



62

# KILGORE'S

**1958**  
**ANNUAL CATALOG**  
**FOR FLORIDA**

LIBRARY  
RECEIVED  
★ DEC 3 1957 ★  
U.S. Department of Agriculture

## SIXTYPAK SWEET CORN



*The*  
**KILGORE**

### SEED COMPANY

General Offices and Mail Order Department  
PLANT CITY, FLORIDA

PLANT

**KILGORE'S**


*Bred-Rite*

**SEEDS**


TRADE MARK

FOR BETTER CROPS

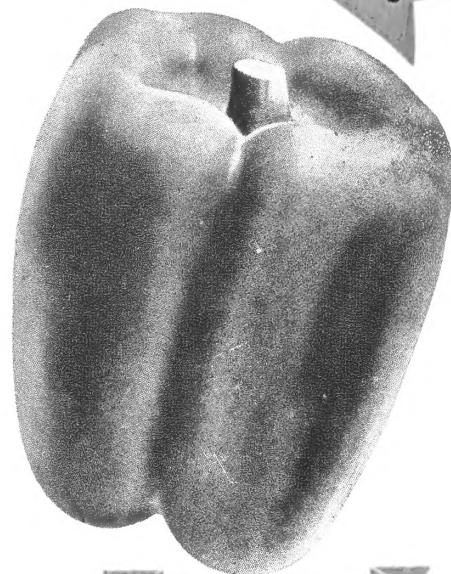
FOR HIGHER RETURNS



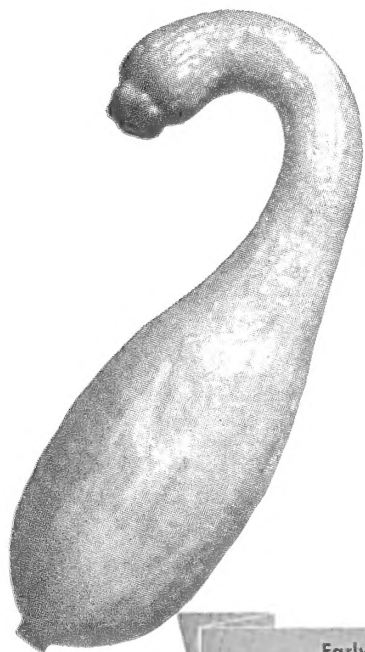
Wilt Resistant Grothen  
Globe Tomato




Ft. Myers Market Eggplant



Florida Giant Pepper



Early  
Yellow Summer Crookneck  
(Baby Crookneck)  
Squash



Smith's Perfect Cantaloupe



Marketer  
(Early Green Market)  
Cucumber

**THE KILGORE SEED COMPANY**

General Offices and Mail Order Department . . . PLANT CITY, FLORIDA

ORDER BLANK

# THE KILGORE SEED COMPANY

PLANT CITY, FLORIDA

Name .....

P. O. Box, Street,  
or R.F.D. No. ....

Post Office .....

County ..... State .....

Ship by Parcel Post Express Truck Freight

Exp. or Frt. Office ..... Date ..... 19 .....

AMOUNT ENCLOSED	
Check.....	
Money Order.....	
Cash.....	
Total.....	

IMPORTANT! Be sure address and shipping instructions are correct. Please write plainly.

**SPECIAL NOTICE:** Remittances should be made by postal money orders, checks, or cash. DO NOT SEND STAMPS. On items not marked postpaid be sure your remittance includes the necessary amount for postage and also the "State Sales Tax" on non-exempt merchandise.

We warrant that the seeds, bulbs and plants we sell are, at the time of delivery, as described on the container within recognized tolerances; but we limit our liability on this warranty to the amount of the purchase price of such seeds, bulbs and plants. We give no other or further warranty express or implied. THE KILGORE SEED COMPANY.

Florida Statutes Section 578.26 requires as prerequisite to suit for defective seeds that sworn complaint against Seller alleging damages sustained be filed with Florida Commissioner of Agriculture, accompanied by \$10.00 filing fee, within ten days after defect becomes apparent; and copy of complaint be sent to Seller by registered mail.

Quantity	ITEMS WANTED	Price	
		Dollars	Cents
Have you included postage on items not postpaid and "State Sales Tax" on non-exempt merchandise?			

SUBSTITUTES: —You may substitute the next best or most similar of any variety you cannot supply.  
—Please do not substitute without first notifying me.  
 (Mark "X" in above desired space)

We would like to send our annual catalog to your friends. Space on the reverse side of this sheet is provided for this purpose.

If you are interested in flower culture and home beautification and wish a copy of **Kilgore's Flower Guide for Florida** be sure to mark X in this space

Tear Off Along This Line



# Important Directions to Customers

By carefully observing the following directions, mistakes and misunderstandings will be very largely avoided.

**How to order**—Please be careful to sign your name, box number, street or rural route, post office and state on every order. Be sure to tell us your nearest express or freight office should you desire the seed or merchandise forwarded by express, freight or truck line. **Please write plainly.**

**Cash with order or C. O. D.**—Ours is a cash business and our prices are made on that basis. Customers are requested to remit when ordering, and by so doing save the c.o.d. fee charged by express companies, banks, and postal authorities for collecting and returning money.

**Perishable items not sent C. O. D.**—Perishable items, such as strawberry plants, rose bushes, seed potatoes, onion sets, etc., are not sent c.o.d. under any circumstances. Remittances must be sent with order.

**How to send remittance**—Remittances should be made by postal money orders, drafts, checks or cash. **Please do not send stamps.**

**WE pay postage to points in Florida**—The postpaid prices indicated in this catalog include delivery to any point in Florida.

**Prices subject to change**—This catalog is printed during the early fall months. The market on many items of garden and field seeds, as well as supplies, has not yet been fully established. Consequently, prices on these items indicate value at time these pages are printed. In practically all cases orders will be filled at prices indicated in this catalog, **but all prices are subject to change without notice.** Write for special prices on larger quantities.

**Export Shipments to Cuba and the West Indies**—For the convenience of our customers in the West Indies, we have established the following agencies: E. G. Del Campo, Nueva Gerona, Isle of Pines, Cuba; F. C. Albury, Nassau, Bahamas.

Each order of pepper and tomato seed sent to Cuba and Dominican Republic requires an export certificate costing \$5.40.

For direct deliveries outside the continental United States, all prices quoted as "Postpaid" in this catalog are on an f.o.b. Plant City, Florida, basis, and the proper amount for postage must be added to the cost of the seeds.

**Parcel Post rates to Cuba and the West Indies**—The parcel post rate to Cuba, Bahamas and Jamaica is 45 cents, for Haiti 61 cents, and for the Dominican Republic 58 cents for the first pound or fraction thereof. If the net weight of an order is 1 pound or more, 1 pound must always be added to cover weight after being packed for shipment. In each case add 22 cents per pound for each additional pound or fraction thereof to the above indicated pound rates. Packages of merchandise going to Cuba, Haiti or Dominican Republic, weighing 8 ounces or less are subject to the postage rate of 1½ cents for each 2 ounces or fraction of 2 ounces. To the Bahamas and Jamaica, packages weighing 8 ounces or less are subject to the postage rate of 3 cents for each 2 ounces or fraction thereof, with a minimum charge of 15 cents.

**WARRANTY AND LIMITATION OF LIABILITY**—"We warrant that the seeds, bulbs and plants we sell are, at the time of delivery, as described on the container within recognized tolerances; but we limit our liability on this warranty to the amount of the purchase price of such seeds, bulbs and plants. We give no other or further warranty express or implied." The Kilgore Seed Company.

Florida Statutes Section 578.26 requires as prerequisite to suit for defective seeds that sworn complaint against Seller alleging damages sustained be filed with Florida Commissioner of Agriculture, accompanied by \$10.00 filing fee, within ten days after defect becomes apparent; and copy of complaint be sent to Seller by registered mail.

Air express shipments can now be made from Miami or Tampa, Florida, to any point in the West Indies.

**Return of seeds for exchange**—To safeguard our customers and ourselves, seeds may not be returned if seed package has been broken. In case of error on our part, unbroken packages may be returned within 10 days after shipment and we will gladly make correction at our expense.

**Stock or lot number on all Kilgore's seed packages**—Every lot of seed distributed by the Kilgore Seed Company will indicate a stock number or lot number. This stock number is a code reference to our records of the history, performance and production of that particular lot of seed, by means of which we can trace it back to the growers' field where it was produced and to our trial plantings. It is recommended that every commercial grower of vegetables retain the empty packages or tags with the stock numbers. Correspondence pertaining to the performance of Kilgore's Bred-Rite seeds should include the specific lot number of the seed under consideration to aid investigation.

**Postal, Express, and Sales Tax information**—The parcel post weight limit for first and second zones is 40 pounds; 20 pounds in the third to eighth zones. Any weight up to 40 pounds in the first and second zones and 20 pounds in the third zone will usually go just as cheaply by parcel post as by freight or express.

In sections of Florida that are not easily accessible by freight or express, parcel post service will be found not only more satisfactory, but more economical. If on a rural route, delivery will be made to your door by mail.

Most Florida points are in the 1st (within 50 miles from Plant City, Fla.) or 2nd (within 50 to 150 miles from Plant City, Fla.) Postal Zone. Jacksonville north, Live Oak north and west, and points on the east coast south of West Palm Beach are in the 3rd Zone. (Within 150 to 300 miles from Plant City, Fla.) Puerto Rico and Virgin Islands are in the 6th Zone for surface mail; 8th Zone for Air Parcel Post. Surface mail 28c for 1st lb., 12c for each additional lb. Air Parcel Post 80c lb.

1st and 2nd ZONES				3rd ZONE			
1 lb.	.23	11 lbs.	.63	1 lb.	.23	11 lbs.	.75
2 lbs.	.27	12 "	.67	2 lbs.	.29	12 "	.80
3 "	.31	13 "	.71	3 "	.34	13 "	.85
4 "	.35	14 "	.75	4 "	.39	14 "	.90
5 "	.39	15 "	.79	5 "	.44	15 "	.96
6 "	.43	16 "	.83	6 "	.49	16 "	1.01
7 "	.47	17 "	.87	7 "	.54	17 "	1.06
8 "	.51	18 "	.91	8 "	.60	18 "	1.11
9 "	.55	19 "	.95	9 "	.65	19 "	1.16
10 "	.59	20 "	.99	10 "	.70	20 "	1.21

If in doubt about your zone rate, obtain it from your postmaster, and be sure to send enough money to cover necessary postage, if the items ordered are not indicated "postpaid" in this catalog. Do not have your order delayed or reduced by failing to add necessary money for postage. If you send too much money, it will be returned to you. It will be found plainly stated above each item whether or not it is postpaid. Also be sure to include with your remittance the State Sales Tax on non-exempt merchandise. (See Page 2).

When you order your seeds and supplies to come by express or freight we can send them collect, so you may pay the transportation charges on delivery. Give your express or freight station, if it is not the same as your post office.

# SALES TAX INFORMATION

The Florida Revenue Act of 1949 (Sales and Use Tax) imposes a 3% tax on the retail sales of many commodities. Numerous agricultural supply items are exempt from the tax, and for your guidance in determining tax exempt items shown in this catalog, we list below those items that are not subject to the tax.

**EXEMPT ITEMS**—Bee Supplies (Exc. Bodies & Frames)

- |                        |                       |
|------------------------|-----------------------|
| Cans and Jars          | Seeds—All Vegetable,  |
| Crate Materials        | Field Crop, Pasture   |
| Fencing—For farm use   | Grass Seeds, Onion    |
| Feeds—For farm animals | Sets, Seed Potatoes   |
| Grafting Wax and       | Seedbed Cloth         |
| Rubber Strips          | Seed Inoculants       |
| Hotkaps                | Seed Treating         |
| Label Paste            | Compounds             |
| Peat Moss              | Starter Solutions and |
| Poultry and Stock      | Root Inducing         |
| Remedies               | Materials             |
| Paper Pots—Plant Bands | Terra-Lite            |
| and Flats              | Tractors              |
|                        | Weed Killers          |

**EXEMPT ONLY IF USED FOR COMMERCIAL AGRICULTURAL PURPOSES**

- |                     |                  |
|---------------------|------------------|
| Dusters             | Fumigants        |
| Farm Tools          | Garden Tools     |
| Fertilizers         | Raffia and Twine |
| Insecticides and    | Rubber Brands    |
| Fungicides          | Sprayers         |
| Soluble Plant Foods | Tarpaulins       |

All flower seed and other merchandise listed in this catalog is subject to 3% State Sales Tax except sales to Dealers, Government Agencies, Schools, Churches and Charitable organizations provided Tax Exemption Certificate has been obtained from the State Comptroller. All orders from institutions or organizations claiming tax exemption must clearly indicate on order sent us, the certificate serial number and date of certificate.

**THE RATE OF TAX APPLICABLE TO NON-EXEMPT SALES IS AS FOLLOWS:**

- (1) On single sales in amounts from 10c to 35c, both inclusive, 1c shall be added for taxes.
- (2) On sales in amounts from 35c to 65c, both inclusive, 2c shall be added for taxes.
- (3) On Sales in amounts from 65c to \$1.00, both inclusive, 3c shall be added for taxes.
- (4) On sales in amounts of more than \$1.00, 3% shall be charged upon each dollar of price, plus the above bracket charges upon any fractional part of a dollar in excess of even dollars.

**SPECIAL NOTICE**—In order to avoid delay in filling your order, on all non-exempt items, be sure to include with your remittance the proper amount of sales tax as indicated above. We are not permitted by law to assume the Sales Tax.

## FLORIDA HOME VEGETABLE GARDENS IN 1958

Florida is one of the most important commercial vegetable producing states of the Union. Florida home vegetable gardens offer almost no competition to commercial vegetables which are grown mainly for shipment to northern markets. Many Florida families who do not get fresh vegetables from their own gardens, seldom get them from the market, at least in sufficient quantity for good health. Florida people, city residents as well as rural folks, can help solve their food problems by producing vegetables in the home garden.

Florida climate and soils are favorable for producing the finest vegetables in the United States. In Flor-

ida fresh vegetables can be grown every month in the year, especially during the fall, winter and spring months when they cannot be grown in other sections of the United States. In addition to producing fresh vegetables in your Florida home garden, plans should also be made for preserving vegetables from the garden by canning or freezing for home use, which will mean not only better health for the family, but also a material saving in cost. For best results, order your seeds from the Kilgore Seed Company — Florida's Leading Seedsmen, Mail Order Department, Plant City, Florida.



## Location and plan of the vegetable garden

A level, well drained piece of ground, convenient to the house should be selected for the garden. It should be located where it can be irrigated if necessary and away from hedges, large trees or the shade of buildings. On the farm it should be well-fenced to protect it from rabbits, chickens and other animals.

After selection of a location, and determining the size of the garden, a list of vegetables should be made. In selecting varieties, primary consideration should be given to the likes of the family, also to the size of the plot available. Different vegetables give variety to the diet.

## Making a seedbed

Small seeds such as lettuce, cabbage, collard, pepper, eggplant, tomato, etc., should be sown in a seedbed and the young plants transplanted to the field or garden. A shallow box or flat may be used for this purpose, or a small plot in the garden may be used as a seedbed for starting plants for transplanting. The soil should be in perfect condition. Make seedbeds four to six inches high, to prevent overflow in case of heavy rains. In preparing seedbed soil it is desirable to mix in "Terra-Lite" (Vermiculite) in order to increase germination of seed and prevent damping off of seedlings. (Page 74). Fertilize with 2 to 3 pounds per 100 sq. ft. of a commercial fertilizer such as Vigoro or Vertagreen (page 66), applied at least a week or ten days before sowing seeds. Sow the seed in rows about six inches apart. Very fine seed like celery, should not be covered with soil, but may be pressed into the soil with a light roller or with a wide board. Larger seeds like tomato, pepper, and cabbage may be covered, not over  $\frac{1}{4}$  to  $\frac{1}{2}$  inch deep.

We recommend the use of burlap or white muslin as a cover over the seedbed, stretching it on a three- or four-foot wide tent-shaped or slanting frame built over the seedbed, with the sides about 10 to 12 inches from the ground to provide ample circulation of air under the cover. If plants are being started in late

A map or plan of the garden should be made, showing the various vegetables to be grown, and their position in the garden, indicating length of rows and the space between rows. In case of a small, backyard garden, entirely worked by hand, the rows should be close together, i.e., the smaller figure in column 5 of our chart on page 4, so that large quantities of vegetables may be produced on a limited space.

The planting data given on page 4 of this catalog will help greatly in preparing a plan since seed requirements, planting depth, distances and time of maturity are given.

summer for fall planting, the seedbed cover will serve as a shade to protect seedlings from the hot sun, also to break the force of heavy rains. If plants are started in winter for a spring crop, this seedbed cover will protect seedlings from frost or freezes. It may be also advisable to use ground covers of burlap or old fertilizer bags. When seeds begin to germinate these ground covers should be removed immediately to prevent spindly plants. After the seed is sown, it is desirable to sprinkle every evening or oftener if necessary with cool water by means of hand sprinkling pots.

Success in getting plants to grow satisfactorily depends very much upon how the plants are grown in the seedbed. For a week or ten days before transplanting, the plants in seedbed should be gradually hardened. This means leaving the cover off the plants for a week or so before transplanting, and water should be withheld from the plants during this period. When plants are about six inches high they are ready to transplant into the field or garden, preferably on a cloudy day or toward evening. Water the plants thoroughly several hours before removing from seedbeds, and again immediately after setting. A starter solution is helpful (page 67). To grow good vegetables, a large supply of moisture and fertilizer is essential until the crop is ready to harvest.

## Preparation of the soil for the vegetable garden

The soil in the garden should be well prepared. Grass and weeds removed with all roots. A little extra time spent in preparing the soil for planting will save many hours of hoeing later. It is best to spade or plow, and apply commercial fertilizer to the soil ten days to two weeks before planting in order to avoid burning the seed or young plants. A sample of the soil should be tested, either by yourself with an inexpensive soil test kit (page 75) or by your county agent, and if found too acid or sour apply Hardwood Ashes or Hydrated Lime; if too alkaline or sweet apply Aluminum Sulphate or Manganese Sulphate (page 67).

Dairy Organic Compost is excellent for fertilizer and land conditioner, will not burn, is odorless and contains no weed seed. Use at the rate of 20 to 25 lbs. per 100 sq. ft. broadcast. (Page 66). If available, leaf mold or black muck or hammock soil are ideal materials to work into soil. If none of these materials are available, a two or three inch layer of horticultural grade peat moss (page 74) may be worked into the garden soil. This material is clean and easy to handle, and is wonderfully effective for breaking up hard soil, making it mellow, or for adding humus to sandy soil, making it more retentive of moisture and fertilizer materials. After the peat moss is worked into the soil, an inch or two inch layer of Pulverized Sheep Manure, or Dairy

Organic Compost, along with a liberal application of a good garden fertilizer such as Vigoro or Vertagreen (page 66) should be used, applying one of these fertilizer materials broadcast at the rate of 4 to 6 lbs. per 100 square feet. If this material is raked into the surface soil a week or ten days before planting, and if well watered in case of no rain, in order to speed the incorporation and decomposition of the fertilizer or manure, you will have the foundation for an excellent vegetable garden. If the fertilizers are applied just before planting, they are very apt to burn the young seedlings as they emerge from the seed.

After the vegetable plants are well started in the garden, fertilizer should be applied lightly every two or three weeks on either side of the row of vegetables, but not in contact with the leaves or stems to avoid burning.

*Note:—All materials indicated above, such as Pulverized Sheep Manure, Dairy Organic Compost, Peat Moss, Terra-Lite, Super Phosphate, Vigoro, Vertagreen, Wood Ashes, Lime, Aluminum Sulphate, Manganese Sulphate, etc., are available at all Kilgore seed stores, and in our mail order department at Plant City, Florida.*

---

For further information on Florida home gardening write the Florida Agricultural Experiment Station, Mailing Department, Gainesville, Florida, for a free copy of Bulletin 131 entitled "The Florida Home Garden," and also for Circular 104 entitled "Vegetable Garden Production Guide."

# Reference Table for Florida Vegetable Gardens

Many mistakes may be avoided by following directions given in this table. The time requirements indicated for crops to reach edible size vary, of course, according to the season, varieties and soil conditions. Allowance also must be made for the relative estimate of the yields, due to climatic and soil conditions. However,

the averages indicated in the table will be found to be fairly accurate for Florida growing conditions on the basis of many years of observation and experience. **For information on "when to sow vegetable seeds in Florida" see page 5.**

Kind of vegetable	Number Running feet of row for a family of 3 or 4 people (Includes for canning)	Seeds or plants to provide for a family of 3 or 4 people	Depth to cover in inches	Space between rows in feet	Set plant from seedbed or thin out to inches in row	Approximate time required to produce crop, from seed planted in garden or from transplanting plants to garden (days)
BEANS (Bush)	100*	1/2 lb.†	1 1/2—2	2—2 1/2	3—4	48 to 56
BEANS (Pole)	50	1/4 lb.	1 1/2—2	3—4	9 or 3 ft. hills	63 to 70
BEANS (Bush Lima)	100*	1/2 to 1 lb.†	1 1/2—2	3	4—5	65 to 75
BEET	100*	1 oz.†	1/2—3/4	1 1/2—2	3—4	56 to 68
BROCCOLI	40	1 pkt. or 25 plts	1/4—1/2	3	18—24	55 to 60 from plts.
BRUSSELS SPROUTS	25	15 plants	1/4—1/2	2 1/2—3	18—24	90 from plants
CABBAGE	60	50 plants	1/4—1/2	2 1/2—3	12—16	62 to 98 from plts.
CHINESE CABBAGE	40*	1 pkt. or 50 plts.†	1/4—1/2	2 1/2—3	8—12	70 from seed
CANTALOUPE	50	1 pkt.†	1/2—3/4	4—5	24 or 4 ft. hills	75 to 95
CARROT	100*	2 pkts.†	1/4—1/2	1 1/2—2	2—3	72 to 95
CAULIFLOWER	50	30 plants	1/4—1/2	3—4	18—24	55 to 62 from plts.
CELERY	50	150 plants	1/8	3	4—5	105 to 130 from plts.
COLLARD	50*	1 pkt. or 35 plts.†	1/4—1/2	2 1/2—3	14—18	50 to 52 from plts.
CORN (Sweet)	200*	1/4 lb.†	1—2	2 1/2—3	12—15	65 to 80
CORN (Roasting Ear)	200*	1/4 lb.†	1—2	3—3 1/2	15—18	68 to 87
COWPEAS (TABLE)	150	1/2 to 3/4 lb.	1—1 1/2	3—4	5—6	68 to 85
CUCUMBER	50	1 pkt.	3/4	5—6	12 to 24	40 to 50
EGGPLANT	50	17 plants	1/2	4—4 1/2	18 to 36	80 to 85 from plts.
ENDIVE (ESCAROLLE)	40	pkt. or 50 plts.	1/4—1/2	1 1/2—2	9	90 to 95 from seed
GARLIC (bulbs or sets)	30	1 lb.	1	1 1/2	4	90
KALE	25	1 pkt.	1/4—1/2	2 1/2	20—24	70
KOHL RABI	25*	1 pkt.†	1/4—1/2	1 1/2—2	6—8	50
LEEK	50	1 pkt. or 120 plts.	1/2	1 1/2	5—6	140 from seed
LETTUCE (Head)	75*	1 pkt. or 90 plts.†	1/4—1/2	1 1/2—2	10—15	66 to 84 from seed
LETTUCE (Leaf)	50*	1 pkt. or 60 plts.†	1/4—1/2	1 1/2—2	10—12	46 from seed
MUSTARD	40*	1 pkt.†	1/4—1/2	2	8—10	40 to 45
OKRA	75	1 oz.	1—1 1/2	3—4	10—15	50 to 60
ONION SEED	80	1 pkt. or 400 plts.	1/2	1 1/2	2—4	110 to 150 from seed
ONION SETS	40	1 pt.	1	1 1/4—1 1/2	1—2	30 to 60
PARSLEY	30	1 pkt.	1/4—1/2	1 1/2—2	10—12	90
PARSNIP	50	1 pkt.	1/2	2 1/2—3	4	120
PEAS (ENGLISH)	100*	1/2 lb.†	1 1/2—2	3	1—2	50 to 53
PEPPER	40	24 plants	1/2	2 1/2—3 1/2	10—16	60 to 80 from plts.
POTATOES (IRISH)	200	12 lbs.	1—4	3—3 1/2	9—12	75 to 90
PUMPKIN	50	1/2 oz.	1	8—10	5 ft. hills	100 to 118
RADISH	25*	1 pkt.†	1/2	1—1 1/2	1—2	21 to 25
RHUBARB	25	1 pkt. or 15 plts.	1/2—3/4	2 1/2—3	18—24	90 from plants
ROSELLE	25	1 pkt.	1/2—3/4	5—6	24—36	175
RUTABAGA	50	1 pkt.	1/4—1/2	2	5—6	90
SPINACH—SAVOY	50*	1 pkt.†	1/2—3/4	1 1/4—1 1/2	6	40
SPINACH—NEW ZEALAND	25	1 pkt.	3/4—1	3	20	60
SQUASH (Bush)	50	1 pkt.	1	3—4	2 ft. hills	42 to 52
SQUASH (Running)	50	1 pkt.	1	6—8	3 or 4 ft. hills	60 to 115
SWISS CHARD	25	1 pkt.	1/2—1	2	12—15	58 to 60
TOMATO—GROUND	150	50 plants	1/2	3 1/2—5	24—36	70 to 90 from plts.
TOMATO—STAKED	75	50 plants	1/2	4	16—20	70 to 90 from plts.
TURNIP	50	1 pkt.†	1/4—1/2	1 1/4—1 1/2	4—6	35 to 50
WATERMELON	75	1 pkt.	1/2—1	8—10	6 to 8 ft. hills	85 to 100

\* Make two or more plantings at different times during the season. Number of feet of row indicated is for each planting.

† Number of feet and amount of seed or number of plants indicated are for each planting.

**THE KILGORE SEED COMPANY—A Florida Institution**  
**GENERAL OFFICES AND MAIL ORDER DEPARTMENT, PLANT CITY, FLORIDA**

Fourteen Kilgore stores serving Florida, located at:

Belle Glade  
 Fort Myers  
 Gainesville  
 Homestead

Miami—  
 600 N.W. Fifth St.  
 Ocala  
 Pahokee

Palmetto  
 Plant City  
 Pompano Beach  
 Sanford

Vero Beach  
 Wauchula  
 West Palm Beach  
 1310 Belvedere Road



## What and When to Sow Vegetable Seeds in Florida

### JANUARY and FEBRUARY

Beans	Corn, Sweet	Onion Seed	Rutabaga
Beet	Cucumber	Onion Sets	Spinach
Brussels	Eggplant	Parsley	Squash
Sprouts	Endive	Parsnip	Swiss Chard
Cabbage	Kale	Peas, English	Tomato
Cantaloupe	Kohl-Rabi	Pepper	Turnip
Carrot	Leek	Potatoes	Watermelon
Cauliflower	Lettuce	Radish	
Collard	Mustard	Romaine	

### MARCH

Beans	Corn, Sweet	Okra	Squash
Beet	Cucumbers	Potatoes	Swiss Chard
Cabbage	Kale	Pumpkin	Tomato
Cantaloupe	Kohl Rabi	Radish	Turnip
Carrot	Lettuce	Roselle	Watermelon
Collard	Mustard	Spinach	

### APRIL

Beans	Mustard	Radish	Turnip
Cantaloupe	Okra	Roselle	Watermelon
Collard	Pumpkin	Spinach	

### MAY

Pole Beans	Mustard	Pumpkin	
Collard	Okra	Spinach	

### JUNE

Collard	Mustard	Pepper	Spinach
Eggplant	Okra	Rutabaga	Turnip

### JULY

Celery	Mustard	Rutabaga	
Collard	Okra	Spinach	
Eggplant	Pepper	Turnip	

### AUGUST

Broccoli	Collard	Lettuce	Romaine
Brussels	Cucumber	Mustard	Rutabaga
Sprouts	Eggplant	Okra	Spinach
Cabbage	Endive	Onion Sets	Squash
Cauliflower	Garlic	Pepper	Tomato
Celery	Kale	Radish	Turnip

### SEPTEMBER

Beans	Collard	Okra	Spinach
Beet	Cucumber	Onion Seed	Rutabaga
Broccoli	Endive	Onion Sets	Squash
Brussels	Garlic	Parsley	Swiss Chard
Sprouts	Kale	Parsnip	Tomato
Cabbage	Kohl Rabi	Peas—English	Turnip
Carrot	Leek	Radish	
Cauliflower	Lettuce	Rhubarb	
Celery	Mustard	Romaine	

### OCTOBER

Beans	Celery	Mustard	Rhubarb
Beet	Collard	Onion Seed	Romaine
Broccoli	Endive	Onion Sets	Rutabaga
Brussels	Garlic	Parsley	Spinach
Sprouts	Kale	Parsnip	Swiss Chard
Cabbage	Kohl Rabi	Peas, English	Turnip
Carrot	Leek	Potatoes	
Cauliflower	Lettuce	Radish	

### NOVEMBER

Beet	Collard	Mustard	Rhubarb
Broccoli	Eggplant	Onion Seed	Romaine
Brussels	Endive	Onion Sets	Rutabaga
Sprouts	Garlic	Parsley	Spinach
Cabbage	Kale	Peas, English	Swiss Chard
Carrot	Kohl Rabi	Pepper	Turnip
Cauliflower	Leek	Potatoes	
Celery	Lettuce	Radish	

### DECEMBER

Beet	Collard	Onion Seed	Romaine
Broccoli	Eggplant	Onion Sets	Rutabaga
Brussels	Endive	Parsley	Spinach
Sprouts	Kale	Parsnip	Swiss Chard
Cabbage	Kohl Rabi	Peas, English	Tomato
Carrot	Leek	Pepper	Turnip
Cauliflower	Lettuce	Potatoes	
Celery	Mustard	Radish	

## What and When to Sow Grasses, Clovers, and Field Crop Seeds in Florida

### JANUARY and FEBRUARY

Alfalfa	Bahia Grass	Rape	
Clover, Crimson	Oats	Rye	

### MARCH

Beans, Velvet	Italian Rye,	Peanuts	
Benne	Sudan, Bahia	Rape	
Corn, Field	Indigo	Rice	
Crotalaria	Hegari	Egyptian Wheat	
Grasses	Millet	Sorghum	
Bermuda, Carpet,	Peas	Sunflower	

### APRIL

Beans, Velvet	Grasses	Peanuts	
Beggarweed	Bermuda, Carpet,	Rice	
Benne	Italian Rye,	Egyptian Wheat	
Chufas	Sudan, Bahia	Sorghum	
Clover, Alyce	Indigo	Sunflower	
Corn Field	Hegari		
Crotalaria	Millet		
	Peas		

### MAY

Beans, Velvet	Grasses	Peas	
Beggarweed	Bermuda, Carpet,	Peanuts	
Benne	Italian Rye,	Sesbania	
Chufas	Sudan, Bahia	Egyptian Wheat	
Clover, Alyce	Indigo	Sorghum	
Corn, Field	Hegari	Sunflower	
Crotalaria	Millet		

### JUNE

Beans, Velvet	Crotalaria	Peanuts	
Beggarweed	Grasses	Rice	
Benne	Bermuda, Carpet,	Sesbania	
Chufas	Sudan, Bahia	Egyptian Wheat	
Clover, Alyce	Indigo	Sorghum	
Cowpeas	Hegari	Sunflower	
	Millet		

### JULY

Beans, Velvet	Cowpeas	Hegari	
Beggarweed	Grasses	Millet	
Chufas	Bermuda, Sudan		
Corn	and Bahia		

### AUGUST

Cowpeas	Bermuda, Sudan	Millet	
Grasses	and Bahia	Sunflower	

### SEPTEMBER

Clover, Sweet	Grasses	Lupines	
Kenland Red	Bermuda, Bahia	Rape	
		Rye	

### OCTOBER

Clover, Sweet	Grasses	Lupines	
Kenland Red	Bermuda, Italian	Oats	
	Rye, Carpet, Bahia	Rape	
		Rye	

### NOVEMBER

Clover	Grasses	Oats	
Crimson, Sweet,	Bermuda, Italian	Rape	
White, Ladino,	Rye, Carpet, Bahia	Rye	
Kenland Red	Lupines		

### DECEMBER

Clover	Grasses	Oats	
Crimson, Sweet,	Italian Rye,	Rape	
White, Ladino,	Carpet, Bahia	Rye	
Kenland Red	Lupines		

See pages 38 to 47 for complete cultural directions on field corn, grasses, clovers and field crops in Florida.  
See page 48 when to sow flower seed in Florida.

# BEANS

Our bean seed is high germinating, guaranteed western-grown in disease free areas, carefully milled, graded, fitted for the critical grower and is packed in 50 pound bags.

See page 34 for details of the Kilgore method of handling seeds

**Culture of Green and Wax Podded Bush Beans.** Beans are grown on all types of soil in Florida, and are not very particular with reference to soil requirements. Beans are a very quick maturing crop.

Spring planting in the southern and central part of the State begins January 1 and continues until April. Fall planting starts in August. For a fall crop, plant from the middle of August until the middle of October; for a main crop on the Florida east coast plant from October to February. Sow seed in drills, 2 to 2½ feet apart, dropping a bean every 2 to 2½ inches, and cover 1½ to 2 inches deep. On muck soils apply 300 to 600 pounds of a 3-8-8 fertilizer mixture per acre. On sandy loam apply 1200 to 1600 pounds of a 4-7-5 fertilizer per acre, making one application. This application should be applied carefully, as there is always a risk of the fertilizer burning and killing the vitality of the seed when both are put in at the same time.

For the control of insects and diseases of beans see page 53. In order to help control soil diseases and insure a better stand, The Kilgore Seed Co. now treats all their bean seed with Delsan.

Inoculate bean seed with Nitragin or A.B.C. Inoculant. This hastens maturity, increases yields and enriches the soil. (See page 69).

The number of days in parentheses after each variety represents average time to maturity.

## GREEN PODDED BUSH BEANS

Plant 50 lbs. per acre.

In the garden make four plantings at different times.

Plant ½ lb. to 100 feet of row at each planting

Write for special prices on larger quantities



Contender

**CONTENDER** (45 days.) A consistently early, high yielding, attractive appearing, stringless bean, adapted for shipment to fresh markets. Plant is very vigorous and produces pods similar to Black Valentine, although the Contender pods will average three-fourths of an inch longer, are slightly heavier and thicker, are round to oval, and have a tendency to curve slightly.

¼ lb. 20c; 1 lb. 65c; 2 lbs. \$1.25, Postpaid

Not prepaid, 10 lbs. \$2.65; 50 lbs. \$11.75

**ASGROW BLACK VALENTINE.** (48 days.) The plant is large vigorous, erect and very prolific. The oval pods are nearly straight, medium green, entirely stringless, and of fine quality and flavor. They retain their color and texture in shipping long distances. Very attractive in appearance.

¼ lb. 20c; 1 lb. 65c; 2 lbs. \$1.25, Postpaid

Not prepaid, 10 lbs. \$2.90; 50 lbs. \$13.00

**GLADES** (53 days.) Fully resistant to common bean mosaic and the variant strain NY 15. The plant is vigorous, tall and upright, holding the pods well off the ground. The pods are thick-flat to flat oval in shape, averaging longer and narrower than Plentiful and a darker green color. Compared with Asgrow Black Valentine the plants are taller, and the pods longer and slightly wider. Very attractive pods, a good shipper and heavy yielder.

¼ lb. 20c; 1 lb. 65c; 2 lbs. \$1.25, Postpaid

Not prepaid, 10 lbs. \$3.40; 50 lbs. \$15.50



Tenderlong 15

**TENDERLONG 15** (50 days.) Developed for disease resistance; longer, straighter pods than Tendergreen. The plant is an erect, compact bush, holding the pods well off the ground. Highly productive and resistant to common bean mosaic, several other virus diseases, one form of powdery mildew, and with considerable tolerance to Halo blight. The round straight pods, averaging six inches, are stringless and fiberless and of excellent flavor and medium dark green color.

¼ lb. 20c; 1 lb. 65c; 2 lbs. \$1.25, Postpaid

Not prepaid, 10 lbs. \$3.05; 50 lbs. \$13.75

**SEMINOLE.** (53 days.) A round podded bush bean released by the Everglades Experiment Station of Florida A.E.S. The plant is somewhat sprawling, with numerous leaves that protect the pods from wind-scars. Seminole has yielded well in widely scattered trials. The pods are similar to Tendergreen in length, slightly lighter in color. Pods are stringless, fiberless and of good flavor, texture, quality and appearance.

¼ lb. 20c; 1 lb. 65c; 2 lbs. \$1.25, Postpaid

Not prepaid, 10 lbs. \$3.20; 50 lbs. \$14.50

**TENDERGREEN.** (50 days.) This variety is popular due to its excellent shipping quality. Plants are large, erect, and thick stemmed. The pods average about five inches in length, are attractive in appearance, being nearly straight, round, fleshy, dark green, stringless, and of excellent quality.

¼ lb. 20c; 1 lb. 65c; 2 lbs. \$1.25, Postpaid

Not prepaid, 10 lbs. \$3.20; 50 lbs. \$14.50

### GREEN PODDED BUSH BEANS (Cont'd)

**RESISTANT TENDERGREEN** (50 days.) Similar to regular Tendergreen in bush and pod type, but resistant to common bean mosaic, and will produce longer pods and higher yields than regular Tendergreen when the disease is present.

¼ lb. 20c; 1 lb. 65c; 2 lbs. \$1.25, Postpaid  
Not prepaid, 10 lbs. \$3.05; 50 lbs. \$13.75

**PLENTIFUL**. (50 days.) Plants are spreading in growth and should be given a little wider spacing in the row than most bush beans. The pods are long, flat, straight, and of medium green color. Heavy yielder.

¼ lb. 20c; 1 lb. 65c; 2 lbs. \$1.25, Postpaid  
Not prepaid 10 lbs. \$3.00; 50 lbs. \$13.50

**WADE** (48 days.) The vigorous plants are tall and hold the pods well off the ground. The heavy foliage helps to protect the pods from wind-scars. It is a fleshy, round podded bean of the Tendergreen type, but powdery mildew and mosaic resistant, it has a consistently higher yield and produces long, straight pods. The pods are of a dark green color and hold their green color exceptionally well in transit and on the market. Stringless and little fiber. Good for market as well as for processing. Because of its long bearing season, high quality and disease resistance, it is highly recommended for home gardens and is a good shipper.

¼ lb. 20c; 1 lb. 65c; 2 lbs. \$1.25, Postpaid  
Not prepaid 10 lbs. \$3.00; 50 lbs. \$13.50

### WAX PODDED BUSH BEANS



*Cherokee (Valentine Wax)*

**CHEROKEE (Valentine Wax)**. (50 days.) Plant large, vigorous, erect and prolific. Early and an enormous yielder of beautiful, attractive appearing, golden-yellow, long, thick oval pods, nearly straight, entirely stringless and of excellent quality. Considered the best wax bean for Florida and the South.

¼ lb. 20c; 1 lb. 65c; 2 lbs. \$1.25, Postpaid  
Not prepaid, 10 lbs. \$2.90; 50 lbs. \$13.00

### GREEN PODDED POLE BEANS

Plant 30 lbs. per acre.  
In garden ¼ pound to 50 feet.

**Culture of Green Podded Pole Beans.** Pole beans are later in maturing than bush beans, but bear for a longer season and are extremely productive, yielding more than bush beans, and also produce bigger pods. They are somewhat more tender than bush beans if harvested young.

Pole beans should be supported by wires or by good strong poles to keep them off the ground. Poles should be 8 to 9 feet above ground, and set firmly in the ground, in rows 3 to 4 feet apart, and 2 to 3 feet apart in the row. In order to keep pole beans bearing over a long season, it is important to keep them closely picked. Inoculate bean seed with Nitragin or A.B.C. Inoculant. (See page 69). Pole beans are more susceptible to mildew, rust and other foliage diseases than are bush beans, and therefore should be sprayed or dusted quite often. (See page 53.)

**FLORIGREEN.** A new pole bean developed by Dr. A. P. Lorz, horticulturist at the Florida Experiment Station, Gainesville, Fla., and Dr. J. M. Walters, Pathologist of the Gulf Coast Station, Bradenton, Fla.

Florigreen is highly resistant to rust. Also resistant to common and southern bean mosaics. The pods resemble U. S. No. 4 or 191, but a little darker. They are long, straight and retain a fresh dark green color, which is highly desirable for fresh market, stringless at the proper stage for harvesting. Florigreen has consistently outyielded U. S. No. 4 and 191. This new pole bean looks very promising. All bean growers should give it a trial.

¼ lb. 20c; 1 lb. 75c; 2 lbs. \$1.40, Postpaid  
Not prepaid, 10 lbs. \$3.60; 50 lbs. \$16.50

**KENTUCKY 191 (U. S. NO. 4)**. (63 days.) A high yielding type of white-seeded Kentucky Wonder, resistant to certain forms of rust. Plant is vigorous, with dark green leaves. The pods are dark green, oval, straight, long, averaging from 8 to 9 inches, and attractive in appearance. Stringless in the marketable stage. Productive and very desirable for market or home use. Grown most extensively on the west coast of Florida for shipment to southern and northern markets.

¼ lb. 20c; 1 lb. 65c; 2 lbs. \$1.25, Postpaid  
Not prepaid, 10 lbs. \$3.15; 50 lbs. \$14.25

**McCASLAN.** (65 days.) A vigorous grower and heavy producer, unlike other varieties, producing from the ground up over a long season. The pods are medium green, eight inches long, large, flat, slightly curved, thick and meaty, stringless, brittle, fine grained, and of excellent quality if harvested young. Because of the high yield of large, attractive pods, this variety has become the leading pole bean on the lower east coast of Florida for shipment to northern markets.

¼ lb. 20c; 1 lb. 65c; 2 lbs. \$1.25, Postpaid  
Not prepaid, 10 lbs. \$3.30; 50 lbs. \$15.00



*McCaslan pole beans as grown from Kilgore's high vitality seed in the Homestead section.*

# LIMA BEANS

Fordhook—Plant 50 lbs. per acre.

Henderson's—Plant 30 lbs. per acre.

In the garden make two plantings at different times. With Fordhook plant 1 pound to 100 feet or with Henderson's plant ½ pound to 100 feet.

**Culture of Lima Beans.** In general, cultural requirements of Lima Beans are similar to those given for green and wax podded bush beans, but they need more room. Lima beans are not so hardy as string beans, and the ground should be warm when planting the seed. Fertilizer should be adopted at least ten days before planting. In order to control soil diseases and get a better stand, it is always desirable to treat lima bean seed before planting (see pages 52 and 62.) Plant in rows three feet apart, dropping a bean every 3 to 4 inches in the row, covering an inch deep.

*Write for special prices on larger quantities.*

**FORDHOOK 242.** (72 days.) It is an excellent bearer, producing a heavy, early yield, and is especially suitable to Florida because of its ability to make a heavy set and yield under high temperature conditions. The plants are as tall as regular Fordhook, grow more erect and have a more open appearance. Pods average 3 to 4 inches long by 1 and 1½ inches wide and about ½ inch thick, and contain 3 to 4 thick beans. Green shell beans are slightly smaller than regular Fordhook, have light green seed coats, and are of delicious, finely flavored edible quality.

¼ lb. 20c; 1 lb. 65c; 2 lbs. \$1.25, Postpaid

Not prepaid, 10 lbs. \$3.15; 50 lbs. \$14.25

**FORDHOOK-CONCENTRATED.** (75 days.) Developed for concentration of pods on the plant, making it easy to harvest, and for concentration in time of reaching maturity. The plants are stocky, without tendrils and very prolific. Pods are dark green, very large, with thick fibrous walls giving them body for long distance shipments. Pods contain 3 to 4 large, very thick, plump beans of excellent quality.

¼ lb. 20c; 1 lb. 65c; 2 lbs. \$1.25, Postpaid

Not prepaid, 10 lbs. \$3.15; 50 lbs. \$14.25

**HENDERSON'S BUSH LIMA (Baby Lima).** (65 days.) An early variety, hardy and a sure cropper. The plants are small and very productive. The pods are small in size, very short and narrow, thin, flat, straight to slightly curved. The seeds are smaller and not as plump as Fordhook. This variety matures about ten days earlier than Fordhook.

¼ lb. 20c; 1 lb. 65c; 2 lbs. \$1.25, Postpaid

Not prepaid, 10 lbs. \$2.60; 50 lbs. \$11.50

# BUTTER OR GREEN SHELL BEANS

Used principally as Green Shell Beans, like Lima Beans

Jackson Wonder Bush—Plant 30 lbs. per acre.

Horticultural—Plant 50 lbs. per acre.

In the garden plant ¾ pound to 100 feet,

*Write for special prices on larger quantities.*



*Jackson Wonder*

**JACKSON WONDER (Old Florida Bush Speckled Butter Bean.)** (65 days.) Culture similar to Lima Beans. This variety is similar to Old Florida Pole, but produces a bush or dwarf plant. Plant is small to medium in size, spreading, with semi-runners resembling somewhat Henderson's Bush Lima. Pods are flat, containing 3 or 4 beans. The seeds are small, flat and of light buff color. Early and very prolific, drouth-resistant, a sure cropper and of good quality.

¼ lb. 20c; 1 lb. 65c; 2 lbs. \$1.25, Postpaid

Not prepaid, 10 lbs. \$2.60; 50 lbs. \$11.50

**FRENCH'S HORTICULTURAL** (68 days.) This is the most attractive bean of the speckled Cranberry type making long pods (6 to 8 inches), straight very heavily splashed with bright red or deep carmine, which gives them a very striking and attractive appearance. Strong, erect, sturdy bushy plants, which produce short runners. Very prolific. The shelled beans are pinkish buff color, mottled and streaked. Can be used as a dry shell or green shell bean. Of fine flavor.

¼ lb. 20c; 1 lb. 75c; 2 lbs. \$1.40, Postpaid

Not prepaid, 10 lbs. \$4.40; 50 lbs. \$20.50

**TAYLOR'S HORTICULTURAL** (64 days.) Used primarily for shelled beans, though immature pods are edible. An improved strain of Dwarf Horticultural type, with plants somewhat larger, more spreading than that variety and more productive. Pods (5 to 6 inches), green turning to cream-yellow, splashed with red.

¼ lb. 20c; 1 lb. 75c; 2 lbs. \$1.40, Postpaid

Not prepaid, 10 lbs. \$3.80; 50 lbs. \$17.50

# B E E T

Plant 6 pounds of seed per acre.

In the garden make three plantings at different times.

Plant 1 oz. to 100 feet of row at each planting.

**Culture.** Successful culture demands good soil, to which has been applied 600 to 1,200 pounds per acre of good standard vegetable fertilizer. Plant seeds in rows 1½ to 2 feet apart and when 3 inches high thin to 3 or 4 inches apart in the row. In Florida, sow from latter part of September to March.

Prices quoted are postpaid.

Write for special prices on larger quantities.

**ASGROW WONDER (Early Blood Red Market).** (56 days.) One of the earliest and most uniform beets ever introduced. Roots very attractive in appearance, slightly flattened globe, smooth, with small tap root, of dark red color outside. Flesh of deep dark red, tender, and excellent quality.

Pkt. 10c; oz. 15c; ¼ lb. 45c; 1 lb. \$1.40  
5 to 25 lbs. \$1.30 per lb.

**CROSBY'S EGYPTIAN (Improved).** (60 days.) This standard variety produces beets of uniform flattened globe shape, very much flattened at the top, of deep red color outside, with a deep purple color with little zoning inside. Sweet and tender.

Pkt. 10c; oz. 15c; ¼ lb. 45c; 1 lb. \$1.40  
5 to 25 lbs. 1.30 per lb.

**DETROIT DARK RED.** (68 days.) A globe-shaped beet, of dark red color, outside as well as inside, without white zoning; sweet and of excellent quality.

Pkt. 10c; oz. 15c; ¼ lb. 45c; 1 lb. \$1.50  
5 to 25 lbs. \$1.40 per lb.

## SWISS CHARD

Plant 4 pounds per acre.

In garden plant one packet to 25 feet of row.

**Culture.** Plant like beets in the fall, winter, or spring, in rows 2 feet apart, and thin to 12 or 15 inches in the row.

**FORDHOOK GIANT.** (68 days.) The thick, fleshy, dark green leaves are much crinkled or savoyed, and the pearly white stems are very broad, thick, and fleshy. A very vigorous, hardy grower.

Pkt. 10c; oz. 15c; ¼ lb. 45c; 1 lb. \$1.50  
5 to 25 lbs. \$1.40 per lb.

## STOCK BEET

**Culture.** Plant 4 to 6 pounds per acre in rows 2½ to 3 feet apart, and thin to 6 inches apart in the row.

**STOCK BEET, MAMMOTH LONG RED.** (80 days.) An enormous yielder and one of the best for dairymen.

Pkt. 10c; oz. 15c; ¼ lb. 35c; 1 lb. \$1.00  
5 to 25 lbs. 90c lb.

# BRUSSELS SPROUTS

Sow ¼ pound in seedbed to plant an acre.

In the garden sow 1 packet in seedbed.

Sow seed and cultivate same as cabbage.

**LONG ISLAND IMPROVED.** (90 days from setting out plants.) Plants grow to a height of two feet. Stems are thickly set with small firm, cabbage-like heads, 1½ inches in diameter, maturing small heads successively.

Pkt. 10c; ½ oz. 25c; oz. 45c; ¼ lb. \$1.40; 1 lb. \$5.00  
5 to 25 lbs. \$4.90 per lb.

# B R O C C O L I

Sow ¼ to ½ pound in seedbed to plant an acre.

In the garden 1 packet to 40 feet of row, or 1 packet in seedbed for 25 plants to set 40 feet of row.

**Culture.** In Florida, seed may be sown in seedbeds from September to January. Plants should be set in rows 3 feet apart, and 1½ to 2 feet apart in the row. When the main head is cut, thick stems form at the base of leaves on the stalk below. At the end of each branch a medium-sized green head develops.

In general, varieties of broccoli fall into three groups which we term Early, Medium, and Late. Those varieties listed as Early must be planted early in the season to give satisfactory quality. Medium varieties are adapted to the widest range of planting dates, but even in this group planting too early in the summer may result in premature flowering. The Late types are adapted to areas where broccoli can be grown throughout the winter.

**GREEN SPROUTING (Medium).** (80 days from plants.) A leading variety for shipping and freezing generally grown for late fall and winter harvest. Plants vigorous, tall, branching and very productive. Heads large, compact, followed by continuous crops of large size shoots suitable for bunching and for freezing.

Pkt. 10c; ½ oz. 20c; oz. 30c; ¼ lb. 85c; 1 lb. \$3.00  
5 to 25 lbs. \$2.90 per lb.

**WALTHAM 29 (Medium).** (60 days from plants.) Low growing, heavy, short compact plant, which produces a large, central head. The plant is heavily branched with dark green, tight buds that are of medium size, evenly distributed. It has ability to come through periods of hot weather without the heads opening up. Because of its uniformity, a large portion of the crop matures at one time. Its excellent dark green color, fine head and bud texture and high yield make it a valuable addition for Florida. Excellent for fresh market and freezing.

Pkt. 10c; ½ oz. 25c; 1 oz. 40c; ¼ lb. \$1.15; 1 lb. \$4.00  
5 to 25 lbs. \$3.90 per lb.



Waltham 29

# CABBAGE

Sow 6 ounces in seedbed to plant an acre or 12 ounces per acre in field.

For the garden, sow 1 packet in seedbed for 50 plants to set 60 feet of row.



A typical plant of Marion Market (Yellow Resistant) Cabbage

**Culture.** Cabbage is a heavy feeder and should be grown rapidly. For maximum yields on sandy loam soils 1500 to 2000 lbs. per acre of a 4-7-5 fertilizer mixture should be applied in the row a few days prior to setting plants. In addition, two or three side dressings of Nitrate of Potash or Nitrate of Soda should be made at three to four week intervals. Where planted in seedbeds, which is the desirable and common practice, plant seed thin in drills 6 inches apart, cover  $\frac{1}{4}$  to  $\frac{1}{2}$  inch deep, using 8 ounces of seed for an acre of plants, and do not make the soil in seedbeds as rich as soil where plants are to be set. When seed is planted in the field, use 12 to 16 ounces of seed per acre. Make rows  $2\frac{1}{2}$  to 3 feet apart and thin to 12 to 18 inches apart in row, depending on variety and size of head you wish to produce. For a winter crop of cabbage in Florida seed is sown in September and early October. For an early spring crop plant in November or early December. For the control of cabbage insects and diseases see page 53.

Our cabbage seed is grown in disease-free territory on the Pacific coast where Black Rot has never been found by plant pathologists who inspect our seed growing fields each year.

The number of days in parentheses after each variety indicates the relative number of days to marketable heads from setting out plants. From the time seed is sown until the plants are ready for setting, thirty-five days are usually required.

Prices quoted are postpaid.

Write for prices on larger quantities.

**EARLY ROUND DUTCH.** (71 days.) A hardy, and dependable variety of round headed cabbage. Heads are firm and of high quality. Plants vigorous, small, and compact, with erect leaves and short stems. Suitable for close planting, but must be fertilized heavily if planted close to produce size. Withstands cold weather. Especially suited for muck land production.

Pkt. 10c; oz. 35c;  $\frac{1}{4}$  lb. \$1.00; 1 lb. \$3.50  
5 to 25 lbs. \$3.40 per lb.

**MARION MARKET (Yellows Resistant).** (75 days.) This is a late maturing disease-resistant strain of Copenhagen Market, highly resistant to Yellows. Larger and coarser in growth than Copenhagen Market but makes somewhat heavier yields, with large, firm, solid heavy heads. Will produce a normal crop and heavy yield on Yellows infested soil where non-resistant varieties will fail.

Pkt. 10c; oz. 30c;  $\frac{1}{4}$  lb. 80c; 1 lb. \$2.75  
5 to 25 lbs. \$2.65 per lb.

**MIDSEASON MARKET.** (75 days.) The heads are of medium size, hard, globe-shaped on short stems. Leaves are dark green, thick and leathery, making this variety hardy and resistant to cold damage, and also making it a good shipper in bags, the heads not being bruised so readily as other varieties. Of crisp texture and good quality.

Pkt. 10c; oz. 30c;  $\frac{1}{4}$  lb. 80c; 1 lb. \$2.75  
5 to 25 lbs. \$2.65 per lb.



Golden Acre

**GOLDEN ACRE.** (64 days.) An extremely early, small to medium-sized round headed cabbage of the Copenhagen Market type, but considerably earlier than most stocks of Copenhagen Market. Our strain of this variety heads up very uniformly and is exceptionally well bred.

Pkt. 10c; oz. 30c;  $\frac{1}{4}$  lb. 85c; 1 lb. \$2.75  
5 to 25 lbs. \$2.65 per lb.

**COPENHAGEN MARKET (No. 86).** (68 days.) Our early strain of Copenhagen Market has become very popular in all the large cabbage producing sections of Florida. It is short-stemmed, compact with very solid, round, medium-sized heads, having few outer leaves, thus facilitating close planting, very uniform in shape, and matures practically all at the same time. This uniform maturity is desirable from a marketing standpoint.

Pkt. 10c; oz. 30c;  $\frac{1}{4}$  lb. 85c; 1 lb. \$2.75  
5 to 25 lbs. \$2.65 per lb.



Copenhagen Market. (No. 86)

**BADGER MARKET (Yellows Resistant).** (72 days.) This new yellows resistant cabbage



*Badger Market*

is showing much promise on Florida muck soils. On sandy soils it is inclined to be too small unless heavily fertilized. In season it is only a few days later than Early Copenhagen Market No. 86. It is extremely uniform as to type and time of maturity. It makes a uniform, small, compact, round head, of attractive dark blue-green color, very firm and hard, even on loose muck, with a short to medium core. It is very resistant to splitting, and can be left in the field for ten days to

two weeks after it is mature and still show no signs of splitting. It possesses excellent edible quality. This new variety is strongly recommended for Florida muck and the better sandy loam soils where it makes heads two and one-half to three pounds in weight, just the right size for northern markets.

**Pkt. 10c; oz. 40c; ¼ lb. \$1.15; 1 lb. \$4.50**  
5 to 25 lbs. \$4.40 per lb.



*Early Glory*

**EARLY GLORY.** (72 days.) A medium-early, round headed type. Somewhat similar to Copenhagen Market, but slightly later, larger, with a darker green color and a heavier yield. The heads are protected by large, thick, overlapping wrapper leaves, thus resisting cold damage. Heads are solid, of medium size, and of excellent shipping and market quality. An improved early maturing strain of the old Glory of Enkhuizen.

**Pkt. 10c; oz. 30c; ¼ lb. 85c; 1 lb. \$2.75**  
5 to 25 lbs. \$2.65 per lb.

**RED ACRE.** (72 days.) This variety fills a long felt need in being the only red cabbage that matures very early, only a few days later than Early Copenhagen Market. The plant is small, compact and makes good-sized round, hard, deep red colored heads. Very uniform as to type. Especially desirable for muck land production in Florida, but also does exceedingly well on fertile sandy loams.

**Pkt. 10c; oz. 35c; ¼ lb. \$1.00; 1 lb. \$3.50**  
5 to 25 lbs. \$3.40 per lb.

**STEIN'S FLAT DUTCH** (90 days.) This is an old standard, hardy, winter variety. It produces a very large-sized plant, spreading in growth, with few large, broad outer leaves. The head is of large size, flat, and very solid.

**Pkt. 10c; oz. 30c; ¼ lb. 85c; 1 lb. \$2.75**  
5 to 25 lbs. \$2.65 per lb.

**JERSEY WAKEFIELD.** (62 days.) Very early and resistant to cold weather. The small, medium-sized conical-shaped, pointed heads are very firm, of finest quality, and especially desirable for home use.

**Pkt. 10c; oz. 30c; ¼ lb. 85c; 1 lb. \$2.75**  
5 to 25 lbs. \$2.65 per lb.

**CHARLESTON WAKEFIELD.** (70 days.) The heads are larger and broader at the base, not quite so pointed and later in maturing than Jersey Wakefield. Of uniform size, very solid and of desirable market quality. Resistant to cold weather and premature seeding.

**Pkt. 10c; oz. 30c; ¼ lb. 85c; 1 lb. \$3.00**  
5 to 25 lbs. \$2.90 per lb.

**CHINESE CABBAGE**

*Also known as Celery Cabbage*

*Plant 1 pound per acre.*


*In the garden make two plantings at different times.*

*1 packet to 40 feet of row at each planting.*

**Culture.** This is a cool-weather plant and should not be grown for a late spring or summer crop, because it bolts to seed in hot weather. Seeds should be planted in 2½ to 3 foot rows where the crop is to mature, thinning out as the plants develop to stand 8 to 12 inches in the row. Chinese Cabbage makes excellent cole slaw.

**MICHIHLI.** (70 days.) From seed planting to edible stage. Sure header, maturing uniformly into long, slender, very firm, well blanched, crisp, tender, and sweet heads. It is slightly more vigorous and darker green than other strains, the heads are more uniform, and slower to bolt to seed. The heads become 19 to 20 inches tall, 3½ to 4 inches thick, tapered near the tip.

**Pkt. 10c; oz. 30c; ¼ lb. 85c; 1 lb. \$3.00**  
5 to 25 lbs. \$2.90 per lb.



*Michihli*

# CANTALOUPE

Plant 1 to 2 pounds per acre.

In the garden plant 1 packet to 50 feet row.

**Culture.** General cultural requirements, diseases and insects and their control, similar to those of cucumber. (See page 16.) Plant in hills 4 to 5 feet apart, 5 to 6 seeds to a hill. Thin out to two plants per hill when 4 inches high. Plant in 5 foot rows, thinning to 2 feet in the row. Apply 600 lbs. fertilizer 10 days before planting, side dress with 400 to 600 lbs. at vining. For earlier melons, use **Hotkaps**. (See page 75.) For insects and disease control (See page 54).

Prices quoted are postpaid.

Write for special prices on larger quantities.



No. 45

**NO. 45.** (80 days.) Attracting much favorable attention in Florida because of its high yielding, good shipping and holding quality. Vines moderately large and produce a very heavy crop. Highly resistant to powdery mildew, but not to downy mildew. Medium sized fruits (about 3½ lbs.) are short-oval, indistinct ribbing and well netted. Flesh thick, firm, sweet and of good quality, light orange color. Can be picked almost mature for local markets or distant shipping.

Pkt. 10c; oz. 25c; ¼ lb. 75c; 1 lb. \$2.50;  
5 to 25 lbs. \$2.40 per lb.

**SMITH'S PERFECT.** (90 days.) A strong, vigorous vine growth, withstanding wind and cold damage. Very resistant to downy mildew disease commonly called rust. Also resists aphids. Fruits average 4 lbs. Round in shape, slightly flattened at stem and blossom ends, free of ribbing, a tough rind; makes a good shipper and market melon. For market, it is best to harvest them a little on the green side just as they begin to turn yellow. The flesh is firm, very thick, with a small seed cavity, of attractive deep orange or salmon color, and has a delicious flavor.

Pkt. 10c; oz. 25c; ¼ lb. 75c; 1 lb. \$2.50;  
5 to 25 lbs. \$2.40 per lb.

**JUMBO HALE'S BEST.** (78 days.) A large fruited strain of Hale's Best, grown very extensively in Georgia and other southern states. Fruits are oval in shape, showing some trace of ribbing, with heavy coarse netting. Average about 4 to 5 lbs. Flesh thick, relatively small seed cavity, deep orange color.

Pkt. 10c; oz. 20c; ¼ lb. 60c; 1 lb. \$2.00;  
5 to 25 lbs. \$1.90 per lb.

**HALE'S BEST, No. 36.** (75 days.) An improved strain of Hale's Best, developed for uniformity in shape and complete netting. Fruits are round in shape, with very heavy, coarse netting, and average about three pounds. Flesh thick, small seed cavity, deep salmon color, very sweet, fine quality. Excellent shipper.

Pkt. 10c; oz. 20c; ¼ lb. 60c; 1 lb. \$2.00;  
5 to 25 lbs. \$1.90 per lb.

**GEORGIA 47.** (72 days.) This new downy mildew and powdery mildew resistant variety is very early, exceedingly prolific, with firm, thick flesh of golden orange color, very sweet. Fruits small, and have a tendency to produce an unattractive swelling at blossom end. For home gardens or local markets this variety is highly recommended.

Pkt. 10c; oz. 35c; ¼ lb. 75c; 1 lb. \$2.50  
5 to 25 lbs. \$2.40 per lb.

**RIO GOLD.** A new shipping type cantaloupe, with extreme resistance to both the downy and powdery mildew and to aphids. Comparable in size to Imperial 45, has a greenish-yellow rind with well raised net. Flesh is deep and a bright orange color. Of excellent flavor and sweetness. A very productive melon and valuable for its resistance.

Pkt. 10c; oz. 25c ¼ lb. 75c; 1 lb. \$2.50  
5 to 25 lbs. \$2.40

# CAULIFLOWER

Sow 6 ounces in seedbed to plant an acre.

In the garden sow one packet in seedbed for thirty plants.

**Culture.** Plant in seedbeds from Sept. to Dec. and cultivate the same as cabbage, spacing 3 to 4 feet between rows and 18 to 24 inches in row. Cauliflower needs rich soil and plenty of moisture. When head develops to the size of an apple, draw outer leaves over head and tie with soft cord to produce attractive, white, solid heads. Our cauliflower seed is grown in black rot free territory. The number of days after each variety indicates time to produce edible heads from setting out plants.

Prices quoted are postpaid.

Write for special prices on larger quantities.

**SUPER SNOWBALL.** (55 days.) An early maturing strain. Snowball type, in which curled formation of leaves over head protects it from sun and from freezing. Dwarf, compact plants are strong, vigorous. Heads are large, smooth, solid, pure white and very uniform; recommended as an early winter crop to mature in cold weather. Susceptible to "whiptail" and should be grown in alkaline soils with high pH to avoid trouble.

Pkt. 25c; ½ oz. \$1.00; oz. \$1.50; ¼ lb. \$4.00;  
1 lb. \$15.00

**EARLY SNOWBALL (Snowdrift).** (62 days.) Vigorous plants grow larger and taller than Snowball, are more compact and upright in growth with long leaves which protect head or curd in its early growth. Large, snow-white attractive heads are very deep. Heavy and firm. An ideal variety for early spring production in Florida. Free of leafy and ricey heads. Very resistant to "whiptail" disease.

Pkt. 25c; ½ oz. \$1.00; oz. \$1.50; ¼ lb. \$4.00;  
1 lb. \$15.00



Snowdrift



# CARROT

Plant 4 pounds of seed per acre. In the garden make three plantings at different times.

Plant 2 packets to 100 feet of row at each planting.

**Culture.** Sow in good, deeply worked, fine soil, enriched with 800 to 1200 pounds per acre of a good vegetable fertilizer, in drills 1½ to 2 feet apart, and cover seed ¼ to ½ inch deep. When 2 inches high, thin out 2 to 3 inches apart. Carrots can be planted in Florida from August to March.

Prices quoted are postpaid

Write for special prices on larger quantities.

**LONG IMPERATOR.** (77 days.) The roots average about 10 inches in length, with a shoulder diameter of 1¼ to 1¾ inches, smooth, uniformly tapered to a semi-blunt end, deep rich orange color, both exterior and interior with comparatively inconspicuous core. The flesh is of rich orange color, extending to the center of the root, with an indistinct core; fine grained, tender and of excellent quality. The tops are of medium size, but strong enough for good bunching. For shipping quality, attractiveness and popularity in the market. Long Imperator is superior to other long-rooted varieties.

Pkt. 10c; oz. 20c; ¼ lb. 60c; 1 lb. \$2.00  
5 to 25 lbs. \$1.90 per lb.

**RED CORE CHANTENAY.** (72 days.) The roots are tapered, less stump rooted, and slightly longer than the old Chantenay, averaging about 6 inches. The interior is solid orange-colored without the usual lemon color in the core. The flesh is very tender and sweet, which with the excellent outside color and shape combines to make this variety valuable for the market.

Pkt. 10c; oz. 20c; ¼ lb. 50c; 1 lb. \$1.75  
5 to 25 lbs. \$1.65 per lb.



Long Imperator

Developed to meet the need for a better market type.



Comparison of root characteristics of carrot varieties. From left to right: Imperator, Nantes (Coreless), Danvers Half Long, Red Core Chantenay.

**DANVERS HALF LONG.** (75 days.) Our stock of this variety is half stump or semi-pointed, from 6 to 7 inches in length. The shoulder at the crown is from 1½ to 1¾ inches thick, and tapers uniformly to a thickness of about ¾-inch just where the root begins to taper to the tip. The tops are a little larger than those of Chantenay, and the crown is flat without a depression. The roots are smooth and attractive in appearance.

Pkt. 10c; oz. 20c; ¼ lb. 50c; 1 lb. \$1.75  
5 to 25 lbs. \$1.65 per lb.

**NANTES.** (70 days.) Cylindrical, roots about 5½ to 6½ inches long and 1 to 1½ inches thick, very stump rooted with a small rat tail. The color is clear orange-red and the core is rather undefined, being of the same color as the flesh so that it is called "Coreless." The tops are small and short, but heavier than ordinary stocks of Nantes, and the root is very fine-grained, tender, delicate, sweet and of highest edible quality. An excellent high quality variety for the home garden and local market.

Pkt. 10c; oz. 20c; ¼ lb. 50c; 1 lb. \$1.75  
5 to 25 lbs. \$1.65 per lb.

**LONG ORANGE.** (86 days.) Our stock is the true thick-shouldered strain of Long Orange, 1¾ to 2 inches thick at the shoulders. 10 to 12 inches long, and tapering in a straight line to the tip. The tops are rather large. Grown in sections of Florida where a smooth, reddish-colored, long-rooted carrot is desired.

Pkt. 10c; oz. 20c; ¼ lb. 50c; 1 lb. \$1.75  
5 to 25 lbs. \$1.65 per lb.

# CELERY

Sow ½ pound in seedbed to plant an acre.

For the garden sow 1 packet in a well protected seedbed for 150 plants to set 50 feet of row.

Prices quoted on celery seed are postpaid. Write for special prices on larger quantities.

**Culture of Celery.** First sowings in Florida are made the latter part of June and continue to December. The main sowings for a winter crop are usually made in July or early August, and for the spring crop, grown principally on muck, they are usually made in October and early November. Celery is always started in protected seedbeds. The soil must be put in perfectly fine condition and made into beds 4 to 6 or more inches high, to prevent overflow in case of heavy rains. Sow the seed broadcast or in rows 6 inches apart, using 1 pound of seed to 125-150 yards of bed 3 feet wide. The seed should be barely covered with soil.

We recommend use of burlap or white muslin as a cover over the seedbed stretching it on a tent-shaped or slanting frame built with the sides about 12 inches from the ground to provide ample circulation of air. This cover will serve as shade and break the force of heavy rains. After the seed is sown, sprinkle with a very fine spray in order to keep the soil cool and moist, which will increase the germination of the seed during the hot summer months. With surface irrigation, water should be circulated continuously around the beds.

When plants in seedbed are 6 inches high, transplant to the field in double rows 3 to 3½ feet apart, with 7 inches between the double rows, and set the plants 4 to 5 inches apart in the row. The plants may be set in single rows 3 feet apart, allowing 4 to 5 inches between plants in the row. The Pascal varieties should always be planted at least 6 inches in the row. To grow fine celery, a large supply of moisture and fertilizer is essential from the time the seed is sown in the seedbeds until the crop is ready for harvest.

For the control of insects and diseases of celery see page 53. For the control of pink rot of celery use Granular Aero Cyanamid.

Good control of black heart in celery has been obtained by spraying weekly with 10 lbs. Calcium Nitrate dissolved in 100 gal. water per acre.

The number of days in parentheses after each variety indicates the relative number of days to marketable stage or harvest from setting out plants. It usually requires about seven or eight weeks to grow plants large enough to be set in the field.



Summer Pascal



Florida Green Pascal

**FLORIDA GREEN PASCAL.** (125 days.) A very vigorous, compact-growing variety, with broad, semi-round, medium-long, thick, very meaty, smooth, attractive ribs. The ribs or petioles will average from 7½ to 8 inches to the first joint and plants will range from 20 to 23 inches overall. The ribs or stalks are of ideal edible quality, being tender, brittle, stringless and crisp.

This stock is not subject to premature seeding, and can be grown at any time during the fall, winter or spring in Florida. It is important not to cut this variety too soon, as it requires 2 to 3 weeks more time in the field than varieties of the Golden type, but will out-yield the Golden type. The yield and quality are materially cut down if harvested too soon. Set plants of this variety at least 6 to 7 inches apart in the row for large sizes and heavy yields. The seeds of Green Pascal are larger than Golden type celery, and therefore 25 to 50% more seed by weight is required to get the same stand.

Pkt. 15c; ½ oz. 40c; 1 oz. 75c; ¼ lb. \$2.50; 1 lb. \$9.00

**FLORIDA GOLDEN NO. 15.** (115 days.) One of the best varieties for a mid-winter crop in Florida, because it withstands cold weather better than most varieties of the Special or Golden Plume type. Selected for uniformly long, thick, round ribs, large full hearts of rich golden yellow color, and for heavy yields of good sizes. The ribs average eight to ten inches in the first joint, rounded and exceptionally thick. The plants range from 21 to 24 inches over all, making an attractive pack. It is intermediate between the Old Golden and Special or Golden Plume types, possessing the desirable characteristics of both types. Recommended especially for a Florida mid-winter crop.

Pkt. 15c; ½ oz. 35c; 1 oz. 65c; ¼ lb. \$2.25; 1 lb. \$8.75

**SUMMER PASCAL** (Waltham Strain). (115 days.) This is an early maturing Green Pascal variety. A rapidly growing type of celery with long, upright compact ribs or petioles, making a very attractive appearing celery for the markets. The ribs are thick and semi-rounded, but not quite as smooth as our strain of Florida Green, Pascal, although the Waltham strain will mature about a week earlier, and makes a high yield of large sizes. This strain must be cut promptly when ready or it will tend to go down in the field after maturity.

Pkt. 15c; ½ oz. 40c; 1 oz. 75c; ¼ lb. \$2.50; 1 lb. \$9.00

# COLLARD

Sow ½ pound in seedbed to plant an acre, or plant 2 pounds per acre in field.


For the garden make two sowings at different times. Sow one packet in seedbed for 35 plants for each planting to get 50 feet of row.

**Culture.** Collard is an old standby for winter greens all over the South. May be started in seedbeds or direct in the field, in rows 2½ to 3 feet apart, with plants 14 to 18 inches apart in the row. Use about 1200 pounds of fertilizer per acre before setting plants. Collard can be grown every month of the year in Florida, but it grows best and produces the highest edible quality during cool weather. This vegetable should be included in every Florida family garden, as it is very hardy, easy to grow and will furnish an abundance of greens, high in health-producing vitamins.

The number of days in parentheses after each variety indicates the time from setting out plants to harvest. It requires about a month in the seedbed to get plants from seed sowing to transplanting stage.

*Prices quoted are postpaid*

*Write for special prices on larger quantities.*



**Georgia 912**

**GEORGIA 912.** (50 days.) A non heading type of the cabbage family, very extensively grown for greens in home and commercial gardens in Florida. This is a distinct strain of Georgia type collard, developed at the Associated Seed Growers' Southeastern Breeding Station at Bradenton, Fla. through inbreeding and progeny testing. Compared to the standard Georgia type it is slower to bolt or to seed; has more compact plant habit, with shorter petioles and broader leaf blades, and has more savoyed leaves. Very uniform plant type and a heavy yielder.

Because of the more compact plant habit, broader and more savoyed leaves, good uniformity of stock, cold hardiness and long standing habit, Georgia 912 should find a place for commercial shipping and processing, as well as for general use in collard growing areas.

**Pkt. 10c; oz. 15c; ¼ lb. 40c; 1 lb. \$1.20**  
5 to 25 lbs. \$1.10 per lb.

**GEORGIA OR SOUTHERN.** (50 days.) Plant grows from two to three feet tall, is erect and spreading, with many large, undulated leaves on a white stem. Withstands cold as well as heat, and adverse soil conditions. A high yielding hardy type, of excellent quality when cooked. This is the old standard variety for Florida and the South.

**Pkt. 10c; oz. 15c; ¼ lb. 35c; 1 lb. \$1.00**  
5 to 25 lbs. 90c; per lb.



**Vates**

**VATES.** (55 days.) A very large, vigorous, rather low growing plant, not subject to wind damage, with very large, broad, heavy, thick leaf blades, the leaf blade developing from the base of the short stem or petiole.

The leaves are smooth with an attractive deep, dark green color, the stems and leaves never turning yellow or purplish even in the coldest weather or on poor soils. It retains this deep green color in shipment and on the markets. A heavy yielder, slow to bolt to seed in cold or hot weather. Uniform as to plant type.

**Pkt. 10c; oz. 15c; ¼ lb. 45c; 1 lb. \$1.30**  
5 to 25 lbs. \$1.20 per lb.

## ASGROW VIGORPAK SEED

*Seed of superior vigor • Scientifically pre-conditioned*  
• Packed in airtight cans

For many years the ASGROW RESEARCH DEPARTMENT has studied the factors affecting the life of vegetable seed. It was found that, within limits, the drier the seed the longer it will keep its vitality. The higher the moisture content of the seed and of the surrounding atmosphere, the more rapidly will the seed lose its capacity to germinate and grow into healthy plants. From these studies ASGROW has perfected a way to process and package seeds so that they will keep their initial vitality for years under almost any storage conditions, short of killing temperatures.

The practical application of these investigations is in ASGROW VIGORPAK SEED. The internal moisture of the seed is brought to a safe level for that particular kind of seed, as determined by the ASGROW RESEARCH DEPARTMENT. Then, after treatment with an adequate seed protectant, the seeds are packed in moisture-proof cans and hermetically sealed. So long as it is in the unopened can, ASGROW VIGORPAK SEED is protected not only from the adverse effects of high humidity but also from damage by insects and vermin and from loss by spilling or mixing. With these hazards eliminated, seed can safely be carried over to the following season, provided the can has not been opened.

### YOUR INSURANCE AGAINST

*Loss in germination and vigor • Loss from pests • Waste from mixture*



A field of Marketer (Early Green Market)

## CUCUMBER

In the garden plant 1 packet to 50 feet of row.

Plant 2 pounds per acre.

**Culture.** Rich, moist, sandy loam soil is the best for growing cucumbers. The soil should be well fertilized with a good vegetable fertilizer applied at the rate of 1200 lbs. per acre a week or ten days before planting; 600 to 1000 lbs. is generally used as a side-dresser just before the plants start to run. Fall plantings are made in late August and in September. Spring planting in Florida begins early in January and continues through February. Plant in rows 5 to 6 feet apart, 6 inches apart in the row, and thin to 1 or 2 feet between every two plants in the row. Sometimes it is difficult to get a stand early if the ground is wet and cold, as the seed will rot before it germinates. Therefore seed should be treated. (See page 52).

If young plants are very badly damaged with frost or cold, it is best to plant over. When young plants are stunted they never make a normal crop and usually not much earlier than if they were planted over. A row of oats planted between every two rows of cucumbers makes a good windbreak.

It is very necessary to have hives of bees in or near cucumber fields to insure pollination and a good set of fruits. The bees should not be placed in the field until the cucumbers begin to blossom, in order to provide food for the bees so they will remain in the cucumber fields. Without proper pollination the cucumbers are deformed, and a large percentage of bottlenecks and nubbins are produced.

For the control of insects and diseases of cucumbers (see page 54.) To control angular leaf spot treat seed with a mercuric chloride. (See page 52.) The best con-

trol for downy mildew, sometimes called "rust," is Nabam spray or Zineb Dust. (See page 54.) The most effective and safest control for aphids and some other cucumber insects is Lindane spray or Kilgam dust. (See page 54.)

For an earlier cucumber crop and protection against beetles, use **Hotkaps**. (See page 75).

For dill to make cucumber pickles see Page 20.

The number of days after each variety represents the time from seed planting to first picking under average spring or fall conditions in Florida.


*Prices quoted are postpaid*

*Write for special prices on larger quantities.*

**MARKETER (Early Green Market).** (60 days.) The leading variety for yield and quality. Holds its dark green color much better than most varieties, when grown in late spring or early fall. It averages about 8 inches in length, and is especially desired by the eastern and southern markets where a medium size cucumber is preferred. The fruits are exceptionally uniform in size, shape and color, with practically no jumbos or oversize even when not harvested for several days. It seems to stand heat of late spring better than other varieties. Exceedingly prolific, throwing an exceptionally large number of female blossoms per plant. It will average over 90 per cent fancies. Buyers pay a premium for this cucumber, when other varieties go begging at lower prices.

**Pkt. 10c; oz. 25c; ¼ lb. 65c; 1 lb. \$2.25**

**5 to 25 lbs. \$2.15 per lb.**



Ashley

**ASHLEY.** (55 days.) A new downy mildew resistant cucumber developed at Clemson Truck Experiment Station, South Carolina. Vigorous vines and a heavy producer. Fruit dark green color, about 8" long, tapering at the stem end. This new cucumber looks promising and should be given a trial by growers.

Pkt. 10c; oz. 25c; ¼ lb. 75c; 1 lb. \$2.50  
5 to 25 lbs. \$2.40 per lb.

**STONO** (60 days.) A downy-mildew resistant variety of Marketer type from the Clemson Station, Charleston, S.C., resembling Ashley, though not so early. Fruits a little larger and somewhat lighter in color. Vines more vigorous and higher yielding.

Pkt. 10c; oz. 30c; ¼ lb. 85c; 1 lb. \$2.75  
5 to 25 lbs. \$2.65 per lb.



Puerto Rico No. 39

**PUERTO RICO NO. 39 (Special Long Strain).** (50 days.) This variety is highly resistant to downy mildew or blight. Will hold up under adverse weather conditions, when other varieties go down with mildew disease, making it especially valuable as a home garden variety and market cucumber. Although highly resistant to downy mildew it is not immune, and should be sprayed or dusted regularly with a good fungicide. The vines are rather compact in growth, hardy and very productive. As originally introduced the fruits of this variety were rather short, but we have selected for long fruits until with our special strain the fruits will average about 7½ inches in length with dark green color.

Pkt. 10c; oz. 25c; ¼ lb. 65c; 1 lb. \$2.25  
5 to 25 lbs. \$2.15 per lb.

**PALOMAR.** (55 days.) A downy mildew resistant cucumber developed by crossing Palmetto and Marketer. Vines are heavy and vigorous. Extra early and a heavy yielder. Fruit about 8½" long, dark green color. Some fruits are slightly curved.

Pkt. 10c; oz. 30c; ¼ lb. 85c; 1 lb. \$3.00  
5 to 25 lbs. \$2.90 per lb.



Stays Green (Pickling Type)

**STAYS GREEN (Pickling Type).** (40 days.) This variety should be grown only for pickles, not for slicing or as a fresh market cucumber. It is very early and exceedingly productive of short, dark green, warty cucumbers most desirable for dill pickles.

Pkt. 10c., oz. 20c; ¼ lb. 50c; 1 lb. \$1.75  
5 to 25 lbs. \$1.65 per lb.

**STRAIGHT-8** (47 days.) This plant is vigorous in growth and very prolific. Fruits cylindrical, blunt at both ends. Exterior medium green. Recommended for late fall planting in Florida.

Pkt. 10c; oz. 25c; ¼ lb. 65c; 1 lb. \$2.25  
5 to 25 lbs. \$2.15 per lb.

**PALMETTO.** (60 days.) Developed by Dr. W. C. Barnes of the Clemson College Truck Experiment Station, Charleston, S. C., from a cross of Puerto Rico 40 and Cubit in order to develop a good market type possessing the downy mildew resistance of the Puerto Rico 40. This variety produces vigorous vine growth, and is highly resistant to downy mildew, the most serious cucumber disease of the South. Palmetto will survive and produce a good crop, when other varieties may go down with mildew under cool, wet weather conditions.

Pkt. 10c; oz. 25c; ¼ lb. 75c; 1 lb. \$2.50  
2 to 25 lbs. \$2.40 per lb.



Palmetto


# SWEET CORN

(For Field and Roasting Ear Corn, See Pages 38 and 39)

10 pounds seed required per acre. In the garden make two plantings. Plant ¼ lb. to 200 feet or row at each planting.

Our Hybrid Sweet Corn seed is now graded and sized for better, more accurate stands and more uniform maturity.

**Culture.** Rows should be 2½ to 3 feet apart with the plants 10 to 18 inches depending on type and season. Sweet corn requires much more fertilizer than field corn. Use about 1000 lbs. per acre of a good commercial fertilizer mixture high in potash. It is claimed that potash helps the tips of the ears to fill better and improves the edible quality of sweet corn. When corn is about knee high apply 200 lbs. per acre of sodium nitrate or its equivalent. This fertilizer practice will greatly increase the yield. Early plantings are made in Florida from January 1st until March. Ship in special corn crates, five to six dozen ears per crate. For control of corn ear worms and leaf blight see page 54.



Calumet

**CALUMET.** (76 days.) This hybrid variety has received the high ratings for yield, uniformity and attractive appearance, and appears to have some resistance to ear worms. The plant is 6½ to 7 feet, slightly taller than Ioana, is relatively resistant to drouth, and almost suckerless, with large dark green leaves. The ears are long, averaging about 8 inches, cylindrical, well filled to the tips and with tight husks of good length. Kernels are light yellow, medium wide, very deep, usually in 12 to 14 rows. Very uniform in maturing and a high yielder. Makes a very attractive pack of from 5 to 6 dozen per crate usually 5 to 5½ dozen. One of the finest of the many hybrids recently introduced.

¼ lb. 25c; 1 lb. 80c; 2 lbs. \$1.35, postpaid

Not prepaid, 10 lbs. \$4.85; 25 lbs. \$11.60; 100 lbs. \$45.50

**GOLDEN CROSS BANTAM.** (73 days.) Golden Cross Bantam is a hybrid sweet corn that has done well as a high quality, yellow-kerneled, early variety in Florida. The small, short stalk (5½ to 6 feet) is very sturdy and vigorous, suckers quite badly. Ears 6 to 7 inches long, 10 to 14 rows. Kernels are attractive, yellow in color. Uniform, higher yielding. Recommended for home use, local markets and for shipping to select markets.

¼ lb. 25c; 1 lb. 80c; 2 lbs. \$1.35, postpaid

Not prepaid, 10 lbs. \$4.00; 25 lbs. \$9.50; 100 lbs. \$37.00



Sixtypak

**SIXTYPAK** (74 days.) This new hybrid developed by Associated Seed Growers Inc., has been thoroughly tested with other leading varieties of hybrid sweet corns in all important corn growing sections of Florida. In every test the "Sixtypak" produced a higher yield than any other variety, and showed a marked resistance to Helminthosporium Leaf Blights.

The plants are very uniform, about six and one-half feet tall with heavy dark green foliage, a high percentage of them producing two fancy ears per stalk. The ears are very attractive, 7½ to 8 inches long, well filled to the tip, with an average of 14 rows of golden yellow kernels. The husk is dark green, making a very attractive five dozen pack.

Sixtypak is one of the most promising hybrid sweet corns introduced for Florida.

¼ lb. 25c; 1 lb. 80c; 2 lbs. \$1.45, postpaid

Not prepaid, 10 lbs. \$5.20; 25 lbs. \$12.50; 100 lbs. \$49.00

**IOANA.** (74 days.) A very productive, yellow-kerneled, hybrid. Vigorous plants are highly resistant to drouth. Medium tall, 6 feet, sturdy, with large, broad and numerous dark green leaves. Ears 7½ to 8 inches long, 12 to 14 rowed, well-filled with medium wide, attractive light yellow kernels of fine quality and flavor, making it highly resistant to worms. Husks retain green color for a long time, making for fresh, attractive market appearance.

¼ lb. 25c; 1 lb. 80c; 2 lbs. \$1.35, postpaid

Not prepaid, 10 lbs. \$4.10; 25 lbs. \$9.75; 100 lbs. \$38.00



Ioana

# EGGPLANT

Sow  $\frac{1}{4}$  pound in seedbed to plant an acre.

For the garden sow one packet in seedbed for 17 plants to set 50 feet of row.

**Culture.** For a spring crop, plant seed in November, December, and January; for fall crop, plant in June, July, and August, in muslin or burlap-covered seedbeds. Set in rows 4 to 5 feet apart and  $2\frac{1}{2}$  to 3 feet between the plants. Eggplant being a long season crop requires several fertilizer applications. Best results are obtained by applying half or more of a complete fertilizer at planting time and the remainder when the crop is one-third to one-half grown. The initial application should be made in two bands each located 2 or 3 inches below and 3 inches to the side of the plant row. Subsequent application should be drilled close to the plant row.

Top-dressing applications of nitrogen or a combination of nitrogen and potash throughout the season is necessary to hold up size and color of fruit. For the control of insects and diseases of eggplant see page 54.

The number of days in parentheses after each variety indicates the time to first marketable fruits, from setting out plants in the field or garden. It usually requires six to eight weeks to produce plants for field setting.

*Prices quoted are postpaid*

*Write for special prices on larger quantities.*

**FORT MYERS MARKET.** (83 days.) We introduced this variety, which is today one of the leading varieties grown in the South. Our breeding department has made special selections to improve the variety for uniformity in type of plant, size, shape and color of fruit. Produces immense yields of uniform, large-sized fancy fruits over a long period. The plants are of the high-bush type, with very tall, vigorous growth. The fruits are slightly elongated, cylindrical in shape, and they possess the intense deep black color so much in demand among buyers and in the markets.

**Pkt. 10c; oz. 65c;  $\frac{1}{4}$  lb. \$2.15; 1 lb. \$7.50**  
5 to 25 lbs. \$7.40



*Florida Market (Cook's Strain)*

**FLORIDA MARKET (Cook's Strain).** (75 days.) Resistant to tip over, leaf blight and fruit rot, all diseases caused by phomopsis fungus which have become so severe in the state as to make eggplant production unprofitable in some sections. It makes a very vigorous growing, sturdy bush, holding the fruits well off the ground. It is extremely early and a heavy yielder, bearing over a long season. This makes it a very desirable variety for south Florida where it can be planted in early fall for production throughout the winter and spring months. The attractive fruits are cylindrical in shape and develop to a large size. They are of an attractive, dark color. After several years of selection on the original Florida Market variety, we have in this **Cook's strain** a great improvement in color, shape and uniformity.

**Pkt. 10c; oz. 75c;  $\frac{1}{4}$  lb. \$2.25; 1 lb. \$8.00**  
5 to 25 lbs. \$7.90 per lb.



*A field of Fort Myers Market Eggplant at harvest time.*

# ENDIVE



*Improved Florida Deep Heart*

Sow  $\frac{1}{2}$  to 1 pound in seedbed to plant an acre, or 1 to  $1\frac{1}{2}$  pounds per acre in the field.

For the garden sow one packet in seedbed for 50 plants to set 40 feet of row, or plant one packet to 40 feet of row.

**Culture.** Plant from August to February in seedbeds or in the fields or garden the same as lettuce. Set in rows  $1\frac{1}{2}$  to 2 feet apart and 9 inches apart in the row. Soil and fertilizer requirements are the same as for lettuce. (See page 21).

The number of days indicated after each variety is the number of days from seed planting in the field or garden to edible or harvest stage. For insect control (see page 54.)

*Prices quoted are postpaid  
Write for special prices on larger quantities.*

**ESCAROLLE—IMPROVED FLORIDA DEEP HEART.** (90 days.) One of the best and most prolific types to grow commercially. In great demand on northern markets, and well adapted to Florida soil and climatic conditions. The leaves are large, broad, thick, slightly crumpled, of medium green color, with thick, nearly white midribs. Our improved stock of this variety is of the Full-Heart type, developing an upright growth, producing a very heavy, thick matted plant with large, deep, well balanced creamy white hearts.

**Pkt. 10c; oz. 20c;  $\frac{1}{4}$  lb. 50c; 1 lb. \$1.75  
5 to 25 lbs. \$1.65 per lb.**

**RUFFEC GREEN CURLED.** (Green Ribbed). (95 days.) Sometimes called "Chicory." A hardy vigorous sort, with deep green, curled, finely cut leaves, giving a mossy appearance. The midrib is thick, broad, green, tender and fleshy. A dense mass of deeply divided leaves forms the head which blanches readily to a beautiful creamy white.

**Pkt. 10c; oz. 20c;  $\frac{1}{4}$  lb. 50c; 1 lb. \$1.75  
5 to 25 lbs. \$1.65 per lb.**

# DILL

*A packet will sow 10 ft. of row; an ounce 50 ft. of row.*

*Plant from November thru December*

**LONG ISLAND MAMMOTH.** (65 days.) Partially matured seed clusters and flowerheads are useful for flavoring dill pickles. A tall growing plant, 2 to  $2\frac{1}{2}$  feet high, vigorous, with very finely divided leaves. Seed clusters are borne in umbels or clusters, have a strong aromatic odor, and mildly pungent flavor.

**Pkt. 10c; oz. 35c;  $\frac{1}{4}$  lb. \$1.00; 1 lb. \$3.50**

# GARLIC

*Plant 1 pound to 30 feet of row.*

Garlic sets come in the form of bulbs which are divided into so-called sets or cloves, which are planted the same as onion sets, from August to November, in rows 15 to 20 inches apart, setting the cloves 3 to 4 inches apart in the row, being sure not to cover the tips of the cloves. Garlic is a southern crop and does well in Florida.

**$\frac{1}{2}$  lb. 45c; 1 lb. 85c; 5 to 25 lbs. 75c per lb., postpaid**

# KALE

*Plant 1 ounce to 100 feet of row, or 1 packet to 25 feet of row.*

**Culture.** Kale is grown for greens. Plant in Florida from August to April, in rows  $2\frac{1}{2}$  feet apart, and for large plants thin from 20 to 30 inches apart in the row. The plants are extremely hardy, withstanding cold and heat.

**DWARF BLUE SCOTCH.** (70 days from seed sowing to edible stage.) This is the most desirable hardy variety for Florida and for the market. It forms a handsome, dwarf, spreading plant with many long, heavy, finely curled, attractive, blue-green, plume-like leaves. Our stock is exceptionally well-bred, uniform and very attractive. This vegetable ranks high in vitamin content.

**Pkt. 10c; oz. 20c;  $\frac{1}{4}$  lb. 50c; 1 lb. \$1.75  
5 to 25 lbs. \$1.65 per lb.**

# KOHLRABI

*For the garden make short row plantings at different times.*

*Plant 1 packet to 25 feet of row.*

**Culture.** Grow in row  $1\frac{1}{2}$  to 2 feet apart, thinning from 6 to 8 inches apart in the rows. Planting every ten days will give a succession of tender, fleshy bulbs until hot weather. Start fall planting September, and successive plantings can be made until early spring.

**WHITE VIENNA.** (50 days from seed sowing to edible stage.) The fleshy stems, or so-called bulbs, are formed above ground and are very light green, tender and delicate, and of best quality if used when about 2 to 3 inches in diameter, before fully grown.

**Pkt. 10c; oz. 20c;  $\frac{1}{4}$  lb. 60c; 1 lb. \$2.00  
5 to 25 lbs. \$1.90 per lb.**

# LEEK

*Sow  $1\frac{1}{2}$  lbs. in seedbed to plant an acre, or plant 3 lbs. per acre in the field.*

*For the garden sow 1 pkt. in seedbed for 120 plants to set 50 feet of row, or plant 1 pkt. to 50 feet of row.*

**Culture.** Leek seed may be planted any time during the fall or winter directly in the field, or preferably in seedbeds, in good rich soil. When plants in seedbeds are six to eight inches high, transplant to rows 18 inches apart, and 5 to 6 inches apart in the row, or thin out to this spacing in the field.

**LARGE AMERICAN FLAG.** (140 days from seed planting in field or garden to full edible stage.) The heaviest yielding and the best variety for Florida growing conditions. It makes larger and thicker, more fleshy stems averaging eight to ten inches long and  $1\frac{1}{2}$  inches thick.

**Pkt. 10c;  $\frac{1}{2}$  oz. 25c; oz. 45c;  $\frac{1}{4}$  lb. \$1.40; 1 lb. \$5.00  
5 to 25 lbs. \$4.90 per lb.**



# LETTUCE

Sow  $\frac{1}{2}$  to 1 pound in seedbed to plant an acre, or plant 2 to 3 pounds per acre in field. For the garden make two plantings at different times. Sow 1 packet in seedbed for 60 to 80 plants to set 50 to 75 ft. of row at each planting.

**Culture.** First sowings are made in Florida the beginning of September and continued until March. Low, damp soil is best suited for this crop. Lettuce must be grown rapidly in order to give it size, tenderness, crispness and high edible quality. Therefore, the land must be highly fertilized and moist. Broadcast the seed on good moist seedbeds that have been thoroughly prepared, or sow in rows six inches apart and use a light roller to press seed into soil. Seedbeds should be kept thoroughly moist at all times after the seed is planted. In hot weather germination may be hastened and improved by placing lettuce seed in moist cloth in the ice box for several days before sowing. In level culture, lettuce plants are usually set 15 by 15 inches in the field, or in rows  $1\frac{1}{2}$  to 2 feet apart, and 10 to 15 inches in the row, or in double rows 16 inches apart, with  $3\frac{1}{2}$  to 4 feet from center to center of double rows, and 14 inches in the rows. Plants should be watered as set in field. For insect control see page 54.

Rusting of head lettuce and Romaine is usually due to boron deficiency. To prevent or stop this trouble, it is recommended to spray with 1 lb. borax to 50 gallons of water applied at the rate of not more than a total of 4 pounds borax per acre in two applications. Too much borax is toxic.

The number of days in parentheses after each variety represents the time required to develop marketable heads from the planting of seed.

*Prices quoted are postpaid.*

*Write for special prices on larger quantities*

**EIFFEL TOWER COS.** (73 days.) Tall, vigorous and makes large heads with correspondingly heavy yields. It can be left in the fields for 10 days to two weeks after it is ready to harvest without danger of bolting to seed. It forms firm, solid heads with the leaves well capped over the top, and is very uniform.


**Pkt. 10c; oz. 25c;  $\frac{1}{4}$  lb. 65c; 1 lb. \$2.25**  
5 to 25 lbs. \$2.15 per lb.

**PARRIS ISLAND COS.** (68 days.) Resistant to lettuce mosaic, and highly resistant to premature seeding. Similar to Dark Green Cos, but a shade lighter green, with the leaves of somewhat heavier texture. Of value wherever mosaic is a limiting factor. Uniform and attractive.

**Pkt. 10c; oz. 25c;  $\frac{1}{4}$  lb. 85c; 1 lb. \$2.75**  
5 to 25 lbs. \$2.65 per lb.



*Bibb*



*Great Lakes 118*

**GREAT LAKES 118.** (83 days.) This strain 118 has been developed for uniformity of size and type, and is the very best strain for Florida. The plants are large, vigorous and have a distinctive, deep grassy-green, attractive appearance. The heads are relatively large, compact, firm and solid, with abundant wrapper leaves which cover the heads, protecting them from cold and heat injury. Great Lakes 118 will stand high temperatures, is much less subject to bottom rot, tip burn and slime rot, and does not bolt so readily as other varieties of this type. It offers a possibility of prolonging the Florida lettuce growing season in late spring, and in early fall.

**Pkt. 10c; oz. 35c;  $\frac{1}{4}$  lb. \$1.10; 1 lb. \$3.75**  
5 to 25 lbs. \$3.65 per lb.

**WHITE BOSTON (Ocoee Strain).** (75 days.) This strain has been selected under Florida conditions for the development of a large framed lettuce similar to Big Boston. Produces large heads and heavy yields.

**Pkt. 10c; oz. 20c;  $\frac{1}{4}$  lb. 60c; 1 lb. \$2.00**  
5 to 25 lbs. \$1.90 per lb.

**BIG BOSTON.** (75 days.) The heads are of cabbage or butterhead type, large sized. The outer leaves are broad, almost smooth, but wavy at the edge, medium light green with a tinge of brown on outer leaf margins.

**Pkt. 10c; oz. 20c;  $\frac{1}{4}$  lb. 60c; 1 lb. \$2.00**  
5 to 25 lbs. \$1.90 per lb.

**MIGNONETTE.** (67 days.) Of excellent table quality, used mostly for home gardens. Plants small, compact. Heads small, round, firm, with well blanched heart. Leaves crumpled, reddish brown with dark green tinge. Bolts quickly.

**Pkt. 10c; oz. 35c;  $\frac{1}{4}$  lb. \$1.00; 1 lb. \$3.50**  
5 to 25 lbs. \$3.40 per lb.

**BIBB.** (54 days.) A distinctive variety of high table quality, used for commercial production, and also suitable for home garden. Plants form a small rosette head; very early maturing and rather quick to bolt. Leaves thick, tender, quite smooth; deep green outside, blanched to creamy yellow within.

**Pkt. 10c; oz. 25c;  $\frac{1}{4}$  lb. 65c; 1 lb. \$2.25**  
5 to 25 lbs. \$2.15 per lb.

**SIMPSON, BLACK-SEEDED.** (46 days.) The best large, very early, nonheading or leaf variety. The leaves are broad, much blistered and crumpled, and excessively frilled on the borders, light yellowish-green in color, very tender, of fine delicate texture, and of excellent quality.

**Pkt. 10c; oz. 20c;  $\frac{1}{4}$  lb. 60c; 1 lb. \$2.00**  
5 to 25 lbs. \$1.90 per lb.

# M U S T A R D

*Plant 4 pounds of seed per acre.*

*In the garden make two plantings at different times.*

*1 packet to 40 feet of row at each planting.*

**Culture.** General cultural directions similar to those for cabbage (see page 10), but is always planted direct in the field or garden. Mustard is one of the quickest growing greens. Sow seed August to March in good rich garden soil in rows 24 inches apart and thin from 8 to 10 inches in the row. Heavy fertilization with a fertilizer mixture high in nitrogen or ammonia, and moist soil are conducive for quick growth, high yield and good edible quality. Does best when grown in cool weather of late fall, winter and early spring.

The number of days after each variety indicates the time from seed to harvest.

*Prices quoted are postpaid.*

*Write for special prices on larger quantities*




*Florida Broad Leaf*

**FLORIDA BROAD LEAF.** (40 days.) Plants tall and upright, with large, thick, smooth, round to oval, medium green leaves, 8 to 10 inches long and 8 inches wide. The leaves have a large, distinct, flattened, whitish stem and midrib. It produces more leaf growth than other varieties. Plants stand a long time without bolting to seed, and do well in hot weather. Of excellent edible quality, the flavor being very mild. Fine for greens and salads.

**Pkt. 10c; oz. 15c; ¼ lb. 35c; 1 lb. \$1.00**  
5 to 25 lbs. 90c per lb.

**CHINESE BROAD LEAF.** (40 days.) A hardy and vigorous grower, producing large, broad, elongated or oblong leaves (9 to 10 inches long and 6 inches wide) which are slightly crumpled and of medium dark green color. The leaves have a small, rounded midrib and differ in this respect as well as in shape of leaf from the Florida Broad Leaf. Tender and of excellent quality, with mildly pungent flavor, when boiled for greens.

**Pkt. 10c; oz. 15c; ¼ lb. 35c; 1 lb. \$1.00**  
5 to 25 lbs. 90c per lb.



*Fordhook Fancy*

**FORDHOOK FANCY.** (42 days.) A vigorous, upright grower, producing large, bright green, very deeply fringed leaves, attractive in appearance. A very heavy yielder. The plants stand relatively long without bolting to seed. Of good edible quality, crisp and tender in texture, and mild in flavor. Our stock of this variety is uniformly true to type.

**Pkt. 10c; oz. 15c; ¼ lb. 35c; 1 lb. \$1.00**  
5 to 25 lbs. 90c per lb.

**TENDERGREEN (MUSTARD SPINACH).** (35 days.) Although not a true mustard, it is like a quick growing mild mustard, with a spinach flavor, and remains tender even in dry, hot weather. An all-season plant, it withstands heat and may be grown throughout the spring and summer. The smooth, oblong leaves are dark green in color, with small white midribs. Relatively slow to bolt to seed.

**Pkt. 10c; oz. 15c; ¼ lb. 35c; 1 lb. \$1.00**  
5 to 25 lbs. 90c per lb.



*Chinese Broad Leaf*

# OKRA

Plant 8 pounds per acre.

In the garden plant 1 ounce to 75 feet of row.

Okra does wonderfully well all over Florida where the young seed pods are used in different ways and are highly, esteemed. In addition to being served alone, pods are used in soups and stews to which they give body. It is a healthful vegetable, and should be planted in every Florida garden. We have done a great deal of work on our seed stocks of this valuable Florida vegetable.

Each year, we make special selections for stock seed from only the best, earliest maturing plants. Our seed growing fields are carefully rogued so as to eliminate any slightly off-type plants. We are confident we have the best strains of okra seed obtainable anywhere.

**Culture.** Okra can be grown in Florida any time from February until September, but it is a warm-weather plant and will not do much until the ground becomes warm. For early planting when the ground is cold always treat okra with Spergon or Arasan. (See pages 61 & 62.) Plant in rows 3 to 4 feet apart and sow thinly in the drill. Okra should be cut every second day. If this is not done some of the pods become too old for market and the young plants will stop bearing. Plants should bear for several months after harvesting starts. Okra does best on sandy loam soil with a fair amount of fertility. On sandy loam soils, 500 to 700 lbs. per acre of fertilizer at time of seeding, and two or three side dressings of nitrate of potash during the bearing period are desirable. Okra is very susceptible to nematodes causing root knot disease, and therefore it is best to plant on land not previously used for growing crops that are subject to attack by nematodes. For the control of root knot nematodes use "D-D". (see page 63). For insect control see page 55.


Prices quoted are postpaid.

Write for special prices on larger quantities

**DWARF STALK LONG GREEN POD (Perkins' Long Green type).** (50 days.) This improved strain of the Perkins' Long Green type is a big improvement in uniformity and yield over ordinary strains of this variety, developed by several years of careful painstaking selection. Plants average 3½ to 4 ft. tall, close jointed, branching, and loaded with pods from ground up. Pods are long, usually about 3½ to 4 inches when ready for market, straight, slender, tapered, ridged, deep dark green and meaty. Retain their tenderness and green color for a long time in transit and on the markets.

Pkt. 10c; oz. 15c; ¼ lb. 35c; 1 lb. 95c

5 to 25 lbs. 85c per lb.



Clemson Spineless



A typical commercial field of Perkins' Spineless Okra at Plant City, Florida

**PERKINS' SPINELESS.** (53 days.) Pods similar in size, shape and appearance to Perkins' Long Green, except they are practically spineless. Early, productive, semi-dwarf plant 4½ to 5 feet tall. Selected for uniformly higher yields of dark green, long slender pods desired in the markets. This Perkins' Spineless should not be confused with Clemson Spineless, being an entirely different and distinct variety, the pods having the long, slender shape and dark green appearance of Perkins' Long Green. Perkins' Spineless can be sold in any market for Perkins' Long Green.

Pkt. 10c; oz. 15c; ¼ lb. 35c; 1 lb. 95c

5 to 25 lbs. 85c per lb.

**CLEMSON SPINELESS.** (55 days.) Plants are semi-dwarf, growing to a height of 4½ feet on fairly good soil and produce uniform, straight, large, thick, ridged pods of the Perkins' Long Green type, of good length, averaging 3 to 3½ inches when ready for market, green in color, and entirely free from spines, thus making it easy to pick without discomfort. Pods are thicker than Perkins' and fill the crates quickly. Plants are close jointed, and produce an enormous yield. Our strain of this variety is highly bred, uniform, and one of the best, the fields showing practically no variation in plant type. Very well adapted for home gardens and local markets, but does not stand long distance shipments as well as Perkins'. In greatest demand on southern markets.

Pkt. 10c; oz. 15c; ¼ lb. 35c; 1 lb. 95c

5 to 25 lbs. 85c per lb.

# ONION

For dry bulbs sow 1½ lbs. in seedbed to plant an acre, or plant 3 lbs. per acre in the field. For the garden sow 1 packet in seedbed for 350 to 450 plants to set 80 feet of row or plant 1 packet to 80 feet of row.

**Culture.** For large mature bulbs in Florida, first plantings are made the end of August and continued until November. September and October are the best months to plant. The seed is generally planted in the open field, where the onions are to grow, in rows 18 inches apart, and when 4 to 5 inches high they are thinned out from 3 to 4 inches apart, depending on variety and size of bulbs desired. Those taken out can be used to transplant any possible skips. Onion seed can also be planted in seedbeds and transplanted to the field later. This is a safe and sure method, and is becoming more popular in Florida. Transplant when plants are small. The larger the plants when transplanting, the more splits will develop. It is also important to avoid checking plants in growth when transplanting to avoid splits. Do not work soil to onions after they start bulbing. Onions do best in sandy loam or muck soil, and require at least a ton of fertilizer mixture per acre for sandy soils or 1,000 to 1,200 on muck.

The number of days after each variety indicates the time from planting the seed to large mature bulbs under average Florida conditions.

Prices quoted are postpaid.

Write for special prices on larger quantities.



Texas Grano

Granex Hybrid


Excel.

**EXCEL (BERMUDA 986).** (100 days.) Produces more onions of high marketable quality ten to fourteen days earlier than regular Yellow Bermuda. It is practically free of bolters, doubles, splits, and color defects. Uniform in maturity, size, color and shape of bulbs, the shape being a deep or thick-flat, the color a light yellow. Crisp and mild in flavor, and keeps better in storage than other Yellow Bermudas.

Pkt. 10c; ½ oz. 20c; oz. 35c; ¼ lb. \$1.00; 1 lb. \$3.50  
5 to 25 lbs. \$3.40 per lb.

**GRANEX.** (120 days.) The first short-day F<sup>1</sup> hybrid onion adapted to the South, filling the requirements for an onion suitable for growing in Florida. Very early, extremely uniform in type, color and maturity. Practically no splits or bolting to seed. In many trials, it has out-yielded both its Grano type and Excel type parents. Yields of 600 to 900—50-lb bags of U.S. No. 1 onions per acre have been reported. The bulb of Granex is short top-shaped or slightly flat, mild in flavor, yet keeps unusually well. On the basis of earliness, total yield, percentage of marketable bulbs, attractive appearance and general all-around good quality, Granex is strongly recommended.

**Crop Failure; no seed available until Sept. 1958.**



Texas Grano 502

**TEXAS GRANO 502.** (130 days.) This strain is fully ten days earlier, more uniform in shape, and slightly smaller in size than regular Grano. Bulbs have light straw-colored skin, with pure white flesh, are globe- or top-shaped, slightly tapering to the root. Mild in flavor with a sweet taste.

Pkt. 10c; ½ oz. 25c; oz. 40c; ¼ lb. \$1.15; 1 lb. \$4.00  
5 to 25 lbs. \$3.90 per lb.

**CRYSTAL WAX BERMUDA.** (110 days.) Early maturing, flat in shape, of waxy white color, attractive in appearance, and of mild flavor.

Pkt. 10c; ½ oz. 20c; oz. 30c; ¼ lb. 85c; 1 lb. \$3.00  
5 to 25 lbs. \$2.90 per lb.


**NEBUKA (Long White Bunching).** (60 days to green onions.) Makes a long stem, much longer than ordinary bunching onions, pure white in color, and without a bulb. Resistant to pinkroot, thrips and smut.

Pkt. 10c; ½ oz. 20c; oz. 35c; ¼ lb. \$1.00; 1 lb. \$3.50  
5 to 25 lbs. \$3.40 per lb.

## ONION SETS

Plant 8 to 12 bushels of sets per acre. In the garden 1 pint of sets to 40 feet of row.  
A bushel weighs about 32 lbs.

Set out in rows 1½ feet apart and 1 to 2 inches apart in rows for green onions. Plant from September to March.



Sets for green onions or early maturing bulbs.  
Prices quoted are f.o.b. Plant City except pints and quarts which are postpaid. 1 bushel weighs about 32 lbs.

	Pint	Quart	Peck	Bushel
White Sets	.30	.50	1.15	4.00
Yellow Sets	.30	.50	1.15	4.00

Available from September to March

# PARSLEY

Plant 1 packet to 150 feet of row, or 2 pounds per acre.

In the garden plant 1 packet to 30 feet of row.

**Culture.** Parsley can be planted in the fall or spring, in drills 18 inches apart, and thinned to 6 inches in the row. Seed is slow to germinate and it usually takes from two to three weeks to produce a satisfactory stand.



*Paramount (Improved Moss Curled)*

**PARAMOUNT (Improved Moss Curled).** (90 days from seed plantings to first harvest.) Plant very vigorous in growth, usually 12 inches tall and spreading 20 inches when given sufficient room, with very long, stout stems for bunching. This variety has been bred and selected for uniform, attractive leaves of very dark green color.

Pkt. 10c; oz. 20c; ¼ lb. 60c; 1 lb. \$2.00

5 to 25 lbs. \$1.90 per lb.

# PARSNIP

Plant ½ ounce to 150 feet of row.

In the garden plant 1 packet to 50 feet of row.

**Culture.** Parsnips do best in deep, rich, sandy soil. Sow seed in Florida from September to December, in rows 1½ to 2 feet apart; cover with one-half inch of soil. When plants are well up, thin to 4 inches apart in row. Parsnip seed germinates very slowly. The Parsnip is a winter vegetable with more starch and sugar than other root crops. To prepare, cook roots one hour in water, scrape off the skin. Slice or chop coarsely or mash, and season with milk, pepper and salt, or slices may be fried after seasoning. A delicious and nutritious dish.

**HOLLOW CROWN.** (120 days from seeding to harvest). Roots long, 10"-12", 2½"-3" at shoulder; hollow crowned; tapering gradually. Flesh white, with small core.

Pkt. 10c; oz. 20c; ¼ lb. 50c; 1 lb. \$1.75

5 to 25 lbs. \$1.65 per lb.

# PEAS

Plant 1 bushel (56 lbs.) per acre in single rows; 1½ bushels (84 lbs.) per acre in double rows.

In the garden make three plantings at different times.

Plant ½ pound to 100 feet of row at each planting.

**Culture.** Peas are very hardy and are not commonly attacked by insects. Peas can be grown on almost any kind of soil and with about the same cultivation as beans. Planting in double rows, six to eight inches apart, is a good plan, because this enables the plants to support each other. Single rows should be spaced two and a half to three feet apart, and double rows three to three and a half feet apart from center of double rows. Plant seed 1 to 2 inches apart in the row, and 1½ to 2 inches deep. By working the soil up against the stems of the plants they will bear longer. Use a high grade fertilizer, at the rate of 1,000 to 1,200 pounds per acre. To control soil diseases, and to get better stands, more vigorous growth and increased yields, seed should be treated (see pages 52 and 62.) Being a legume, the seed should also be inoculated with Nitragin. (See page 69.)

The number of days after each variety indicates the relative time from planting to first picking.

*Write for special prices on larger quantities.*

**HUNDREDFOLD.** (53 days.) This variety is one of the finest large early peas for Florida sandy loam soils, and in cool seasons is also adapted to Florida muck soils. It is a surer cropper and a better yielder than other early large podded varieties. The plants are vigorous in growth, eighteen to twenty inches in height, with heavy, very dark green foliage, producing a great abundance of large (4 to 4½ inches long) broad, deep green, pointed pods containing usually eight large peas of fine quality.


¼ lb. 20c; 1 lb. 60c; 2 lbs. \$1.10, Postpaid

Not prepaid, 10 lbs. \$2.70; 50 lbs. \$12.00

**LITTLE MARVEL.** (52 days.) The most popular pea for Florida, because of its good quality, earliness and high yield of well filled pods. Especially adapted to Florida muck soils where it is a sure cropper with well filled pods, even in warm seasons. The vines are vigorous, stock, dark green in color, growing about 1½ feet tall, and loaded with straight, round, blunt, plump pods about 3 inches long, well filled with 7 to 8 tender peas.

¼ lb. 20c; 1 lb. 60c; 2 lbs. \$1.10, Postpaid

Not prepaid, 10 lbs. \$2.70; 50 lbs. \$12.00



*Little Marvel*

# PEPPER

Sow  $\frac{1}{2}$  to 1 pound of seed in seedbed to plant an acre.  
Sow 2 to 3 lbs. per acre when drilled in field.  
For the garden sow 1 packet in a protected seedbed for 24 plants to set 40 feet of row.

**Culture.** For a crop in central Florida sow the seed in June, July and August; for a long season winter crop on the east coast plant in August, September and October. For an early spring crop in Florida west coast sections sow seed in November and in north Florida in December or January.

High temperature is needed to germinate pepper seed satisfactorily, and it is difficult to get a good stand when the ground is wet and cold. Hammock land, or rather moist soil, is best suited to this crop, although any medium good sandy loam soil, properly fertilized, will grow good peppers. Make rows three feet apart and set plants 10 to 16 inches in the row. As this crop is in bearing for a long time, it is most profitable to make several applications of fertilizer, using 400 pounds per acre about every three weeks until at least a ton has been used.

For the control of insects and diseases see page 55.

The number of days in parentheses after each variety indicates the relative time from setting out plants to picking of marketable green peppers. It requires six to eight weeks to produce plants ready for setting.

Prices quoted are postpaid.

Write for special prices on larger quantities.

**WONDER GIANT.** (74 days.) This variety of the thick meat Florida Giant type is popular, especially on the west coast of Florida where it has been grown the past few seasons. The vigorous growing plant is more spreading and does not grow as tall as Florida Giant. Developed and selected for uniformity in plant and fruit type and productivity. The blocky fruits borne upright on the plant are mostly four-lobed, with sweet, thick flesh, of deep glossy green color, making an attractive pack.

Pkt. 10c; oz. 60c;  $\frac{1}{4}$  lb. \$1.90; 1 lb. \$7.00  
5 to 25 lbs. \$6.90 per lb.

**YOLO WONDER A.** (70 days.) A superior Asgrow strain, replacing the original Yolo Wonder. Yolo Wonder A is a tobacco-mosaic-resistant variety, resembling California Wonder, of general use for shipping, local market, home garden, and suitable for processing where that type is desired. Plants upright, vigorous, with a good foliage cover, but compact, permitting close planting; productive, with heavy crown set. Fruits pendent, dark green, more uniformly blocky than original, with considerably higher percentage of four-lobed fruits; walls thick.

Pkt. 10c; oz. 65c;  $\frac{1}{4}$  lb. \$2.25; 1 lb. \$7.75  
5 to 25 lbs. \$7.65 per lb.



Yolo Wonder A



Florida Giant

**FLORIDA GIANT.** (75 days.) This variety, introduced by us, produces an abundant yield of large, heavy, thick walled, fleshy, dark green fruits, over a long period, but requires heavy and frequent fertilization, and a rich, moist soil. The tall plants are compact but very vigorous and upright in growth. Slightly later than World Beater, they are heavy producers, often bearing six to eight large fruits at one time. The fruits are longer than most thick-meated peppers, about 4 to 4 $\frac{1}{2}$  inches long, and 3 to 3 $\frac{1}{2}$  inches in diameter, usually with four lobes, are smooth and well filled at the blossom end. Makes a very attractive pack and carries well to distant markets.


Pkt. 10c; oz. 60c;  $\frac{1}{4}$  lb. \$1.85; 1 lb. \$6.75  
5 to 25 lbs. \$6.65 per lb.



California Wonder

**CALIFORNIA WONDER.** (75 days.) An outstanding medium-late variety. Plant is vigorous, upright, prolific. The thick meated, smooth, large, heavy fruits average about four inches in length and about the same in diameter. This is an excellent shipping type, holding up well in transit and on the market, and is in great demand by truckers. Solid thick walls and very sweet and mild. Blocky in shape. Color an attractive, glossy dark green. Requires frequent fertilizing and continuous moisture to hold the size of the fruit up over a long harvesting period.

Pkt. 10c; oz. 60c;  $\frac{1}{4}$  lb. \$1.85; 1 lb. \$6.75  
5 to 25 lbs. \$6.65 per lb.



*Early Calwonder*

**EARLY CALWONDER.** (65 days.) An early maturing strain of California Wonder, maturing 7 to 10 days ahead of other strains, and producing fruits over a long season. The plant is not so tall and erect in growth as regular California Wonder, but is very vigorous and prolific. The fruits usually are four-lobed and attractive in appearance, being smooth, dark green, uniform and thick meated. This early strain is rapidly growing in popularity.

**Pkt. 10c; oz. 65c; ¼ lb. \$2.15; 1 lb. \$7.50**  
5 to 25 lbs. \$7.40 per lb.

**WORLD BEATER (Thick Wall Strain).** (70 days.) This strain of World Beater Pepper was developed in our breeding station at Bradenton, Florida, for a more uniform, thicker walled, heavy yielding strain. In numerous trial plantings in different sections of Florida we have found this to be a heavy yielder of uniform, true to type, smoother, thicker walled fruits, which are larger in size and carry better to distant markets than regular World Beater which usually are very thin-walled. In some sections it has brought a premium on the market. The plants are erect in growth and hold the large heavy fruits well off the ground.

**Pkt. 10c; oz. 60c; ¼ lb. \$1.85; 1 lb. \$6.75**  
5 to 25 lbs. \$6.65 per lb.



*World Beater (Thick Wall Strain)*

**ITALIAN "EL".** (65 days.) This green-fruited strain of Neapolitan is in increasing demand on northern Italian markets where it is often preferred to the regular yellow-fruited Neapolitan because of its peculiar sharp taste. Fruits are slightly larger and thicker fleshed than the regular yellow Neapolitan. The vigorous growing plants produce a heavy yield of light green fruits over a long season.

**Pkt. 10c; oz. 75c; ¼ lb. \$2.50; 1 lb. \$9.00**  
5 to 25 lbs. \$8.90 per lb.

**NEAPOLITAN.** (50 days.) This is an early, medium large, prolific variety, growing in popularity on some northern markets where it is in demand among Italian people. This plant is wonderfully productive, carrying as many as forty fruits on a single plant. The fruits are upright in growth, averaging 4 inches long and 2 inches in diameter, three-lobed, yellowish green, becoming bright red when ripe. The flesh is mild and sweet.

**Pkt. 10c; oz. 65c; ¼ lb. \$2.15; 1 lb. \$7.50**  
5 to 25 lbs. \$7.40 per lb.



*Cuban*

**CUBAN.** (62 days.) A distinctly longer fruited variety of Neapolitan type, particularly desirable for those areas where peppers are widely used for frying. Plants medium large, somewhat spreading, very productive. Fruits pendent, greenish yellow, tapering; two and three-lobed, medium thick walls averaging 6 inches in length and 2 inches in diameter at stem end.

**Pkt. 10c; oz. 80c; ¼ lb. \$2.60; 1 lb. \$9.25**  
5 to 25 lbs. \$9.15 per lb.

**ANAHEIM.** (80 days.) A popular, rather long mildly pungent variety, not as hot as the small fruited Long Thin Cayenne. The fruits are meaty, 6 to 7 inches in length and 1 to 1½ inches in diameter at stem end, green ripening to a bright red. Often dried for winter use.

**Pkt. 10c; oz. 55c; ¼ lb. \$1.65; 1 lb. \$6.00**  
5 to 25 lbs. \$5.90 per lb.

**HUNGARIAN YELLOW WAX.** (60 days.) A very early, hot sort, valuable for canners. Plants are rather dwarf in growth, and exceedingly prolific. Fruits pendent, medium slender, long, tapering, smooth and very hot or pungent. Color waxy yellow, changing to bright crimson at maturity.

**Pkt. 10c; oz. 75c; ¼ lb. \$2.35; 1 lb. \$8.50**  
5 to 25 lbs. \$8.40 per lb.

**LONG THICK RED CAYENNE.** (70 days.) This favorite hot variety produces large and productive plants. Fruit 5 to 6 inches long, 1 inch thick, slender, tapering, pendent, very hot or pungent, deep green in color, ripening to a brilliant red.

**Pkt. 10c; oz. 60c; ¼ lb. \$1.90; 1 lb. \$7.00**  
5 to 25 lbs. \$6.90 per lb.

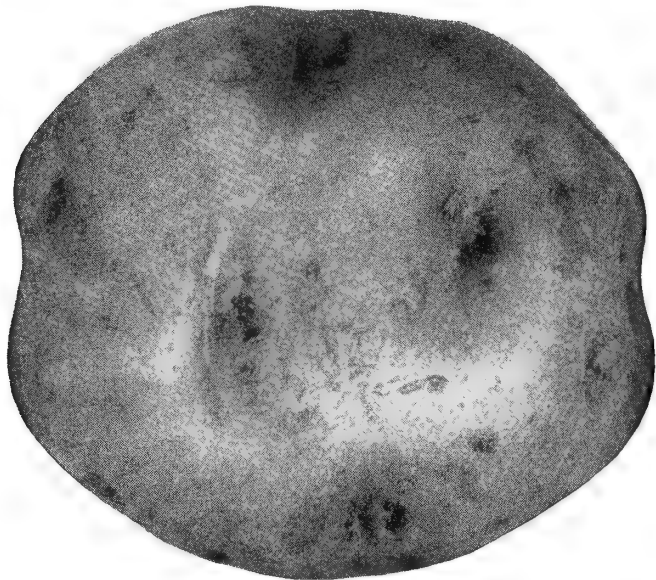
# POTATOES

Plant 600 to 900 pounds (10 to 15 bu.) per acre in 3-ft. rows. In the garden plant 12 pounds to 200 feet of row.

**Culture.** Plants in rows 36 to 42 inches apart, dropping a seed piece every nine to ten inches in the row. The seed piece should be at least one to one and one-half ounces in size. It is best to cut seed within one day of planting. Fertilizer should be put in seven or eight days before planting. Use from 1,500 to 2,000 pounds per acre, depending on type of soil. A 6-8-8 fertilizer mixture is a good standard for potatoes. On rich Everglades muck from 200 to 500 pounds per acre of 0-10-12 or 0-8-16 mixture applied in one application at planting time is a common practice. To control blight and increase the yield, spray with Nabam using 2 quarts Nabam, ¾ lb. zinc sulphate, to 100 gallons water. For control of insects and diseases see page 55.

**RED PONTIAC (Dakota Chief) (State Certified).** (80 days.) Packed in 100-lb. bags. This variety is the result of a cross, Red Bliss and Katahdin, made by the Michigan Experiment Station. In tests at the Sub-tropical Experiment Station in Homestead and elsewhere in Florida, it has greatly outyielded Red Bliss. The tubers of Red Pontiac are slightly longer, and have shallower eyes, but the color is a bright red like Red Bliss. Pontiac tubers are tougher, stand shipment better and are better keepers than Bliss.

Write Plant City or your nearest Kilgore store for price on seed potatoes stating quantity wanted.



Red Pontiac

# RHUBARB

Sow 3 to 4 pounds in seedbed for an acre of plants, or plant 5 to 6 pounds per acre in field. For the garden sow a packet in seedbed for 15 plants to set 25 feet of row.

**Culture.** Plant in the fall in rows 2½ to 3 feet apart and thin to about 18 to 24 inches in the row. It is best to plant seed in seedbed and transplant to field or garden. Rhubarb does best in well drained, fertile, moist soil, rich in humus. In Florida it is necessary to plant Rhubarb each season.

**VICTORIA.** (90 days from plants set in garden to edible stalks.) This vigorous growing variety produces thick, fleshy stalks of the best quality and flavor, and with attractive red color. It is the best variety for Florida.

Pkt. 10c; oz. 30c; ¾ lb. 85c; 1 lb. \$3.00  
5 to 25 lbs. \$2.90 per lb.

# PUMPKIN

Plant two pounds seed per acre. In the garden plant ½ ounce to 50 feet.


**Culture.** Plant 4 to 5 seeds in hills 8 to 10 feet apart one way and 5 feet apart the other way, when the weather gets warm. Can be planted in corn. Thin to two or three plants after well started. Give shallow and frequent cultivation until vines begins to run. Cut pumpkins when fully ripe.

Prices quoted are postpaid.

Write for special prices on larger quantities.

**KING OF THE MAMMOTHS.** (100 days.) Commonly known as a pumpkin, but is really the very large fruited Mammoth Chili squash, known as the giant among squashes. Fruits are globular, slightly ribbed, light yellow color mottled with orange. Flesh is solid, light yellow-orange, coarse, of fair quality. Grown mainly for stock feed. Fruits measure 20 to 22 inches across and weigh 60 to 80 pounds.

Pkt. 10c; oz. 20c; ¼ lb. 50c; 1 lb. \$1.75  
5 to 25 lbs. \$1.65 per lb.



Small Sugar

**SMALL SUGAR.** (110 days.) The best variety for general use, and particularly desirable for pies. Fruits are round, flattened at ends. Skin is hard, smooth, somewhat ribbed, of deep orange color. Flesh is thick, sweet and dry, of bright orange color, and very high quality. Makes delicious pumpkin pies. Fruits measure eight to ten inches and weigh six to eight pounds.

Pkt. 10c; oz. 20c; ¼ lb. 50c; 1 lb. \$1.75  
5 to 25 lbs \$1.65 per lb.

**CORNFIELD.** (118 days.) Prolific and vigorous, usually planted in cornfields. Extensively grown for making pies, for canning and for stock feed. Fruits are large, round to slightly flattened, with a hard, smooth surface, slightly ribbed, deep yellow or orange color. Fruits measure 12 to 14 inches and weigh 15 to 20 pounds.

Pkt. 10c; oz. 20c; ¼ lb. 50c; 1 lb. \$1.75  
5 to 25 lbs. \$1.65 per lb.

**ALAGOLD.** (100 days.) Resistant to most insects and diseases in the South. Fruits average about 5 pounds in weight and are cylindrical to bell shaped. The rind is of a dark green color, maturing to a deep yellow or buff color. A very good keeper.

Pkt. 10; oz. 20c; ¼ lb. 60c; 1 lb. \$2.00  
5 to 25 lbs. \$1.90 per lb.

# ROSELLE

Jamaica Sorrell or Florida Cranberry (175 days from seed planting to ripe fruits.)

In the garden plant one packet to 25 feet of row.

**Culture.** Plant seed in field in March and April in Florida, when the ground is warm, spacing row 5 to 6 feet apart and thinning to about 2½ feet apart in the row, leaving one strong plant at a place. Roselle is an all-season crop requiring from five to six months from seed to ripe fruits.

Pkt. 10c; ½ oz. 25c; oz. 45c; ¼ lb. \$1.40; 1 lb. \$5.00  
5 to 25 lbs. \$4.90 per lb.



# RADISH

Plant 6 to 8 pounds of seed per acre.  
In the garden make four plantings at different times.  
1 packet to 25 feet of row at each planting.

**Culture.** Plant in rows 12 to 18 inches apart and thin to 1 or 2 inches in the row. Successive plantings should be made every few weeks for a continuous supply. For best results, a rich, loose, moist sandy loam or muck soil is required. Radishes must be grown rapidly to be crisp, tender, and of best quality. Our radish seed stocks are produced each year from carefully selected transplanted roots. For insect and disease control see page 55.

Prices quoted are postpaid.

Write for special prices on larger quantities.

**EARLY SCARLET GLOBE.** (21 days.) The earliest of all varieties; roots are globe-shaped, with a medium top. They are crisp and tender, of uniformly attractive bright, scarlet color.

Pkt. 10c; oz. 15c; ¼ lb. 35c; 1 lb. \$1.00  
5 to 25 lbs. 90c per lb.

**SCARLET TURNIP WHITE TIPPED (Sparkler).** (22 days.) Roots are nearly round, being slightly flattened on the underside, deep scarlet, shading to a white tip on the bottom. They are very solid, crisp, tender, and sweet.

Pkt. 10c; oz. 15c; ¼ lb. 35c; 1 lb. \$1.00  
5 to 25 lbs. 90c per lb.

**BUCCANEER.** (21 days.) Developed for uniformity and attractive market appearance. The root is globe-shaped, with a lustrous scarlet exterior, and with short top growth.

Pkt. 10c; oz. 15c; ¼ lb. 35c; 1 lb. \$1.00  
5 to 25 lbs. 90c per lb.

**LONG WHITE ICICLE.** (23 days.) The straight roots are from 5 to 6 inches long, cylindrical, and very smooth and waxy white throughout.

Pkt. 10c; oz. 15c; ¼ lb. 35c; 1 lb. \$1.00  
5 to 25 lbs. 90c per lb.



Early Scarlet Globe


# SPINACH

**Virginia Savoy**—Plant 12 to 15 pounds per acre in rows, or 20 to 25 pounds per acre broadcast.  
In the garden make two plantings at different times.  
Plant one packet to 50 feet of row at each planting.

All prices quoted are postpaid.

Write for special prices on larger quantities.

**Culture of Virginia Savoy.** Successful for fall and winter planting. Does not grow well in hot weather. Requires a moist rich soil. Plant seed in rows 16 to 20 inches apart, and thin to 6 inches apart in the row.



Virginia Savoy

**VIRGINIA SAVOY.** (40 days.) Better for market than the smooth leaved varieties, because it does not pack as closely and thus is not as subject to heating. Does not wilt or turn yellow as quickly before reaching the consumer. Developed for resistance to blight or mosaic disease. The plant is upright and compact in growth, with very thick, curly or savoyed dark green leaves.

Pkt. 10c; oz. 15c; ¼ lb. 35c; 1 lb. 90c  
5 to 25 lbs. 90c per lb.

**New Zealand**—Plant 3 to 4 pounds of seed per acre.

In the garden plant one packet to 25 feet of row.

**Culture of New Zealand.** As seeds are very hard and germinate with difficulty, soak them in warm water for 24 hours to hasten germination. Plant in rows three feet apart, and drop three or four seeds per hill about 20 inches apart. Thin to one plant per hill.

**NEW ZEALAND.** (60 days.) The plant is spreading, with numerous side shoots. It grows to a height of 1 foot and spreads over a wide radius. Leaves are thick, light green, rather small, broad and pointed. It grows well in hot weather. The leafy tips of the branches are removed and new growth follows, making possible many cuttings. It does best on moist, rich land.

Pkt. 10c; oz. 15c; ¼ lb. 40c; 1 lb. \$1.10  
5 to 25 lbs. \$1.00 per lb.

# SAGE

**Culture.** Plant in fall or spring. Sage does well on sandy soil. Plant seed in rows 15 to 18 inches apart. Thin to six inches in the row. The plant is a hardy perennial, and of easy culture in Florida. Leaves should be cut as plant blooms, and should be dried quickly in the shade. Grows 18 inches tall.

Pkt. 10c; ¼ oz. 35c; 1 oz. \$1.00

# SQUASH

**Culture.** This is one of the quickest and easiest crops that can be grown, and usually proves very profitable. The earliest varieties begin bearing in six or seven weeks from seed. Squash can be grown on almost any kind of soil. Use from 800 to 1,000 pounds of fertilizer per acre.

For bush varieties, drill seed in rows at least 3 to 4 feet apart in the row, thinning to 1 foot when 3 inches high. Bush squash in Florida is a good paying crop for fall or spring. Plant for spring, during January, February and March; for fall, from August until October. Mosaic has become a most serious disease of squash in many sections of Florida. See Sanitation on page 49. Insect and Disease Control on page 54.

The number of days after each variety represents the average time required from seed planting to edible or marketable fruits.

*All prices quoted are postpaid.*

*Write for special prices on larger quantities.*



*Long Cocozelle*

## BUSH VARIETIES

*Plant 2 to 3 pounds of seed per acre.*

*In the garden one packet to 50 feet.*

**LONG COCOZELLE.** (50 days.) This is a true Italian Vegetable Marrow. When ready for market, the fruit is 10 to 12 inches long, slender, 1 to 1½ inches in diameter, cylindrical in shape, straight, smooth, dark green with lighter green stripes.

Our stock of this variety produces a bushy, open type of plant, with deeply cleft leaves, and a heavy yield of uniformly true-to-type fruits. We have devoted many years to the development of this superior strain, and we can say with full confidence that our Cocozelle is the earliest, most prolific, and uniformly true-to-type strain you can secure anywhere.

**Pkt. 10c; oz. 20c; ¼ lb. 50c; 1 lb. \$1.75**  
5 to 25 lbs. \$1.65 per lb.

**EARLY PROLIFIC STRAIGHTNECK.** (42 days.) This variety is ten days earlier and more productive than other strains of Straightneck Squash. The plants are vigorous, and the fruits are of brighter lemon-yellow color. Valuable for both home and market use. Because of its uniformity, earliness, high yield and attractive appearance this variety has grown greatly in popularity, especially in northern markets. Makes a very attractive pack.

**Pkt. 10c; oz. 15c; ¼ lb. 45c; 1 lb. \$1.50**  
5 to 25 lbs. \$1.40 per lb.



*Early Summer Crookneck*

**EARLY YELLOW SUMMER CROOKNECK.** (45 days.) A very early and prolific, light lemon-yellow color strain with an open type of plant growth. The most popular and most extensively grown of any variety of squash in Florida. Fruits are small with curved neck, and uniform. Its rich, bright, lemon-yellow color gives it a very good market appearance, and it is in demand on all southern markets. Our strain of this variety is very early and exceedingly prolific, and has been selected for uniformly shaped fruits with a pronounced crook. No better strain of this most popular variety can be secured anywhere for Florida planting.

**Pkt. 10c; oz. 15c; ¼ lb. 45c; 1 lb. \$1.50**  
5 to 25 lbs. \$1.40 per lb.


**BLACK ZUCCHINI.** (45 days.) The plant of this improved selection, instead of developing a large, vigorous bush like the regular Black Zucchini, forms a short, single semi-runner, and produces a heavy yield of fruit over a long period. The plant is an open type of growth, with deeply cleft leaves, allowing the air and sunlight to circulate and prevent fruit rot. The fruits are dark green in color, six to eight inches long at market stage. A very early, prolific, improved strain of Black Zucchini.

**Pkt. 10c; oz. 20c; ¼ lb. 60c; 1 lb. \$2.00**  
5 to 25 lbs. \$1.90 per lb.



*Early Prolific Straightneck*

## BUSH VARIETIES (Continued)



White Bush Scallop

**WHITE BUSH SCALLOP (EARLY WHITE).** (48 days.) This is a popular type of squash for shipment to northern markets. The smooth fruits are of pale green color when very young, becoming white as they grow, are round and deep, with ridged or scalloped edges, measuring up to five or six inches across by three inches thick when ready to market.

Pkt. 10c; oz. 15c; ¼ lb. 45c; 1 lb. \$1.55  
5 to 25 lbs. \$1.45 per lb.

**BLACK BEAUTY.** (40 days.) An attractive dark green Zucchini type, newly introduced from the University of Connecticut, maturing somewhat earlier than older varieties. Plants relatively compact, productive. Fruits blocky shaped, not prominently ridged, glossy dark green at prime picking stage, becoming black at full maturity.

Pkt. 10c; oz. 25c; ¼ lb. 75c; 1 lb. \$2.50  
5 to 25 lbs. \$2.40 per lb.

**WOOD'S EARLY PROLIFIC.** (42 days.) The earliest, meatiest, and most prolific of the patty pan type. It will average seven days earlier than White Bush Scallop, matures its fruits quickly. The plants are prolific, producing round, smooth, deep, thick fruits, slightly scalloped, and of creamy-white color, usually with a light greenish cast. A very good variety for home use or for shipment.

Pkt. 10c; oz. 20c; ¼ lb. 50c; 1 lb. \$1.75  
5 to 25 lbs. \$1.65 per lb.

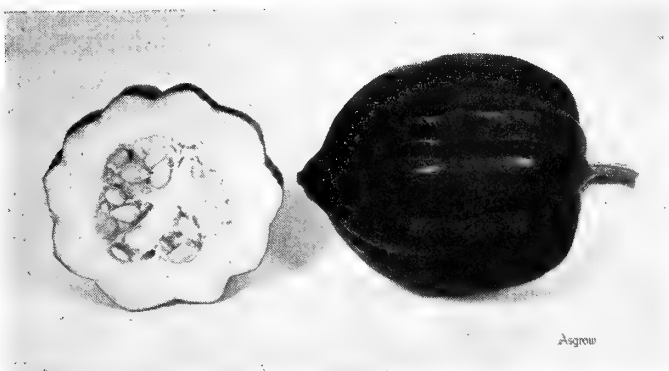


Table Queen


## RUNNING VARIETIES

Plant two pounds per acre of running varieties.

In the garden one packet to 50 feet.

**Culture.** Cultural requirements are similar to bush squash (see page 30), but running varieties require much more room, planting in rows 6 to 8 feet apart and hills 3 to 4 feet apart. Plant 3 to 5 seeds in each hill and thin to two plants when three inches high. Generally grown as a spring crop in Florida.

In these types of squash the vines run 10 to 12 feet. The fruits are left on the vines until fully grown with a hard rind, and are then harvested by cutting the stem. Running squash may be stored in a cool, dry place until desired for use, but must be handled carefully to avoid bruising. Unlike bush squash, fruits of the running varieties may be stored and used boiled, baked or for making squash pies.



Butternut

**BUTTERNUT.** (80 days.) Vines produce pear-shaped yellowish brown or deep buff-colored fruits. Fruits weigh 2½ to 4 lbs., 8 to 10 inches long, and 3 to 4 inches in diameter at blossom end. The outer shell is smooth and hard, making this squash a wonderful shipper and keeper. The dry flesh is yellow, fine-textured, sweet and of excellent flavor. Also excellent for making pies.

Pkt. 10c; oz. 25c; ¼ lb. 75c; 1 lb. \$2.50  
5 to 25 lbs. \$2.40 per lb.

**ROYAL ACORN.** (65 days.) To meet an increasing demand in Florida for a larger fruited strain of the Table Queen or Acorn Squash, we are offering this large-fruited strain. It is slightly later than regular Table Queen, not quite so prolific or as uniform in shape and color but the fruits are consistently larger. In other respects this strain is similar to the regular Table Queen.

Pkt. 10c; oz. 20c; ¼ lb. 50c; 1 lb. \$1.75  
5 to 25 lbs. \$1.65 per lb.

**TABLE QUEEN.** (60 days.) Extremely early for a running squash. Makes an enormous yield over a long season. Fruits dark green, weighing about 2 lbs., with sides deeply ribbed, and with a point at the blossom end. Yellow-colored flesh is very fine-grained and sweet when baked like Hubbard squash. It is a very good keeper and desirable for home and market use, also for shipping.

Pkt. 10c; oz. 15c; ¼ lb. 45c; 1 lb. \$1.60  
5 to 25 lbs. \$1.50 per lb.

# TOMATO

Sow ½ pound in seedbed to plant an acre,  
or 1 pound per acre in field.

For the garden sow one packet in a seedbed for  
50 plants to set 150 feet of row.

If plants are staked, sow one packet in seedbed for  
50 plants to set 75 feet of row.

**Culture.** Tomatoes are grown on all kinds of soil, from a light sand to a muck. The land should be put in good condition. Lay off rows 3½ to 5 feet apart, open a furrow, and drill in 1200 pounds per acre of high grade fertilizer such as 4-7-5, and mix thoroughly with the soil. It is good policy to let this stand for seven to ten days and then plant seed or set the plants. Seed may be planted direct in the field or in a seedbed. Plants started in a seedbed should be 6 to 8 inches high when ready to transplant to the field in 4 to 7 foot rows and 2½ to 3 feet apart in a row, or if staked 16 to 20 inches in the row, rows 4 feet apart.

On the east coast of Florida, first plantings are made during August and continue until January. North and central Florida begin planting for a spring crop the middle of February. For a fall crop in Central Florida, plantings are made in July and August.

For control of insects and diseases of Tomatoes see page 56. Spraying or dusting tomato plants with Nabam plus Manganese Sulphate or Maneb before the disease appears will help prevent the destructive late blight disease.

The number of days indicated after each variety represents the time required from setting of plants in the field to produce marketable fruits. It usually takes four or five weeks to produce plants for field setting.

All prices quoted are postpaid.


Write for special prices on larger quantities.



Jefferson (Wilt Resistant)

**JEFFERSON (Fusarium Wilt Resistant).** (76 days.) The plant is very vigorous and makes densely-leaved tall vines. It is more open and less subject to bunching than Rutgers. Produces well in the fall but is best suited as a spring tomato on wilt infested soils. The fruits are globe-shaped ripening to a uniform, attractive dark red color, with a good flavor, thick walled with a small core, and relatively free from cracking and catfacing. This variety holds up under adverse conditions better than any other variety. A good shipper as a green wrap tomato. Jefferson also has become a favorite for pink harvest, has good carrying qualities and will stand rougher handling when shipped as a vine ripe than most other varieties.

Pkt. 10c; ½ oz. 35c; oz. 60c; ¼ lb. \$1.85; 1 lb. \$6.75  
5 to 25 lbs. \$6.65 per lb.




Homestead 24 (Wilt Resistant)

**HOMESTEAD 24 (Wilt Resistant).** (70 days.) A selected strain of Homestead tomato. Our aim in developing this strain has been elimination of off types, leading to uniformity of plants and fruits and a better crop. The plants of Homestead 24 are semi-determinate, open, early in maturing and resistant to Fusarium Wilt. Fruits free from puffiness and cracking, meaty and firm, excellent for green wrap. Homestead 24 is a heavy yielder and will make good crops even on wilt-infested soils. It has done well in the Homestead area, both on heavy marl soil and on the rockland, and seems to be adapted to all Florida soils.

Pkt. 10c; ½ oz. 40c; oz. 75c; ¼ lb. \$2.25; 1 lb. \$8.25  
5 to 25 lbs. \$8.15

**RUTGERS.** (82 days.) Our improved strain is uniform in plant growth and produces uniform smooth, thick wall, deep globe-shaped fruits which ripen to a bright red. The plant is vigorous and a heavy producer. Very firm and free of puffs. Fruits size up well out to the end of the vine. Recommended for a spring crop in Florida and is well suited for light sandy soils and also for shallow, dry pine land on the lower east coast of Florida. Not suitable for deep, wet glade lands where it makes too much vegetative growth.

Pkt. 10c; ½ oz. 25c; oz. 45c; ¼ lb. \$1.40; 1 lb. \$5.00  
5 to 25 lbs. \$4.90 per lb.




Rutgers Tomato

**GROTHEN'S GLOBE.** (70 days.) An early maturing high yielding variety especially well adapted for fall planting in Florida. The plants are of open growth with rather small foliage requiring rich, deep, moist land for best results, maturing fruits about 12 days earlier than Rutgers, and ripening to a beautiful red color. A heavy producer of smooth, deep globe-shaped, large fruits, sizing up well clear to the top of the plants, producing a high percentage of fancies. The fruits are firm and solid, and the interior ripens slowly, making this variety an exceptionally good shipper. Earliness and high yield of large fruits, of excellent shipping quality, are its main factors. It does not do so well on light sandy soils, but is especially recommended for a fall, winter and early spring crop in Florida and is well suited to deep, wet glades, hammock, and rich sandy loam soils.

**Pkt. 10c; ½ oz. 35c; oz. 60c; ¼ lb. \$1.75; 1 lb. \$6.50**  
5 to 25 lbs. \$6.40 per lb.

**WILT RESISTANT GROTHEN'S GLOBE.** (70 days.) This variety has been developed from a cross of Pan American and regular Grothen's Globe. Wilt Resistant Globe possesses all the good qualities of the regular Grothen's Globe, and in addition it is very resistant to fusarium wilt, although slightly earlier and more vigorous than regular Grothen. In numerous comparative trials between Wilt Resistant and regular Grothen's Globe, even where wilt was not a factor, the Wilt Resistant strain yielded just as high as the regular strain. This fusarium wilt resistant strain is especially recommended for old, wilt infested soils, where the regular Grothen's Globe and other varieties cannot be grown successfully. Is not resistant to all wilts, but is highly resistant to the most serious wilt disease of tomatoes caused by the fusarium soil fungus.


**Pkt. 10c; ½ oz. 35c; oz. 65c; ¼ lb. \$2.15; 1 lb. \$7.50**  
5 to 25 lbs. \$7.40 per lb.



*Grothen's Globe*

**MARGLOBE.** (77 days.) This is an excellent strain of the old standard type Marglobe. It produces a vigorous plant resistant to nailhead rust. Fruit deep globe-shaped, smooth and thick walls, free of navel and blossom-end scars. Ripens to a beautiful deep scarlet-red color. Well adapted to and recommended for north Florida.

**Pkt. 10c; ½ oz. 35c; oz. 60c; ¼ lb. \$1.75; 1 lb. \$6.50**  
5 to 25 lbs. \$6.40 per lb.



*Kokomo (Wilt Resistant Rutgers type)*

**KOKOMO.** (80 days.) As a result of numerous trials in different sections of Florida during the past few years we are fully convinced that this new, fusarium wilt resistant variety of the Rutgers type is exceedingly well adapted to Florida growing conditions. It will do well wherever Rutgers does well. It is of the general Rutgers type, not as vigorous or bunchy in growth as Rutgers. Vines open up more, making it easier to spray or dust and to harvest. Kokomo sets a heavy crop of good size, smooth, deep globe-shaped, meaty, thick-walled fruit, is a good shipper. It makes a very high percentage of smooth, fancy fruits and it is claimed to set well in hot weather. Is particularly valuable where fusarium wilt is a serious crop hazard, under which conditions Rutgers cannot be successfully grown.

**Pkt. 10c; ½ oz. 35c; oz. 60c; ¼ lb. \$1.90; 1 lb. \$7.00**  
5 to 25 lbs. \$6.90 per lb.

**MANALUCIE.** (82 days.) This vigorous growing, disease resistant variety was developed by the Gulf Coast Experiment Station at Bradenton, Fla. It possesses multiple resistance, being very resistant to two serious Florida tomato diseases, namely, fusarium wilt, and gray leaf spot. It is also mildly resistant to black spot stem canker caused by the Phoma fungus. Makes a very strong, vigorous growing plant with large leaves and large, strong stems. Fruits are late, but are large size throughout the harvest period. Smooth and relatively resistant to cracking. Firm and fleshy, and good edible quality. Very slow ripening and must be allowed to fully mature before harvesting. Recommended primarily for pink and vine ripened harvest.

**Pkt. 15c; ½ oz. 40c; oz. 75c; ¼ lb. \$2.25; 1 lb. \$8.00**  
5 to 25 lbs. \$7.90 per lb.

**PONDEROSA.** (88 days.) A large, pink-fruited variety. Fruits semi-flat, solid with few seeds, and of splendid edible quality. Recommended only for home gardens.

**Pkt. 10c; ½ oz. 40c; oz. 75c; ¼ lb. \$2.50; 1 lb. \$9.00**  
5 to 25 lbs. \$8.90 per lb.

**OXHEART.** (90 days.) A smooth, thick, tender and almost seedless pink-fruited tomato of delicious flavor. An ideal variety for the home garden and for the local market.

**Pkt. 15c; ½ oz. 65c; oz. \$1.25; ¼ lb. \$4.00; 1 lb. \$15.00**  
5 to 25 lbs. \$14.90 per lb.

Read about our special methods of handling and storing seeds on page 34

# Kilgore's Bred-Rite Seeds are Bred and Developed in Florida for Florida



Partial view of Experimental Farm and Breeding Station at Bradenton, Florida.

Samples of different stocks of Kilgore seeds are planted from time to time on an Experimental Farm, at Bradenton, Florida. In addition, there also are included in these trials, samples from other seed dealers and seed growers to compare with Kilgore stocks. This shows just how Kilgore's strains and varieties compare in earliness, yield, uniformity, trueness to type and adaptability with others growing side by side under identically the same conditions in Florida. It also enables the company to develop new or improved varieties of distinct merit for Florida conditions, which we offer to our customers as soon as a supply of seeds can be produced. Modern, scientific breeding methods are employed both in maintaining and improving seed stocks. New products are carefully tested under Florida conditions, and superior stocks are then sent to our seed production fields in the North and West. Careful notes are kept on all experimental farm results

which enable us to check up with the constant improvements which are being made in standard varieties of vegetables. Our principal objective is to breed, develop or select strains and varieties of vegetable seeds adapted to Florida growing conditions, which differ materially from those found elsewhere in the United States. A well trained and experienced plant breeder supervises this work.

In addition, the Kilgore Seed Company personnel is in constant contact with the scientific research workers of the Florida Agricultural Experiment Station and field laboratories throughout the state where plant pathologists, horticulturists and plant breeders are doing a splendid work in developing new and improved vegetable varieties especially adapted to the climate and growing conditions of Florida, which we introduce to Florida growers as soon as available.

## HIGH VITALITY SEED MUST BE PLANTED TO SECURE A GOOD CROP

The Kilgore Seed Company, has in its central warehouse in Plant City, Florida, the most up-to-date dehumidifying machinery in order to maintain high vitality in all Kilgore seed. Surplus seed supplies in our stores are also kept in specially constructed dry rooms where the humidity is maintained at a uniformly low degree.

Many of our vegetable seeds, such as cabbage, celery, eggplant, onions, pepper and tomato are now Vigor-packed by Associated Seed Growers. Asgrow "Vigor-pak" seed must first have a high germination and vitality standard. The seed is scientifically pre-conditioned, treated and sealed in air-tight cans. The cans should be opened only as needed for planting. In unopened cans the seed will retain its vigor and germination even under Florida conditions of high humidity and temperature.

In addition to keeping our seeds in artificially dried storerooms, we have a seed testing laboratory where samples of all our seed stocks are tested at regular intervals to further insure our customers against planting low vitality seed. In our seed testing laboratory, tests are made every six weeks of all stocks in our warehouse, mail order department and fourteen Florida stores. We know at all times the correct germination of all seed we have on hand. If any seed stocks are found to be dropping in germination they are immediately removed from our warehouse and stores and are destroyed.

We are taking all these precautions and giving our customers this extra service without any additional cost, in order to provide in Kilgore's Bred-Rite Seeds the best that money can buy. Play safe and get your seed from the Kilgore Seed Company, Florida's leading seedsmen.

## PLANT POPULATION PER ACRE AT DIFFERENT SPACINGS

Inches apart	Number of plants	Inches apart	Number of plants	Inches apart	Number of plants
12 x 3	174,000	30 x 4	52,300	48 x 24	5,450
12 x 12	43,560	30 x 6	35,000	48 x 36	3,500
18 x 3	116,000	30 x 12	17,500	60 x 36	2,900
18 x 12	29,000	36 x 3	58,000	60 x 48	2,000
24 x 6	43,560	36 x 12	14,500	60 x 60	1,700
24 x 12	21,780	36 x 18	9,680	72 x 36	2,420
24 x 18	15,500	36 x 24	7,260	72 x 48	1,815
24 x 24	11,000	36 x 36	4,840	72 x 60	1,450

# T U R N I P

Plant 2 to 3 pounds of seed per acre.

In the garden make three plantings at different times.

1 packet of turnip seed to 50 feet of row.

**Culture.** Plant in rows 15 to 20 inches apart. Thin early to one inch, because any over crowding will result in misshapen, slow growing, poor quality roots. Final thinning should be 4 to 6 inches apart. Thinnings may be used for turnip greens. For best quality, turnips should be grown rapidly in rich, moist soil. When turnips are grown for commercial canning and freezing, where only the tops are used and harvested with machinery, plant in double rows 4½ to 5 feet apart, 14 inches apart in the double row. 6 to 8 lbs. of seed is required, no thinning. Turnips can be planted every month in the year.

Prices quoted are postpaid.

Write for special prices on larger quantities.

**TOKYO MARKET.** (35 days.) Extremely early in maturity. Attractive, white, globe-shaped roots. Small foliage grows upright, and is somewhat aphid resistant. Very uniform, which makes it a good variety to grow for market. Exceptionally fine quality.

Pkt. 10c; oz. 15c; ¼ lb. 45c; 1 lb. \$1.50  
5 to 25 lbs. \$1.40 per lb.

**PURPLE TOP MILAN (EARLY FLORIDA).** (35 days.) The roots are of medium size, smooth, flat, and white, with a bright purple top, and extremely early. Recommended for home garden and local market variety.

Pkt. 10c; oz. 15c; ¼ lb. 35c; 1 lb. \$1.00  
5 to 25 lbs. 90c per lb.

**WHITE GLOBE.** (44 days.) A large, round turnip of fine quality. It has small tops, grows rapidly, and gets very large, producing a heavy yield per acre. Resembles Purple Top White Globe except for color.

Pkt. 10c; oz. 15c; ¼ lb. 35c; 1 lb. \$1.00  
5 to 25 lbs. 90c per lb.

**SHOGGIN.** (50 days.) An aphid-resistant foliage turnip which resists the hot, dry weather. It produces an immense yield of upright growing foliage, excellent for freezing and canning. The roots are white, semi-globe shaped, but more largely planted for the tops which are large, thick, succulent, tender, and of finest mild flavor.

Pkt. 10c; oz. 15c; ¼ lb. 30c; 1 lb. 80c  
5 to 25 lbs. 70c per lb.



Purple Top White Globe

**PURPLE TOP WHITE GLOBE.** (50 days.) Ours is a very uniform and well colored strain of this popular variety. Roots globe-shaped, flesh and skin are white, with purple or red at the stem end above ground. Fine grained and sweet, of superior quality. Grown extensively in Florida for shipment to northern markets.

Pkt. 10c; oz. 15c; ¼ lb. 30c; 1 lb. 80c  
5 to 25 lbs. 70c per lb.

**WHITE EGG.** (45 days.) An early, oval or egg-shaped variety with clear white roots of medium size. The flesh is white, firm, fine grained and sweet.

Pkt. 10c; oz. 15c; ¼ lb. 30c; 1 lb. 80c  
5 to 25 lbs. 70c per lb.

# R U T A B A G A

Plant 1 pound per acre.

In the garden plant one packet to 100 feet of row.

**Culture.** Rutabaga is best grown as a late fall and winter crop. Planted in rows 2 feet apart, and the plants thinned to about 5 to 6 inches in the row.

**AMERICAN IMPROVED.** (90 days.) The smooth roots attain a much larger size than turnips, slightly oblong, pale yellow with purple top, and with a very small neck. Flesh is yellow, solid, tender.

Pkt. 10c; oz. 15c; ¼ lb. 30c; 1 lb. 80c  
5 to 25 lbs. 70c per lb.



VIGORPAK SEED. Your insurance against loss in germination and vigor • Loss from pests • Waste from mixture

# WATERMELON

*Plant 1 pound of seed per acre.*

*In the garden plant 1 packet to 75 feet of row for a family of 3 to 4 people.*

**Culture.** Watermelons may be grown on nearly all kinds of Florida soils that have good drainage, but rolling, sandy pine land is preferred. In general, new land is best for this crop in order to avoid diseases. The field should be checked off, planting in hills 8 feet apart each way or 7 by 9 feet. Plant  $\frac{1}{2}$  to 1 inch deep, and plants thinned to 2 or 3 plants per hill when they are still small and when all danger of frost is past, later thinning to 1 plant per hill. The most successful growers apply 600 to 800 lbs. of fertilizer mixture about a week before planting the seed. A second application of 400 to 600 lbs. of fertilizer or top dressing may be made if necessary when the vines begin to run. The first planting of watermelons for an early crop in south Florida starts early in December. In central Florida planting begins January 1st and extends to about February 15th. Plantings in north Florida are made 2 to 3 weeks later. For earlier melons use **Hotkaps**. (See page 75).



**Congo**

For pollination of watermelons, see second paragraph under cucumber culture—page 16.

All our melon seed is now treated to control seed-borne diseases and to give better stands especially if planted early in cold ground. For disease and insect control (see page 56.)

The number of days after each variety indicates the time from seed planting to ripe fruit.

*All prices quoted are postpaid.*

*Write for special prices on larger quantities.*

**FAIRFAX.** (92 days.) This variety was developed by the U.S.D.A. Vegetable Breeding Laboratory at Charleston, S.C. It has the general appearance, shape and color of Garrison but is distinguishable by a darker green stripe on the light green base. Also it has a hard rind in contrast to the soft rind of Garrison, thus making it a good shipping melon, but the flesh texture and edible quality (sugar content) do not compare with Garrison. It produces a melon up to 50 pounds, but will have an average weight of 30-35 pounds. Relatively resistant to hollow-heart and develops less "gourd-neck" and blossom end rot than most long melons. Fairfax is resistant to both fusarium wilt and anthracnose. The vines are vigorous and hardy and show considerable capacity to withstand adverse weather.

**Pkt. 10c; oz. 20c;  $\frac{1}{4}$  lb. 55c; 1 lb. \$1.50**  
5 to 25 lbs. \$1.40 per lb.

**GARRISON.** (95 days.) We offer the genuine strain of this prized variety. Fruits are uniformly cylindrical in shape, very large, long with a thin, tender rind. The color is white and green striped, the green stripes usually being broken. Delicate flavor, sweet and tender meat, and grows to weigh 40 to 50 pounds, if the vines are pruned to one or two good shaped melons per plant. Because of its high edible quality and large size it is popular and commands premium prices. It is not a shipping melon because of the brittle, easily broken rind, but is extensively for local markets.

**Pkt. 10c; oz. 20c;  $\frac{1}{4}$  lb. 55c; 1 lb. \$1.50**  
5 to 25 lbs. \$1.40 per lb.

**CONGO.** (90 days.) This outstanding disease-resistant variety, resistant to both fusarium wilt and anthracnose diseases. The vines remain green longer than other varieties to protect the melons from sun burning. Congo has an exceedingly hard, tough rind which resists breakage and bruising in transit. In addition to these good qualities it possesses many other desirable features. It is a heavy yielder of large size melons, under good growing conditions ranging from 32 to 40 pounds. Similar in size and shape to Garrison but having a darker green rind with darker stripes. It is free of the tendency to produce gourd necks. Flesh of attractive bright red color, of excellent quality and flavor, ripening well out to the rind, with small white seeds having light tan smears, and very attractive interior appearance. This variety does not need as heavy fertilization as other varieties, and little if any, side dressing with nitrogen fertilizer should be used because heavy nitrogen may cause hollow heart or separation of the flesh. Melons of this variety should be harvested just before full maturity to avoid hollow hearts.

**Pkt. 10c; oz. 20c;  $\frac{1}{4}$  lb. 55c**

VERIFIED\*

1 lb. \$1.80; 5 to 25 lbs. \$1.70 per lb.

FLORIDA STATE CERTIFIED

1 lb. \$1.75; 5 to 25 lbs. \$1.65 per lb.

## \*VERIFIED WATERMELON SEED

Associated Seed Growers, Inc. verifies that these seeds were: (1) grown in California, in an area free from anthracnose; (2) grown from seed stock tested and approved by the Asgrow Breeding and Research Department; and (3) are the product of a crop that was inspected by trained Asgrow fieldmen and found to meet the standards for freedom from disease and for trueness to variety type established by the Asgrow Quality Control Department.

ASSOCIATED SEED GROWERS, Inc.  
New Haven, Connecticut



**OUR MELON SEED IS PRODUCED FROM SPECIALLY SELECTED STOCK SEED  
WE HAVE SPECIALIZED IN WATERMELON SEED FOR MANY YEARS**

**FLORIDA GIANT (BLACK DIAMOND or CANNON BALL).** (92 days.) The vines are of vigorous growth and produce large, nearly round, solid dark green-skinned melons, with thick rind and firm, rather coarse grained and fibrous, sweet, deep red, attractive flesh with small black seeds. Very hardy, and withstands poor growing conditions better than most other varieties. Because of the dark green rind, it is in great demand, always having a fresh appearance. Has grown in favor among commercial melon growers in Florida. Also a desirable home garden variety.

**Pkt. 10c; oz. 15c; ¼ lb. 45c; 1 lb. \$1.30  
5 to 25 lbs. \$1.20 per lb.**

**BLACK DIAMOND—OKLAHOMA CERTIFIED.** (92 days.) Our certified Black Diamond or Cannon Ball is produced for us by one of the best watermelon seed growers in Oklahoma and the fields are thoroughly inspected and certified by the Oklahoma Crop Improvement Association. No finer strain of seed of this popular variety can be secured anywhere at any price. Not a melon is shipped from our Oklahoma seed growing fields, and seed is saved from only the earliest maturing, largest sized and best shaped melons. **This certified seed is sold only in 1-lb. sealed bags** with the official Oklahoma Crop Improvement Association Certification tag attached to each sealed bag.

**1 lb. \$1.75; 5 to 25 lbs. \$1.65 per lb.**



**CHARLESTON GRAY.** (92 days.) This is one of the most promising varieties recently introduced. Developed by the U.S.D.A., Southeastern Breeding Station at Charleston, S. C. it is highly resistant to both fusarium wilt and anthracnose. It makes a long, grey melon very slow to "sunburn", with a tough but not particularly thick rind, very striking in appearance when cut, with red meat and black seed. It is of delicious flavor and quality. A good yielder and very uniform in size, averaging under good growing conditions about 28 to 35 lbs. Will stay in the field in good condition for several days after it is ripe. This, along with its high resistance to the two most serious diseases of watermelons, makes it especially valuable for home garden use and to hold for a strong market. This new variety offers much promise as a high quality, disease-resistant, good shipping type melon for Florida.

**Pkt. 10c; oz. 20c; ¼ lb. 60c**

**VERIFIED\***

**1 lb. \$2.20; 5 to 25 lbs. \$2.10 per lb.**

**FLORIDA STATE CERTIFIED**

**1 lb. \$2.00; 5 to 25 lbs. \$1.90 per lb.**

**NEW HAMPSHIRE MIDGET.** (65 days.) This small icebox type melon, weighing 3 to 5 lbs. is attracting attention in Florida for home use, roadside stands, and local markets.

It is the earliest of all watermelons making ripe fruits in from sixty to seventy days from seed. The vines lack vigor, but are prolific, setting many small melons, round to slightly elongated in shape with a light grey mottled rind, which is very thin and tender. Flesh is a beautiful deep red with small black seeds.



*New Hampshire Midget*

**Pkt. 10c; oz. 20c; ¼ lb. 55c**

**VERIFIED\***

**1 lb. \$1.85; 5 to 25 lbs. \$1.75 per lb.**

**FLORIDA STATE CERTIFIED**

**1 lb. \$1.75; 5 to 25 lbs. \$1.65 per lb.**



*Blackstone*

**BLACKSTONE.** (90 days.) A new anthracnose resistant variety of Black Diamond type for shipping, developed at the U.S. Regional Vegetable Breeding Laboratory, Charleston, S. C. Earlier maturing than Black Diamond, with better flesh quality and higher sugar content; intended for commercial production and home garden use throughout the South. Not resistant to fusarium wilt. Fruits large, 30 to 35 lbs., with dark green rind and yellowish ground spot. Flesh bright red, crisp, and sweet. Seeds large, stippled black.

**Pkt. 10c; oz. 20c; ¼ lb. 55c**

**VERIFIED\***

**1 lb. \$2.30; 5 to 25 lbs. \$2.20 per lb.**

**SUGAR BABY**—A small icebox type watermelon weighing from 6 to 10 lbs. Early and prolific, perfectly round, with a thin hard tough rind, which is desirable for shipping. The melons are distinctly striped when immature, but become almost black when ripe. Inside appearance and flavor good. This melon is considered superior to other types of the icebox melons presently grown.

**Pkt. 10c; oz. 30c; ¼ lb. 90c**

**VERIFIED\***

**1 lb. \$2.30; 5 to 25 lbs. \$2.20 per lb.**

# FIELD CORN

(For Sweet Corn, See Page 18.)

Plant 7 pounds (½ peck) per acre or 56 pounds (1 bushel) to 8 acres.

To increase yields with field corn in Florida two things are essential, namely closer spacing and ample fertilizer. On good land 20 to 26 inch spacing in 38-inch rows is best with 500 lbs per acre of fertilizer at planting time followed by side dressings of nitrate of soda up to 300 lbs. per acre about 5 weeks after planting.


The number of days indicated after each item represents the time from seed planting to harvest under average spring conditions in Florida.

Write for special prices on larger quantities.

All prices quoted are subject to change without notice.

**FUNK'S G-737A HYBRID.** (95 days.) This new yellow corn has given excellent results in numerous commercial trials in the Everglades muck and offers fine possibilities for other sections of the state. It consistently makes high yields (two ears per stalk) of attractive, medium large ears, well covered to the tips with hard, semi-flint yellow kernels, with extra heavy shuck, very weevil resistant and of excellent keeping quality. Makes strong, sturdy stalks which stand drouth better than many others.


¼ lb. 25c; 1 lb. 60c; 2 lbs. \$1.00, postpaid. Not prepaid, 14 lbs. (pk.) \$3.25; 56 lbs. (bu.) \$11.90



Funk's G-737A Hybrid

**CUBAN YELLOW FLINT.** (96 days.) This special strain is deep rooted, therefore can be given closer spacing than other varieties. If given close spacing it will yield as much as any prolific corn with two ears on 20% to 25% of the plants. Produces larger ears, longer grains, and heavier yields than other strains of this variety. Weevil resistant due to the long, tight, heavy and very tough husks. Seed is lemon to orange-yellow in color, with about 95% white cobs. Produces well in wet or dry seasons, and is recommended in all parts of Florida where extreme resistance to weevil damage is desired.

¼ lb. 15c; 1 lb. 45c; 2 lbs. 75c; postpaid  
Not prepaid, 14 lbs. (pk.) \$1.65; 56 lbs. (bu.) \$6.00



Dixie 18 Hybrid

**DIXIE 18 HYBRID (Certified).** (93 days.) Dixie 18 is the best yellow hybrid corn for central and north Florida and south Georgia; a heavy yielder, averaging 2 ears per plant. Yields of 80 to 100 bushels per acre have been reported. The plants are relatively short, sturdy and very vigorous, with a deep root system, resisting wind damage, lodging and drouth. The ears are uniform and borne low down on the plant. It makes a semi-hard corn and is very desirable for "hogging off". The grain is yellow and intermediate in texture being harder than Whatley. Has good resistance to weevil.

¼ lb. 15c; 1 lb. 45c; 2 lbs. 75c; postpaid  
Not prepaid, 14 lbs. (pk.) \$2.25; 56 lbs. (bu.) \$8.50

**IMPROVED GOLDEN DENT.** (86 days.) A wonderful yielder, and does splendidly here in Florida. It is planted extensively for early use, but is too soft for a general crop. Has large, deep, broad grains, and is desirable for early feed.

¼ lb. 15c; 1 lb. 45c; 2 lbs. 75c; postpaid  
Not prepaid, 14 lbs. (pk.) \$1.65; 56 lbs. (bu.) \$6.00

## Roasting Ear Corn

(For Sweet Corn, See Page 18)

Plant 7 pounds (½ peck) per acre. In the garden make two plantings at different times. Plant ¼ pound to 200 feet of row.

Write for special prices on larger quantities.

**OKLAHOMA SILVERMINE.** (82 days.) A heavy yielder of large ears. The cobs are covered with 14 to 18 rows, and run from 11 to 12 inches in length. Very resistant to worm damage. An excellent variety for shipping, with a heavy dark green husk that holds its color in shipment and on the market.


¼ lb. 15c; 1 lb. 50c; 2 lbs. 85c; postpaid  
Not prepaid, 14 lbs. (pk.) \$2.00; 56 lbs. (bu.) \$7.00

**SOUTHERN SNOWFLAKE.** (80 days.) The ears are large, broad kernels, and of very attractive appearance. The long tight husks protect the ears from worms.

¼ lb. 15c; 1 lb. 50c; 2 lbs. 85c; postpaid  
Not prepaid, 14 lbs. (pk.) \$1.75; 56 lbs. (bu.) \$6.50

**NORFOLK MARKET (Trucker's Favorite).** (76 days.) A leading variety for roasting. Kernels medium wide and deep, fairly tender and sweet.

¼ lb. 15c; 1 lb. 50c; 2 lbs. 85c; postpaid  
Not prepaid, 14 lbs. (pk.) \$2.00; (bu.) \$7.00



Beautiful lawns can be grown in Florida to enhance the appearance of your Florida home.

## Lawn and Golf Course Grasses for Florida

All grass seed prices quoted are f.o.b. Plant City except lb. lots which are postpaid.

Write for prices on larger quantities.

Kilgore's Lawn Grasses are especially adapted to Florida conditions.

All grass seed prices quoted are subject to change without notice. Bitter Blue-Stemmed St. Augustine and Centipede Grass are used only for lawns. The other grasses listed and described on this page are used for lawns, golf courses and for pastures. For information on "When to plant grass seeds in Florida" see page 5. For lawn and golf course fertilizers see page 66. For lawn grass pesticides and supplies see page 57 and 74.

### BERMUDA GRASS

Unhulled—For lawns sow 2 to 4 pounds per 1000 square feet.

For pasture, sow 25 pounds per acre.

Hulled—For lawns sow 1½ to 2 pounds per 1000 square feet.

For pastures sow 15 to 25 pounds per acre.

Bermuda grass is of fine texture, can be maintained green practically the year around, is a rapid grower and produces a lush, green carpet of turf though it requires careful attention in maintenance. Frost will turn it brown for a short period, but it soon regains its green color. It prefers loam or clay soil and will grow well on sand or muck. 20 to 30 pounds per 1000 square feet of a complete fertilizer such as Vigoro or Vertagreen should be applied twice a year. Frequent weeding is desirable. A thorough watering every 5 to 7 days during periods of drouth should be sufficient. The grass may be clipped closely (¾ to 1 inch) and frequently. Bermuda will not grow in shade. It spreads by surface runners and by underground root stalks. Seed can be planted from March to November.

#### Unhulled Bermuda Grass

1 lb. 65c; 10 lbs. \$3.10; 25 lbs. \$7.25; 100 lbs. \$28.00

f.o.b. Plant City, except pound lots which are prepaid.

#### Hulled Bermuda Grass

The almost watertight husks of the seed have been removed, facilitating quicker, surer results, the seed germinating more uniformly and in a much shorter time with proper moisture conditions.

1 lb. 80c; 10 lbs. \$4.60; 25 lbs. \$11.00; 100 lbs. \$43.00

f.o.b. Plant City, except pound lots which are prepaid.

### BAHIA GRASS

For Pasture See Page 41.

For Lawns sow 100 to 150 pounds per acre or 2 to 3 pounds per 1000 square feet. For pastures sow from 10 to 15 pounds per acre.

#### Pensacola Bahia Grass

This variety of grass is sometimes used for low maintenance lawns. It is of fine texture and will remain green most of the winter (longer than Centipede grass). Will tolerate dry or infertile soils, but makes an open, generally less attractive turf or lawn than regular lawn grasses. It is somewhat difficult to mow, especially when rapid growing seed shoots develop during the summer, but should not be mowed closer than 1½ to 2 inches. It requires fertilization in mid-spring and late summer, with a complete fertilizer such as Vigoro or Vitagreen. It is susceptible to damage from salt spray, but is relatively free of insect and disease troubles. Spring and early summer are the best periods for planting. Seeds are somewhat slow to germinate, sometimes requiring several weeks. The seedbed should be kept moist until germination occurs. Sow seed at the rate of 2 to 3 pounds per 1000 square feet. "Common" Bahia should never be used for lawns.

1 lb. 60c; 10 lbs. \$2.80; 25 lbs. \$6.50; 100 lbs. \$25.00

#### Argentine Bahia Grass

Makes a semi-erect grass generally more vigorous than other Bahias with leaves wider than Pensacola but slightly narrower than Common. Adapted to all kinds of soils from high dry sand to low wet areas. Just as frost-resistant as Pensacola. For best results sow seed in late fall or early winter one-half to one-inch deep.

1 lb. 60c; 10 lbs. \$2.80; 25 lbs. \$6.50; 100 lbs. \$25.00

(Lawn Grasses Continued on page 40.)



### COMMON RYE GRASS

*For Lawns Sow 350 to 400 Pounds Per Acre.*

*Or 10 Pounds Per 1000 Square Feet.*

*For Temporary Winter Pasture Sow 50 Pounds Per Acre.*

This is a valuable and desirable fall and winter grass for Florida, but it does not make a permanent lawn. It dies out in warm weather of late spring and early summer. For quick covering of lawns and golf courses in winter it is unsurpassed. Do not plant in Florida before October or later than March. It will make a vigorous, luxuriant growth throughout the fall, winter and early spring but must have plenty of water. A common practice in Florida is to seed Italian Rye grass on other brown lawns or in brown unsightly spots of old lawns in the fall and winter for a velvety green appearance. Plant  $\frac{1}{2}$  lb. to 100 square feet right on top of old lawn after loosening the surface soil. Keep soil moist until seed sprouts.

**1 lb. 40c; 10 lbs. \$1.15; 25 lbs. \$2.40; 100 lbs. \$8.50**

### BITTER BLUE-STEMMED ST. AUGUSTINE GRASS

*Use one bushel of sprigs per 200 to 300 square feet.*

This is one of the most popular lawn grasses for Florida. It is quick to establish, rather coarse in texture, but easy to mow, and remains green the year around. It should be cut at a height of 2 inches. Severe cutting back is quite harmful. It should be fertilized two or three times a year at the rate of 20 pounds per 1000 square feet with a complete fertilizer such as Vigoro or Vertagreen. St. Augustine is our best shade grass and will grow on alkaline as well as slightly acid soils. It is very salt tolerant and can be grown along the beaches where a good soil base is provided. It can be grown by vegetative propagation only. Sprigs should be planted in well prepared soil, setting about 6 x 9 inches apart. For chinch bug control in St. Augustine lawns see page 57.

**1 Bu. \$2.50; 5 bu. \$2.40 per bu.; 10 bu. \$2.25 per bu.**

*Not prepaid. Available April to November. Shipped only by express direct from a Florida nursery.*

*For further information on lawns, write the Florida Agricultural Experiment Station, Mailing Department, Gainesville, Florida, for a free copy of Bulletin 518 entitled "Lawns in Florida" and for Circular S-96 entitled "Insects and other Pests of Lawns and Turf."*

### CARPET GRASS

*For Lawns Sow 100 to 150 Pounds Per Acre or 2 to 4 Pounds per 1000 Square Feet*

*For Pastures 25 Pounds Per Acre.*

Carpet grass is particularly well adapted to low moist soils and does not require much fertilization, but needs plenty of moisture. This grass is not suited to drouthy conditions or to sweet soils with a high pH. It turns brown in the winter, is not at all salt tolerant nor will it stand much shade. Keep mowed to a height of 2 inches. Plant in the spring from March to July, or in fall from October to December.

**1 lb. 75c; 10 lbs. \$4.30; 25 lbs. \$10.25; 100 lbs. \$40.00**

### CENTIPEDE GRASS

*Sow 4 to 6 ozs. of Seed per 1000 Square Feet.*

*Use one bushel of sprigs per 300 to 400 square feet.*

This is considered the best low maintenance grass for Florida. It is adapted to a wide range of soils including high sand hills, and will tolerate infertile acid soils, can get by on a minimum of fertilizer and water, and is relatively free of insect pests and diseases. It will not do well on alkaline or sweet soils but makes best growth on acid soils. A light spring and/or fall application—10 to 15 pounds per 1000 square feet, should be sufficient for best results. **Do not over-fertilize.** The fertilizer should be watered in. In periods of extended drouth a thorough watering every 5 to 7 days should be sufficient, wetting the soil 4 to 6 inches deep each time. It is quick to establish and easy to mow to a height of 1½ inches. However, it turns brown during the winter, does not tolerate shade and salt spray as well as St. Augustine, and does not grow well in alkaline soils or in dense shade.

#### Centipede Grass Seed

**1 oz. \$1.00; ¼ lb. \$3.95; ½ lb. \$7.75; 1 lb. \$14.95**

*Postpaid*

#### Centipede Grass Sprigs or Roots

Centipede sprigs or root runners 3 to 5 inches long should be planted in rows 10 to 12 inches apart, 4 to 5 inches apart in the rows. Insert sprigs in the ground, leaving about an inch showing. Give frequent watering until plants are rooted firmly.

**1 bu. \$2.25; 5 bu. \$2.15 per bu.; 10 bu. \$2.00 per bu.**

*Not prepaid. Available April to November. Shipped only by express direct from a Florida nursery.*

*Write Mail Order Department, Kilgore Seed Co., Plant City, Fla., for instructive folder on "Centipede Grass Lawns."*

# PASTURE GRASSES

All prices quoted are f.o.b. Plant City except 1 lb. and 2 lb. lots which are prepaid.

Write for prices on larger quantities.

All prices quoted are subject to change without notice.

To get better growth and increase soil nitrogen, it is essential to inoculate seed of all leguminous crops—clovers, cowpeas, crotalaria, hairy Indigo, lupines, peanuts, sesbania, etc. (See page 69). Bermuda, Carpet and Italian Rye Grass are used for pasture as well as lawns. (See pages 39 and 40.)

## BAHIA GRASS FOR PASTURES

Sow 10 to 15 pounds broadcast per acre.

Bahia grass is established with seed planted  $\frac{1}{4}$  to  $\frac{1}{2}$  inch in depth, during any month of the year in Florida. In order to insure better germination all Bahia grass seed is scarified before delivery to our customers. Widely adapted. Will grow in dry soils because of deep root system. Makes one of Florida's best permanent pasture grasses.

**Common Bahia.** A low growing perennial, spreading by short, stout, woody runners which root heavily with large fibrous roots forming tough sod, even on drouthy, sandy soils. Leaf blades shorter and coarser than Pensacola but usually less than  $\frac{1}{2}$  in wide.

1 lb. 60c; 10 lbs. \$2.80; 25 lbs. \$6.50; 100 lbs. \$25.00

**Pensacola Bahia.** Narrow leaf, tall, erect-growing strain of Bahia grass, very hardy, claimed to stand cold weather conditions better than Common. Pensacola variety seed usually germinates quicker and stronger than Common. Succeeds on wide range of soils. Has heavy root system and withstands drouth better than other pasture grasses. For best results fertilize with 500 lbs. per acre of a complete fertilizer. Prevents erosion and provides very palatable pasturage. Withstands heavy grazing and is very resistant to trampling by livestock.

1 lb. 60c; 10 lbs. \$2.80; 25 lbs. \$6.50; 100 lbs. \$25.00

## Argentine Bahia

Make a semi-erect grass generally more vigorous than other Bahias, with leaves wider than Pensacola but slightly narrower than Common. Adapted to all kinds of soils, from high dry sand to low wet areas. Just as frost-resistant as Pensacola. For best results sow seed in late fall or early winter one-half to one-inch deep.

1 lb. 60c; 10 lbs. \$2.80; 25 lbs. \$6.50; 100 lbs. \$25.00

## SWEET SUDAN GRASS

Sow 10 pounds in drills or 20 pounds broadcast per acre.

Resembles common Sudan in plant habit and yield, but is sweet and juicy, more productive and resistant to several foilage diseases, which attack common Sudan. Grazing tests have indicated that cattle prefer Sweet Sudan to common Sudan. Sow from March to Sept. 1 lb. 50c; 10 lbs. \$1.50; 25 lbs. \$3.25; 100 lbs. \$12.00

## BEGGARWEED (Florida Clover)

Sow 10 pounds per acre.

Perfectly adapted to Florida sandy soil. Makes fine pasture, nutritious hay. For best quality hay, cut crop when 3 to 4 feet high, or at beginning of blooming period. Sow from April to August. Cover seed lightly, inoculate seed with Nitragin. (See page 69.)

1 lb. 95c; 10 lbs. \$6.30; 25 lbs. \$15.25; 100 lbs. \$60.00

## ALFALFA-HAIRY PERUVIAN

Sow 20 pounds per acre.

A valuable forage and hay crop for Florida. Does well in central and south Florida where it is used extensively by dairy and cattle farmers. Does best on moist, dark sandy soils (not subject to flooding). Also does well on muck. Soil should be tested before starting seedbed and apply sufficient limestone several months in advance of seeding worked deep into soil to correct pH. The pH should be brought up to 6.5 or 6.8. Extra lime can be applied after the seedbed has been prepared if pH is too low. After plowing, firm seedbed by disking and cultivating. Broadcast, 1000 pounds per acre of fertilizer high in proshphoric acid and potash plus 20 pounds of borax ahead of seeding. Inoculate seed with double recommended rate of inoculant. Use cultipacker type of seeder, and seed from September to January at rate of 20 pounds per acre, when soil is moist. After seeding apply 500 pounds of a phosphoric acid-potash fertilizer broadcast in 60 to 90 days.


1 lb. 65c; 10 lbs. \$3.50; 25 lbs. \$8.25; 100 lbs. \$32.00

## ALYCE CLOVER

Sow 10 to 15 pounds per acre.

Used as cover crop, soil builder, for hay, and as pasture plant. Best time for planting is during spring. Must be planted on well drained soil free of contamination with root knot. Seed should be planted on well prepared ground and covered very lightly. Pack soil after seeding. Makes palatable hay. Cut for hay when it begins to flower. A good soil builder. Most economical fertilizer application is 200 to 400 pounds per acre of 0-16-16 or 0-14-14 mixture.

1 lb. 45c; 10 lbs. \$1.50; 25 lbs. \$3.25; 100 lbs. \$12.00



White Clover Pasture.

Photo courtesy of Florida Experiment Station

# CLOVERS

All prices quoted are subject to change without notice. Prices quoted are f.o.b. Plant City except 2 lb. lots or less which are postpaid.

Write for prices on larger quantities, indicating variety and quantity desired.

## ANNUAL SWEET CLOVER

Sow 8 to 12 pounds per acre of inoculated seed alone, or 3 to 5 pounds per acre in mixed clover plantings.

A most valuable annual legume crop for grazing and soil improvement. Sow in Florida from Sept. through Jan., although from Oct. 15 to Nov. 15 sowing is best. Makes a rapid growth, and widely adapted, growing best on moist soils. Does not tolerate very close grazing. Grazing reaches peak during March and April. Liming soil heavily and applying 400 to 600 pounds of a fertilizer high in Phosphoric Acid and Potash at planting time is recommended.

**Huban (Sweet).** The best and most promising commercial variety for Florida.

1 lb. 60c; 10 lbs. \$1.95; 25 lbs. \$4.40; 100 lbs. \$16.50

**Floranna (Sweet).** This new variety developed by the Florida Agricultural Experiment Station from hardy strains found volunteering is best adapted to Florida soil and climatic conditions. It outyields and comes through drouth and cold weather better than other varieties.

1 lb. 60c; 10 lbs. \$2.50; 20 lbs. \$5.75; 100 lbs. \$22.00

## WHITE CLOVER (Louisiana grown)

Formerly listed as "White Dutch"

Sow 4 to 6 pounds per acre alone, or 2 to 3 pounds per acre in a mixture.

Recommended principally for mixture in perennial pastures. Furnishes abundant grazing throughout the year in the South. Also useful for lawns, especially in mixtures. Does well with Bermuda Grass. Succeeds best on moist ground and during wet seasons. Sow in the late fall and early winter. Fertilize with 400 to 500 lbs. per acre of 0-14-10 mixture.

1 lb. \$1.35; 10 lbs. \$10.30; 25 lbs. \$25.25; 100 lbs. \$100.00

## LADINO CLOVER (Certified)

This is a large form of White Clover. It grows rapidly and spreads by creeping stems that root at the nodes. Sow in late fall or early winter. Used for soil improvement, pasture and hay. Does best on fertile, moisture retaining soils.

1 lb. \$1.00; 10 lbs. \$6.80; 25 lbs. \$16.50; 100 lbs. \$65.00

## KENLAND RED CLOVER (Certified)

Sow 4 to 6 pounds per acre.

This clover is rapidly gaining in popularity in Florida as a luxuriant hay and pasture crop for cattle and hogs. It has a longer active growing season than some other legumes. Fertilize with 400 to 600 lbs. per acre of a 0-14-10 or 0-10-10 fertilizer mixture just before planting time. Seed from September to December. Grows well with Bermuda and Bahia grass. For hay cut when in full bloom. It makes good growth in April, May and June when White Dutch and Crimson clover don't do so well.

1 lb. 90c; 10 lbs. \$5.80; 25 lbs. \$14.00; 100 lbs. \$55.00



Thin Shelled Purple Hull (Dixie Queen)

# COW PEAS

All prices quoted are subject to change without notice and are f.o.b. Plant City except 2 lb. lots or less which are postpaid. Write for prices on larger quantities.

## CULTURE

Table varieties are sown in drills three to four feet apart. The amount of seed per acre depends upon the size of seed, which varies with varieties. Fertilize up to 300 lbs. per acre. Inoculate seed with Nitragin. (See page 69.) For insect control see page 54.

## TABLE VARIETIES

Sow 20 to 45 pounds per acre in drills with table varieties.

In the garden 1/2 to 3/4 pounds to 150 foot row.

### TEXAS CREAM 40 (Improved Bush Conch.) (62 days.)

This variety of Conch pea is very early. A bunch type, the stocky vigorous upright growing plants making a bush about 24 inches tall. Pods are oval, medium green, straight, and closely filled with light green, tender peas. Seeds white.

1/4 lb. 20c; 1 lb. 60c; 2 lbs. \$1.10  
15 lbs. (pk.) \$3.65; 60 lbs. (bu.) \$14.00

**RUNNING CONCH.** (80 days.) This variety makes a long spreading vine, matures relatively early for a running variety, and has an exceedingly long bearing period, bearing an immense crop. It does well for late planting, and makes a good, late summer crop.

1/4 lb. 15c; 1 lb. 35c; 2 lbs. 60c, postpaid.

Write for prices on larger quantities.

**CALIFORNIA BLACKEYE NO. 5 (Early Wilt-Resistant Ramshorn)** (65 days.) It is resistant to nematodes (root knot) and cowpea wilt. Very early and prolific, making a great number of 10 to 12 inch long pods on an upright vine. Uniform in size, growth and maturity, and flavor.

1/4 lb. 20c; 1 lb. 55c; 2 lbs. \$1.00  
15 lbs. (pk.) \$2.65; 60 lbs. (bu.) \$10.00

**CALIFORNIA BLACKEYE NO. 7 (Giant Wilt Resistant Ramshorn).** (70 days.) A vigorous heavy yielding pea. About 10 days later than the Early Wilt-Resistant Ramshorn Blackeye. The peas are much larger than the regular Blackeyes and can be used both green and dried.

1/4 lb. 20c; 1 lb. 55c; 2 lbs. \$1.00  
15 lbs. (pk.) \$3.00; 60 lbs. (bu.) \$11.00

**ALABAMA CROWDER.** (70 days.) The very vigorous bush is of the semi-runner type. The large, straight pods average about 8 to 9 inches in length and are of very attractive appearance. A sure cropper, heavy yielder, and well adapted to Florida growing conditions.

1/4 lb. 20c; 1 lb. 60c; 2 lbs. \$1.10  
15 lbs. (pk.) \$4.25; 60 lbs. (bu.) \$16.00

**THIN SHELLLED PURPLE HULL. (Dixie Queen).** (75 days.) Vines make vigorous branching growth, and do best when planted in three-foot rows. Very productive. Pods ripen to a deep purple color, are very large, long, slightly curved, well filled with large seeds of high edible quality.

1/4 lb. 20c; 1 lb. 65c; 2 lbs. \$1.15; pk. \$5.25; bu. \$20.00

## FIELD VARIETIES

Sow 1 to 1 1/2 bushels per acre broadcast with field varieties.

A bushel weighs 60 pounds.

**BRABHAM.** Is resistant to wilt and root knot, makes fine, vigorous growth of vines, is early, and when planted in March, April or May good cuttings of hay can be made. Also a very good soil builder.

1 lb. 45c; 2 lbs. 80c; pk. \$1.50; bu. \$5.50

**MIXED.** Mixed Cowpeas produce an exceedingly heavy growth of vines for forage or soil improvement.

1 lb. 40c; 2 lbs. 75c; pk. \$1.25; bu. \$4.50

# FIELD SEED

All prices quoted are subject to change without notice and are f.o.b. Plant City except 2 lb. lots or less which are postpaid.

Write for prices on larger quantities.

For information on "When to Plant Field Seed in Florida" see page 5.

## BENE (SESAME)

Sow 3 to 5 pounds per acre drilled.

Produces flowers, followed by seed pods, which scatter oily seeds in profusion, attracting quail and other game birds. Valuable for poultry feed. Plant from March to June, drilling seed thinly in rows 3 to 4 feet apart. We have only the native giant or tall variety growing to a height of from 4 to 6 feet, and rather spreading.

¼ lb. 25c; 1 lb. 80c; 10 lbs. \$4.30; 25 lbs. \$10.25  
100 lbs. \$40.00

## CHUFAS

Plant 1 to 1½ pecks (10 to 15 lbs.) per acre.

(90 days.) This is a species of ground nut, easily grown, a useful hog fattening crop. Plant from April to August. Cultivation same as for bunch peanuts. Can be left in the ground until time to turn in hogs who do harvesting. On sandy loam soil best adapted for Chufas, plant in 2-ft. rows with plants 12 inches in the row, or in 3-ft. rows with plants 6 inches in the row.

1 lb. 50c; 2 lbs. 90c; 10 lbs. (pk.) \$2.25  
40 lbs. (bu.) \$8.00

## CROTALARIA

Sow 10 to 20 pounds of seed per acre.

Crotalaria is particularly desirable as a cover crop for groves, truck and farm lands, does well on all soils except muck. Is a legume, thus adding a large amount of nitrogen to soil. Is especially valuable because it is immune to nematodes causing root knot disease. Furnishing abundance of green material for humus. Sow broadcast March to June, on well prepared land.

**CROTALARIA—EARLY SPECTABILIS.** This vigorous growing, long leaved variety is not so fibrous as others, the growth is much heavier, and the stems are hollow. As a result it rots much quicker when plowed under. Spectabilis does well on high ground, but is best adapted to the better grades of sandy soils. Leaves, stems and seed of this Cortalaria plant, green or dry, are poisonous to poultry and livestock.

1 lb. 60c; 10 lbs. \$2.80; 25 lbs. \$6.50; 100 lbs. \$25.00



Crotalaria—Early Spectabilis

## HEGARI

See Sorghum, page 46

## INDIGO

(Indigofera hirsuta)

Sow three to five pounds per acre in 30 inch drills,

6 to 10 pounds broadcast.

A three purpose legume, used as a summer cover crop, for hay and for grazing. Used extensively as a cover crop by citrus growers in south Florida, as a grazing crop or for hay by cattlemen and as a cover crop by general farmers. Its feeding value compares fairly well with alfalfa, making a palatable and nutritious hay. It makes an ideal summer cover crop for citrus groves, harboring no troublesome insects, and reseeds itself year after year. Its very resistant to drought. The plants grow four to seven feet in height, and produce an abundance of hay and grazing. If grazed or harvested for hay before the stems become woody a second or third growth may be expected.

Seed may be planted not over an inch deep, from the middle of March to the later part of May, but early seedlings are preferable. Heavier seedings are desired for green manure or forage, lighter seeding for seed. On poor soil 300 to 500 lbs. per acre before seeding of a 0-10-10 or 0-14-10 fertilizer mixture is desirable. It will grow on a wide range of soils, but well drained sandy loam soils are best. It is sensitive to cold, is killed by first hard frost and is best suited to the section of Florida from Gainesville south, although the early strain can be grown successfully in north Florida and as far north as central Georgia. Highly resistant to root knot, but in general it is reasonably free from disease and insect injury.

## COMMON INDIGO

1 lb. 75c; 10 lbs. \$4.50; 25 lbs. \$10.75; 100 lbs. \$42.00

## EARLY INDIGO

1 lb. 80c; 10 lbs. \$4.80; 25 lbs. \$11.00; 100 lbs. \$43.00

## LUPINES

60 to 80 pounds with yellow and 70 to 90 pounds with blue per acre broadcast, or 50 to 60 pounds per acre in drills with a grain drill.

Lupines are adapted to north and central Florida as a winter legume cover crop. They are not affected by cold and because of their heavy yield make an ideal green manure crop. Plant from late September to December, preferably in late September or October, in well prepared soil, using between 250 and 300 lbs. of Superphosphate per acre.

**BITTER BLUE LUPINE.** This variety has rapidly grown in popularity as a soil builder. Normal growth is about waist high and normal weight of green matter 20-30 tons per acre. It produces about three times as much growth as Winter Peas, Hairy Vetch, etc. It protects the soil from erosion and restores humus and plant food removed by peanuts and other crops. Peanut and corn yields following Bitter Blue Lupine have been greatly increased. A good winter cover or green manure crop, but poisonous to livestock.

1 lb. 40c; 10 lbs. 90c; 25 lbs. \$1.75; 100 lbs. \$6.00

**BORRE SWEET (Blue).** This variety is the pasture and feed counterpart of Bitter Blue Lupine. Both plant and leaf are sweet to the taste and are relished by all kinds of livestock. Makes about the same growth and tonnage as Bitter Blue Lupine. Stock can be turned in on Sweet Blue Lupine as soon as it is about a foot high. The plants have a high protein value averaging approximately 18% of the dry matter.

1 lb. 50c; 10 lbs. \$1.45; 25 lbs. \$3.10; 100 lbs. \$11.50

(Continued on next page)

# FIELD SEED (Continued)

All prices quoted are subject to change without notice and are f.o.b. Plant City except 2 lb. lots or less which are postpaid. Write for prices on larger quantities.

## LUPINES (Continued)

**SWEET YELLOW LUPINE. (White seeded.)** More readily grazed by cattle than the Sweet Blue strains, and will recover more rapidly after grazing. More tender and less resistant to excessive cold than the Blue, and thus the Yellow Lupine is more particularly adapted to the southern portion of the Lupine belt than to the more northern areas.

1 lb. 55c; 10 lbs. \$2.30; 25 lbs. \$5.25; 100 lbs. \$20.00

## MILLET

Sow 6 to 8 pounds per acre in rows 2 feet apart.

Sow 20 to 25 pounds per acre broadcast for pasture.

**CATTAIL OR PEARL.** This is one of the best yielders of green forage and hay, continuing to grow and produce through the entire season if cut frequently enough to prevent its going to seed. Relished by all kinds of stock. Plant from March until September.

1 lb. 45c; 10 lbs. \$1.30; 25 lbs. \$2.75; 100 lbs. \$10.00

## STARR

A new variety of millet breed to last longer and be easier to manage. It appears to be the best of all summer temporary grazing crops for dairy cattle, beef cattle, and hogs on the lighter soils. Leafier than common millet and produces more tonnage. Apply several hundred pounds of complete fertilizer and up to 100 pounds of nitrogen per acre at planting time if soil fertility is low.

1 lb. 50c; 10 lbs. \$1.55; 25 lbs. \$3.40; 100 lbs. \$12.50

## OATS

Sow 5 pecks (40 lbs.) per acre in drills; broadcast 2 to 2½ bu. per acre. A bushel weighs 32 pounds.

Plant in drills 1½ feet apart and cover seed 2 to 3 inches deep. If the seed is broadcast, use tooth harrow. The best time to plant oats in Florida is October and November, but can be planted to January. Land should receive 300 to 400 lbs. per acre of complete fertilizer at planting, followed by a side-dressing of 150 to 200 lbs. Nitrate of Soda or its equivalent after the crop is half grown.

**VICTORGRAIN 48-93.** (120 days.) An early high yielding cold resistant variety, with strong, stiff straws that will withstand wind and storms. Resistant to most races of smut and rust, also tolerant to strains of blight. Victorgrain 48-93 is an improvement over the original strain and is highly recommended for Florida.


1 lb. 35c; 2 lbs. 50c; pk. 75c; bu. \$2.00



Victorgrain 48-93

**SOUTHLAND (Disease Resistant).** (125 days.) Is a vigorous growing oat with broad coarse leaves and a strong upright growth habit. Produces a large amount of very early forage. A spring type oat and is not cold-hardy, and where not injured by cold it produces an abundance of green pasture. Adapted to the Gulf Coast region and to north central Florida. Resistant to Victoria blight and to most races of Crown rust, it is susceptible to two races of this rust which have now become prevalent in Florida. It suffers little from stem rust, but it quite susceptible to Culm rot. Yields of forage and grain have been high under good cultural conditions. Grain is heavy and plump, free of hairs, white in color and of high quality. A good general purpose oat for Florida.

1 lb. 35c; 2 lbs. 50c; 8 lbs. (pk.) 85c; 32 lbs. (bu.) \$2.25



Southland

**FLORILAND.** (115 days.) Floriland has an intermediate to upright habit of growth. Floriland is early, heading approximately 10 days earlier than Southland. At maturity the variety is slightly taller and more uniform in appearance than Southland. The kernels are red, midsize, midplump and midlong. They have numerous non-twisted awns and abundant basal hairs of medium length. Floriland is highly resistant to prevalent races of crown rust and victoria blight.

1 lb. 40c; 2 lbs. 55c; 8 lbs. (pk.) 90c; 32 lbs. (bu.) \$2.50

## PEANUTS

Plant 1 bushel of seed per acre.

A bushel weighs 25 lbs., except Valencia 22 lbs. per bu.

In addition to the crop of nuts for hogs, peanuts yield a large quantity of nutritious dry forage. Dixie Runner peanuts are by far the best when grown to fatten hogs, as they can be left in the ground until eaten.

It is better to shell the seed that is to be planted. If planted in corn, a bushel will plant 4 acres, but where planted solid it requires a bushel of seed per acre, in 3-foot rows, dropping seeds in hills a foot apart. Plant from March to July. For best results inoculate peanuts with Nitragin. (See page 69.)

Most shelled peanuts are treated so they will keep better and longer, and also to protect them from rot and disease after they are planted and to increase the stand. Do not use Nitragin inoculation with treated shelled peanuts.

For Insect and Disease Control See Page 57.

**VALENCIA.** (100 days.) This variety is adapted for growing in light sandy soils. It fills the demand for a peanut that is large and contains more nuts than the common varieties. Pods are large well filled, usually containing 3 or 4 nuts.

1 lb. 60c; 5½ lbs. (pk.) \$1.85; 22 lbs. (bu.) \$6.75

(Continued on next page)



# FIELD SEED (Continued)

All prices quoted are subject to change without notice and are f.o.b. Plant City except 2 lb. lots or less which are postpaid.

Write for prices on larger quantities.



Dixie Runner

**DIXIE RUNNER.** (120 days.) This variety produces high yields like Spanish peanuts, in four years' tests averaging 53 per cent higher yields than the Florida Runner, and yet remains dormant after maturity like the regular Runners, thus being especially suited to "hogging off." It is a vigorous grower with more prostrate branches, and therefore is more apt to fill the spaces left by skips in the stand. Kernels are much like Florida Runner in size, shape, markings and color. Pods are somewhat lighter and brighter in color, shorter, thicker at the waist and more cylindrical in shape. In addition to high yield and dormancy characters, this variety possesses a valuable quality for shellers, as it shows less than 1 per cent of concealed damage, or decay of the interior of the kernels, which is a serious disadvantage of some varieties going to the shelling plants, and may average as high as 20 per cent concealed damage.

1 lb. 50c; 6½ lbs. (pk.) \$1.50; 25 lbs. (bu.) \$5.50

**Shelled and treated Dixie Runners.** One bushel of good Dixie Runners should yield about 15 lbs. shelled peanuts. Plant 25 lbs. per acre.

1 lb. 65c; 10 lbs. \$3.30; 25 lbs. \$7.75; 100 lbs. \$30.00

## DWARF ESSEX RAPE

Sow 4 pounds in drills or 8 to 10 pounds broadcast per acre.

For early spring, fall or winter planting to give quick green forage or grazing for hogs and poultry. While mostly planted in fall and early winter, it may be planted in early spring, but it will not stand much warm weather. It makes a quick succulent growth. It can be planted in rows like turnips, or broadcast covering by a light harrowing. It is ready for grazing in eight to ten weeks after planting. After cutting, or grazing, it keeps coming out again. Rape can be sown with fine results any month from September to March. It is a splendid green feed and forage crop relished by all kinds of stock and especially by milk cows.

Pkt. 10c; 1 lb. 55c; 10 lbs. \$2.30; 25 lbs. \$5.25  
100 lbs. \$20.00

## RICE

Sow ½ bushel (22 lbs.) per acre.

Rice makes fine feed for both stock and poultry. Prepare the ground thoroughly, drill ½ bushel per acre in 2½-foot rows and cultivate a few times. Should be planted in March or April so that it may mature at a time to miss the rice-bird season. If planted in June and July it will also miss the bird season.

**BLUE BONNET (Gopher).** A popular variety for Florida, generally known as Upland Rice, but will also do well on low land. Grains heavy, broad, and flat.

1 lb. 35c; 2 lbs. 60c; pk. \$1.60; bu. \$6.00

**ZENITH (Pearl).** Grown extensively in Florida. It produces a heavier, taller, more vigorous stalk with heavier heads than other varieties of this type. Does not shatter so badly as other varieties. Produces long, slender grains. Best adapted for low wet land.

1 lb. 35c; 2 lbs. 60c; pk. \$1.60; bu. \$6.00

## RYE

Sow 3 pecks in drills; broadcast 1 to 1¼ bushels per acre.

A bushel weights 56 pounds.

Rye can be planted from September to January but October, November and December are the best months in which to plant for seed. Earlier planting is recommended for winter and early spring grazing. Fertilization is the same as for oats. (See page 44.)

**FLORIDA BLACK.** A standard, upright, tall growing variety. Northern and western varieties of rye have a tendency to fall over on the ground and are not suitable for grazing or cutting in Florida. Florida Black is upright in growth and is exceptionally well suited for early grazing, making pasturage quickly, and it withstands cold very well. Highly recommended by the Florida Agricultural Experiment Station.

1 lb. 50c; 2 lbs. 85c; 14 lbs. (pk.) \$1.60  
56 lbs. (bu.) \$6.00

**ABRUZZI.** One of the best for Florida, producing a heavier tonnage of green feed and grain than most other varieties. Tall and upright, and a heavy yielder.

1 lb. 40c; 2 lbs. 75c; 14 lbs. (pk.) \$1.40  
56 lbs. (bu.) \$5.00



Abruzzi

# FIELD SEED (Continued)

All prices quoted are subject to change without notice and are f.o.b. Plant City except 2 lb. lots or less which are postpaid. Write for prices on larger quantities.



Texas Seeded Ribbon Cane

## SORGHUM

Amount of seed needed per acre depends upon the purpose for which this crop is grown as indicated below.

Sow 8-10 lbs. to 1 bushel (50 lbs.) per acre.

The uses of Sorghum are many; green feed, hay, pasturage, silage, syrup, etc.

It is common practice to sow Sorghum and Cowpeas together for hay and pasturage purposes using about ½ bushel Sorghum and 1 bushel of Cowpeas per acre, sown broadcast. Planted in drills alone in 3- to 3½-foot rows use 1 peck or 12 to 15 lbs. per acre; where planted for making syrup in 4-foot rows, use 8 to 10 lbs. per acre, thinning plants 8 to 10 inches apart; or where sown broadcast for forage, use 1 bushel of seed per acre. For grain Sorghums apply 300 to 500 lbs. of a complete fertilizer mixture per acre. Plant from March to August.

**TEXAS SEEDED RIBBON CANE.** (For syrup, ensilage, forage and green feed.) The plants grow ten to twelve feet tall, and the thick stalks contain an abundance of juice and also produce plenty of leaves for fodder. Not only valuable for syrup-making, but will make a large amount of forage and green feed for livestock. The tallest and heaviest producing Sorghum for both forage and syrup.

1 lb. 55c; 10 lbs. \$2.10; 25 lbs. \$4.75; 100 lbs. \$18.00

**HEGARI. Early Dwarf Type.** (For grain and forage.) (100 days.) This crop, which is quite similar to Kaffir corn, has become very popular in the southeast because of its quick growth and heavy yield of grain, sometimes running over a ton to the acre. Unlike Kaffir, the stalks are very sweet and juicy. Grows 2 to 5 feet depending on type of soil, with large heads of white grains which do not shatter. Stands dry weather exceptionally well. Sow ten pounds per acre for grain, one bushel (50 lbs.) per acre broadcast for forage.

1 lb. 40c; 10 lbs. 90c; 100 lbs. \$6.50

**HEGARI. Regular Type.** (For forage and cover crop.) (115 days.) This strain is slower to seed but makes more forage quicker than the Early Dwarf Type, and also is better for cover crop. Sow 30 to 40 lbs. per acre broadcast for forage or for a cover crop. On the lower east coast this strain is used extensively as a cover crop and a common practice is to cut the stand just before seed heads form; the plants will then sprout out and make similar height as before, thus giving a double cover crop to turn under.

1 lb. 40c; 10 lbs. 90c; 100 lbs. \$6.50

## SHALLU OR EGYPTIAN WHEAT.

Sow 8 to 10 pounds per acre for grain.

25 to 30 pounds for cover crop.

This crop is being grown extensively and very successfully as a summer green manure or cover crop in many sections of Florida. Grows rapidly and makes a great amount of vegetable matter to plow under in a relatively short time. Not a legume. If allowed to go to seed for a grain crop like other sorghums, makes large, loose, bushy heads covered thickly with small grains. Grain is of high feeding value and can be fed to chickens, hogs and cattle as desired. For grain sow seed thinly in 3 to 4 foot rows, leaving 3 to 4 plants every 3 feet of row. Plant from March to August.

1 lb. 50c; 10 lbs. \$1.55; 25 lbs. \$3.40; 100 lbs. \$12.50

## SESBANIA

Sow 30 to 40 pounds per acre.

Sesbania is a most valuable summer cover crop to grow on land that is more or less covered with water. Unlike other cover crops, Sesbania will grow in water, and will grow ideally well in the hot weather of mid-summer on low, wet land. It is valuable not only as a green manure cover crop, but also as a means of killing out Bermuda grass, nut grass, and other weeds. In addition, being a leguminous crop, it fixes atmospheric nitrogen in the soil. For seed inoculant. (See page 69.)

We recommend scarified Sesbania seed for quicker and higher germination. Sown in late May, June and July. Just before blooming, the crop may be plowed under and the stalks will rot or decay rapidly. In some sections Sesbania is grown for pole bean sticks. For this purpose it should be sown 12 to 15 lbs. per acre.

Write for prices

## SUNFLOWER

Sow 6 pounds per acre.

**MEDIUM CALIFORNIA.** The Medium California makes three to four times as much seed as ordinary varieties. It is used extensively as a windbreak for beans. Plant from March to September. Plant seed in drills three feet apart, thinning out to one stalk in the hill when four to six inches high.

1 lb. 55c; 10 lbs. \$2.30; 25 lbs. \$5.25; 100 lbs. \$20.00

## VELVET BEANS

Sow 2 pecks (30 lbs.) per acre.

Velvet Beans are good for groves and truck lands in building up the humus; good pasturage for cattle and hogs; and fine land renovators. They are especially valuable because they are practically immune to nematodes causing root knot disease. Plant from March to August. Use Nitragin. (Page 69.)

**90-DAY. (90 to 100 days.)** This variety makes a very luxuriant growth and an abundant amount of foliage for pasturage and soil improvement.

1 lb. 40c; 2 lbs. 75c; pk. \$1.40; bu. \$5.00



Hegari

# STRAWBERRY PLANTS

All prices quoted are subject to change without notice.

We supply Maryland and Tennessee grown strawberry stock plants of the Missionary and Florida 90 variety from nurseries in those states. These northern grown stock plants are set out in multiplication beds in Florida from January through March. The young plants are usually set in the permanent field from September through November or early December, depending on weather conditions. The northern grown plants are usually available about November 1st and when Florida grown plants are not available are used by commercial growers for November setting and are also used to a great extent for home gardens. Care should be exercised never to allow the roots to dry out.

Strawberry plants may be set in rows three feet apart for single rows, or 4 to 5 feet apart for double rows, allowing 16 inches between double rows on each bed with 12 to 14 inches between plants in the row.

In setting strawberry plants, make holes deep enough to set the roots straight. Plants should be set so that the surface soil comes just to the crown.

Soil should be well firmed around the roots, and during dry weather each plant should be watered daily for several days, preferably in the late afternoon.

If the land is sour or acid, apply lime or hardwood ashes before setting plants. For control of insects and diseases see page 56.

See Fumigants on page 54 for Nematode (root knot) control.

After the plants are well established, 3 or 4 applications of high grade commercial fertilizer, such as 4-7-5 mixture, should be given the plants at about monthly intervals, being sure to make one heavy application of a 4-8-8 mixture when the plants begin to fruit.

## MISSIONARY AND FLORIDA 90 VIRUS-FREE

	100 plants	250 plants	500 plants	1,000 plants
MARYLAND PLANTS	\$2.25	\$4.25	\$5.25	\$9.00
TENNESSEE PLANTS	2.00	4.00	5.50	8.00
ARKANSAS PLANTS	2.00	3.25	4.25	7.50

# ROSE BUSHES FOR FLORIDA

## Planting and Care of Rose Bushes.

Plant bushes 1½ to 2 feet apart each way. Dig holes sufficiently deep and wide to permit roots to be set in natural position. Put two to three pounds of pulverized sheep manure in each hole and mix well with a half pound of Vigoro or Vertagreen fertilizer. (See page 66.) Then pour in a liberal supply of water, set bush, press the soil tightly around the roots, leaving no air spaces. Roses need lots of water, and should be fertilized every six to eight weeks with Vigoro or Vertagreen fertilizer, using about one-half pound per plant, and an occasional application of sheep manure will help. Spray or dust thoroughly with Kilgore's Rose Dust (See page 68) at least once a week or as soon as diseases or insects appear.

All orders will be shipped direct from Texas nursery.

Delivery made in 12 to 15 days after receipt of order. Extra strong. No. 1 grade bushes—bloom approximately 2 months after setting out.

## VARIETIES OF BUSH ROSES (HT)

RED—Red Radiance, Poinsettia, Etoile De Hollande, Red Talisman.  
 PINK—Pink Radiance, Editor McFarland, Briarcliff.  
 WHITE—White American Beauty (Frau Karl Druschki, Caledonia).  
 YELLOW—Golden Dawn, Soeur Therese.  
 TWO-TONE—Talisman—President Hoover

Plant any time after November 1 to the end of March.

## VARIETIES OF CLIMBING ROSES

American Beauty (pink), Paul's Scarlet (HW).  
 Mrs. Pierre S. DuPont (rich golden yellow). (HT)

Postpaid to any point in Florida				
5	10	25	50	100
\$5.00	\$9.50	\$23.00	\$45.00	\$85.00

No orders accepted for less than five bushes. However this does not apply to patented roses.

## PATENTED AND NOVELTY ROSES (HT)

CHARLOTTE ARMSTRONG—Plant Pat. 455. Beautiful cerise pink	\$2.25
MIRANDY—Plant Pat. 632. Beautiful bright red	2.25
PEACE—Plant Pat. '91. Golden yellow etched with pink	2.50
BRAVO—Plant Pat. 983. Red	2.25
BLANCHE MALLERIN—Plant Pat. 494. White	2.25
FORTY-NINER (HT)—Plant Pat. 792. Large double flower of cherry red	2.50

## FLORIBUNDA ROSE (HT)

FASHION—Plant Pat. 789. Peach	2.00
-------------------------------	------

See Kilgore's Flower, Vegetable Planting Guide for more complete information on Rose bushes.

# The Kilgore Seed Company

General Offices and Mail Order Dept., Plant City, Fla.  
 FOURTEEN KILGORE SEED STORES  
 SERVING FLORIDA

A Florida Institution Maintained for Service to Florida Growers


With over 45 years experience specializing in vegetable, flower and field crop seeds and growers' supplies for Florida, and with fourteen Kilgore seed stores we are best qualified to serve Florida growers.

"Everything for the Florida Grower" is a Kilgore motto. Seeds, insecticides, fungicides, sprays, dusts, spraying and dusting equipment, fertilizers, cans and canning equipment as well as poultry and beekeepers' supplies are always carried in stock in Kilgore's Plant City warehouses and fourteen Florida stores.

High quality with prompt and efficient service at reasonable prices are foundation stones on which this pioneer Florida seed company has been built.



We have a group of technically trained field men thoroughly familiar with local conditions, who are available to discuss your insect, disease and seed problems with you at any time.



# GLADIOLUS BULBS


## Rainbow Mixed

Enjoy beautiful cut flowers from your garden. For continuous blooms plant bulbs every 10 days to two weeks. In north and central Florida plant from August to October, and January to May.

In south Florida plant from September to May. Set bulbs 4 inches deep and 6 inches apart in well-prepared and well-drained beds.

Disease-free, well cured, graded extra large bulbs of good color assortment. No finer Glads for Florida can be secured.

Large Exhibition Size Gladiolus Bulbs (2-2½ inches.)	
12 bulbs	\$ .85 Postpaid
25 bulbs	1.50 Postpaid
100 bulbs	4.00 Postpaid
1000 bulbs	35.00 Postpaid



# FLOWER SEEDS FOR FLORIDA

We recommend the following kinds and varieties of flowers for Florida planting. Quantities larger than packets are listed in Kilgore's "Flower and Vegetable Planting Guide". If you do not have a copy of this Guide we shall be glad to send one to you.



**PRICES**—All flower seed packets 15c each, postpaid. All seeds are subject to the Florida State Sales Tax. Rate of Sales Tax—10 to 35c—1c tax; 36 to 65c—2c tax; 66c to \$1.00—3c tax.

- Ageratum** or **Floss Flower**, Blue Perfection, Dwarf Blue Cap. Sept. - Jan.
- African Daisy** (*Arctotis Grandis*). Sept. - Jan.
- Alyssum**.—Little Gem, Royal Carpet. Sept. - Jan.
- Aster**—Crego and Imperial Mixtures, Powderpuffs and Princess Mixtures. Sept. - April.
- Baby's Breath**—White. Sept. - Jan.
- Bachelor's Button**—Blue, Dainty Mixture. Sept. - Jan.
- Balsam**—Double Mixture. Sept. - March.
- Beans, Scarlet Runner**. Feb. - May
- Blanket Flower** or **Gaillardia**—Double Mixture. Any Month.
- Blue-Eyed African Daisy** or **Arctotis**—Sept. - Jan.
- Blue Lace Flower** (*Didiscus*)—Sept. - Jan.
- Calendula**—Campfire (dark orange), Lemon Queen, Art Shades and Excellent Mixtures. Sept. - Jan.
- California Poppy**—Gorgeous Single Mixture—Sept. - Jan.
- Calliopsis**—Choice Mixture—Sept. - Feb.
- Candytuft**—White Hyacinth—Flowered, Border Group Mixed. Sept. - Feb.
- Carnation**—(Chabaud's) Charm Mixture. Sept. - Dec.
- Celosia** or **Cockscomb**—Tall Royal Velvet (Comb Type) Pampas Plume (Plume type). Jan. - June.
- Chinese Forget-Me-Not** or **Cynoglossum**—Sky Blue. Sept. - March.
- Cleome** or **Spider Plant**—Pink Queen. Feb. - Aug.
- Cosmos**—Fiesta (Orange), Choice Mixture. Mar. - May.
- Dahlia**—Unwin's Bedding Mixture. Mar. - April.
- Delphinium** (Perennial Larkspur)—Belladonna Hybrids Mixed. Oct. - Nov.
- Floss Flower** or **Ageratum**. See Ageratum.
- Globe Amaranth** or **Gomphrena** (Florida Bachelor's Button)—Mixed Colors. Feb. - July.
- Gourds (Ornamental)**—Small varieties mixed. Feb. - May.
- Hollyhock**—Indian Spring (Single), Double Mixed—Rose and Pink Shades. Aug. - Jan.
- Larkspur**—Regal Finest Mixed. Nov. - Jan.
- Linaria** (Baby Snapdragon)—Northern Lights Mixed. Sept. - Dec.
- Lupine**—Tall Assorted Colors. Sept. - Dec.
- Marigold**—Extra Dwarf Double, Dwarf Double Harmony, Dwarf Gigantea Pot O'Gold, Lemondrop. Tall varieties—Cracker Jack, Crown O'Gold (Collarette), Gigantea Sunset Giants, Glitters (*Chrysanthemum*), Real Gold and Yellow Supreme (Carnation type). Feb. - May and again Sept.
- Morning Glory** (*Ipomea*)—Scarlett O'Hara (Red), Pearly Gates (White), Heavenly Blue, Improved (Blue). Mar. - June.
- Mourning Bride** or **Scabiosa**—Sunrise Mixture. Sept. - Dec.
- Nasturtium**—All varieties Semi-Double. Dwarf Gem Mixed, Golden Gleam, Gleam Hybrids, Mahogany Gleam, Scarlet Gleam. Sept. - March.
- Pansy**—Englemann's Giant Mixture. Sept. - Dec.
- Petunia**—Carnival (F-2 Hybrid Mixture), Elks Pride, Flaming Velvet, Fire Chief, Fluffy Ruffles, Heavenly Blue, Howards Star Improved, Rosy Morn, Snow Queen, Superb Mixture. Sept. - June.
- Phlox**—Dwarf Nana Compacta and Peninsular Mixtures. Sept. - Feb.
- Pinks** or **Dianthus**—Medal or Emperor and Sweet Wivelsfield Double Mixtures; Single Gaiety Mixture. Sept. - March.
- Queen Anne's Lace**—White. Sept. - Jan.
- Rose Bushes**—See page 47.
- Salvia**—Bonfire. Sept. - June.
- Shasta Daisy**—Single and Semi-Double Giants. Sept. - Jan.
- Snapdragon** or **Antirrhinum**—Giant Mixture and Giant Ruffled Tetraploid Mixture, both Rust Resistant. Sept. - Dec.
- Statice**—Straight colors. Blue, Lavender, Rose, White, Yellow. Also Assorted Colors. Sept. - Jan.
- Strawflower** or **Helichrysum**—Many Colors. Sept. - March. (Double Yellow). Feb. - Aug.
- Sun Plant** or **Portulaca**—Double Mixed. Feb. - Aug.
- Sweet Peas** (Early Flowering Spencer)—Balls Orange Improved, Hope, Lavanda, Mars, Mrs. Herbert Hoover, Shirley Temple, Rainbow Mixture. Zvolanek's Multiflowered Mixture. Sept. - Dec.
- Tihonia** or **Florida Sunflower**—Torch. Feb. - June.
- Verbena**—Master Mixture. Any Month.
- Vinca** or **Periwinkle**—Pink and White Mixed. Any Month.
- Zinnia**—Blaze, Crimson Monarch, Polar Bear, Wonder Rose, Crown O'Gold, Fantasy, Giant Hybrids, Giants of California, Peppermint Stick, Persian Carpet, Pompon, Sunburst and Ortho Polka Mixtures. Feb. - Aug.

# PESTICIDE SECTION

(Insecticides, Fungicides, Fumigants, Rodenticides, Vermicides, Weed Killers, Spreaders, Stickers, Emulsifiers—Pages 50 to 66.)

The sources of information and recommendations in connection with insect pests and diseases given in this catalog are the State Experiment Stations, The Kilgore Seed Company Laboratory, our technically trained field men, and many members of our store personnel who have had years of close contact with agriculture.

Every attempt has been made to provide such information in a plain and simple form for the benefit of our growers. As, however, constant changes are taking place in the field of pesticidal problems because of new insect pests and diseases and the introduction of new pesticides, it is difficult to keep an annual catalog strictly up-to-date. We therefore invite you to contact our field and store men. They will be glad to assist you whenever you are facing new problems.

The use of pesticides is now just as necessary as that of fertilizers and various modern cultural practices. Many factors are involved in the use of pesticides in relation to results desired, such as the choice of proper pesticides for the control of different diseases and insects, and the time and method of application. One cannot expect satisfactory control with poor or wrongly timed applications. Too often the grower waits until the disease or insect has too much of a start before spraying or dusting. This usually is more expensive than starting off with a regular preventive spray or dust program, as he not only has to use excessive amounts of sprays or dusts to get control, but he also suffers considerable crop damage.

Now that the Miller Amendment governing the use of pesticides on crops is in effect, and a tolerance on the amount of residue on vegetables at harvest time has been established on most of the pesticides, it is very important that the controlling of insects and disease start early, and the crop kept clean, so as to avoid applying low tolerance pesticides too close to maturity or harvest.

See page 50 for more detailed information on the Miller Amendment.

As a rule, it is much cheaper to use a combination spray or dust when one must contend with both insects and diseases, as one application may do both jobs. Most insecticides and fungicides are compatible and can be used together in sprays or dusts. Although we manufacture numerous combination dusts, only the more important are listed in this catalog. If you do not find the combination listed which you want, write to The Kilgore Seed Company, Plant City, Florida, or call at any of our stores.

With the aid of newly installed mixing and blending equipment in our Plant City factory, you can be assured that you will receive fresh and perfectly blended dusts formulated to meet your particular requirements. Only high-grade technical materials are used by us in producing the various pesticidal compositions that you may desire.

**SANITATION**—Serious losses may result from neglect of a few simple rules. Diseases will spread readily from sick to healthy plants by various means, depending upon the nature of the disease. Spores of many species of fungi are air- or wind-borne, others may be scattered over fields in rain or irrigation water. Insects, particularly those of the sucking type, such as

aphids and thrips disseminate diseases. Certain cultural operations, such as pruning, picking, transplanting, etc., may scatter diseases, especially those caused by bacteria and viruses (mosaic being a specific example of the latter).

Considering methods of infection, it becomes obvious that the source of the disease should be destroyed. Affected plants, as well as decayed fruit, should be removed from the field and burned. Cultivation should be clean and frequent. Mechanical injury to plants by plowing, spraying or picking operations should be avoided as much as possible. Crop rotation is essential, provided that no other crop affected by the responsible disease is grown for several years. This method often proves cheaper than an attempt to control the disease chemically. As weeds serve as host plants to many insects, which may be carriers of fungi, viruses and other undesirable organisms, the necessity for their eradication certainly becomes evident. Whenever practical, soil moisture should be kept fairly constant. Corrective measures should be adopted where soils are either too acid or too alkaline.

**MOSAIC**—Mosaic disease is caused by virus organisms in the sap of the affected plants. The viruses may be transmitted in various ways from diseased to healthy plants. Insects undoubtedly play an important part in the transmission of the disease, although it may be spread by other means, such as pruning operations, bruising of plants by workers or mechanical equipment, picking fruit, the use of tobacco and by other means.

The symptoms of mosaic vary slightly in different plants, but in general, certain broad characteristic indications can be noted in most all infected plant types. There is usually a stunting or dwarfing with accompanying pattern of light yellowish areas merging with green patches, giving a "mottled" effect. Often there is a roughening of the surface, producing, in some cases, a warty appearance. Edges of leaves may cup downward. The fruit also may be mottled and warted.

Mosaic has become costly and destructive on many crops, especially peppers, tomatoes, cucumbers and squash. This disease apparently does not carry over in the soil, provided cover crops are turned under long enough to be decomposed before planting. It is carried from season to season in wild host plants (weeds) in and around the field, and is transmitted to the plants in the field by insects, particularly aphids and thrips.

Pepper and tomato seedbeds should have clean cultivation two or three weeks before planting the seed. The seedbeds should not be close to ditch banks or fence rows, unless the weeds near the beds are destroyed. Smoking or other use of tobacco should not be permitted while working in the seedbeds or handling plants. Tobacco mosaic has been known to be carried on tobacco. If plants become affected with mosaic in the seedbeds, do not set them in the field. Once the plant gets the disease there is no known cure.

The State Experiment Stations recognize the severity of the problem and they are now very much engaged in the attempt to develop effective control measures by chemical or biological means. A serious effort is also being manifested in the development of resistant varieties of various vegetables commonly susceptible to virus diseases. In the event of success, such new varieties would hardly be available commercially for several years, and we would again like to stress the importance of sanitary practices and effective insect and weed eradication as the only means of crop damage reduction at the present time.

# THE MILLER AMENDMENT . . . As it Concerns the Grower

**THE MILLER AMENDMENT** is a new law which affects all growers who use pesticide sprays and dusts in combatting insects, weeds, rodents and plant diseases.

It sets up new procedures for the Food and Drug Administration in Washington to use in establishing official limits on how much of the spray or dust can remain on a crop.

**PESTICIDE SPRAYS AND DUSTS** are essential to assure the continued supply of high quality foods. The new law is designed to permit the effective use of these sprays and dusts in the production of food without hazard to the consumer.

**THE LAW WILL ENABLE THE GROWER** to know with reasonable assurance what sprays and dusts he can use on his crops.

**GROWERS WHO FOLLOW THE APPROVED DIRECTIONS** for application and good agricultural practices should, under normal conditions, have no problem with pesticide residues.

**ALL FRUITS, VEGETABLES AND GRAINS** are covered by the law.

**BY PESTICIDE RESIDUE** is meant the amount of pesticide chemical left in or on the crop when it is harvested.

**A TOLERANCE** is the official term for the amount of pesticide residue which can legally remain in or on a crop. For example, a tolerance of five parts per million means that no more than five parts per million by weight of that chemical may legally remain in or on any food when it enters interstate commerce.

**WHEN A TOLERANCE IS ESTABLISHED** by FDA, it means that FDA is satisfied that when properly used, the residue, if any, of the chemical will cause no danger to public health. The tolerance set for a specific chemical does not apply to the use of that chemical on all crops, but only to the specific crops named in the FDA order. Sprays and dusts adhere to some crops more than to others.

**A ZERO TOLERANCE** on chemicals set by FDA means that such chemicals should be used in such a way that no residue will be left in or on crops. These chemicals

may be sprayed or dusted on crops if no residue remains at harvest time.

**WHEN NO TOLERANCE HAS BEEN ESTABLISHED** for a spray or dust, it means that if any residue of that chemical remains on a crop, the crop is subject to seizure and condemnation when it is introduced into interstate commerce. Some chemicals leave no residue and may not be given a tolerance for that reason.

**A FEW CHEMICALS ARE EXEMPT** from the requirement of a tolerance. FDA considers that any residue which results from the normal use of these chemicals on growing crops will be safe if the sprays or dusts are applied according to good agricultural practices. Examples of such chemicals are pyrethrum, rotenone, sabadilla, most pyrethrum synergists and most copper compounds (except arsenical copper compounds). These chemicals can be used up until harvest.

**FOR YOUR AID, ESTABLISHED TOLERANCES TO DATE** are given in this catalog for chemicals offered by us (See below). Information regarding tolerances which may be established after the publication of this catalog will be made available to all of our stores and field men and we urge all growers to approach them at any time for this information.

It is not expected that any special problems or any major changes will be created, provided that the grower carries out instructions for the proper use of pesticides.

**USE THE MATERIALS ONLY AS DIRECTED** on the CROPS specified, in the AMOUNTS specified, and at the TIMES specified. Read the label before each use. Consult your local agricultural advisor on spraying and dusting schedules.

As to the number of days before harvest, present available tolerance information for local uses is limited, but suggestions made and published by Florida Agricultural Experiment Station and U.S.D.A. on the safe number of days from last application to harvest on many of the pesticides are printed on our labels. Much research has already been done on residues, and is still being carried on and we hope to have the answer soon. (See Circular 140, July 22, 1955, entitled "Some Questions and Answers on Vegetable Pesticide Tolerances.")

All of our stores and field men will be kept fully informed whenever additional information is available.

## The Following Are Official Tolerances Established Up To Date

Pesticide	Trade Names	Tolerance p.p.m.	Pesticides	Trade Names	Tolerance p.p.m.
Aldrin	—	0.1	Lindane	Isotox, Kilgam	10.0
Aramite	—	1.0	Methoxychlor	Marlate	14.0
Benzine hexachloride	Gamtox, Kilhex	5.0	Malathion	—	8.0
Calcium Arsenate	—	3.5			
Captan	Orthocide	20.0	Maneb	—	7.0
Chlordane	Ortho-Klor, Kilchlor	0.3	Nicotine	—	2.0
Copper Compounds:			Nabam	—	7.0
Bordeaux Mixture	—	Exempt	Nicotine Sulphate	—	2.0
Copper oxychloride	Copper-A		Petroleum Oils	—	Exempt
Basic Copper Sulfate	Kilcop		Parathion	Vapophos, Kilphos	1.0
Cuprous oxide	Cuprocide		Perthane	—	15.0
Cryolite	Kryocide	7.0	Phosdrin	—	1.0
DDD	RHothane	7.0	Pyrethrum	Pyrocide	Exempt
DDT	Kilcide	7.0	Rotenone	—	Exempt
Dichlone	Phygon X-L	3.0	Sabadilla	—	Exempt
Dieldrin	—	0.1	Sulphur	—	Exempt
Endrin	—	0	Systox	—	0.3
EPN	—	3.0	TEPP	Vapotone	0
Ferbam	Fermate	7.0	Toxaphene	Alltox, Kilphene	7.0
Heptachlor	—	0.1	Zineb	Dithane Z-78,	7.0
Lead arsenate	—	7.0 of combined lead	Ziram	Parzate	
				Zerlate	7.0

# Safe Combinations of INSECTICIDES AND FUNGICIDES

<i>Insecticides</i>	<i>Trade Names</i>	<i>Can be used with</i>
AGRIMYCIN .....		} Neutral Copper compounds, carbamates and most insecticides in wettable form.
STREPTOMYCIN .....		
PARATHION .....	(Vapophos) (Kilphos).....	} DDT, DDD, methoxychlor, chlordane, benzene hexachloride, lindane, toxaphene, aldrin, dieldrin, dithane, "Parzate," "Zerlate," "Fermate," "Manzate," and sulphur. } Most copper compounds can be used with parathion and malathion for spraying mixtures if mixed freshly and used immediately.
MALATHION .....		
DDT .....	(Kilcide).....	} Each other, and also with nicotine, sulphur, copper, dithane, "Parzate," "Zerlate," "Fermate," "Manzate," and "Karathane."
DDT .....	(RHothane).....	
METHOXYCHLOR .....	("Marlate").....	
CHLORDANE .....	(Kilchlor).....	
BENZENE HEXACHLORIDE .....	(Gamtox) (Kilhex).....	
LINDANE .....	(Isotox) (Kilgam).....	
TOXAPHENE .....	(Alltox) (Kilphene).....	
ALDRIN .....		} DDT, DDD, methoxychlor, chlordane, benzene hexachloride, lindane, toxaphene, sulphur.
DIELDRIN .....		
TEPP .....	(Vapotone).....	
NICOTINE .....		DDT, toxaphene, sulphur, copper, dithane, "Parzate."
KRYOCIDE .....		Sulphur, copper, dithane, "Parzate."

*Do not use emulsions with sulphur.*

## WARNINGS

### A Reference to this table may prevent serious crop losses

DON'T USE:	ON THE FOLLOWING CROPS:
DDT (Kilcide) .....	Cucurbits (cucumbers, squash, melons, etc.).
DDD (RHothane) .....	Cucurbits.
TOXAPHENE (Kilphene) ...	} Cucurbits, young tomatoes*, tobacco, lettuce and escarolle**, avocados, pole beans.
(Alltox) .....	
B. H. C. (Gamtox) .....	} Cucurbits, corn, greens, young tomatoes, potatoes and other tuber or root crops, cowpeas and beans.
(Kilhex) .....	
LINDANE (Isotox) .....	} Corn, young cucurbits when heavy dew is present, potatoes and other tuber or root crops.
(Kilgam) .....	
CHLORDANE (Kilchlor) .....	Cucurbits, tobacco seedbeds and young tobacco plants in field.
KRYOCIDE .....	Corn, Asparagus plumosus.
COPPER COMPOUNDS .....	Corn, turnip and mustard geens.
TEPP (Vapotone XX) .....	} Tomatoes.
(Vapotone Dust) .....	
ALDRIN .....	} Don't use on any crops not approved by USDA. Consult local authorities.
DIELDRIN .....	

\* As toxaphene may prove toxic to young tomato plants in some local areas, local experiment stations should be consulted before treating.

\*\* Do not treat lettuce and escarolle within a period of three weeks from seeding or transplanting.

**Avoid combinations of emulsions and wettable powders. Many are not compatible physically.**

## SEED TREATMENT

### DAMPING-OFF CONTROL

These recommendations are for the control of various soil fungi which cause damping-off.

	Oz. Per		Tspns. Per Lb.
	Bu.	Per Lb.	
Beans, Lima .....	2	1/3	
Beans, Snap and Pole .....	2	1/3	
Peas, English .....	2	1/3	
Cowpeas .....	2	1/3	
Corn .....			
Arasan or			
Ortho Seedguard	2	1/4	
Broccoli .....			
Arasan		1/2	
Cantaloupe .....			
Spergon or Semesan	1		
Carrot .....			
Spergon	3/4		
Celery .....			
Spergon or Semesan	3/4		
Cabbage,			
Cauliflower, etc. ....	Arasan or Semesan	1/2	
Cucumber .....	Spergon or Semesan	1	
Eggplant .....	Semesan	3/4	
Escarolle .....	Semesan	1	
Lettuce .....	Semesan	1	
Pepper .....	Semesan	1/2	
Potato .....	Orthocide 50-W	4	
Spinach .....	Spergon or Arasan	1/2	
Tomato .....	Semesan	1	
Watermelon .....	Spergon or Semesan	1	

The seed and seed treatment material should be thoroughly mixed together in a rotary drum mixer until all the seed is uniformly coated. In most cases this will take from three to five minutes at a speed of forty revolutions per minute. Do not use more material than recommended. Screen off excess dust.

### SEED-BORNE DISEASE CONTROL

**Bichloride of Mercury (Corrosive sublimate) treatment:**

Cucumbers: Dilute 1:1000, immersing seed for 10 minutes.

Less hard seeds: Dilute 1:1000, immersing seeds for 5 minutes.

For small quantities of seed dissolve 1 tablet in 1 pint of water.

For larger quantities dissolve 1 oz. of the powder form in 7½ gallons of water. It is advisable to dissolve the powder in a small quantity (a pint or quart) of boiling water first.

Place seeds in loosely woven cloth bags (about half full). Submerge bags in solution and stir with a stick to loosen adhering bubbles. After soaking the proper length of time, remove bags and drain thoroughly. Seed should be washed for 15 minutes in several changes of water. Then spread in thin layers to dry.

Do not prepare solution of bichloride of mercury in metal containers. Only glass, earthenware or wooden vessels should be used. In working with the compound, the greatest caution should be exercised, as it is extremely poisonous.

Hot Water Treatment:

**Black Rot.** Cabbage seed which is not known to be free from the black rot organism should be soaked in water held at 122° F. for 25 minutes (cauliflower and broccoli, 18 minutes). Use an accurate thermometer and hold the temperature within 1° F. of that specified to control the disease without injuring the seed. Fill a cheesecloth bag two-thirds full of seed, tie the top, immerse it in the hot water and then stir it enough to remove the air. After treatment, dip the seed in cold water, drain and spread in a thin layer to dry. Use new land for seedbeds or old land in which cabbage or other related crops have not been grown for two years.

Do not use plants from a plant bed in which black rot has been found.

## DILUTION TABLE FOR INSECTICIDES AND FUNGICIDES

Material	Average amounts needed to make spray		
	50 Gals.	4 Gals.	1 Gal.
Agri-mycin 100 at 200 p.p.m. level	9.34 oz.	4 tbsps.	1 tbsp.
Aldrin 2 Spray	1/2 pt		
Alltox 40-W	2 lbs.	8 tbs.	2 tbs.
Alltox Spray No. 4.8	1 1/4 pts.	3 3/4 tbs.	4 tsp.
Aramite	3/4 lbs.	4 tbs.	1 tbs.
Arsenate of Lead	1 1/2 lbs.	10 tbs.	2 1/2 tbs.
Black Leaf 40	1 pt.	8 tsp.	2 tsp.
Ceresan	1 lb.	3 tbs.	2 1/4 tsp.
C-M-Z Bean Spray	5 lbs.	20 tbs.	5 tbs.
C-M-Z Spray Improved	3 lbs.	14 tbs.	3 1/2 tsp.
C-M-Z Garden Spray	2 1/2 lbs.	8 tbs.	2 tbs.
Copper-A Compound	2 lbs.	8 tbs.	2 tbs.
Cuprocide—Yellow	1 lb.	2 tbs.	1 1/2 tsp.
DDT 25% Emulsion	1 pt.	5 tbs.	4 tsp.
DDT 50% Wettable	1 1/4 lbs.	8 tbs.	2 tbs.
Diazinon 25-E	1/2 pt.	4 tsp.	1 tsp.
Dieldrin Emulsion (1.5)	1 1/4 pts.	3 3/4 tbs.	4 tsp.
Dithane D-14 (Nabam)	1 qt.	5 tbs.	4 tsp.
(Zinc Sulphate)	6 oz.	3 tsp.	3/4 tsp.
Dithane M-22 (Maneb)	3/4 lb.	5 tbs.	4 tsp.
Dithane Z-78 (Zineb)	1 lb.	5 tbs.	4 tsp.
Endrin	6 oz.	3 tbs.	2 tsp.
Fermate	1 lb.	9 1/3 tbs.	7 tsp.
Gamtox 10 Wettable	1 1/4 lbs.	8 tbs.	2 tbs.
Heptachlor—2 Spray	2 qts.	8 tbs.	2 tbs.
Improved Isotox Garden Spray M	1 pt.	8 tsp.	2 tsp.
Isotox Spray No. 200	1/2 pt.	4 tsp.	1 tsp.
Isotox Wettable No. 25	1/2 lb.	4 tbs.	1 tbs.
Karathane WD	1/4 lb.	2 tbs.	1 1/2 tsp.
Kelthane W	1 lb.	5 tbs.	4 tsp.
Kilchlor 40-W (Chlordane)	1 1/4 lbs.	6 3/4 tbs.	4 tsp.
Kilcop "45"	Consult label		
Kilcop "53"	2 lbs.	10 tbs.	2 1/2 tbs.
Kilphene 6	1 pt.	5 tbs.	4 tsp.
Kryocide	3 lbs.	13 tbs.	3 1/3 tbs.
Malathion "50" Spray	1 qt.	5 tbs.	4 tsp.
Malathion 25% Wet.	1 lb.	7 tbs.	5 tsp.
Marlate 50 Methoxychlor Spray	1 1/2 lbs.	11 tbs.	8 tsp.
Manganese Sulphate	1 1/2 lbs.	6 2/3 tbs.	5 tsp.
Manzate (Maneb)	3/4 lb.	3 1/4 tbs.	4 tsp.
Oil Emulsion (NP 90)	3 qts.	15 tbs.	3 1/2 tbs.
Orthotran 50W	1/2 lb.	2 1/2 tbsps.	2 tsp.
Ortho Streptomycin (200 PPM)	8 oz.	4 tbs.	1 tbs.
Orthocide 50-W	2 lbs.	12 tbs.	3 tbs.
Orthol Garden Spray	1 1/2 qts.	7 1/2 tbs.	5 1/2 tsp.
Ortho-Klor 44 Spray (Chlordane)	1 1/2 qts.	8 tbs.	2 tbs.
Ortho-Klor 8 Spray (Chlordane)	Consult label		
Orthophos 4 Spray (Parathion)	3 oz.		
Parzate (Zineb)	1 lb.	5 tbs.	4 tsp.
Phygon-XL	6 oz.	3 tbs.	2 1/4 tsp.
Red Arrow Insect Spray	1 pt.	8 tsp.	2 tsp.
RHothane WP-50	1 1/4 lbs.	8 tbs.	2 tbs.
RHothane 25% Emulsion	1 pt.	8 tsp.	2 tsp.
Spergon Wettable	2 lbs.	11 tbs.	8 tsp.
Sulfocide	1 qt.	5 tbs.	4 tsp.
Systox	3/4 pt.	2 tbs.	1 1/2 tsp.
Triton B-1956	3 tbs.	3/4 tsp.	20 drops
Vapophos 15 (Parathion)	1/2 lb.		
Vapotone-XX Spray (TEPP)	4 oz.		
Volck Isotox Spray	1 gal.	20 tbs.	5 tbs.
Volck Oil Spray	Consult label		
Volck Soluble Oil	1/2 gal.	10 tbs.	2 1/2 tbs.
Zerlate	1 lb.	5 tbs.	4 tsp.
Zinc Sulphate	1 lb.	3 tbs.	2 tsp.

### BUREAU OF STANDARDS HOUSEHOLD MEASUREMENTS

3 Tsp.—1 tbs.	1 Cup—8 ounces	2 Pts.—1 quart
2 Tbs.—1 ounce	2 Cups—1 pint	4 Qts.—1 gal.
16 Tbs.—1 cup		

Sprays or dusts required per acre depend chiefly upon stage of growth, variety of crop and severity of insect infestation or disease infection. Spray for small plants from 75 to 100 gals. per acre, for larger plants and heavy growth 100 to 150 gals. per acre. Dust for small plants 25 to 30 lbs. per acre, for large plants and heavy growth 35 to 50 lbs. per acre.



# INSECT AND DISEASE RECOMMENDATIONS

For detailed information on the Miller Amendment governing the use of pesticides on crops, see page 50.

## BEANS—

INSECTS		Coined Common Name	
Leaf miners	Kilphos Dust No. 2	Parathion	20-30 lbs. acre
	Vapophos Wettable 15%	Parathion	1 lb., 100 gals
Bean leaf hoppers	Kilphos Dust No. 2	Parathion	25 lbs., acre
Bean leaf rollers	Kilcide 5-Sulphur Dust	DDT	20-35 lbs., acre
Thrips	DDT Wettable—50%		2 lbs., 100 gals.
Army worms	Kilchlor-Kilphene Poison Bait No. 11	Chlordane	15-30 lbs., acre
		Toxaphene	
Cutworms	Kilphene Poison Bait No. 9	Toxaphene	15-30 lbs., acre
	Kilchlor Poison Bait No. 8	Chlordane	15-30 lbs., acre
Mexican bean beetles	Kilphos Dust No. 2	Parathion	20-30 lbs., acre
	Rotenone Dust No. 1		20-30 lbs., acre



Adult  
BEAN LEAF HOPPER

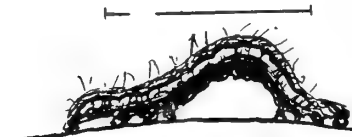
## DISEASES

Rust	Sulphur Dust	20-40 lbs., acre
Powdery mildew	Sulphur—Wettable	10-16 lbs., 100 gals.
	Maneb-Sulphur Dust No. 3	20-40 lbs., acre

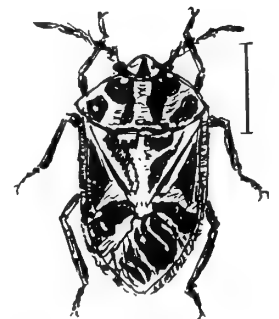
## BROCCOLI, CABBAGE, CAULIFLOWER—

### INSECTS

Aphids	Kilphos Dust No. 4	Parathion	20-30 lbs., acre
	Vapotone XX Spray	TEPP	1 pt., 100 gals.
	Vapophos Wettable 15%	Parathion	1 lb., 100 gals.
	Orthophos 4-Spray	Parathion	1/3 pt., 100 gals.
Cabbage worms	Kilphene 10 Dust	Toxaphene	25-35 lbs., acre
	Kilgam Dust No. 2	Lindane	20-30 lbs., acre
	Kryocide Dust No. 4		25-35 lbs., acre
	Marlate 50	Methoxychlor	3 lbs., 100 gals.
	Marlate Dust No. 1	Methoxychlor	25-35 lbs., acre
	Rotenone Dust No. 1		25-35 lbs., acre
	25% DDT Emulsion		1 qt., 100 gals.
Leaf miners	Kilphos Dust No. 2	Parathion	25-35 lbs., acre
	Vapophos Wettable 15%	Parathion	1 lb., 100 gals.
Cutworms	Kilchlor-Kilphene Poison Bait No. 11	Chlordane	15-30 lbs., acre
Army worms		Toxaphene	
Harlequin cabbage bug	Kilphene Poison Bait No. 10	Toxaphene	15-30 lbs., acre
Grasshoppers	Kilchlor Poison Bait No. 8	Chlordane	15-30 lbs., acre
Mole crickets			



CABBAGE LOOPER



Adult  
HARLEQUIN  
CABBAGE BUG

### DISEASES

For Seedbeds	Spergon Dust No. 1	Chloranil	20-25 lbs., acre
	Downy mildew	Spergon Wettable	4 lbs., 100 gals.
For Crops in Field	Alternaria leaf spot	Nabam plus zinc sulphate	2 qts. plus 3/4 lb., 100 gals.
	Downy mildew	Zineb 65% W.	2 lbs., 100 gals.

## CELERY—

### INSECTS

Cutworms	Alltox 40 W	Toxaphene	3 lbs., 100 gals.
Army worms	Kilphene Poison Bait No. 9	Toxaphene	15-30 lbs., acre
Celery leaf tiers	Kilphene-10 Dust	Toxaphene	20-30 lbs., acre
	25% DDT Emulsion		1 qt., 100 gals.
Celery loopers	Marlate 50	Methoxychlor	3 lbs., 100 gals.
	Marlate Dust No. 1	Methoxychlor	25-35 lbs., acre
Aphids	Kilphos Dust No. 1	Parathion	20-30 lbs., acre
Thrips	25% DDT Emulsion		1 qt., 100 gals.
	Vapophos Wettable 15%	Parathion	1 lb., 100 gals.



IMPORTED CABBAGE WORM

### DISEASES

Early blight	Nabam plus zinc sulphate	Nabam	2 qts. plus 3/4 lb., 100 gals.
	Kilcop "53"	Copper	4 lbs., 100 gals.
Late blight	Copper A Compound		6 lbs., 100 gals.
	Maneb 70% W		1 1/2 lbs., 100 gals.
Bacterial leaf spot in seedbeds	Agrimycin 25-50 ppm plus 4 lbs. neutral copper		100 gals.
	Streptomycin 25-50 ppm plus 4 lbs. neutral copper		100 gals.



CELERY LEAF-TIER

# INSECT AND DISEASE RECOMMENDATIONS (Continued)

For detailed information on the Miller Amendment governing the use of pesticides on crops, see page 50.

## CORN (SWEET) —

		Coined Common Name	
INSECTS	Corn earworms	Kilphos Dust No. 4	Parathion..... 30-35 lbs., acre
		Kilphos-Kilcide Dust No. 4	DDT..... 30-35 lbs., acre
		Kilcide 10 Dust	DDT..... 30-35 lbs., acre
	Corn bud worms	Vapophos Wettable 15%	Parathion..... 2 lbs., 100 gals.
		DDT Wettable—50%	2 lbs., 100 gals.
	Fall army worms	25% DDT Emulsion	1 qt., 100 gals.
		Corn lantern flies	Kilphos Dust No. 4
	Corn silk flies	Vapophos Wettable 15%	Parathion..... 2 lbs., 100 gals.
	Cutworms	Alltox 40 W	Toxaphene..... 2½ lbs., 100 gals.
		Ortho-Klor 8	Chlordane..... Broadcast 1 gal., acre
Wire worms		Aldrin Emulsion	} Broadcast 2 gals., acre
	Heptachlor Emulsion		
DISEASES	Corn leaf blight	Zineb Dust No. 2	25-30 lbs., acre
		Maneb 70%	1½ lbs., 100 gals.
		Nabam plus zinc sulphate	2 qts. plus ¾ lb., 100 gals.
		Amobam plus zinc sulphate	1 qt. plus ¾ lb., 100 gals.



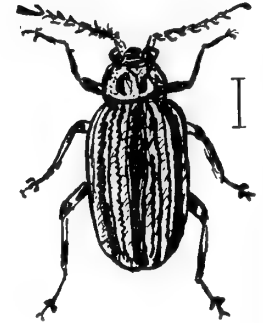
CORN EARWORM  
(TOMATO FRUITWORM)



WIRE WORM

## COWPEAS —

INSECTS	Pod weevils	Kilphene 5—Sulphur Dust	Toxaphene..... 25-35 lbs., acre
		Kilcide 5—Sulphur Dust	DDT..... 20-35 lbs., acre
DISEASES	Scab and leaf blight	Kilcop Dust No. 5	Copper..... 25-35 lbs., acre
		Nabam plus zinc sulphate	2 qts. plus ¾ lb., 100 gals.



Adult  
STRIPED CUCUMBER  
BEETLE

## CUCUMBER, SQUASH, CANTALOUPE —

INSECTS	Aphids	Kilphos Dust No. 1	Parathion..... 25-35 lbs., acre
		Kilgam Dust No. 2	Lindane..... 25-35 lbs., acre
		Vapophos Wettable 15%	Parathion..... 1 lb., 100 gals.
		Vapotone XX	TEPP..... 1 pt., 100 gals.
		Isotox Wettable No. 25	Lindane..... 1 lb., 100 gals.
	Leaf miners	Kilphos Dust No. 2	Parathion..... 30-35 lbs., acre
		Vapophos Wettable 15%	Parathion..... 1 lb., 100 gals.
	Cucumber beetles	Kilgam Dust No. 2	Lindane..... 25-35 lbs., acre
		Kryocide Sulphur Dust No. 1	25-35 lbs., acre
	Pickle worms	Kilphos Dust No. 1	Parathion..... 25-35 lbs., acre
Melon worms	Marlate 50	Methoxychlor... 3 lbs., 100 gals.	
Squash bugs	Marlate Dust No. 1	Methoxychlor... 25-35 lbs., acre	
	Isotox Wettable No. 25	Lindane..... 1 lb., 100 gals.	
	Vapophos Wettable 15%	Parathion..... 1 lb., 100 gals.	
	DISEASES	Downy mildew	Zineb Dust No. 1
	Nabam plus zinc sulphate		2 qts. plus ¾ lb., 100 gals.
Powdery mildew	Karathane 25-W	Capryl..... 6 to 8 oz., 100 gals.	
	Karathane Dust 1%	Capryl..... 20-30 lbs., acre	
Angular leaf spot	Orthocide 50-W	Captan..... 4 lbs., 100 gals.	
Anthracnose	Zineb	2 lbs., 100 gals.	



SQUASH BUG

## EGGPLANT —

INSECTS	Aphids	Kilphos Dust No. 2	Parathion..... 20-60 lbs., acre
	Thrips	Vapophos Wettable 15%	Parathion..... 1 lb., 100 gals.
	Leaf Miners	Vapotone XX	TEPP..... 1 pt., 100 gals.
		Dusting Sulphur	20-60 lbs., acre
	Red spiders	Vapotone XX	TEPP..... 1 pt., 100 gals.
		Kilphos Dust No. 1	Parathion..... 20-60 lbs., acre
		TEPP 40%	½ pt., 100 gals.
	Cutworms	Kilchlor-Kilphene	} Chlordane..... 15 30 lbs., acre
	Mole crickets	Poison Bait No. 11	
	Fruitworms	Kilphene 10 Dust	30-35 lbs., acre

## LETTUCE, ESCAROLLE —

INSECTS	Cutworms	Kilchlor-Kilphene	} Chlordane..... 15-30 lbs., acre
		Poison Bait No. 11	
	Mole crickets		
Aphids and loopers	Vapophos Wettable 15%	Parathion..... 1 lb., 100 gals.	
	25% DDT Emulsion	1 qt., 100 gals.	
DISEASES	Downy Mildew	Zineb	2 lbs., 100 gals.
		Maneb	1½ lbs., 100 gals.



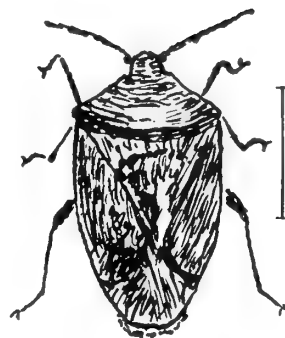
SQUASH VINE BORER

## INSECT AND DISEASE RECOMMENDATIONS (Continued)

For detailed information on the Miller Amendment governing the use of pesticides on crops, see page 50.

### OKRA—

		Coined Common Name	
<b>INSECTS</b>			
Aphids .....	Vapotone XX .....	TEPP .....	1 pt., 100 gals.
Leaf miners .....	Kilphos Dust No. 1 .....	Parathion .....	25-35 lbs., acre
	Vapophos Wettable 15% .....	Parathion .....	1 lb., 100 gals.
Pumpkin bugs .....	Kilphene 10 Dust .....	Toxaphene .....	25-35 lbs., 100 gals.
Okra caterpillars .....	Alltox Wettable No. 40 .....	Toxaphene .....	2½ lbs., acre



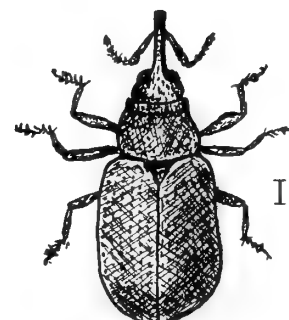
GREEN PUMPKIN BUG  
(SOUTHERN STINK BUG)

### ONION—

<b>INSECTS</b>			
Thrips .....	Gamtox Wettable No. 10 .....	BHC .....	2½ lbs., 100 gals.
	DDT 25% Emulsion .....		1 qt., 100 gals.
	Vapophos Wettable 15% .....	Parathion .....	1 lb., 100 gals.
<b>DISEASES</b>			
Alternaria Leaf Blight .....	Zineb 65-W .....		2 lbs., 100 gals.
Downy Mildew .....			

### PEPPER—

<b>INSECTS</b>			
Aphids .....	Kilphos Dust No. 1 .....	Parathion .....	20-30 lbs., acre
	Vapophos Wettable 15% .....	Parathion .....	1 lb., 100 gals.
	TEPP 40 .....		½ pt., 100 gals.
Pepper weevils .....	Kilhex Dust No. 7 .....	BHC .....	25-30 lbs., acre
Fall army worms .....	DDT 25% Emulsion .....		1 qt., 100 gals.
Blister beetles .....	Gamtox Wettable No. 10 .....	BHC .....	2½ lbs., 100 gals.
	Marlate 50 .....	Methoxychlor .....	3 lbs., 100 gals.
	Kilphene 10 Dust .....	Toxaphene .....	25-35 lbs., acre
<b>DISEASES</b>			
Cercospora leaf spot .....	Improved C-M-Z Sprary .....		6 lbs., 100 gals.
Alternaria leaf spot .....	Kilcop Dust No. 6 .....	Copper .....	30-35 lbs., acre
	Kilcop "53" .....	Copper .....	5 lbs., 100 gals.
	Zineb 65-W .....		2 lbs., 100 gals.
Phytophthora blight .....	Nabam plus zinc sulphate .....	Nabam .....	2 qts. plus ¾ lb., 100 gals.
	Zineb 65-W .....		2 lbs., 100 gals.
			1½ lbs., 100 gals.
Bacterial leaf spot .....	Agrimycin (100 PPM) .....	plus 4 lbs. neutral copper,	100 gals.
	Streptomycin (100 PPM) .....	plus 4 lbs. neutral copper,	100 gals.
	Agrimycin 500 .....		5 lbs., 100 gals.
Damp-off .....	Orthocide 50-W .....	Captan .....	4 lbs., 100 gals.
Blossom-end rot .....	Yellow Cuprocide .....	Copper .....	1½ lbs., 100 gals.
	Calcium Chloride .....		4 lbs., 100 gals.



PEPPER WEEVIL

### POTATOES—

<b>INSECTS</b>			
Aphids .....	Kilphos Dust No. 1 .....	Parathion .....	20-40 lbs., acre
Leaf Miners .....	Vapophos Wettable 15% .....	Parathion .....	1 lb., 100 gals.
Army worms .....			
Cutworms .....	Kilphene 5 Dust .....	Toxaphene .....	20-40 lbs., acre
Colorado potato beetles .....	Alltox Wettable No. 40 .....	Toxaphene .....	2½ lbs., 100 gals.
Pumpkin bugs .....	DDT Emulsion 25% .....		1 qt., 100 gals.
Leaf-footed plant bugs .....			
<b>DISEASES</b>			
Late blight .....	Zineb Dust No. 2 .....		25-35 lbs., acre
Early blight .....	Nabam plus zinc sulphate .....		2 qts. plus ¾ lb., 100 gals.
	Zineb 65-W .....		2 lbs., 100 gals.



Adult  
COLORADO POTATO BEETLE

### POTATOES (SWEET)—

<b>INSECTS</b>			
Caterpillars .....	Kilphene-10 Dust .....	Toxaphene .....	25-35 lbs., acre
Gold bugs .....	Alltox Wettable No. 40 .....	Toxaphene .....	2½ lbs., 100 gals.
Grasshoppers .....			
Sweet Potato Weevil .....	Dieldrin Dust No. 1 .....		75 lbs., acre
	Heptachlor Dust No. 1 .....		75 lbs., acre



Wingless Adult  
APHID

### RADISH, TURNIP, MUSTARD—

<b>INSECTS</b>			
Aphids .....	Kilphos Dust No. 1 .....	Parathion .....	20-40 lbs., acre
Foliage Worms .....	Kilgam Dust No. 2 .....	Lindane .....	20-40 lbs., acre
	Vapophos Wettable 15% .....	Parathion .....	1 lb., 100 gals.

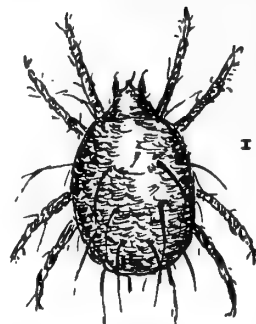
# INSECT AND DISEASE RECOMMENDATIONS (Continued)

For detailed information on the Miller Amendment governing the use of pesticides on crops, see Page 50.

## STRAWBERRIES—

### INSECTS

		Coined Name	Common Name	
Aphids	Kilhex-Sulphur Dust No. 8	BHC		25-30 lbs., acre
Thrips	Vapophos Wettable 15%	Parathion		2 lbs., 100 gals.
Red Spiders	Malathion 25-W			2 lbs., 100 gals.
	Kilphos-Sulphur Dust No. 6			20-25 lbs., acre
	Tepp 40%			3/4 pt., 100 gals.
Pameras	Alltox 40	Toxaphene		3 lbs., 100 gals.
Flea beetles	Kilcide 3-Sulphur Dust	DDT		20-25 lbs., acre
Leaf rollers	Kilgam-Sulphur Dust No. 6	Lindane		20-25 lbs., acre
Grasshoppers				
Mole crickets	Kilchlor Poison Bait No. 8	Chlordane		15-25 lbs., acre
Cutworms	Kilchlor-Kilphene Poison	Chlordane		
Field crickets	Bait No. 11	Toxaphene		20-25 lbs., acre
Bud worms (Lesser cornstalk borer)	DDT 25% Emulsion	DDT		2 qts., 100 gals.
Wireworms	Heptachlor			Broadcast 2 gals., acre
	Aldrin			Broadcast 2 gals., acre
	Ortho-Klor 8			Broadcast 1 gal., acre



RED SPIDER

### DISEASES

Common Leaf Spot	Kilcop Dust No. 2	Copper		20-30 lbs., acre
Leaf Scorch	Kilcop "53"	Copper		4 lbs., 100 gals.
Leaf Blight	Zineb Dust No. 1			20-30 lbs., acre
Fruit Rots	Maneb 70%			1 1/2 lbs., 100 gals.
	Orthocide W-50	Captan		4 lbs., 100 gals.



CUTWORM

## TOMATOES—

### INSECTS

Aphids	Kilphos Dust No. 1	Parathion		25-35 lbs., acre
Thrips	Kilhex Dust 1 1/2%	BHC		25-35 lbs., acre
	Vapophos Wettable 15%	Parathion		1 lb., 100 gals.
	Gamttox Wettable No. 10	BHC		2 lbs., 100 gals.
Army worms	Kilphos Dust No. 1	Parathion		25-35 lbs., acre
Cutworms	Vapophos Wettable 15%	Parathion		1 lb., 100 gals.
Tomato fruit worms	DDT 25% Emulsion			1 qt., 100 gals.
Pin worms	DDT 50% Wettable			2 lbs., 100 gals.
	RHothane WP-50	TDE—DDD		2 lbs., 100 gals.
	Kilchlor-Kilphene Poison	Chlordane		20-25 lbs., acre
	Bait No. 11	Toxaphene		
Leaf miners				
Pumpkin bugs	Kilphos Dust No. 1	Parathion		25-35 lbs., acre
Leaf-footed plant bugs	Vapophos Wettable 15%	Parathion		1 lb., 100 gals.
Horn worms	Alltox 40-W	Toxaphene		3 lbs., 100 gals.
	RHothane 25% Emulsion	TDE—DDD		1 qt., 100 gals.
	Marlate 50	Methoxychlor		3 lbs., 100 gals.
	Marlate Dust No. 1	Methoxychlor		25-35 lbs., acre



TOMATO PINWORM

### DISEASES

Late blight	Maneb 70%			1 1/2 lbs., 100 gals.
Early blight	Zineb Dust No. 2	Zineb		30-40 lbs., acre
Gray leaf-spot (Red rust)	Nabam plus zinc sulphate			2 qts. plus 3/4 lb., 100 gals.
	Zineb 65%			2 lbs., 100 gals.
Botrytis (Gray mold)	Phygon XL	Dichlone		3/4 lb., 100 gals.
Bacterial leaf spot	Agrimycin (100 PPM)			plus 4 lbs. Neutral Copper, 100 gals.
	Streptomycin (100 PPM)			plus 4 lbs. Neutral Copper, 100 gals.
	Agrimycin 500			5 lbs., 100 gals.



Adult MOLE CRICKET

## WATERMELON—

### INSECTS

Aphids	Kilgam Dust No. 2	Lindane		15-40 lbs., acre
Leaf miners	Kilphos Dust No. 1	Parathion		20-35 lbs., acre
	Vapophos Wettable 15%	Parathion		1 lb., 100 gals.
	Tepp 40%			1/2 pt., 100 gals.
Rind worms	Kilgam Dust No. 2	Lindane		30-40 lbs., acre
	Kryocide Dust No. 1			30-40 lbs., acre
Cutworms	Poison Bait No. 8	Chlordane		20-25 lbs., acre

### DISEASES

Cercospora Leaf Spot	Maneb 70%	Maneb		1 1/2 lbs., 100 gals.
Downy mildew	Zineb Dust No. 2	Zineb		30-40 lbs., acre
Anthracoise	Zineb 65%	Zineb		2 lbs., 100 gals.
Gummy stem blight	Orthocide 50-W	Captan		4 lbs., 100 gals.



LEAF-FOOTED PLANT BUG

# INSECT AND DISEASE RECOMMENDATIONS (Continued)

For detailed information on the Miller Amendment governing the use of pesticides on crops, see page 50.

## TOBACCO—

INSECTS		Coined Name	Common Name	
Aphids	}	Kilphos Dust No. 1	Parathion	10-35 lbs., acre
		Vapophos Wettable 15%	Parathion	1 lb., 100 gals.
		Vapotone XX	TEPP	1 pt., 100 gals.
Bud worms	}	RHothane 5-Tobacco Dust	TDE-DDD	15-35 lbs., acre
		DDT 50% Wettable		2 lbs., 100 gals.
		RHothane WP-50	TDE-DDD	2 lbs., 100 gals.
Horn worms	}	RHothane 5-Tobacco Dust	TDE-DDD	25-30 lbs., acre
		Kryocide Dust No. 1		15-35 lbs., acre
		RHothane WP-50	TDE-DDD	2 lbs., 100 gals.
Mole crickets		Kilchlor Poison Bait No. 8*	Chlordane	15-20 lbs., acre

\*CAUTION: Do not use directly on plants  
Scatter in paths or walk ways.

## DISEASES—PLANT BEDS

Blue mold	}	Zineb Dust No. 2	Zineb	1½ to 4 lbs. to 100 sq. yds.
		Zineb Wettable	Zineb	4 lbs., 100 gals.
		Fermate Wettable	Ferbam	3 lbs., 100 gals.

## PEANUTS—

INSECTS				
Velvet bean caterpillars	}	Kilcide 5—Sulphur Dust	DDT	25-35 lbs., acre
		Kryocide—Sulphur Dust No. 4		25-35 lbs., acre

## DISEASES

Leaf spot		Dusting Sulphur		15-25 lbs., acre
-----------	--	-----------------	--	------------------

## GLADIOLUS—

### INSECTS

Thrips	}	Endrin 1.6 Spray		1 pt. 100 gals.
		DDT 50% Wettable		4 lbs., 100 gals.
Army worms	}	Dieldrin Emulsion		
		(1.5 lbs. technical per gal.)		3 pts., 100 gals.
Red spider	}	Kilphos Dust No. 2	Parathion	25-35 lbs., acre
		Vapophos Wettable 15%	Parathion	1 lb., 100 gals.
		Wettable Sulphur		12 lbs., 100 gals.
		Kelthane W		2 lbs., 100 gals.

### DISEASES

Curvularia		Orthocide 50-W	Captan	4 lbs., 100 gals
Botrytis		Nabam plus zinc sulphate	Nabam	2 qts. plus ¼ lb., 100 gals.
Stemphylium		Zineb 65%	Zineb	2 lbs., 100 gals.

## LAWNS—

### INSECTS

Chinch bugs	}	Kilgore's 25% DDT Emulsion		1 qt. to 1000 sq. ft.
		Kilgore's Kil-Chinch		Treat infested areas with 2 lbs., 100 sq. ft.
		Diazinon 25 Emulsion		¼ pt. to 1000 sq. ft.
Army worms	}	Saba Chinch		Treat infested areas with 4 lbs., 1000 sq. ft.
		Kilgore's 25% DDT Emulsion		1 qt. to 1000 sq. ft.
Mole crickets		Kilchlor Dust 5%	Chlordane	3 lbs., per 1000 sq. ft.
Nematodes		Kilgore's Nema-Kil		1 qt. to 600-800 sq. ft.

NOTE: See our Annual Flower Guide for Florida, pages 28, 29, 30, 31.

## PASTURES—


### INSECTS

Aphids	}	Vapotone XX	TEPP	1 pt., 100 gals.
		Vapophos 15%	Parathion	1 lb., 100 gals.
		TEPP 40		½ pt., 100 gals.
Sod webworms		Kilphene 10-Dust*	Toxaphene	20-30 lbs., acre
Army worms		Kilcide 10 Dust*	DDT	20-30 lbs., acre
Grasshoppers				

\* CAUTION: Keep cattle off pastures for 2 weeks after applying these insecticides. Do not use in pastures for dairy cows or animals being finished for slaughter.



Nymph  
THRIP



Adult  
THRIP



Adult  
CHINCH BUG



Nymph  
CHINCH BUG

The Kilgore Seed Company processes many combinations of insecticides and fungicides which are too numerous to recommend in our General Catalog. If you do not find the combination you want, write our General Office in Plant City or call at your nearest Kilgore Store; it is likely we will have a dust in stock to fill your requirements.

# INSECT AND DISEASE RECOMMENDATIONS (Continued)

For detailed information on the Miller Amendment governing the use of pesticides on crops, see page 50.

## SOIL BORNE PESTS—

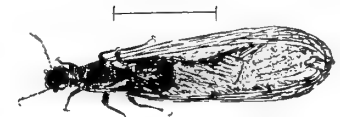
Nematodes	}	DD Soil Fumigant, see page 63
As preplanting treatment		Methyl Bromide, see page 63
		Soilfume (EDB), see page 63
		VPM, see page 63
Nematodes	}	Kilgore's Nema-Kil, see page 63
On established plants		
Wire worms and other soil insects	}	Aldrin 2 Spray .....2 gals., acre in 100 gals. water
(Soil application only)		Ortho-Klor 8 .....1 gal., acre in 100 gals. water
		Heptachlor 2 Spray .....2 gals., acre in 100 gals. water



WIRE WORM

## TERMITE CONTROL

		<b>Coined Common Name</b>	
Termites	}	Ortho-Klor 8 Spray .....Chlordane.....5 qts., 100 gals.	
		Ortho-Klor 44 Spray .....Chlordane.....2 gals., 100 gals.	



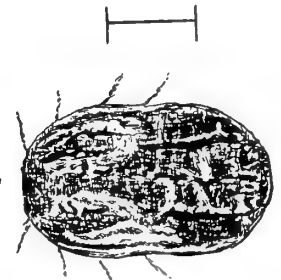
SUBTERRANEAN TERMITE WINGED ADULT

Apply to infected soil areas with low pressure spraying equipment. Thoroughly soak area. Where outside trenching operations next to foundation walls are desired, dig trench 1 to 2 ft. deep and 8" to 12" wide. Apply at the rate of one gallon per linear foot of trench. Also treat soil as trench is being refilled. For treating fill dirt under concrete, apply 3 gals. diluted material per sq. foot—Make diluted spray with 1/3 pint 75% emulsion to 25 gals. water. If above recommendations are followed, present results show that the protection period should be at least five years.

## LIVESTOCK PESTS

### DAIRY CATTLE—

		<b>Coined Common Name</b>	
Flies	}	DuPont Dairy Cattle Spray .....Methoxychlor.....1 lb., 12 gals.	
Lice		"Marlate" 50-Insecticide .....Methoxychlor.....1 lb., 12 gals.	



ADULT CATTLE FEVER TICK

### DAIRY BARN AND MILK SHEDS—

		<b>Coined Common Name</b>	
Flies	}	Diazinon 25-E .....1 pt., 6 gals.	
		Isotox Dairy Spray .....Lindane.....10 lbs., 100 gals.	
		"Marlate" 50-Insecticide .....Methoxychlor.....25 lbs., 100 gals.	
		Ortho Fly Killer Dry Bait .....Follow label directions	
		DuPont Dairy Barn Insecticide .....Methoxychlor-Lindane.....32 lbs., 100 gals.	

CAUTION: All feed troughs, feed and utensils should be covered before spraying.

### RANGE CATTLE—

#### SPRAYS

		<b>Coined Common Name</b>	
Horn flies	}	DDT 50% Wettable .....8 lbs., 100 gals.	
Lice		Gamtox Wettable No. 10 .....BHC.....3 3/4 lbs., 100 gals.	
Mosquitoes	}	"DuPont Livestock Spray and Dip No. 30" .....BHC & DDT.....11 lbs., 100 gals.	
Mange mites		Ortho Healthy Herd .....BHC & DDT.....10 lbs., 100 gals.	
Screw worms	}	"Smearex," ScrewWorm Preparation	Follow Label Directions
		"Ortho 1038 Screw Worm Control".....	
		Ortho EQ 335 Screw Worm Remedy.....	
		Barry's Screw Worm Bomb (Aerosol).....	
DIPS*	}	Ortho Healthy Herd Wettable Powder .....BHC & DDT.....10 lbs., 100 gals.	
Flies		"DuPont Livestock Spray and Dip No. 30" .....BHC & DDT.....11 lbs., 100 gals.	
Ticks	}	Ortho Kleen Stock Spray	See label for directions
Lice		Lindane and	
Mange mites		Toxaphene.....	
Gnats			
Fleas	}	Cooper-Tox Spray and Dip .....Lindane and Toxaphene.....	See label for directions



ADULT HORN FLY

\*CAUTION: In using dipping vats, all traces of arsenicals, oils or sludge from such materials must be thoroughly removed before charging with Gamtox, Isotox, "Marlate" or DDT; A mixture of arsenicals or oil solutions with Gamtox, Isotox, "Marlate," or DDT is highly toxic to animals and may cause death. Directions on all containers should be carefully followed.

# PESTICIDES

For household and garden insecticides, see Page 68

When ordering pesticides allow enough for postage because all prices quoted are f.o.b. Plant City or any Kilgore store unless otherwise specified. Inquire of your postmaster for proper parcel post rates.

All pesticides not used for commercial agriculture purposes are subject to 3% State Sales Tax.

All prices quoted are subject to change without notice.

## INSECTICIDES

**ALDRIN 2 SPRAY**—A liquid formulation containing 2 lbs. aldrin per gallon. 1 gal. \$5.05; 5-gal. can \$23.25; 30 gals. \$136.50; 53 gals. \$233.20.

**ALDRIN 4 SPRAY.** Contains 4 lbs. Aldrin per gallon. 55-gal. drums only \$385.00.

**ARAMITE**—15-W. An effective miticide. Used on citrus, ornamentals and vegetables. Controls red spider mites. Use 1½ lbs. per 100 gals. Price 4-lb. bag \$3.20; 50 lbs. \$38.50

**ARSENATE OF LEAD POWDER.** Use 3 lbs. to 100 gals. water. Pound bags 60c; 4 lbs. \$1.45.

**BENZENE HEXACHLORIDE PREPARATIONS.**

**GAMTOX WET-TABLE** — No. 10 (Contains 10% gamma isomer.) Use 2½ lbs. per 100 gals. water. 5-lb. bag \$1.80; 50-lb. bag \$12.00.

**KILHEX DUST** — No. 7 (Code No. G-3) — (Gamtox) Contains 1½% gamma isomer. Lb. 15c; 25 lbs. \$1.80; 50 lbs. \$2.55; 100 lbs. \$5.10.

**KILHEX-SULPHUR DUST** — (Code No. G-4) — (Gamtox) Contains 1½% gamma isomer. Lb. 15c; 25 lbs. \$2.20; 50 lbs. \$3.35; 100 lbs. \$6.70.

**BLACK LEAF 40.** For the control of aphids, thrips. Use from 1 to 2 pts. per 100 gallons water. Is effective as a spray against poultry lice. 2 oz. 98c; 6 oz. \$1.98; 12 oz. \$2.98; 5 lbs. \$8.00; 10 lbs. \$15.50. Prices quoted are prepaid.

**CALCIUM ARSENATE POWDER.** 1-lb. can 45c; 4-lb. bag 65c.

### CHLORDANE PREPARATIONS

**KILCHLOR 40-W.** (Contains 40% technical chlordane.) Use 2½ lbs. per 100 gals. of water. 1-lb. can 90c; 5-lb. bag \$2.65; 10-lb. bag \$5.30; 25 lbs. \$12.50; 50 lbs. \$24.50.

**ORTHO-KLOR "44"**—(Containing 44% liquid chlordane). Readily emulsifiable in water. For control of ants, mole crickets, cutworms, army worms, grasshoppers, roaches and many other insects. 4 oz. 69c; 8 oz. \$1.19; pt. \$1.98; qt. \$2.98.

**ORTHO-KLOR-8 SPRAY.** (Contains 72% chlordane.) 1 gal. \$10.80; 5 gals. \$52.50. Use 2 qts. per 100 gallons for soil applications.

**KILCHLOR DUST 5%** (Code No. H-1)—(Contains 5% chlordane.) Lb. 20c; 25 lbs. \$2.80; 50 lbs. \$4.60; 100 lbs. \$9.20.

**KILCHLOR-SULPHUR DUST NO. 3** (Code No. H-3)—(Contains 5% chlordane). Lb. 25c; 25 lbs. \$3.15; 50 lbs. \$5.30; 100 lbs. \$10.60.



### DDT PREPARATIONS

**KILCIDE 50W (50% DDT).** Use 2 lbs. to 100 gals. water. 1-lb. canister 70c; 3-lb. bag 89c; 4 lbs. \$1.18; 5-lb. bag \$1.48; 50-lb. bag \$12.75.

**DDT 25% EMULSION.** Use 2 qts. per 100 gals. water. Qt. \$1.35; gal. \$3.15; 5 gals. \$11.25; 30-gal. drum \$64.50; 53 gals. \$106.00.

**KILCIDE 5 DUST**—(Code No. D-3)—(Contains 5% DDT). Lb. 15c; 25 lbs. \$1.75; 50 lbs. \$2.45; 100 lbs. \$4.90.

**KILCIDE 5-SULPHUR DUST**—(Code No. D-10)—(Contains 5% DDT). Lb. 15c; 25 lbs. \$2.10; 50 lbs. \$3.20; 100 lbs. \$6.40.

**KILCIDE 10 DUST**—(Code No. D-4)—(Contains 10% DDT). Lb. 15c; 25 lbs. \$2.20; 50 lbs. \$3.35; 100 lbs. \$6.70.

**KILCIDE 5-MANGANESE-SULPHUR DUST** — (Code No. DX-2)—(Contains 5% DDT). Lb. 15c; 25 lbs. \$2.25; 50 lbs. \$3.45; 100 lbs. \$6.90.

**DIELDRIN EMULSION.** (Contains 1.5 lbs. technical dieldrin per gal.) 1 gal. \$7.25; 5 gals. \$34.50; 50 gals. \$335.00.

**DIELDRIN—10% Granular.** Used for control of flies, mosquitoes, beetles, etc. Consult label for complete information. 5-lb. bag \$2.75; 50-lb. bag \$24.00.

**DIELDRIN—50% wettable.** For the control of many insects. Consult label for complete information. 5 lbs. \$10.20.

**ENDRIN—1.6 spray.** Use strictly in accordance with label cautions, warnings and directions. 1 gal. \$11.50; 5 gals. \$54.75.

**HEPTACHLOR—2 Spray.** For control of wire worms and many soil borne pests. Consult label. 1 gal. \$5.05; 5 gals. \$23.25; 53 gals. \$233.20.

**KELTHANE EC EMULSION.** New effective miticide for use on flowers and ornamentals. Use 1 pint to 1 qt. in 100 gals. water, or 1 to 2 teaspoons per gallon. 1 gal. \$15.00; 5 gal. \$72.50.

**KELTHANE-W—Wettable powder.** Use 1 to 2 lbs. per 100 gal. water, 4 to 8 level tablespoons in 3 gallons water. 4 lbs. \$5.80; 50 lbs. \$67.50.

**KILGORE'S SLUG DUST.** For controlling slugs in nurseries, greenhouses etc. Use 2 lbs. per 1000 sq. ft. 1-lb. canister \$1.00; 6-lb. bag \$3.30; 50-lb. drum \$25.00.

**KRYOCIDE (Natural Cryolite).** A fluorine spray for chewing insects. Use 3 pounds Kryocide to fifty gallons of water. 1-lb. can 45c; 4-lb. bag \$1.10; 50-lb. bag \$10.65.

**KRYOCIDE DUST No. 1 (Code No. K-10)**—(Contains 27% Kryocide). A fluorine dust especially recommended for worms. Lb. 20c; 25 lbs. \$2.80; 50 lbs. \$4.55; 100 lbs. \$9.10.

**KRYOCIDE-SULPHUR DUST No. 4** (Code No. K-11)—(Contains 27% Kryocide.) Lb. 25c; 25 lbs. \$3.15; 50 lbs. \$5.25; 100 lbs. \$10.50.

**LIME-SULPHUR SOLUTION.** Particularly effective against rust mites on citrus. 1 gal. 75c; 5 gals. \$3.00; 55 gals. \$16.50. \$3.00 deposit on 55-gal. drums.

### LINDANE PREPARATIONS

**ISOTOX SPRAY**—No. 200 (Contains 20% gamma isomer). Use 1 pt. per 100 gals. water. 4-oz. bottle 95c; 16 oz. bottle \$2.25; 1 gal. \$12.20.

**ISOTOX**—No. 25-W (Contains 25% gamma isomer). Use 1 lb. per 100 gals. water. For cucumbers, squash, melons, etc. 1-lb. can \$1.67; 4-lb. can \$6.52; 20 lbs. \$31.80.

# INSECTICIDES (Continued)

## LINDANE PREPARATIONS—(Continued)

**KILGAM DUST—No. 1** (Code No. Q-4)—(Isotox) Contains 1% gamma isomer of Lindane. Lb. 20c; 25 lbs. \$2.60; 50 lbs. \$4.20; 100 lbs. \$8.40.

**KILGAM DUST—No. 2** (Code No. Q-5)—(Isotox) Contains 1½% gamma isomer of Lindane. Lb. 25c; 25 lbs. \$3.30; 50 lbs. \$5.60; 100 lbs. \$11.20.

**KILGAM—SULPHUR DUST No. 6** (Code No. Q-6) (Isotox) Contains 1% gamma isomer of Lindane. Lb. 25c; 25 lbs. \$3.05; 50 lbs. \$5.10; 100 lbs. \$10.20.

**MALATHION 50% EMULSION.** Use 1 qt. per 100 gals. water. 1 oz. 49c; 5 oz. \$1.39; 1 pt. \$2.69; 1 qt. \$4.29; ½ gal. \$7.95.

**MALATHION.** 25% Wettable Powders. Use 2 lbs. per 100 gals. water. 1 lb. 75c; 5 lbs. \$2.80; 50 lbs. \$24.30.

**"MARLATE" 50**—A residual insecticide with exceptionally low toxicity to animals and humans. There is only a minimum hazard from the spray residue. Especially recommended for worm control on cucumbers, squash, and melons—will not harm plants. 4-lb. bag \$3.50; 50-lb. bag \$36.00.

**"MARLATE" 2-MR**—(Emulsifiable)—A residual insecticide for control of leafhoppers and other pasture insects. Also used for chinch bugs, fleas, soil insects and lawns, and insect and fly control of dairy and beef cattle as spray or in "back-rubber." 1 gal. \$5.00; 5 gals. \$21.50; 30 gals. \$123.00.

**MARLATE DUST NO. 1** (Code No. W-1) (Contains 5% Methoxychlor). 1 lb. 25c; 25 lbs. \$3.20; 50 lbs. \$5.40; 100 lbs. \$10.80.

**OIL EMULSION N-P 90.** For the control of scales, mealy bugs, red spiders, etc. Dilute with water 3 qts. to 50 gals. Gal. 80c; 5 gals. \$3.25; 55 gals. \$22.00. Deposit on containers.

**PARATHION PREPARATIONS.** Parathion products are highly toxic to man and warm blooded animals. It is urged that all precautions and recommendations stated on labels be carefully followed.

**VAPOPHOS WETTABLE 15%.** A wettable powder containing 15% parathion. Use at the rate of 1 lb. to 100 gals. of water. 1 lb. 52c; 3-lb. bag \$1.17; 4-lb. bag \$1.56; 5-lb. bag \$1.95; 100-lb. drum \$37.00.

**VAPOPHOS 4 FLOWABLE.** 1 gal. \$10.85; 5 gals. \$51.75; 30 gals. \$307.50.

**ORTHOPHOS 4 SPRAY.** (Contains 4 lbs. parathion per gal) Use 1/3 pt. per 100 gallons water. 1 gal. \$22.00; 5 gals. \$108.75.

**KILPHOS DUST NO. 1.** (Code No. E-1)—Contains 1% parathion. 50 lbs. \$2.65; 100 lbs. \$5.30.

**KILPHOS DUST NO. 2** (Code No. E-2)—Contains 1% parathion and wettable sulphur. 50 lbs. \$3.45; 100 lbs. \$6.90.

**KILPHOS DUST NO. 4** (Code No. E-4)—Contains 2% parathion. 50 lbs. \$3.80; 100 lbs. \$7.60.

**KILPHOS-KILPHENE-SULPHUR DUST NO. 1** (Code No. EI-4)—Containing 1½% parathion and 5% toxaphene. 50 lbs. \$4.95; 100 lbs. \$9.90.

**PARIS GREEN.** ¼ lb. 30c; 1 lb. 80c; 5 lbs. \$3.45.

**PERTHANE WP-50.** For the control of chewing insects on lettuce, spinach, and cole crops. Use 2 lbs. to 100 gals. water. 4 lbs. \$2.76; 50 lbs. \$31.00.

**PERTHANE EC (EMULSION).** (Contains 4 lbs. per gal.) 5 gals. \$27.25; 30 gals. \$154.50.

**PHOSDRIN EM-2.** (2 lbs. per gallon). A new organic systemic phosphatic poison. Controls aphids, thrips, and certain caterpillars on cole crops. Use 1½ pts. per 100 gals. 1 gal. \$25.00.

**POISON BAITS.** Ready for use to control crickets, cutworms, grasshoppers and field crickets. Also ideal for airplane application. Do not use poison baits No. 10 and 11 on cucumbers, squash and melons.

**POISON BAIT NO. 8** (Code No. B-8)—(Contains chlordane). 1 lb. 15c; 25 lbs. \$2.35; 50 lbs. \$3.70; 100 lbs. \$7.40.

**POISON BAIT NO. 10.** (Code No. B-10)—(Contains toxaphene). 1 lb. 15c; 25 lbs. \$2.15; 50 lbs. \$3.25; 100 lbs. \$6.50.

**POISON BAIT NO. 11.** (Code No. B-11)—(Contains chlordane and toxaphene). 1 lb. 20c; 25 lbs. \$2.60; 50 lbs. \$4.15; 100 lbs. \$8.30.

**RED ARROW GARDEN SPRAY.** Kills garden aphids, melon aphids, worms, leaf hoppers, white flies, red spiders, caterpillars thrips celery leaf tiers. Safe to use on vegetables up to harvest. 1 oz. 49c; 4 oz. \$1.19; pint \$3.30; quart \$6.30; gal. \$20.00.

**RHOTHANE.** A compound closely related to DDT. Its toxicity to most insects is equal to that of DDT and less toxic to humans and warm blooded animals.

**RHOTHANE WP-50.** Contains 50% of the technical material. Use at the rate of 2 lbs. to 100 gals. water. 4-lb. bag \$2.20; 50-lb. bag \$25.50.

**RHOTHANE EMULSION.** (Contains 25% of the technical material.) 1 gal. \$3.10; 5 gals. \$14.00; 30-gal. drum \$78.00; 50-gal. drum \$125.00.

**ROTENONE DUST, NO. 1.** (Code No. R-6)—Safe to use up to harvest on vegetable crops for control of worms, aphids, thrips, etc. 1 lb. 25c; 25 lbs. \$3.70; 50 lbs. \$6.35; 100 lbs. \$12.70.

**SYSTOX**—A systemic insecticide (which acts from within the plant) effective against aphids and red spider mites. Permitted for use on ornamentals, broccoli, Brussels sprouts, cabbage, cauliflower, muskmelons, potatoes, strawberries and oranges. 1-gal. can \$32.00.

## TOXAPHENE PREPARATIONS

**ALLTOX 40W.** (Contains 40% toxaphene.) Use from 3 to 4 lbs. per 100 gals. of water. 6-lb. bag \$1.53; 50-lb. bag \$10.75.

**ALLTOX SPRAY NO. 4.8.** (Contains 4.8 lbs toxaphene per gal.) Use from 1 to 1½ qts. per 100 gals. of water. Gal. \$4.10; 5 gal. \$18.75.

**TOXAPHENE 6 SPRAY.** (Contains 6 lbs. toxaphene per gal.) Use 1 qt. per 100 gals. water. 1 gal. \$3.25; 5 gals. \$15.25; 50 gals. \$142.50.

**KILPHENE 5-DUST.** (Code No. I-3)—(Contains 5% toxaphene.) 1 lb. 15c; 25 lbs. \$1.70; 50 lbs. \$2.40; 100 lbs. \$4.80.

**KILPHENE 10-DUST.** (Code No. I-2)—(Contains 10% toxaphene.) Lb. 15c; 25 lbs. \$2.15; 50 lbs. \$3.25; 100 lbs. \$6.50.

**KILPHENE 5-SULPHUR DUST.** (Code No. I-1)—(Contains 5% toxaphene.) Lb. 15c; 25 lbs. \$2.00; 50 lbs. \$3.00; 100 lbs. \$6.00.

## TEPP PREPARATIONS

**VAPOTONE XX SPRAY (20%)** for control of aphids, thrips, red spiders. Use from ½ to 1 pt. per 100 gals. water. 1 gal. \$12.00; 5 gals. \$58.50.

**ORTHO TEPP SPRAY (40%).** Use ½ to 2/3 pt. per 100 gals. water per acre. For control aphids, thrips, red spiders and leaf hoppers. 1 gal. \$12.00; 5 gals. \$58.75.

**VOLCK OIL SPRAY.** A liquid oil spray and spray carrier, furnished in the following sizes only, 4 oz. 35c; 16 oz. 75c; 32 oz. \$1.25; 1 gal. \$3.00.


**VOLCK SOLUBLE OIL 97%.** A new, improved oil spray, primarily for use on Citrus. Use ½ gal. to 50 gals. water. 1 gal. 95c; 5 gals. \$4.00; 54 gals. \$35.10. Deposit on 54-gal. containers.





# FUNGICIDES

## ANTIBIOTIC SPRAYS



Agri-Mycin 100 and Ortho Streptomycin, two of the Antibiotic materials, are now being used successfully for the control of bacterial spot on tomatoes and peppers, blackleg and soft rot of potatoes, wildfire and blue mold of tobacco. Experimental work is being continued on many other plants. Agrimycin 100 and Ortho Streptomycin give best results when used at 100 ppm in combination with neutral copper for diseases on celery, pepper and tomatoes. General recommenda-

tion is 100 ppm. One 9.34-oz. bottle of Agri-Mycin 100 or one 8-oz. bag of 17% Ortho Streptomycin in 100 gallons of water makes a 100 ppm spray.

**AGRIMYCIN 100**—9.34-oz. bottle \$6.60; 25-lb. drum (equivalent to 42½ bottles) \$219.00.

**AGRIMYCIN 500.** A combination of neutral copper and Agrimycin 100. Equivalent to 100 ppm and 4 lbs. Neutral Copper in 100 gals. 5 lbs. \$7.60; 25 lbs. \$37.00.

**ORTHO STREPTOMYCIN**—8-oz. bag of 17% \$6.60; 25-lb. drum \$219.00 f.o.b. Plant City or Kilgore stores.

**ARASAN-75. (75% Thiram).** An effective treatment for vegetable seed. Reduces loss from seed decay and damping-off. 1-oz. pkg. 50c; 8-oz. can \$1.50; 25-lb. drum \$40.50; 100-lb. drum \$155.00.

**CERASAN (New Improved).** Destroys seed-borne diseases by direct contact with the spores or penetrating vapor fumes. Ceresan has been used successfully in treating Gladiolus bulbs for control of Fusarium Rot before planting. Use ½ lb. Ceresan, 5 tablespoons of DuPont Spreader-Sticker to 25 gallons water. Dip bulbs in solution, let remain 15 minutes. Bulbs can be planted immediately after treatment. 1 lb. \$1.75; 100 lbs. \$110.00.

## COPPER COMPOUNDS

**BORDEAUX MIXTURE** 1 lb. 80c; 4 lbs. \$1.95.

**BLUESTONE** (copper sulphate) Granular or Snow-form. 1 to 10 lbs. 25c per lb.; 25 lbs. \$5.00; 50 lbs. \$9.50; 100 lbs. \$18.00.

**COPPER-A COMPOUND**—An excellent Copper fungicide for spraying purposes containing 45% metallic copper. Formulated especially for greater safety on copper sensitive plants. Use 4 lbs. per 100 gals. of water. 6-lb. bag \$3.12; 50-lb. bag \$24.95.

**CUPROCID-YELLOW.** (Contains 80% metallic copper.) A cuprous oxide for the control of various truck crop diseases. Use 2 lbs. per 100 gals. of water. 3-lb. bag \$3.30.

**KILCOP DUST NO. 1** (Code No. C-1)—(5.4% metallic copper.) Lb. 15c; 25 lbs. \$2.25; 50 lbs. \$3.45; 100 lbs. \$6.90.

**KILCOP DUST NO. 2** (Code No. C-2)—(6.75% metallic copper.) Lb. 20c; 25 lbs. \$2.50; 50 lbs. \$4.00; 100 lbs. \$8.00.

**KILCOP-SULPHUR DUST NO. 1.** (Code No. CS-1)—(6.75% metallic copper.) Lb. 20c; 25 lbs. \$2.90; 50 lbs. \$4.80; 100 lbs. \$9.60.

**KILCOP "53."** (Contains 53% metallic copper.) Kilcop is extremely fine, which is essential for good coverage and effective control of fungus. Use 4 lbs. per 100 gals. water. 1-lb. can 90c; 2-lb. bag 95c; 6-lb. bag \$2.44; 50-lb. bag \$19.30.

**KILCOP DUST NO. 5** (Code No. O-2)—(7.4% metallic copper.) Lb. 20c; 25 lbs. \$2.60; 50 lbs. \$4.20; 100 lbs. \$8.40.

**KILCOP DUST NO. 6** (Code No. O-3)—(9% metallic copper.) Lb. 20c; 25 lbs. \$2.90; 50 lbs. \$4.75; 100 lbs. \$9.50.

**DELSAN.** A seed protectant for the control of damping-off fungi. 7-oz. can \$2.00; 25-lb. drum \$53.75.

## DITHANE PREPARATIONS



**DITHANE D-14 (Nabam).** This fungicide has given excellent control on a variety of crop diseases such as late and early blight of potatoes and tomatoes, leaf blights of peppers, curvularia leaf spot of glads, anthracnose of beans and downy mildew of cucumbers, squash and melons and helminthosporium leaf blight of corn. Use 2 qts. Dithane D-14, ¾ lb. zinc sulphate to 100 gals. water. 1 gal. \$2.10; 5 gals. \$8.75; 30 gals. \$49.50.

**DITHANE Z-78 (Zineb) (Wettable).** Effective in the control of downy mildew and anthracnose of cucumbers, squash, melons and blue mold on tobacco. Helminthosporium leaf blight of corn. Use 2 lbs. to 100 gals. 1-lb. canister \$1.50; 3-lb. bag \$2.55; 5-lb. bag \$4.25; 50-lb. bag \$41.00.

**DITHANE M-22 (Maneb).** Controls a number of diseases on tomatoes, celery, peppers, eggplant and potatoes. Particularly effective where manganese deficiency exists. Use 1½ lbs. per 100 gals. water. 3-lb. bag \$3.36; 4½-lb. bag \$5.04; 50-lb. drum \$55.00.

**MANEB DUST NO. 1** (Code No. M-20) Contains 5.6% maneb. Lb. 25c; 25 lbs. \$3.40; 50 lbs. \$5.80; 100 lbs. \$11.60.

**ZINEB DUST NO. 1** (Code No. M-1)—(Contains 4% zineb). Lb. 20c; 25 lbs. \$2.60; 50 lbs. \$4.15; 100 lbs. \$8.30.

**ZINEB DUST NO. 2** (Code No. M-2)—(Contains 6% Zineb). Lb. 25c; 25 lbs. \$3.25; 50 lbs. \$5.45; 100 lbs. \$10.90.

**ZINEB-SULPHUR DUST NO. 4** (Code No. M-5)—(Contains 4% zineb). Lb. 25c; 25 lbs. \$3.05; 50 lbs. \$5.10; 100 lbs. \$10.20.

**"FERMATE" (R) (Ferbam)**—Fungicide for control of tobacco blue mold, early and late blight of celery; downy mildew of cabbage, damping-off in celery and lettuce seedbeds. Use 2 lbs. per 100 gals. water. 3-lb. bag \$1.77; 50-lb. bag \$27.50.

**KARATHANE 25-W.** A specific fungicide for the control of powdery mildew on cantaloupes, cucumbers, squash and ornamentals. Use ½ lb. to ¾ lb. per 100 gals. water. 3-lb. bag \$5.10.

**KARATHANE DUST NO. 1** (Code No. Z-1). 1 lb. 20c; 25 lbs. \$2.75; 50 lbs. \$4.50; 100 lbs. \$9.00.

**"MANZATE" (R)**—(Maneb)—Fungicide—Specific for control of tomato diseases such as late blight and gray leaf spot. Provides protection without yellowing or stunting of plants.

Also controls major foliage diseases of gladioli, cucumbers, potatoes, celery, and other crops. Use 1½ lbs. per 100 gallons of water. 3-lb. bag \$3.36; 4½-lb. bag \$5.04; 50-lb. drum \$55.00.

**ORTHO CID 50-W (Captan).** For control of damping-off in pepper seedbeds and other fungus diseases. For Irish potato seed treatment see page 52. Use 4 lbs. per 100 gals. water. 8-oz. canister \$1.25; 4-lb. bag \$3.04.

**ORTHO CID 75 SEED PROTECTANT.** Contains 75% captan. A seed treatment to prevent seed rot and damp-off diseases. 4½ oz. shaker can \$1.19; 1-lb. can \$2.60; 4-lb. can \$10.20; 20-lb. drum \$33.00.

**ORTHO SEEDGUARD.** A combination insecticide and fungicide to protect germinating seeds against soil insects and damping-off fungi. 20-lb. drum \$83.00.

# FUNGICIDES (Continued)

**"PARZATE" (R)**—Zineb—Fungicide (Wettable)—Effective in the control of downy mildew, and anthracnose of cucumbers, cantaloupes, squash, and watermelons.

For control of helminthosporium leaf blight of corn, early and late blight of potatoes, blights and gray leaf spot of tomatoes, blue mold of tobacco, and leaf spots of many other crops. Use 2 lbs. per 100 gals of water. 3-lb. bag \$2.55; 5-lb. bag \$4.25; 50-lb. bag \$41.00.

**"PARZATE" (R)**—Nabam—Fungicide—Used as an effective fungicide wherever nabam or zineb is recommended. Especially useful for potato blights and helminthosporium leaf blight of corn. Use 2 qts. "Parzate" and  $\frac{3}{4}$  lb. zinc sulphate per 100 gals. 5-gal. can \$8.75; 30-gal. drum \$49.50.

**PHYGON-XL** (Wettable). A fungicide for the control of leaf blights of tomatoes, beans and various other plant diseases. Use  $\frac{1}{2}$  to 1 lb. per 100 gals of water. 1 lb. \$3.00; 4 lbs. \$7.80; 100 lbs. \$185.00.

**SEMESAN**. An effective treatment for vegetable and flower seeds to control damping-off fungi in the soil. Also repels ants. Directions on package. 4-oz. pkg. \$1.80; 12 ozs. \$4.95; 25 lbs. \$105.00.

**SEMESAN BEL**. For treatment of potatoes, controlling certain diseases of this crop. Directions on package. 3 oz. \$1.05; 1 lb. \$3.30; 4 lbs. \$10.65; 40 lbs. \$99.80.

**SPERGON**. Very valuable for treating seeds, especially beans and peas, to control soil diseases for better stands and increased yields. Use 2 ounces per bushel of seed with beans and peas. 1 lb. \$2.40; 5 lbs. \$10.50; 50 lbs. \$100.00.

**SPERGON (Wettable)**. Valuable for spraying to control diseases—especially down mildew in cabbage seedbeds. Use at the rate of 2 lbs. to 100 gals. of water. 1 lb. \$2.00; 5 lbs. \$6.25; 50 lbs. \$57.50.

**SPERGON DUST NO. 3. (Code No. Y-3)**—Contains 5% Spergon—Wettable. For the control of downy mildew on cabbage. Lb. 25c; 25 lbs. \$3.50; 50 lbs. \$5.95; 100 lbs. \$11.90.

**SULFOCID**. A vegetable spray which is also valuable for citrus fruits. Checks mildew, rust and anthracnose on beans. Also used in washing water before shipping beans, tomatoes, eggplants and peppers to check rot and other diseases while in transit. Use 2 qts. to 100 gals. of water.  $\frac{1}{2}$  pt. 75c; pt. \$1.25; qt. \$1.75; gal. \$4.00; 5 gals. \$15.00.

**SULPHUR (Dusting)**. Lb. 5c; 25 lbs. \$1.00; 50 lbs. \$1.58; 100 lbs. \$3.15; ton \$62.00.

**SULPHUR (Wettable)**. 50 lbs. \$1.70; 100 lbs. \$3.35; ton \$65.50.

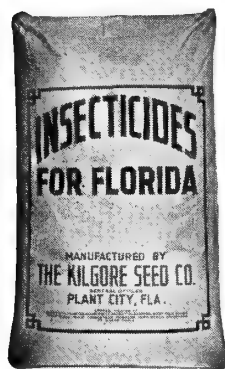
**TERRACHLOR WP 75% (PCNB)**. For the control of certain soil-borne diseases. Use 5 lbs. per 100 gals. 5 lb. bag \$4.20; 50 lb. bag \$40.50.

**TERSAN (R) 75**—A lawn and turf fungicide for control of "brown-patch" and "dollar spot." Use two tablespoons full to  $1\frac{1}{2}$  gal. water to 60 sq. ft. 8-oz. cans \$1.65; 3-lb. bag \$5.50.

**THYLATE 65W**—A fungicide used primarily for the control of celery seed-bed diseases. Use  $1\frac{1}{2}$  lbs. per 100 gals. water. 5-lb. bags \$4.10.

**ZERLATE (R) Ziram-Fungicide**—Specific for control of "frog-eye" spot on peppers and leaf blights on celery. Use two pounds per 100 gals. 3-lb. bag \$2.22; 50-lb. bag \$35.00.

## Insecticide and Fungicide Combinations



Prices quoted are f.o.b. Plant City or Kilgore stores

Prices subject to change without notice

The Kilgore Seed Company processes many combinations of insecticides and fungicides which are too numerous to list in our General Catalog. If you do not find the combination you want, write our General Office in Plant City or call at your nearest Kilgore Store and it is likely we will have a dust in stock which will fill your requirements.

**KILCIDE-KILCOP DUST NO. 1** (Code No. DC-1)—(Contains 3% DDT plus 5.4% metallic copper.) Use where DDT is needed with a neutral copper. Lb. 20c; 25 lbs. \$2.55; 50 lbs. \$4.05; 100 lbs. \$8.10.

**KILCIDE-KILCOP-MANGANESE SULPHUR DUST NO. 1** (Code DCXS-1)—(Containing 5% DDT, 5.4% metallic copper, manganese sulphate and sulphur) a combination dust for control of insects, disease and nutritional deficiencies. 1 lb. 20c; 25 lbs. \$3.05; 50 lbs. \$5.10; 100 lbs. \$10.20.

**KILCIDE-ZINEB DUST NO. 1** (Code No. DM-1)—(Contains 5% DDT and 4% Zineb.) For use where DDT is desirable for general insect control with Zineb. 1 lb. 20c; 25 lbs. \$3.05; 50 lbs. \$5.10; 100 lbs. \$10.20.

**KILHEX—KILCOP DUST NO. 1** (Code No. GC-1)—(Contains 1% gamma isomer and 6.75% metallic copper.) A practical insect and disease control combination at a minimum cost for cabbage, celery, tomatoes, peppers and eggplants for application before fruits or edible portions are well developed. 1 lb. 20c; 25 lbs. \$2.85; 50 lbs. \$4.70; 100 lbs. \$9.40.

**KILGAM-KILCOP DUST NO. 2** (Code No. QC-2)—(Contains 1% lindane [essentially pure gamma isomers of benzene hexachloride] and 5.4% metallic copper.) An excellent combination designed for use on cucumbers, squash, and melons which cannot tolerate ordinary BHC compounds (Kilhex), as well as for cabbage, celery, tomatoes, peppers and eggplants, at periods when dusts containing ordinary BHC (Kilhex) cannot be used because of the possible contamination of edible portions due to odor or flavor. 1 lb. 20c; 25 lbs. \$4.30; 50 lbs. \$7.65; 100 lbs. \$15.30.

**KILPHENE-KILCOP DUST NO. 2** (Code No. IA-2)—A convenient insect and disease control combination containing 5% toxaphene and 6.75% metallic copper. (Under no circumstances use this material on cucumbers, squash, or melons.) 1 lb. 25c; 25 lbs. \$3.60; 50 lbs. \$6.20; 100 lbs. \$12.40.

**KILPHOS-ZINEB DUST NO. 1.** (Code No. EM-1)—(Contains 1% parathion and 6% Zineb). Can be used on most crops for most insect and disease control. 50 lbs. \$6.35; 100 lbs. \$12.70.

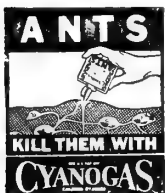
**KRYOCIDE-KILCOP DUST NO. 1.** (Code No. KC-1)—(Contains 30% Kryocide plus 5.3% metallic copper.) A good insecticide and fungicide combination for most vegetable crops. Lb. 30c; 25 lbs. \$3.85; 50 lbs. \$6.70; 100 lbs. \$13.40.

**ZINEB KILGAM DUST NO. 1** (Code No. MQ-1)—(Contains 1% lindane and 4% Zineb.) This combination is recommended for purposes where Zineb has been proved more effective than copper. Refer to Kilgore Seed Co. for further important details. 1 lb. 30c; 25 lbs. \$3.85; 50 lbs. \$6.70; 100 lbs. \$13.40.

**ZINEB-KRYOCIDE DUST.** (Code No. MK-1)—(Contains 4% Zineb and 30% Kryocide.) This combination is recommended for purposes where Zineb has been proved more effective than copper. Lb. 30c; 25 lbs. \$4.05; 50 lbs. \$7.05; 100 lbs. \$14.10.

# FUMIGANTS

**CARBON DI-SULPHIDE (Hi-life.)** Recommended for ridding grain of weevils, and killing ants, etc., and for destroying vermin. Sold in gallon can only. Per gallon \$2.25; 5 gals. \$11.25. (Not mailable.)



**CYANOGAS ANT-KILLER.** Cyanogas Ant-Killer kills ants with the least trouble. It is a gas-producing powder—flows freely through the spout on the can. Not a bait. It's the gas that kills 'em. 4-oz can 50c. (Not mailable.)

**CYANOGAS A-DUST.** For killing the following pests: ants (Garden, Mound Building; Leaf Cutting). Rats (in burrows; along ditch banks; in city dumps; under pavements and tight floors; in lumber piles; on poultry farms; in grain elevators and stockyards). Mice (field mice and pine mice), moles, gophers. 1-lb. tin \$1.25; 5-lb. can \$4.25; 25-lb. can \$13.75. (Not mailable.)

**CYANOGAS G-FUMIGANT.** Comparable to sea sand in size of particles. Used for fumigating greenhouses, warehouses, buildings and for grain fumigation. 4-oz. can 50c; 5 lb. can \$4.25; 25-lb. can \$13.75; 100-lb. drum \$43.35. (Not mailable.)

**PYRENONE, GRAIN PROTECTANT.** A contact material for the protection of corn and other grains stored in open cribs or bins. Offers freedom from toxic hazards to man and animals. Effective against weevils and other storage insects. Prices: 50-lb. bag \$12.50, f.o.b. Plant City

## SOIL FUMIGATION FOR CONTROL OF SOIL-BORNE PESTS

Nematodes are present in most of our soils, and seriously affect most of our vegetable crops and reduce yields. Nematodes can be controlled by the proper use of soil fumigants, either solid treatment, which is applied with power applicator about 12 inches apart, or row treatment, which is only applied in the row that is to be planted. This method has become very popular, especially with small growers, as cheap hand-made applicators with gravity flow, can be used attached on a tractor or a horse drawn plow. The cost of this method of treatment is only about one-third the cost of solid treatment, and has proved very satisfactory. "D-D" and "Soilfume" are the two materials most extensively used in commercial treatment at this time. Information on soil fumigation can be obtained from any of the Kilgore stores or write The Kilgore Seed Company, Plant City, Florida.

# RODENTICIDES AND VERMICIDES

**CARBOLINEUM.** A wood preservative and vermicide. Prevents damage by termites. Kills and protects against chicken mites and fowl ticks. ½-gal. can \$1.75; 1 gal. \$2.55; 5 gals. \$11.75; 35 gals. \$78.75; 55 gals. \$115.50; f.o.b. Plant City \$11.75.

**NO NIB'L RABBIT REPELLENT** is recommended as a rabbit repellent for flowers, shrubs and other ornamentals. When used as directed, will not harm plants or soil and is non-injurious to birds or animals. Easy to use and is effective either as a dust or as a spray. 6-oz. shaker-top can 98c.

**PESTEX.** A cresol repellent used as a protectant of seed from birds and insects. 1 lb. 35c.

**DIXIE KILLER.** Exterminates rats, mice, roaches, waterbugs, land crabs, cutworms and other destroyers of food and property. 2-oz jar 35c; 1 lb. \$1.10; 2 lbs. \$2.00. Prepaid.

**MAGIKIL JELLY ANT BAIT.** Kills ants and is harmless to plants. Ant trap 25c; Garden size 40c; Estate tube \$1.00; 7½ oz. Jumbo size \$1.95; 10 lbs. \$23.00. Prepaid.

**TERRO ANT KILLER.** Will rid your place of ants quickly. 1¼-oz. bottle 35c; 3-oz. bottle 50c. Prepaid.

**HARRIS ROACH TABLETS.** 2-oz. pkg. 30c; 4-oz. pkg. 60c.

**D-D Soil Fumigant.** 1 gal. will treat approximately 1500 square feet of soil area applied in 15 inch squares, 10 inches deep, with hand applicator. 30 gals. will treat approximately one acre applied with a machine in 12 inch rows. Applied only in the row that is to be planted. 1 pt. will treat 175 feet of row, or approximately 8 gals. per acre in 4 foot rows. Gallon \$2.00; 30-gal. drum \$46.50; 55-gal drum \$82.50.

**SOILFUME 80-20 (EDB).** 1 gal. will treat approximately 1100 square feet of soil area applied in 12-inch squares, 10 inches deep with hand applicator. 40 gals. in 12-inch rows applied with a machine will cover one acre. Applied only in the row that is to be planted, 1 pt. will treat approximately 140 ft. of row or 10 gals. per acre in four foot rows. 1 gal. \$1.65; 30-gal. drums \$46.50; 50-gal. drum \$75.00.

**SOILFUME 60-40 (EDB).** Use 20 gals. per acre broadcast or 5 gals. per acre in 4 ft. rows. 5 gals. \$14.70; 50 gals. \$117.50.

**SOILFUME 85 (EDB).** Use 7 gals. per acre broadcast or 1¾ gals. per acre in 4 ft. rows. 5 gals. \$30.75; 30 gals. \$175.50.

**KILGORE'S NEMA-KIL (Contains Nemegon).** A new nematocide which kills nematodes in the soil. Can be used around many established plants. See page 68 for more detailed information. Pt. \$1.95; qt. \$3.30; gal. \$10.00; 5 gals. \$47.50; 30 gals. \$372.00.

**V-C 13 NEMACIDE.** For protecting growing trees, shrubs and lawn turfs from nematodes. Use 1 pt. in 50 gals. water to 180 sq. ft. for turfs and lawns. Do not use on anything grown for human or animal consumption. 8 oz. bottle \$2.50; 1 qt. \$8.50; 1 gal. \$28.50; 50 lbs. (5 gals.) \$115.00.

**VPM SOIL FUMIGANT.** For control of certain weeds, soil-borne fungus diseases, nematodes and garden centipedes, etc. Consult label for detailed information. 1 gal. \$5.60; 5 gal. drum \$24.25; 30 gal. drum \$120.00.

**METHYL BROMIDE (with 2% chloropicrin).** For treatment of nursery seedbeds and greenhouse soil. 1-lb. can 90c.

**JIFFY APPLICATORS.** For 1-lb. methyl bromide cans \$3.35; with 10' tubing \$5.25.

**NOTE—For plastic covers used in treating seedbeds with methyl bromide. Contact Kilgore Seed Co., Plant City or your nearest Kilgore store.**

**GATOR ROACH HIVES** are sanitary, open-end fibre tubes, containing a specially made gum that roaches, silverfish, waterbugs and crickets eat with relish but results in their certain death. Small size (3 baits) 20c; Large size (3 baits) 40c. Prepaid.

**COLONIAL FLEA and TICK KILLER.** For cats and dogs. For dogs 4½-oz. shaker-top can 89c; 1-lb. can \$1.50; for dip 4-oz. bottle \$1.50. For cats 4½-oz. can 89c.

**COLONIAL "333" RAT AND MOUSE BAIT** (Pivalyn Water Bait) 1½ oz. pkg. Makes 1 qt. water bait. 1½ oz. pkg. 45c.

**COLONIAL-42.**—An effective bait containing Warfarin for the control of all species of rats and mice. 4-oz. pkg. 35c; 10 oz. 60c; 1 lb. 90c; 2 lbs. \$1.65.

**D-CON.** A ready mixed, ready to use rat and mouse bait. Contains Warfarin. For indoor and outdoor use. 1 lb. \$1.69.

**KILGORE'S RAT AND MOUSE BAIT.** A Warfarin bait especially designed for the control of rats and mice in fields and groves. 10 lbs. \$3.50; 25 lbs. \$8.00; 50 lbs. \$15.00.

**ZINC PHOSPHIDE.** A sure poison for field rats. To 40 lbs. of scratch feed add 4 oz. mineral oil then add 4 oz. Zinc Phosphide. Place small quantities at 15 to 20 ft. intervals. 1-lb. can \$2.95. (Not mailable.)

# Spreaders, Stickers, Emulsifiers, Etc.

**DU PONT SPREADER-STICKER**—A liquid wetting, spreading, sticking, deposit building agent that increases the effectiveness of sprays on crops, livestock and weeds. Use with soluble fertilizers and nutrient sprays to insure uniform deposit and decrease chances of spot burn. Spreader-Sticker is compatible with hard waters. Use at 1 to 4 oz. per 100 gallons. Oz. 49c; pt. \$1.45; gal. \$8.45; 5 gals. \$41.25.

**TRITON B-1956.** An efficient emulsifier and spreader for insecticides and fungicides. A combined spreader,

sticker and deposit builder. Soluble in water and oil. Use at the rate of 2 to 4 ounces per 100 gallons. Gal. \$7.70; 5 gals \$37.75; 50 gals. \$370.00.

**TRITON X100**—An excellent spreader and wetting agent. Particularly good with the newer hydrocarbon insecticides. 1 gal. \$6.50; 5 gals. \$26.00; 55 gals. \$217.50.

**FISH OIL SOAP.** Increases the efficiency of Black Leaf 40 and many other spray materials. Use 1½ to 2 lbs. to 50 gallons as a spreader and sticker. 1 lb. 40c; 1-gal. can \$2.35; 5-gal. can \$8.35.

## WEED KILLERS

*Note: Read labels carefully—they are put on the package for your protection. Use Weed Killers wisely and you will be using them safely. Be sure to clean spray equipment thoroughly according to approved methods after using weed control materials of any kind. f.o.b. Plant City.*

**"AMMATE" (R)-WEED AND BRUSH KILLERS**—For complete kill of undesirable brush, trees, poison oak, poison ivy, and many other types of weeds. "Ammate" provides the safest way to control these weeds that may adjoin cropland. There are no vapors to drift onto sensitive crops or foliage. "Ammate" is non-volatile, non-inflammable and can be used without hazard to humans or animals. Use 60-75 lbs. per 100 gals. plus Spreader-Sticker at 4 oz. per 100 Gal. 2-lb. bag \$1.15; 6-lb. bag \$2.95.



**DOWPON**—85% Sodium Salt. For the control of bermuda, para, johnson, and quack grasses. Use 1 lb. to 4 gals. water. 1 lb. \$2.43; 5 lbs. \$6.75; 50-lb. drum \$57.50.

**"KARMEX" (R) W—WEED KILLER (Formerly Du-Pont CMU)**—Kills weeds and grasses and prevents regrowth for a prolonged period of time.

Use at ½ lbs./acre for control of annual weed seedlings in sugar cane, pineapple, gladioli and other bulb ornamentals.

Use at 1 lb./1000 sq. ft. wherever it is desired to kill all vegetation for a prolonged period of time (9-12 mos.)—ditches, around storage yards, barns, packing houses, fence rows, etc.

"Karmex" W is non-volatile, non-toxic, non-staining, non-flammable, and non-corrosive.

Do not apply on or near valuable trees or other plants or on areas into which their roots may extend. Do not use on lawns, walks, driveways, tennis courts, or similar areas. Do not apply to locations from which "Karmex" W may be washed or moved into contact with the roots of valuable plants.

2-lb. can \$9.10; 10-lb. drum \$40.50; 50-lb. drum \$187.50.

**PENITE—6.** A highly concentrated, black opaque viscous Sodium Arsenite solution. A non-selective weed killer used for killing weeds on ditch banks, fence rows, etc. Is especially recommended for killing off potato tops before harvest. Permits earlier harvest, toughens the skin and decreases mechanical injury. Use 1 gallon of Penite 6 to 100 gallons of water, applied at the rate of 100 to 150 gallons per acre. Comply with cautions on label. 5 gals. \$13.75; 30-gal. drum \$63.00.

*A number of pre-emergence and post-emergence weed control materials are now being offered to truck crop growers. As most of these materials have not been tried sufficiently under Florida conditions we hesitate to make specific recommendations in this catalog. We suggest that growers interested should consult local authorities or a Kilgore representative.*

**WE WILL MAKE EVERY EFFORT TO SUPPLY WEED CONTROL MATERIALS OF THIS NATURE RECOMMENDED BY THE FLORIDA EXPERIMENT STATIONS FOR EACH AREA.**

**POLYBOR-CHLORATE.** A non-selective herbicide for the prolonged control of weeds about brick walks and patios, fence lines, driveways, or tennis courts, around stores, industrial properties, etc. It is non-selective in its action and will kill any plant with which it comes in contact, consequently cautions, as per label instructions should be observed in order to protect valuable shrubs and trees adjacent to the areas to be treated. Dissolved at the rate of four pounds in one or two gallons of water to be applied to a 100 sq. ft. area. Price 5-lb. pkg. \$2.25; 50-lb. bag \$10.25.

**TCA (90% Sodium TCA).** A grass killer for non-selective control in areas not planted to crops. For maximum control of Para grass along ditch banks it is suggested to first use a "pre-weakening" method, such as treating with a relatively cheap contact herbicide, or by flame singeing. TCA can then be applied at fairly low dosages. As an alternate, several applications of TCA in small amounts will produce better results than one application at a higher dosage. 10 lbs. \$4.70; 50 lbs. \$21.00; 100 lbs. \$41.00.

**TRIOX.** An arsenical weed killer. Toxic to the soil and kills vegetation. Prevents plant growth for one to two years. A liquid, easy to apply with watering can. Do not use on lawns. Consult label. Qt. \$1.00; gal. \$3.50; 5 gals. \$13.50; 30-gal. drum \$72.00.

**WEED-B-GON—64.** An amine salt of 2, 4-D. Excellent for killing water hyacinth and most broad leaf plants. Apply as per directions on container. Caution—do not use on or let material drift on plants you do not want to kill. Price, 1 gal. \$4.43; 5 gals. \$21.00; 30 gals. \$119.70; 50 gals. \$195.50.

**WEEDONE BRUSH KILLER—32.** Contains 2,4,5-T, plus 2,4-D. Kills poison ivy, poison oak stumps and other woody plants. Use 1 to 1½ gals. to 100 gals. water or ½ to 1 pt. to 5 gals. water. Caution—do not use this material on plants you do not want to kill. Price qt. \$3.75; gal. \$7.25; 5 gals. \$34.50.



**NEW IMPROVED WEEDONE.** A selective weed killer containing 2,4-D plus 2,4,5-T. For complete kill, all the foliage must be sprayed as there is little cross-movement within the stems. Weedone is effective only when the leaves are green and actively growing, for the chemical does not move through dormant or dead tissue. Do not use Weedone on St. Augustine type grasses. 8-oz. bottle \$1.00; 1 qt. bottle \$2.75; 1-gal. bottle \$6.75; 5 gals. \$24.75.

# LIVESTOCK PREPARATIONS

Prices are subject to change without notice and are f.o.b. Plant City unless otherwise specified.

**DDT 50% Wettable.** For spray on range cattle. To control horn flies, lice and mosquitoes use 20 lbs. per 100 gals. water. Do not use on dairy cattle. 1-lb. canister 70c; 3-lb. bag 90c; 50-lb. bag \$12.75.



**Gamtox Wettable No. 10** (10% Gamma isomer of BHC). For spray on range cattle to control horn flies, lice and mosquitoes use 3¾ lbs. per 100 gals. water. Do not use on dairy cattle. 5-lb. bag \$1.80; 50 lbs. \$12.00.

**"Marlate" Methoxychlor** (50% Wettable). For spray on dairy and range cattle to control flies and lice. For lice use 25 lbs. per 100 gals. water. For flies use 8¾ lbs. per 100 gals. water 4-lb. bag \$3.50; 50-lb. bag \$36.00.

**Cooper-Tox Livestock Spray** (45% Toxaphene and 2% BHC). For the control of horn flies, ticks, and lice. Use 1 gal. to 150 gals. water. 1 gal. \$7.10; 5 gals. \$33.75.

**Diazinon 25E** (25% Emulsifiable Solution.) A 25% emulsifiable solution for use in overall residual fly sprays, "spot" sprays and liquid baits for application in dairy barns and other farm buildings except poultry houses. Gives control of flies, including resistant strains, for periods up to 8 weeks. It is equally effective against fly maggots. Use 1 pint to 6 gallons of water. Consult label for more detailed information. Price—1 Pint Bottle \$2.85.

**DuPont Dairy Barn Insecticide** (50% Methoxychlor and 3% Lindane) for the control of house flies and table flies in dairy barns, sheds, and stables. Use 1 lb. in 3 gals. water. 1 lb. \$1.60; 4 lbs. \$5.40.

**DuPont Dairy Cattle Spray.** (Methoxychlor, 50% wettable). For control of flies on dairy cattle use 1 lb. in 12 gals. water. 1-lb. can \$1.25.

**DuPont Livestock Spray and Dip No. 30.** (38% DDT and 2% BHC). For control of horn flies, lice and mosquitoes on range cattle. Do not use on dairy cattle. 2-lb. bag \$1.35; 11-lb. bag \$5.75; 55-lb. bag \$25.50.

**Isotox Dairy Spray.** (Contains lindane). Spray for killing flies in dairy barns and milk sheds. Do not spray on dairy cows. 1 lb. \$2.19; 4 lbs. \$8.60.



**Ortho Healthy Herd.** A wettable powder. (Contains 45% DDT and 2.5% gamma isomer of BHC and 12.5% other isomers of BHC.) Use as spray or dip on cattle, horses, hogs, sheep, and goats to control lice, ticks, horn flies and mosquitoes. Use 10 lbs. per 100 gals. water. (Not for use on dairy cattle or in dairy barns.) 5-lb. bag \$3.25; 50-lb. bag \$25.50.




**Ortho Kleen Stock.** An emulsifiable liquid containing toxaphene and lindane for the control of ticks, lice, flies, etc. on beef cattle and hogs. One pt. makes 4 to 12½ gals. finished spray depending on use. Directions on container. (Not for use in dairy barns or on dairy cattle.) Price 16-oz. bottle \$1.40; 32-oz. bottle \$2.40; 1 gal. \$6.95; 5 gals. \$27.50.

## DRY FLY BAITS

For use against flies and their maggots in dairy and livestock barns, stables, poultry houses, feed rooms, kennels, manure piles, etc. Do not apply where poultry can feed upon the poison.

**Fly Flakes.** For adult flies apply 4 oz. per 100 sq. ft. For maggots, use 1½ lbs. per 100 sq. ft. 1-lb. shaker-top can 98c; 2-lb. 89c; 5-lb. bag \$1.79; 10-lb. bag \$3.25; 25-lb. bag \$6.00.

**Ortho Fly Killer Dry Bait.** For adult flies use 4 oz. to 500 sq. ft. 1-lb. canister 98c; 5-lb. bag \$1.98.



## SCREW WORM PREPARATION

**Smearex.** ½ pt. 50c; pt. 90c; qt. \$1.75; gal. \$6.00.

**Ortho 1038 Screw Worm Control.** 4-oz. bottle 90c; 16 oz. \$2.75; 32 oz. \$5.00; 1 gal. \$12.00.

**Barry's Screw Worm Bomb** (Aerosol). 6-oz. Bomb \$1.25.

Note: Follow label directions on all screw worm preparations.



## BIG STINKY OUTDOOR FLY TRAPS

The action of Big Stinky's Control Fluid with water on the starting bait produces a potent scent which lures flies in the vicinity into the trap. Big Stinky actually lures flies away from houses, barns, stock pens and other buildings where you don't want them—it's irresistible—to filthy flies.

1-gal. size with 8 oz. control fluid .....	\$4.95
"Little Stinky" with 3 oz. control powder .....	2.95
"Wee Stinky" with 1½ oz. control powder .....	1.69
8-oz. bottle control fluid .....	1.50
3-oz. tube control powder .....	.89

## POULTRY PREPARATIONS

**Tilghman Condition Powder.** Aromatic stimulant and carminative for cattle, horses, sheep, hogs, and chickens. Package 25c. Postpaid.

**Germozone.** For use in drinking water. Valuable as preventive of simple bowel trouble, also ocular roup. 4 fluid oz. 50c; 12 fluid oz. 90c.

**Kilcide 10 Powder.** (Containing 10% DDT.) For treating chickens against lice. Apply by dusting it well into the feathers in order to get the dust down to, or near, the skin surface. 1 lb. 15c; 25 lbs. \$2.20.

# FERTILIZERS

KILGORE'S STORES CARRY A COMPLETE LINE OF FERTILIZERS AND FERTILIZER MATERIAL FOR TRUCK CROPS, AND GROVES, THAT IS NOT LISTED IN THIS CATALOG OR SOLD THROUGH MAIL ORDER.

All prices quoted are f.o.b. and subject to change without notice.

## CAMELLIA AND AZALEA PLANT FOOD

A special prepared fertilizer for camellias and azaleas. Containing the three primary plant foods, plus secondary elements. Price 5 lbs. 65c; 10 lbs. \$1.05; 25 lbs. \$1.80; 100 lbs. \$5.15; f.o.b. Plant City.



**VIGORO**—Complete balanced plant food supplies the nutrient elements plants must get from the soil for best growth and development. Vigoro is odorless, sanitary and easy to apply. Made for Florida soils and conditions. Use it on everything you grow. 1 lb. 15c; 5 lbs. 55c; 10 lbs. 95c; 25 lbs. \$1.70; 50 lbs. \$2.55; 100 lbs. \$4.85; f.o.b. Plant City or any Kilgore store. Write for prices on larger quantities.

**Granular Aero Cyanamid.** A fertilizer carrying both nitrogen 22% and lime 70%. It is also valuable in helping to control soil disease organisms, especially nematodes. Packed in convenient, even weight, paper lined, 100-lb. sacks. 100 lbs. \$5.00 f.o.b. Plant City; ton \$95.00.

## Cyanamid—Lawn and Garden

10-lb. bag \$1.85; 25-lb. bag \$3.75; 50-lb. bag \$6.50

# SOLUBLE PLANT FOODS

**HY-GRO.** A soluble plant food containing the three major plant food elements, nitrogen, phosphoric acid and potash, plus minor elements.

An excellent starter solution for potted plants, seedbeds and transplanting. Use at the rate of two tablespoonfuls dissolved in one gallon water or 1 teaspoonful to quart. Lawns can be easily watered and fertilized at the same time by attaching a Hy-Gro Gat sprayer (see page 71) to your garden hose.

Hy-Gro can be used on growing and fruiting plants as a plant stimulant spray, at the rate of 4 lbs. to 100 gals. of water.

3 oz. 35c; 1 lb. \$1.00; 2 lbs. \$1.45; 5-lb. bag \$2.85; 10-lb. bag \$5.00; 100 lbs. \$25.00, f.o.b. Plant City.

**ORCHID HY-GRO.** A specially prepared formula for feeding orchids. Use 1 teaspoon per gal. of water for spray or watering. 1-lb. bag \$1.35; 25-lb. drum \$13.85.


**GRO-CROP.** A liquid plant food containing nitrogen, phosphorous and potash, plus minor elements needed to produce healthy plant growth. Used as ground application, starter solution and foliage spray.

Compatible with most insecticides and fungicides. Excellent for airplane spraying. It is a liquid and won't clog nozzles.

Use 2 tablespoonfuls per gallon water or 2 qts. per 100 gallons.

8 oz. 59c; 16 oz. 98c; 32 oz. \$1.79; 1 gal. \$4.25; 30-gal. drum \$97.20.

**NUTRI-LEAF 60.** A soluble fertilizer containing 20% nitrogen, 20% phosphoric acid and 20% potash plus minor elements. Compatible with most insecticides and fungicides as a foliage spray for plant stimulant. Increases growth and size of fruit and prolongs the life of the plant and picking period. Use 5 lbs. per 100 gals. water. 5-lb. bag \$1.45; 25-lb. bag \$6.90.



**VERTAGREEN** is a high quality, scientifically blended plant food, for lawns, flowers, shrubs, trees, vegetables. Contains nitrogen, phosphorous and potash, besides several other important plant food elements. Clean, odorless, easy to apply. Used with outstanding success.

Price per lb. 15c; 5 lbs. 55c; 10 lbs. 95c; 25 lbs. \$1.70; 50 lbs. \$2.55; 100 lbs. \$4.85, f.o.b. Plant City, or Kilgore Stores.



## PULVERIZED SHEEP MANURE

Sheep manure is highly concentrated, with all weed seeds killed. It supplies the humus and natural plant-food so greatly needed by Florida soils. For lawns, flowers and shrubs use 10 to 12 lbs. per 100 sq. ft. For commercial vegetable growing use 1,000 to 1,500 lbs. per acre drilled in the row. 25 lbs. \$1.00; 50 lbs. \$1.75; 100 lbs. \$3.50; ton \$67.50.

## DAIRY ORGANIC COMPOST

High in bacteria. Supplies humus and organic plant food so greatly needed in most Florida soils. Excellent for starting lawns, flowers, shrubs and garden vegetables. Odorless, and will not burn. Weed seed is destroyed in processing.

Use 20 to 25 lbs. per 100 square ft. 5-lb. bag 65c; 25-lb. bag \$1.60; 50-lb. bag \$2.50; ton \$80.00.

**VHPF "VIP"**—A soluble fertilizer—containing the three major plant foods, nitrogen, phosphoric acid and potash plus essential minor elements. Used as a starter solution or a nutritional spray, it has proved very successful in combination with fungicide and insecticide sprays on growing and fruiting plants as a stimulant. Use 1 lb. to 20 gals. or 6 lbs. to 100 gals. water.

3-lb. bag 75c; 25-lb. bag \$6.00, f.o.b. Plant City or Kilgore stores.

**HYPONEX**—Valuable in seedbeds and to start plants after transplanting. Comes in a powder which makes liquid plant food containing all plant food elements plus vitamin B<sup>1</sup>. Dilute 1 oz. in 6 gals. water. 1 oz. 10c; 3 oz. 25c; 7 oz. 50c; 1 lb. \$1.00; 10 lbs. \$8.00, f.o.b. Plant City.

**NUGREEN.** A soluble plant food containing 45% nitrogen in the form of urea. Gives excellent results when quick acting nitrogen is needed. Can be applied as a foliage spray in combination with insecticides and fungicides at the rate of 4 to 5 lbs. per 100 gals. Can also be applied through irrigation or as top dresser. 80-lb. bag \$6.13; ton \$143.00.

**ORTHO-GRO.** A liquid plant food for potted plants, flowers, lawns and gardens. 4-oz. bottle 35c; 16 oz. 90c; 32 oz. \$1.50; 1 gal. \$4.95.

**PLANTABBS FOR HOUSE PLANTS.** Plantabbs are a complete, balanced plant food of the high analysis 11-15-20. Use Plantabbs for all indoor potted plants and flowers, window and balcony boxes. Also for garden flowers and vegetables. Plantabbs with vitamin B<sup>1</sup> make vastly stronger root growth.

20 tablets 19c; 50 tablets 39c; 90 tablets 59c; 200, \$1.00; 1000, \$3.50.



# NUTRIENTS



**ACTIVO.** A compost activator. Converts compost quickly and easily into available plant food.

No. 2 Size for 350 lbs. of Compost, \$1.00.

No. 7 Size for 1200 lbs. Compost, 2.95

**ADCO.**—A clean odorless powder for converting leaves, grass clippings etc. into compost. 5 lbs. makes 200 lbs. organic compost. 5-lb. bag \$1.35; 20-lb. bag \$3.45.

**ALUMINUM SULPHATE.** For increasing acidity of soils where aluminum toxicity is no factor. 10c per lb.; 100 lbs. \$4.00.

**CALCIUM CHLORIDE - FLAKE.** Recommended for control of blossom-end rot on peppers and tomatoes if caused by calcium deficiency. Use 4 lbs. per 100 gal. water per acre. 4 to 5 applications may be necessary. Sold in 100 lb. bags only. 100-lb. bag \$5.00.

**ES-MIN-EL.** For soil application. Contains many essential mineral elements in proper proportions. Add to ordinary fertilizers at rate of 1 lb. or 2 lbs. to 10 lbs. regular fertilizer or 100 to 200 lbs. per ton. 5-lb. bag \$1.10; 100-lb. bag \$11.50, f.o.b. Plant City.


**ES-MIN-EL.** For spray or dust. For spray use 4 lbs. to 100 gals. water. For dust use 16 lbs. Es-Min-El mixed in 84 lbs. of talc, clay or other inert ingredients. Price: 4-lb. bag \$1.75; 50-lb. bag \$16.00, f.o.b. Plant City.

**KILGORE IMPROVED C-M-Z Spray.** A combined nutritional and fungicidal spray for tomatoes, potatoes, peppers and other vegetables. Do not use on sweet corn. Apply at the rate of 6 lbs. per 100 gals. of water. 6-lb. bag \$2.50.

**KILGORE'S C-M-Z BEAN SPRAY**—For use on beans for the correction of copper, manganese, and zinc deficiencies and for the control of rust and powdery mildew.

Use 10 pounds per 100 gallons of water at intervals of 10 days. Where rust is a serious problem apply every 5 days. The addition of spreaders is not necessary. Price: 10-lb. bag \$1.70; 50-lb. bag \$7.15.

**KILGORE'S IRON-AID.** (Code No. X-5). Contains Versen-ol, a newly developed chelated iron compound, which is completely available to plants under most soil conditions. — Designed for the correction of iron chlorosis wherever symptoms show up in flowers or shrubs. These symptoms are a paling of the areas between leaf veins, while the veins themselves still retain their original green color. We suggest the use of Iron-Aid even in questionable borderline cases. Consult label for specific directions before applying.



1 lb. 60c; 5 lbs. \$1.25; 10 lbs. \$2.00; 50 lbs. \$5.90; 100 lbs. \$11.80 f.o.b.

**LIME, HYDRATED.** Land-sweetener. Use a half ton to a ton per acre, broadcast, before breaking the ground. If soil is new and sour, the application should be heavier. Also used for the neutralization of manganese, zinc and copper sulphates. 10-lb. bag 30c; 50-lb. bag 95c; ton \$33.50; ½ ton at ton rate, f.o.b. Plant City.

**MANGANESE SULPHATE (75-78% spray grade).** A quick acting material for applying manganese to plants in the form of a spray when plants are turning yellow on very alkaline soils. Apply at the rate of 2 lbs. to 50 gallons of water. 1 lb. 10c; 50-lb. bag \$2.85, f.o.b. Plant City.

**MANGANESE-SULPHUR DUST.** (Code No. X-2)—For manganese deficiency in beans, peppers, etc. Lb. 10c; 25 lbs. \$1.65; 50 lbs. \$2.25; 100 lbs. \$4.50.

**MANGNESIUM SULPHATE (Epsom Salts)**—For magnesium deficiency. 100 lbs. \$6.50; less than 100 lbs. 10c per lb.

**VERSEN-OL.**—A chelated iron compound for soil application—soluble in water. Not recommended for foliar applications. 1 lb. can \$2.98, f.o.b. Plant City.

**ZINC SULPHATE.** For zinc deficiency in beans, tomatoes, etc. 100 lbs. \$10.95; less than 100 lbs. 13c per lb.

# HORMONES

**HORMODIN POWDERS.** Hormodin is a hormone-like plant growth substance. Its principal use is to stimulate rapid growth on cuttings. It has wide-spread use in propagating cuttings. Many cuttings formerly impossible to propagate may now be rooted with the aid of Hormodin. Easy to use. Simply drop moistened stems in the powder and then plant. The cost of treatment is only a fraction of a cent per cutting.

No. 1—For Chrysanthemums, Poinsettias, Roses, etc. ¼ oz. 25c; 1¾ oz. 50c; 1 lb. \$3.00.

No. 2—For semi-woody plants and most common shrubs. 1¾ oz. 75c; 1 lb. \$4.50.

No. 3—For resistant species, such as Evergreens and dormant leafless cuttings. 1 oz. \$1.00; ½ lb. \$4.50.

Combination Package, powders Nos. 1, 2 and 3, in carton, 75c.

**FRUITONE** is a wetttable powder containing several hormones plus an effective wetting agent for securing a thorough coverage. Fruitone when sprayed on plant blossoms and young set fruit will help to prevent premature dropping. Cut flowers and twigs dipped in Fruitone will hold up longer.

Use 1 level teaspoonful to 1 gal.; 2/5-oz. to 5 gals.; 2 oz. to 25 gals.; 8 oz. to 100 gals of water.

Price: ¾-oz. pkg. 25c; 2-oz. can \$1.00; 12-oz. can \$5.00.

**ROOTONE. A hormone powder to hasten the rooting of cuttings.** It is easy, economical, safe and sure treatment for rooting cuttings. Low cost—1/30 to 1/50 cent per cutting. ¼ oz. 25c; 2 oz. \$1.00; 1 lb. \$5.00; prepaid.

**ROOTONE NO. 10.** Recommended especially for rooting azaleas and camellias. 2 oz. jar \$2.00; 1 lb. jar \$10.00.

**TRANSPLANTONE** supplies the plant with chemicals which stimulate root formation and growth after transplanting time. ½ oz. makes five gallons solution. ½ oz. 25c; 3-oz. can \$1.00; 1-lb. can \$4.00.

# HOUSEHOLD AND GARDEN PESTICIDES

## KILGORE'S NEMA-KIL. (Contains Nemagon).

A new nematocide, which kills nematodes, including rootknot, sting nematodes, burrowing nematodes, stubby-root nematodes, etc. Can be used safely on many established plants, such as hibiscus, roses, gardenias, azaleas, ixoras, as well as lawn grasses and most flowers without harm to plants or grasses. NEMA-KIL is emulsified in water and easy to apply. It is the answer to a long-felt problem as to how to get rid of nematodes in your yard without digging up lawns, shrubbery, etc. One quart of NEMA-KIL will treat from 600 to 800 square feet of surface. Price: pt. \$1.95; qt. \$3.30; 1 gal. \$10.00; 5 gals. \$47.50; 30-gal. drum \$282.00.



**IMPROVED ISOTOX GARDEN SPRAY-M**—An effective spray containing 5% lindane, for control of insects on roses, camellias, azaleas, ixoras, hibiscus, bougainvillea, and other ornamentals, house and garden plants. Use four teaspoons per gallon of water. Price: 4-oz. bottle \$1.00; 8-oz. \$1.85; 16-oz. \$2.95.

**KILCOP "45"**—(Contains 45% metallic copper.) Kilcop is extremely fine which is essential for good coverage and effective control of fungi. Consult label for dosages. 1-lb. can 90c.

**KILGORE'S C-M-Z GARDEN SPRAY**—A combined nutritional and fungicidal spray for shrubs, fruit trees and vegetables. Use two tablespoons per 1 gallon of water on Avocados, Mangos and shrubs, 1 3/4 tablespoons on citrus and 2 1/2 tablespoons on vegetables. No wetting agent required. 1 lb. can 75c.

**KILGORE'S GENERAL PURPOSE DUST FOR FLOWERS AND SHRUBS**. Kilgore's General Purpose Dust for flowers and shrubs is formulated especially to control all types of insects and diseases on flowers and shrubs in Florida. It controls aphids, thrips, scale insects, mites, caterpillars as well as leaf spots, blights, powdery mildew and many other fungus diseases attacking ornamentals. Dust gun complete with dust \$1.00; 1 lb. bag 65c; 5 lb. bag \$2.50; 10 lb. bag \$4.70.

**KILGORE'S GENERAL PURPOSE DUST FOR VEGETABLES**. Kilgore's General Purpose Dust for vegetables is formulated especially to meet the needs of the small home gardener. Safe for use on all types of vegetables grown in Florida. A truly General Purpose Dust that controls both chewing and sucking insects, as well as fruit rots, downy mildew, anthracnose, early and late blight, cercospora leaf spot and many other fungus diseases. It has been formulated particularly to reduce any residue hazard from highly poisonous materials. Safe to apply and easy to use. Dust gun complete with dust \$1.00; 1-lb. bag 75c; 5-lb. bag \$3.15; 10-lb. bag \$6.05.

**KILGORE'S KIL-CHINCH. Granulated.** (Code No. V-2.) A recently developed material for satisfactory chinch bug control in St. Augustine type of grasses. Furnished in a granular form, similar to coarse sea sand. The toxic ingredient is malathion. Apply at the rate of two pounds per 100 sq. ft. 5-lb. bag \$1.50; 10-lb. bag \$2.50; 50-lb. bag \$10.00; 100 lbs. \$20.00.

**KILGORE'S FLEA-KILL.** (Code No. G-10.) Apply dust under houses and other buildings, around kennels and on bare sandy areas at the rate of 2 lbs. per 100 sq. ft. Dust lawns at the rate of 2 lbs. per 250 sq. ft. Be sure grass is dry before applying dust. 5 lbs. 90c; 10 lbs. \$1.50; 25 lbs. \$2.75; 50 lbs. \$4.30; 100 lbs. \$8.60.

**KILGORE'S SLUG DUST**—A 15% Methaldehyde dust providing effective control of slugs in nurseries, greenhouses, etc. Use at the rate of 2 lbs. per 1000 square

feet. Usually three applications are required. 1 lb. Canister \$1.00; 6-lb. bag \$3.30; 25-lb. drum \$15.00; 50-lb. drum \$25.00.

**KILGORE'S KILCHLOR.** A residual household spray. Contains 2% chlordane plus isobornyl thiocyanate, for control of roaches, ants, and most other household insects. Qt. 65c; gal. \$2.15.

**KILGORE'S KILSPRAY.** An excellent indoor space spray for flies, mosquitoes, roaches, ants, fleas and other household insects. Not a residual spray. It should be used when insects are present. Qt. 65c; gal. \$2.15.

**KILSPRAY INSECT BOMBS**—Kills flies, mosquitoes, gnats, flying moths, roaches, ants and Silverfish. Kills quickly. Easy to use. Price: 12 oz. Bomb 97c, prepaid.

**KILSPRAY—Air Freshener, Bombs**—Stops all offensive odors. Quick and easy to use. Non-toxic, non-inflammable. Comes in two odors—Bouquet and Pine needle. Price: 10 oz. Bomb, 97c each.



**MALATHION 50% Emulsion.** For control of scale and many other lawn and garden insects. Use 2 tablespoons per gal. of water. 1 oz. 49c; 5 oz. \$1.39; pt. \$2.98; qt. \$5.29.

**KILGORE'S 25% DDT EMULSION.** For the control of insects on truck crops, shrubs, etc. Qt. \$1.35; gal. \$3.25.

**KILCHLOR-KILPHENE POISON BAIT NO. 11.** (Code No. B-11)—(Contains chlordane and toxaphene). For control of mole crickets, cutworms, and many soil insects. 1 lb. 15c; 25 lbs. \$2.70; 50 lbs. \$4.40; 100 lbs. \$8.80.

**ORTHO-KLOR "44" SPRAY**—For control of ants, mole crickets, cutworms, army worms, roaches and many other pests. For Termite Control see page 58. 4 oz. 70c; 8 oz. \$1.20; 16 oz. \$1.98; 32 oz. \$2.98.

**ORTHOL GARDEN SPRAY.** An oil emulsion containing nicotine and DDT for the combined control of aphids, red spiders, mealy bugs, thrips and many other insects. Use at the rate of 6 tablespoonfuls to 1 gal. of water. 4 oz. 35c; 16 oz. 75c; 32 oz. \$1.25; 1 gal. \$2.85.

**RED ARROW INSECT SPRAY.** Kills aphids, worms, leaf-hoppers, white flies, red spiders, caterpillars, thrips, celery leaf tier. Average dilution 1 to 400 parts water. 4 oz. \$1.25; pint \$3.30; quart \$6.30; gal. \$20.00.

**KILGORE'S ROSE DUST** combines the latest materials for the control of all types of rose diseases, including powdery mildew, black spot and many other fungus diseases, as well as controlling aphids, mites, thrips, and many chewing insects. Contains three different fungicides to give the best disease control possible. Also contains two insecticides and one miticide to give control of the many insects attacking roses in Florida. Can be used as a general purpose dust for almost any type of flower or shrub grown in Florida. Dust gun complete with dust \$1.00; 1 lb. bag 75c; 5-lb. bag \$2.75; 10-lb. bag \$5.25.



**SABA CHINCH.** (Code No. S-2.) For control of chinch bugs, army worms, sod webworms, and ants. Use 4 lbs. per 100 sq. ft. Lb. 20c; 25 lbs. \$2.90; 50 lbs. \$4.75; 100 lbs. \$9.50.

**SEEDTONE. Seed Protectant.** (Containing 50% captan)—A guard against seed decay, damping-off and seedling blight. 1/4 oz. pkt. 25c.

**VOLCK OIL SPRAY.** 4 oz. 35c; 16 oz. 75c; 32 oz. \$1.25; 1 gal. \$3.00.

**VOLCK ISOTOX SPRAY.** For use on ornamental plants against red spiders, certain scale insects, mealy bugs, white flies and certain other garden pests. Use 5 tablespoonfuls per 1 gal. water. Don't use more than three applications per season. 4 oz. 40c; 8 oz. 60c; 16 oz. 95c; 32 oz. \$1.75.



# SEED INOCULANTS

All prices quoted are postpaid.

When planting a legume feed or cover crop, such as clovers, cowpeas, beggarweed, crotalaria, soy beans and velvet beans, first inoculate the seed. This helps the crop to fix the maximum amount of valuable nitrogen plant food material from the air in your soil. A



good leguminous cover crop can take 50 to 150 pounds of nitrogen per acre from the air—if inoculated. For your soil's sake, inoculate all legume seed.

Group A—Alfalfa and Sweet Clover	1 bu. size 60c 100 lb. size 70c
Group B—Clovers White Special	1 bu. size 60c 100 lb. size 70c
Group C—Vetch, Garden and Sweet Peas	100 lb. size 55c
Group D—Beans—all varieties	1 bu. size 60c
Group E—Peanuts, Cowpeas, Velvet Beans, Crotalaria, Beggarweed and Alyce Clover	100 lb. size 55c
Group L—Lespedeza	100 lb. size 60c
Lupines—all varieties	100 lb. size 55c
Group S—Soy Beans	2 bu. size 45c 5 bu. size 65c
Special Cultures: Lima Bean Trefoil, Dalea or Woods Clover, Crown Vetch, Chick Peas, Hairy Indigo and Sesbania	1/8 bu. size 25c 1 bu. size 70c
Garden Size, for Garden Peas, Sweet Peas, All Beans, Soy Beans and Lupines.	Each package will inoculate 12 lbs. seed—25c

## Dixie Inoculant

Made In Florida Especially For Florida Soils

	(size)	Price
Soy Beans	2 bushels .....	\$ .30
	5 bushels .....	.60
Lespedeza, Alyce Clover Hairy Indigo	100 pounds .....	.50
	100 pounds .....	.50
Cowpeas, Crotalaria, Lima Beans, Peanuts and Velvet Beans	100 pounds .....	.50
	100 pounds .....	.50
All Vetches, Austrian Peas, Wild Winter Peas, Garden and Sweet Peas	100 pounds .....	.50
	100 pounds .....	.50
Lupines, Special for Sweet, Yellow and Blue	100 pounds .....	.50
	100 pounds .....	.70
Clovers, Red Crimson, Ladino, White and Louisiana White	100 pounds .....	.70
	100 pounds .....	.70
Alfalfa, Hubam, Floranna, Sweet and Bur Clovers	100 pounds .....	.70
	8 pounds .....	.15



Culture Group 1 Alfalfa, Bur, Button, Hubam Clovers	60 lb. size 60c 100 lb. size 80c
Culture Group 2 Clovers—Alsike, Crimson, Red, White, Ladino	60 lb. size 60c 100 lb. size 80c
Culture Group 3 Vetches, English Peas	100 lb. size 55c
Culture Group 4 Beans—Snap, Pole, Navy, Pinto, Kidney	60 lb. size 60c
Culture Group 5 Lupines	100 lb. size 55c
Culture Group 6 Soy Beans	2 bu. size 45c 5 bu. size 65c
Culture Group 7 Peanuts, Cowpeas, Velvet Beans, Crotalaria, Beggarweed and Alyce Clover	100 lb. size 55c 5 bu. size 60c

Garden size, inoculates up to 6 lbs. seed. Peas, Beans, Sweet Peas, Lupines, Soy Beans .....Price 15c

## POULTRY SUPPLIES

All prices f.o.b. Plant City or Kilgore Stores and subject to change without notice.

A more complete line of poultry supplies is carried in all Kilgore stores.

### HUDSON HANDY FILL CHICK FOUNTAIN



No. 4-A—Capacity one gallon.....	\$1.60
No. A-8—Capacity two gallons....	2.00
No. C-3—Capacity three gallons..	3.10
No. K-5—Capacity five gallons....	6.10

### MASON JAR FOUNTAIN AND FEEDER

No. O-25 Plastic Pan to fit Mason jar .....	\$ .20
---	--------

### REEL TOP FEEDERS

No. 118 Metal Feeder, 18-inch length .....	\$ .55
No. 224 Metal Feeder, 24-inch length .....	.85
No. 336 Metal Feeder, 36-inch length .....	1.10

### HUDSON "KLEEN-EZY" REEL TOP FEEDERS

No. 6360 A—36-inch length—Reel Top .....	\$2.05
No. 7490 A—Feeder, 48-inch length—Reel Top .....	3.85

### GRILL TOP FEEDER

No. 7480 A—Feeder, 48-inch length—Grill Top .....	\$4.00
---	--------

**KEY RING LEG BANDS.** Colors: red, yellow, green, white and blue. Sizes for baby chick, pigeon, bantam, medium, intermediate and large. Specify size and color. 1c each; 75c per 100.

<b>NEST EGGS</b> —china .....	Each \$ .05	Doz. \$ .50
-------------------------------	-------------	-------------


### THERMOMETERS

Black oxidized brass scales, white filled figures and graduations, mercury tubes.

Weather thermometer, No. 5152, 8-in. wood .....	\$ .75
Weather thermometer, No. 5140, 7 7/8-in. wood case .....	1.00
Weather thermometer, No. 5132, 7-in. Metal Utility .....	1.50

# KNAPSACK AND HAND DUSTERS

**THE CHAMPION NO. 100 DOUBLE ACTION DUSTER** is carried like a knapsack. It fits comfortably on the back and leaves both hands free for efficient operation. The easily operated bellows throws a screen of dust exactly where wanted within a range of 30 feet. The complete duster weighs only 14 pounds empty and will hold as much as 17 pounds of fluffy powder. Can be converted to single action by removing upper intake valve. Price \$29.35, Prepaid



**Champion No. 100 Double Action Duster**

## CHAMPION HAND DUSTER — MODEL 103



**Champion Hand Duster Model 103**


Simplicity of design and ease of operation make the Champion Hand duster ideal equipment for flowers, vegetables, shrubs and small trees. It is used extensively in home gardens and small estates as well as in experimental and show gardens; very efficient and economical for spot dusting small plants in the field such as watermelons, etc. It is of highest quality construction. All parts

are enclosed and the steel tank is lead coated for long life. It is extremely light in weight and will carry up to eight pounds of powder, although it operates effectively with only a fraction of an ounce of powder in the tank. Price \$9.85, Prepaid.

**LITTLE CHAMP NO. 902.** Rotary Hand Duster. Made especially for home garden. Sturdy built, 8" tall. Wt. 2¾ lbs. Capacity 2 lbs. Easy to turn. Puts out a strong blast of dust. \$9.85, Postpaid.

## HUDSON HAND DUSTERS

Made of aluminum sheet and castings for lightest weight. The Hudson Roto-Power "806" is designed for growers who want the easiest turning and lightest carrying duster, one that produces the high velocity and volume of air necessary to break up dust and blast it right into the plant. Holds 14 lbs. average density dust. Applies from 5 to 45 lbs. of dust per acre. High velocity: 1 crank turn produces 60½ fan revolutions. Price \$42.50, Postpaid.



**Hudson No. 806B Roto-Power Duster (Aluminum)**

*f.o.b. Plant City or Kilgore stores*

## ROOT HAND DUSTER

### MODEL C-3A

with "Y" Attachment

Price \$34.20, Postpaid



### ROOT HAND DUSTER C-3B

(Less "Y" Attachment)

Price \$31.25, Postpaid

## SMALL HAND DUSTERS

*f.o.b. Plant City*



Brown Crystal Duster, Glass Jar, capacity 1 qt.....	\$3.15
Hudson No. 612-A Patrol Duster .....	2.30
Hudson No. 673 Cadet .....	.85
Hudson Admiral No. 766-C .....	3.05
Hudson Adjutant No. 674 .....	1.60
Root P-1 .....	2.65
Root P-2 .....	3.20
Dobbins No. 132, 1-lb. capacity, price .....	3.00



**HUDSON ADMIRAL NO. 766-C**

## RESPIRATORS

*Postpaid*

Approved for parathion dusting .....	each \$6.25
Replacement cartridges, No. 11-A (4 to box)....	Box 2.40
Replacement filters, No. R-490 (10 to box)....	Box 1.60

## GOGGLES

*Postpaid*

Monogoggles No. 93A Clear Lens .....	2.75
Monogoggles No. 93A Green Lens .....	2.90

## FLAME SPRAYERS

*Postpaid*

Flame Sprayers have many uses. Develops 2000° F. of easy portable heat in a flame that can be directed at the will of the operator. Can also be converted to a liquid sprayer by using spray attachment No. 225.


Hudson No. 211 Saf-T-Lok, Galv. Tank, Brass Pump. Capacity 2¼ gals., price .....	\$21.45
Dobbins No. 410, 4-gals. capacity Flame Sprayer, price .....	37.40
No. 225 Liquid Spray Attachment, price .....	7.40

# POWER AND HAND SPRAYERS

Prices quoted are f.o.b. Plant City unless otherwise indicated

## HUDSON POWER SPRAYER

High pressure sprayer recommended for estates, small groves, dairy barn and cattle spraying, and landscape gardeners. Handles all insecticides, fungicides, weed control chemicals and whitewash.



No. 31030 Matador Cushion Tires, 30-gal. tank..\$316.40  
No. 31015 Matador Cushion Tires, 15-gal. tank.. 285.40

## COMPRESSED AIR SPRAYERS

Prepaid

Compressed air sprayers are strong, efficient and easy to use. Ideal for dozens of spraying jobs in homes, truck gardens, dairy barns, poultry houses, etc.

Kilgore No. 178,  
1½ gal. capacity .....\$6.95  
Kilgore No. 179,  
3½ gal. capacity ..... 8.25




Brown Compressed Air,  
Galv. Open-Head  
No. 64-D (4-gals.) .....\$20.60  
Hudson Compressed Air  
Perfection Sprayer  
(4-gals.) No. 310-B ..... 20.80  
Hudson Bugwiser No. 220-B  
(2½-gals.) ..... 10.50  
Hudson Leader No. 293-B  
(3½-gals.) ..... 14.10  
Hudson Climax No. 335-A  
(3-gals.) ..... 18.35  
Dobbins 44-A (4-gals.) ..... 20.70  
Dobbins No. 21-A  
(3½-gal. capacity) ..... 14.25  
Dobbins No. 24-A Budget  
(3½-gal. capacity) ..... 11.55

## SPRAYER HOSE


¾" Hose. Price per ft. .... .25

## CHAMPION SPRAYER MODEL-1



This all-purpose portable sprayer is top in its field. The Champion combines in one unit all the desirable qualities of unusual power, simple operation, effective control, continuous agitation, and long life. Uniform pressure of 200 lbs. in the sturdy pressure cylinder is pumped as needed

by the operating lever. This lever also operates the brass agitator which keeps 4½ gallons of any liquid well mixed. Price \$33.90, Postpaid.



Hudson Mercury No. 333

## HOUSEHOLD SPRAYERS

No. 208, Hudson Nebu-lizer, Super Cloud  
8 oz. capacity .....\$ .60  
No. 333, Hudson Nebu-lizer, Super Fog  
10 oz. capacity ..... .90  
No. 444, Hudson Nebu-lizer, Super Misty  
27 oz. capacity ..... 1.00  
No. 409, Hudson, Nebu-lizer, Super Rapid  
2 qt. capacity ..... 1.80

## HOUSEHOLD CONTINUOUS SPRAYERS

Hudson Cardinal No. 436, 3-quart capacity .....\$3.60  
Hudson Mercury No. 433, 1-quart capacity ..... 2.40  
Hudson Comet No. 431A, 1-quart capacity..... 1.70

## TROMBONE TYPE SPRAYERS

Ken Sprayall No. 202 .....\$9.95  
Redisprayer No. 214 w/extension ..... 7.95  
New Little Giant No. 226 ..... 4.95

**GAT SPRAYER.** Attaches to garden hose for dissolving, mixing and spraying Hy-Gro and other soluble plant foods. Empty 2-lb. Hy-Gro jar with Gat Sprayer .....\$2.50



## BRADSON SPRAY GUNS



Insect-O-Gun

For use with standard garden hose. Insect-O-Guns, Gard-N-Gun and Bug-Gun for spraying insecticides and fungicides. Gro-Gun for application of soluble fertilizers and plant foods.

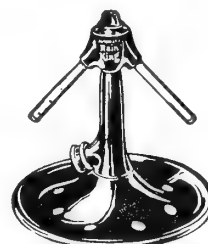


Bug-Gun


Insect-O-Guns—Model-3 .....\$6.95  
Gard-N-Gun—Model-2 ..... 2.69  
Gro-Gun—Model-20 ..... 2.95  
Bug-Gun—Model-4 ..... 1.98

## LAWN SPRINKLERS

Rain King Model-K Adjustable .....\$9.95  
Rain King Model-K-GSS., Rust resistant ..... 10.25  
Rain King Model-D Double nozzle ..... 5.95  
Rain King Model N1 Garden hose nozzle ..... 1.50  
Park Sprinkler Model 911 ..... 2.95




Model K



Model D

# FARM AND GARDEN TOOLS

All prices quoted are f.o.b. Plant City or Kilgore stores

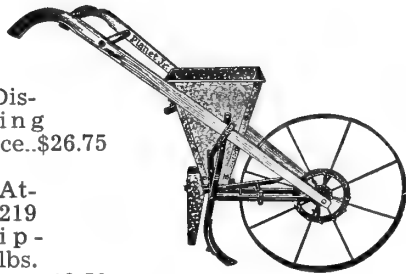


**PLANET JR. NO. 4  
HILL AND DRILL SEEDER**

No. 4-D Seeder—Shipping weight 41 lbs. Price....\$34.50  
 No. 4 Seeder—Shipping weight 50 lbs. Price..... 42.85  
 No. 300-A Seeder—Shipping weight 55 lbs. Price 44.00

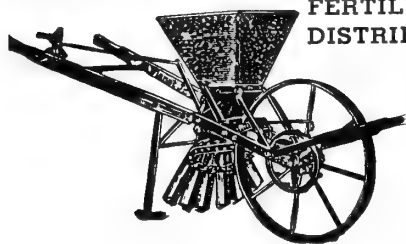
**PLANET JR. NO. 219 FERTILIZER DISTRIBUTOR**

No. 219 Fertilizer Distributor. Shipping weight 33 lbs. Price.\$26.75  
 No. 215 Fertilizer Attachment for No. 219 Distributor. Shipping weight 17 lbs. Price ..... 13.50




No. 8558X, Covers for No. 215. Shipping weight 2 lbs. Price.... 1.75

**PLANET JR. NO. 220 FERTILIZER DISTRIBUTOR**



No. 220 Fertilizer distributor .....\$67.50  
 Shipping Weight 115 lbs.

**PLANET JR. NO. 13 DOUBLE AND SINGLE WHEEL HOE**



No. 13 Double and Single Wheel Hoe—Shipping weight 27 lbs. Price .....\$21.00  
 Planet Jr. Grass Edger No. 2. Shipping wt. 3¼ lbs. Price ..... 3.40

**NO. 17 SINGLE WHEEL HOE**



Shipping wt. 22 lbs. ....\$17.95

**NO. 19 WHEEL HOE**

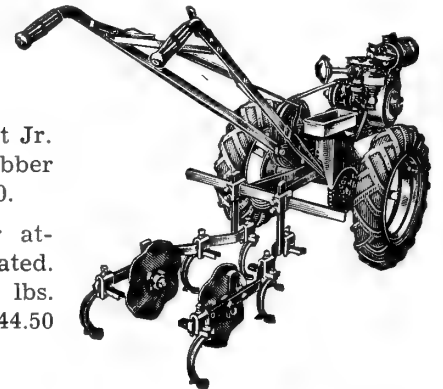


Shipping weight 18 lbs.  
 Price .....\$12.25

**NO. 119 HIGH WHEEL PLOW**

Shipping wt. 18 lbs. ....\$12.00

**GARDEN TRACTORS**



BP1 (2 HP) Planet Jr. Tractor with rubber tires. Price \$205.00.

B - 12 cultivator attachment as illustrated. Shipping wt. 76 lbs. Price .....\$44.50

B-8 (2½ h.p.) Tractor with 600x12 Rubber Tires. Shipping weight 197 lbs. ....\$240.00  
 Tuffy (1 h.p.) Shipping weight 90 lbs. .... 99.50  
 Super Tuffy (1½ h.p.) Shipping weight 99 lbs... 149.50

Write for Planet Jr. Tractor catalog and prices on tools and attachments.

**CYCLONE SEEDER**

The Cyclone will sow many acres per hour, adjustable to any amount per acre.

In ordering seeder to be used with power take-off, specify make and model of tractor to be used. Electric motor model operates from 6 volt battery from jeep or truck.

Hand Seeder .....\$4.75  
 Power Model M-1 Electric Motor .....\$40.50  
 Power Model S-1 for Power Take-Off ..... 54.25  
 Extension Hoppers for M-1 and S-1—  
 1½ bu. capacity ..... 6.90




**INSCO SOIL FUMIGANT APPLICATOR**

A 4-gal. tank gravity flow applicator for single row application. Can be attached to horse drawn plow or small tractors. Price .....\$15.00

# FARM AND GARDEN TOOLS (Continued)

Prepaid unless specified. Prices subject to change without notice.

## ECLIPSE POWER MOWERS



ECLIPSE builds precision power mowers with extra features for unmatched performance in low-cost maintenance of beautiful lawns. Balanced design, durable construction, dependable power, self-propelled, precise cutting action and effortless handling make lawn mowing easier, faster and better.

### REEL TYPE

Lark 18-in. ....	\$114.50
Rocket 20-in. ....	134.50
Parkhound 21-in. ....	164.50

Sharpeners for reel type mowers available

### ROTARY TYPE

Duo-Master (Hand propelled) 17-in. ....	\$ 87.50
Duo-Master (Hand propelled) 19 in. ....	97.50
Century Model H (Hand propelled) 20-in. ....	109.50
Leaf Mulcher for Rotary Models .....	\$ 3.00
Recoil Starters for any Power Mower .....	5.00
Electric Starters for any Power Mower .....	35.00

Prices f.o.b. Plant City or Kilgore stores

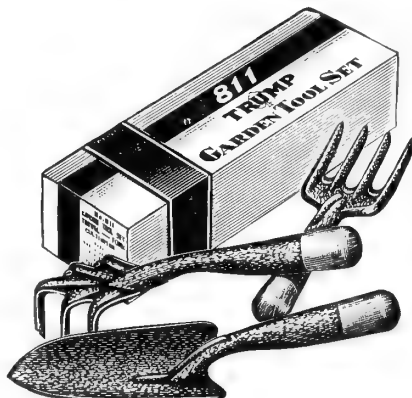
## ECLIPSE HAND MOWERS

Eclipse—16-inch .....	\$34.50
Zephyr 16-inch .....	30.00
Vogue 16-inch .....	27.00

Prices f.o.b. Plant City or Kilgore stores

## TRUMP GARDEN TOOLS

Sturdy, attractive hand made tools finished in baked green enamel. Set includes trowel, fork and cultivator.



No. 800 Trowel .....	25c each
No. 801 Fork .....	25c each
No. 802 Cultivator .....	25c each
No. 804 Transplanter .....	25c each
No. 805 Weed Cutter .....	25c each
No. 811 3-piece Set .....	80c per set

## WISS GARDEN TOOLS

Postpaid


FH-4 Flower Cutter Holder, Chrome Plated 6½"....\$2.50



No. 808 Draw Cut Pruning Shears

No. 808 Draw Cut .....	\$3.95
No. 607-R Pruning Shears .....	2.95
No. C-1 Orange Clippers .....	2.75

## WISS GARDEN TOOLS (Continued)



No. 8½-E Hedge Shears

No. 8½-E Hedge Shears .....	\$5.75
No. 9-A Hedge Shears .....	4.95
No. 9½-E Hedge Shears .....	5.95



No. 224-T Lopping Shears

No. 320-T 20 inch .....	\$4.95
No. 321-T 21 inch .....	6.50
No. 224-T 24 inch .....	6.50

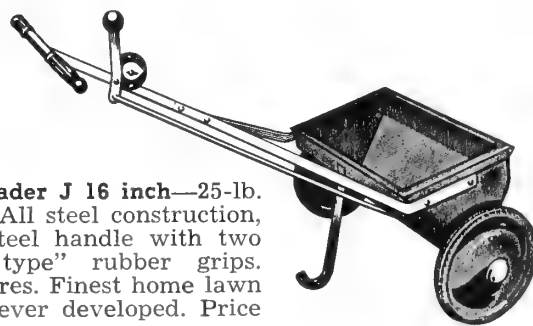


No. 5600 Forged Grass Shears

No. 5600 Forged Grass Shears .....	\$2.95
No. 500 Grass Shears .....	1.39
No. 900 Grass Shears—Long Handle .....	4.95
No. 801 "Quick Trim" .....	1.98
No. 700 Grass Shears .....	2.25


## LAWN FERTILIZER DISTRIBUTORS

f.o.b. Plant City or Kilgore stores



**Fox Spreader J 16 inch**—25-lb. capacity. All steel construction, tubular steel handle with two "bicycle type" rubber grips. Rubber tires. Finest home lawn spreader ever developed. Price \$9.95.

**Fox Spreader J-20 inch**—50-lb. capacity all steel construction with tubular steel handle, rubber handle grip. Steel wheels with rubber tires. For the customers who want "something better" in a small spreader. Price \$13.95.



**Masters Handi-Cart Model YM-66** — The Masters Handi-Cart has an outstanding reputation among users as a sturdy, dependable tool for hundreds of moving jobs

around the home and garden. Capacity 3 cu. feet. Price \$8.95.

# FARM AND GARDEN SUPPLIES

Prices subject to change without notice.

## BIRD NEPONSET PAPER POTS



### Nutrient Treated

Made of tough waterproof paper, adapted for growing plants from seed to transplanting age. Plants get no setback when transplanted. Performs the major function of clay pots at a fraction of the cost.


### Red Paper Pots

Neponset Red Paper pots are designed for shipping plants which have been grown in clay pots or in other containers. Shipping costs are lower by using Neponset Red Pots because there is considerable less weight and less breakage, and the clay pots can be saved for further use.

considerable less weight and less breakage, and the clay pots can be saved for further use.

By mail postpaid		f.o.b. Plant City			
100 pots		1000 pots			
Vita	Red	Vita	Wt.	Red	Wt.
2".....	\$2.65	\$16.05	20 lbs.	\$ 9.90	10 lbs.
2½".....	2.90	17.05	31 lbs.	10.00	16 lbs.
3".....	3.25	19.15	43 lbs.	10.60	22 lbs.
3½".....	4.25	25.00	60 lbs.	14.10	32 lbs.
4".....	4.80	28.30	38 lbs.	17.05	21 lbs.
5".....	6.30	36.75	60 lbs.	20.90	33 lbs.
6".....	8.20	48.50	48 lbs.	25.75	47 lbs.

## PLANT BANDS



### Vita-Band "10"

Contains sufficient fertilizer for 10 weeks

	Postpaid per 100	f.o.b. Plant City per 1000
1¾ x 1¾ x 2½ inches .....	\$ 1.05	\$5.50
2 x 2 x 2½ inches .....	1.15	5.80
2 x 2 x 3 inches .....	1.26	6.35
2½ x 2½ x 3 inches .....	1.45	6.90
3 x 3 x 3 inches .....	1.60	7.60
4 x 4 x 3 inches .....	1.98	9.90

### Vita-Band "D"

A nutrient treated band which disintegrates in the soil.

	Postpaid per 100	f.o.b. Plant City per 1000
1½ x 1½ x 2½ .....	\$ .95	\$5.35
1¾ x 1¾ x 2½ .....	1.05	5.70
2 x 2 x 2½ .....	1.20	5.90
2½ x 2½ x 3 .....	1.45	6.95
4 x 4 x 3 .....	2.15	10.20

## TOM THUMB FLATS

	f.o.b. Per 100	f.o.b. Per 1000
No. 1 (for bands 1¾ x 1¾ x 2½).....	\$5.50	\$49.20
No. 2 (for bands 2 x 2 x 2½).....	6.10	54.60

## TERRA-LITE (VERMICULITE)



An excellent light weight medium for starting cuttings, seed in flats, paper pots or plant bands. Can be mixed with soil in seedbeds. Increases germination by reducing damping-off. Holds moisture for several days without rewatering.

4-qt. bag 39c; ½-bu. bag 89c; 4-cu. ft. bag \$2.35.

f.o.b. Plant City

Write for complete descriptive pamphlet on Terra-Lite.

## PEAT MOSS

Good to add humus and holds moisture in seedbeds. Also an excellent poultry litter.

**Georgia Peat Humus**, 1½ cu. ft. bag \$1.40 each  
5 cu. ft. bags \$3.50 each.

**European Peat**, Compressed in burlap.  
Wrapped bales 20" x 20" x 36" each \$4.95  
Bulk 10c per lb. f.o.b. Plant City

## SPHAGNUM MOSS

Burlap Wrapped Bales 14" x 16" x 45" each \$4.00  
Bulk 50c per lb. f.o.b. Plant City

## OSMUNDIA FIBRE—Used for growing Orchids.

Per Bale .....\$9.50  
Bulk - per lb. .... .40

## RUBBER STRIPS—For Budding and Grafting



Postpaid Size	Length	Width	Approx. Pieces	Per Lb.	Lb.	5 Lbs.
No. 520	5 in.	3/16 in.	1400	\$2.50	\$11.25	
No. 620	6 in.	3/16 in.	1080	2.50	11.25	
No. 838	8 in.	3/8 in.	450	2.50	11.25	

## AIRWRAP

Plastic adapted to grove and plant propagation. Coated with nutrient and rooting hormones.

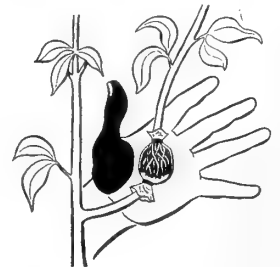
9" width—8 yd. rolls .....\$1.95  
9" x 8" price per sheet ..... .06  
9" width—less than 8 yds. per yd. .... .25

Write for quotations on larger quantities.

## AIRLAYERING ROOTING KIT

For plant propagation. Kit contains sphagnum moss, plastic wraps and tying strips. Complete instructions in box.

Kit complete (Prepaid) ....\$1.95




## GLOVES

**Green Thumb**—(Ladies' size) Plastic Small, medium and large ..... .98 pr.

**Girl Friday** Plastic coated—knit-lined .....\$1.40 pr.

**Eezy Wear (Kidskin)** Ladies' size—small, medium and large .....\$1.65 pr.  
Men's size—medium and large .....\$1.95 pr.



Girl Friday


# FARM AND GARDEN SUPPLIES (Continued)

Prices subject to change without notice

## TWIST-EM PLANT TIES

Postpaid

Helps you support plants quickly, neatly, permanently.



Package of 35—8-inch size .....	15c
Package of 50—8-inch size .....	20c
Box of 100—8-inch size .....	29c
Box of 200—4-inch size .....	29c
Box of 100—16-inch size .....	57c

## Utility Twist-Ems

1000 1/4" x 8" .....	\$1.95 prepaid
1000 1/4" x 16" .....	3.90 prepaid

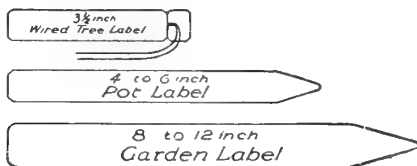
## TRAIN-ETTS

New weatherized trellis netting, ideal support for sweet peas and any vining flower or vegetable plants. Comes in three sizes. No. 1, 60 x 72 in., 75c; No. 2, 60 x 96 in., 95c; No. 3, 60 x 180 in., \$1.35, postpaid.

## BAMBOO CANE STAKES

Dyed green pencil-thickness

3 ft. Stakes, per 1000 f.o.b. Plant City .....	\$12.50
3 ft. Stakes, per 100 postpaid .....	1.50
Less than 100 2 1/2c each postpaid.	
4 ft. Stakes, per 1000 f.o.b. Plant City .....	16.00
4 ft. Stakes, per 100 postpaid .....	2.00
Less than 100 3c each postpaid.	



## LABELS—Plant and garden (painted)

Postpaid

	Per 100	Per M
4" Pot Labels .....(1M per ctn.)	\$ .50	\$3.75
5" Pot Labels .....(1M per ctn.)	.55	4.10
6" Pot Labels .....(1M per ctn.)	.60	4.50
8" Garden Labels .....(250 per ctn.)	1.05	9.00
10" Garden Labels .....(250 per ctn.)	1.15	10.20
12" Garden Labels .....(100 per ctn.)	1.90	17.50
3 1/2" Copper Wired .....(1M per ctn.)	.60	4.50

## GRAFTING WAX—Postpaid

A prepared wax recommended for all hand and brush grafting operations. 1/4 lb. 45c; 1/2 lb. 60c; 1 lb. 90c.

## BUDDING AND GRAFTING TAPE—Postpaid

Grafting Tape 1/4-in. wide, 60-yd. Roll .....	\$1.00
Grafting Tape 1/2-in. wide, 60-yd. Roll .....	1.30
Grafting Tape 1-in. wide, 60-yd. Roll .....	2.00

## BUDDING KNIVES—Postpaid

No. 11 Budding Knife, brass lining, 4 1/2-in. Price	\$3.50
No. 21SH Florist Knife, 2 blades, Price	3.25
No. 8 1/2C Grafting Blade, Price	1.75
No. 9C Budding Blade, Price	1.75

## HOTKAPS

Hotkaps are "individual hot-houses" for every plant—protecting them against frost, rain, wind, insects and crusting. They force plant growth, making hardier, healthier plants and producing crops two or three weeks earlier. They may be used with practically any crop that needs protection, but are especially suited for use with vine crops such as tomatoes, cucumbers, cantaloupes and watermelons.



20 pkg. Complete with Paper Setter, each....\$	.95
100 with Fibreboard Garden Setter .....	9.30
250 with Fibreboard Garden Setter .....	7.15
1000 without Setter .....	19.95
5000 without Setter, per 1000 .....	19.85
10000 without Setter, per 1000 .....	19.75
25000 without Setter, per 1000 .....	19.65
Fibreboard Garden Setter, each .....	.20
Steel Setter, each .....	1.95

Prices quoted are f.o.b. Plant City and all Kilgore stores

## LABEL PASTE

Ours is a genuine wheat paste, especially made for pasting labels on vegetable and fruit boxes. Mixes easily in cold or warm water. Will not discolor labels. Unaffected by water or atmospheric changes after drying. 26c per lb.; 100 lbs. \$23.85.

Prices quoted are f.o.b. Plant City and all Kilgore stores

## TWINE

**Jute**—Soft vegetable 2 ply (app. 1520 ft. to lb.) tying twine, excellent quality. Used for tying tomato plants and bunching vegetables. 1/2-lb. ball 35c; lb. (cut) 52c; reel (50-60 lbs.) 49c per lb.

Prices quoted are f.o.b. Plant City and all Kilgore stores.

**Cotton Twine (Variegated)** — Used for tying pole beans. 2 1/2-lb. cones. Price per lb. \$1.20.

f.o.b. Plant City

## RAFFIA

The plain or natural color comes in uneven weight hanks, 1 lb. \$1.40; 3 to 7 lbs. \$1.00 per lb. 10 lbs. \$9.00. Prepaid.

## TARPAULINS

Write for prices stating size desired

## HAND TALLY REGISTERS—Pocket Size

A fast and accurate way to count live stock, poultry, watermelons, plants, packed crates, etc.

No. 0 counts to 999, \$3.80. No. 1 counts to 9999, \$4.90. Postpaid.

## SUDBURY SOIL TEST KIT

### Home Garden Model

Complete equipment with instructions and solutions for 20 tests, for Nitrogen, Phosphorous, Potash and Acidity. \$3.98 Postpaid.



### Jr. Professional Model

Contains complete equipment and instructions—solutions for 50 tests for nitrogen, phosphorous, potash and acidity (pH). Transparent plastic case. Price \$6.98, Postpaid.

Two Minute Acidity Kit .....\$1.98

Write for prices on larger models.

# CANNING SUPPLIES

Prices subject to change without notice

Florida offers the greatest opportunity for home canning of any state in the Union, due to the fact that every month in the year produces some fruit or vegetable, and yet there is probably less canning done here than in almost any other state; but we are becoming more thrifty each year in this respect.

## BURPEE PRESSURE COOKER




Made by forming heavy plate aluminum. Very strong—half the weight of “cast” aluminum. Guaranteed not to crack, break or split. It will not stain because there are no “pores” in this metal to fill up with food and create a bad odor.

**Model AR25**—Holds 10 qt. or 17 pt. cans or 7 qt. or 14 pt. jars. Equipped with canning basket, recipe book, and cooking pans. \$29.95, Postpaid.

## BURPEE PRESSURE CANNER

Pressure canner made by forming heavy plate aluminum. Very strong—half the weight of “cast” aluminum. Guaranteed not to crack, break or split. It will not stain because there are no “pores” in this metal to fill up with food and create a bad odor.



**Model AR1525** holds 15 qt. or 25 pt. cans, or 14 qt. or 21 pt. jars. Equipped with 2 canning baskets, recipe book, and pans. \$34.95, Postpaid.

Home canning is fine training for children, both girls and boys, as it teaches thriftiness. In some states the women and children add several hundred dollars to the family income during the year from home canning, thus securing money for many other things. It matters not whether products are used at home or sold, it's money saved just the same.

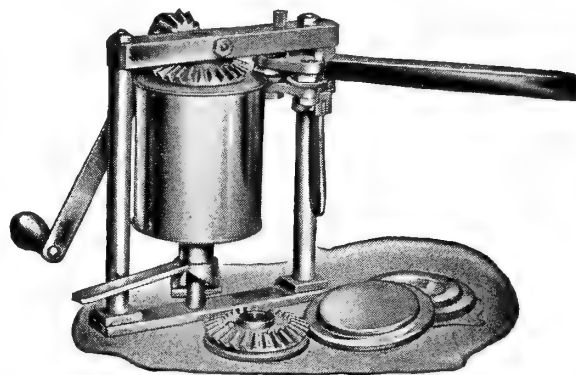
Hardly is there a day in Florida when there is not some luscious vegetable or fruit that can easily be conserved for later use. Meats, poultry and fish can also be conserved by modern safe and scientific methods—same methods as used by commercial canners. A pantry full of wholesome home-canned products means a better balanced diet for the entire family the year round. It is fascinating, avoids waste and builds a bank account.

## HOT-LIFT CAN TONGS




Hot-Lift Can Tongs, price Postpaid .....\$ .60

## BURPEE SIMPLEX SEALER WITH CAN SAVER ATTACHMENT



Seals cans quickly and easily. Set the can in position, spin the crank with the right hand and move a lever with the left hand. Made of hardened steel for long life. Rustproof. Equipped with attachment which simplifies changing from one size can to another. Clamps on a table. Seals, opens and reflanges two sizes of cans, the No. 2 and No. 3. Tested canning recipes and illustrated instructions with every sealer. Net weight 11 lbs. Price \$17.95, prepaid.

## DIXIE SIMPLIFIED AUTOMATIC HOME CAN SEALER



Simple, accurate and foolproof. Insert can, turn crank, and can is automatically sealed. So simple! Complete canning recipe book with each machine. Will seal No. 1, No. 2, No. 2½ and No. 3 Sanitary cans.

With No. 2 or No. 3 chuck and base...Postpaid \$37.50  
Extra chuck and base .....Postpaid 12.50



# CANNING SUPPLIES (Continued)

## SANITARY CANS

f.o.b. Plant City



Our sanitary open top cans are ideal for home canning. The finest fruits or vegetables and all your hard work can be wasted if the cans are not right.

Our cans for home canning are uniform, accurate, dependable, and strong. For years they have been recognized as cans of highest quality, preferred by home canners.

	No. in Case	Case	1,000
No. 2 Plain Sanitary cans, wt. 26 lbs.	100	\$5.10	\$49.80
No. 2 Plain Sanitary cans, wt. 6 lbs.	24	1.35	53.30
No. 3 Plain Sanitary cans, wt. 36 lbs.	100	7.55	74.75
No. 3 Plain Sanitary cans, wt. 9 lbs.	24	1.95	79.45
No. 2 Sanitary lacquered cans, wt. 26 lbs.	100	5.25	51.60
No. 2 Lacquered cans, wt. 6 lbs.	24	1.40	55.10
No. 3 Lacquered cans, wt. 36 lbs.	100	7.85	77.50
No. 3 Lacquered cans, wt. 9 lbs.	24	2.00	82.30
Per 100			
Extra Covers for No. 2 Plain Sanitary cans		\$1.25	
Extra Covers for No. 3 Plain Sanitary cans		1.50	

## FRICTION TOP CANS

f.o.b. Plant City

These cans are of the highest quality, uniform, accurate, dependable, and strong.

Friction top or syrup cans are used for packaging syrup, honey and for many other purposes.



	No. in Case	Case	1,000
1½ Friction-top cans, wt. 8 lbs.	36	\$2.15	\$ 59.50
No. 2½ Friction-top (approx. ¼ gal.) cans, wt. 11 lbs.	24	2.15	88.20
No. 5 Friction-top, holds 4½ lbs. of Honey, wt. 24 lbs.	50	6.65	131.55
No. 5 Friction-top cans, wt. 6 lbs.	12	1.70	139.30
No. 10 Friction-top (approx. 1 gal.) cans, wt. 39 lbs.	50	9.85	195.65
5 gal. Square Honey Cans—each 90c; case (16)			\$12.40.
50-lb. Lard Can—each \$1.00; case of 12—			\$11.20.
Corrugated Shipping Cartons for 5-gal. Honey Cans, each 25c; 10 for \$2.30; 25 for \$5.50; f.o.b. Plant City.			

## CANNING LABELS

f.o.b. Plant City

Beans, Corn, Blackeye Peas, Tomato and Syrup.	25	100	1,000
Price, No. 1½ and 2½, Syrup..	.25	\$.50	\$3.50
Price, No. 2 and 3, Vegetables....	.30	1.00	5.25
Price, No. 5 and No. 10, Syrup....	.25	.60	5.00
Rubber Stamp, two-line, \$1.75; three-line, \$2.00.			

## ATLAS FRUIT JARS

f.o.b. Plant City



Atlas Jars are made of clear crystal glass of highest quality giving a natural color to packed fruits and vegetables. Best preserving jar on the market, guaranteed to give entire satisfaction when properly used.

The Atlas Square jar has been on the market for over 50 years but has recently been improved by the strong shoulder feature.

	Per doz.
Atlas Square Mason Jars, ½-pint, wt. 7 lbs.	\$1.10
Atlas Square Mason Jars, pint, wt. 9 lbs.	1.15
Atlas Square Mason Jars, quart, wt. 12 lbs.	1.30
Atlas Square Mason, ½-gal., wt. 22 lbs.	1.50
Atlas Wide Mouth, pint, wt. 10 lbs.	1.35
Atlas Wide Mouth, quart, wt. 16 lbs.	1.50

## CAPS FOR ALL TYPES JARS

f.o.b. Plant City

	Per doz.
Atlas Seal All Standard Caps, 2-piece, wt. 9 oz.	\$ .33
Atlas Seal All Standard Lids only, wt. 4 oz.	.16
63 MM 2-piece Caps for Coffee and Relish Jars, wt. 8 oz.	.35
Rubber Rings for Old Style Zinc Caps, wt. 4 oz.	.10
Wide Mouth Caps (Rings and Lids), wt. 10 oz.	.50
Wide Mouth (Lids Only), wt. 5 oz.	.26

## JELLY GLASS

f.o.b. Plant City

Wt. per doz., 7 lbs.

Per doz.

No. 100 1/3 pt. size, Tumbler Style	\$.85
No. 25 1/3 pt. size, Ribbed Style	.90
No. 92 ½ pt. size, Tumbler Style	.90
No. 3 ½ pt. size, Ribbed Style	.95



## HONEY JARS

f.o.b. Plant City

	wt. per case	per doz.
Utility Round ½-lb., 2 doz. to case	8 lbs.	\$ .60
1-lb., 2 doz. to case	12 lbs.	.70
2-lb., 1 doz. to case	9 lbs.	.90
No. 5 Glass Honey Pail	10 lbs.	1.80
No. 10 Glass Honey Pail	14 lbs.	2.05

## Queenline

½-lb., 2 doz. to case	8 lbs.	\$.65
1-lb., 2 doz. to case	12 lbs.	.85
2-lb., 1 doz. to case	9 lbs.	1.05

## Comb Honey

1 lb. Round Wide Mouth, 24 to case	14 lbs.	.80
2½ lbs. Square Wide Mouth, 12 to case	12 lbs.	1.40
5 lbs. Square Wide Mouth, 6 to case	10 lbs.	2.40



QUEENLINE


# BEE KEEPERS' SUPPLIES

Prices subject to change without notice  
and are f.o.b. Plant City or any Kilgore store.

If you wish your shipment to be made by mail, please add postage when ordering. Most all Bee Supplies are exempt from State Tax except Hive Bodies and Covers. The following is only a partial list of our large and complete line of bee supplies carried in stock in all Kilgore's Florida stores and in Kilgore's mail order department at Plant City, Florida. We can always get whatever a customer wants from the factory if we happen to be out of stock, in which case the price will be f.o.b. factory, Medina, Ohio, and a 5% discount will be allowed on orders of \$100.00 or more. Allow two or three weeks for factory shipments.

We Buy Wax. Write for price

Write for complete catalog of Bee-keepers' supplies



## Brood Foundation—(3-Ply)

8 1/16x16 3/4 in.—7 sheets to pound		Weight	Price
H-1	10-sheet Carton	3 lbs.	\$ 2.45
H-3	50-sheet Carton	9 lbs.	11.45

## Medium Brood

8 1/16x16 3/4 in.—8 sheets to pound		Weight	Price
H-20	10-sheet Carton	2 lbs.	\$ 2.10
H-22	50-sheet Carton	8 lbs.	9.90

## Special Brood Foundation

8 1/16x16 3/4 in.—10 sheets to pound		Weight	Price
H-32	10-sheet Carton	2 lbs.	\$ 1.60
H-34	50-sheet Carton	7 lbs.	7.75
H-36	200-sheet Carton	33 lbs.	30.70

## Medium Brood

4 1/2x16 3/4 in.—16 sheets to pound		Weight	Price
H-26	10-sheet Carton	2 lbs.	\$ 1.27
H-28	50-sheet Carton	5 lbs.	5.75

## Medium Brood, Crimp-Wired

8 1/2x16 3/4 in.—7 sheets to pound		Weight	Price
D-350	10-sheet Carton	3 lbs.	\$ 2.50
D-350	50-sheet Carton	10 lbs.	11.45

## Medium Brood, Crimp-Wired

4 3/4x16 3/4—12 sheets to pound		Weight	Price
D-352	10-sheet Carton	2 lbs.	\$ 1.60
D-352	50-sheet Carton	6 lbs.	6.90

## Thin Super

J-1	1-lb. Carton, 3 7/8x15 3/4 in., 28 sheets to lb.	2 lbs.	\$1.80
J-3	5-lb. Carton, 3 7/8 x 15 3/4 in., 28 sheets to lb.	7 lbs.	8.45
J-22	1-lb. Carton, 4 1/2 x 16 3/4 in., 22 sheets to lb.	2 lbs.	1.80
J-24	5-lb. Carton, 4 1/2 x 16 3/4 in., 22 sheets to lb.	7 lbs.	8.45
J-27	1-lb., Carton, 5 x 16 3/4 in., 22 sheets to lb.	2 lbs.	1.80
J-29	5-lb. Carton, 5 x 16 3/4 in., 22 sheets to lb.	1 lb.	8.45

## One-story standard hive with aluminum cover

Hives in the flat are furnished with nails, reversible bottom boards, metal cover, inner cover, Hoffman frames, and complete directions for nailing. 16 1/4x20 in.

A-1	Knocked down without foundation.		
	Wt. 31 lbs.		\$10.35

## One-story standard hive, with excelsior (wood) cover

A-6	Knocked down without foundation.		
	Wt. 27 lbs.		\$8.25

## Shallow 10-Frame Extracting Supers

C-12	1 KD Empty only, no fittings.	Wt. 5 lbs.	\$1.78
C-13	5 KD Empty only, no fittings.	Wt. 28 lbs.	7.95

## Beeway Section Supers

D-5	1 KD Without sections or foundation.	Wt. 7 lbs.	\$ 2.95
D-6	5 KD Without sections or foundation.	Wt. 36 lbs.	13.30

## List of Inside Fixtures for Section Supers

E-1	7 Beeway Section Holders KD	Wt. 3 lbs.	\$ 1.05
E-2	50 Beeway Section Holders KD	Wt. 15 lbs.	5.85
E-3	100 Beeway Section Holders KD	Wt. 23 lbs.	11.50
E-15	10 Beeway Wood Separators, 1/10 in. thick	Wt. 2 lbs.	.55
E-35	100 Super Springs (3 used to a super)	Wt. 1 1/2 lbs.	1.75

## Comb Honey Sections—(Mill Run)

F-1	100 Wt. 7 lbs.	\$ 3.95
F-3	500 Wt. 32 lbs.	17.60

## Metal Covers, 10-Frame

B-1	1 KD Metal Cover with inner cover	Wt. 11 lbs.	\$ 3.95
B-2	5 KD Metal Cover with inner cover	Wt. 51 lbs.	17.65

## Excelsior Wood Cover, 10-Frame


B-4	5 KD Excelsior All-Wood cover	Wt. 31 lbs.	9.70
-----	----------------------------------	-------------	------

## Inner Covers, 10-Frame

B-8	1 KD Inner Cover, without bee escape	Wt. 3 lbs.	1.15
B-9	5 KD Inner Cover, without bee escape	Wt. 12 lbs.	4.95

## Bottom Boards, 10-Frame

B-12	1 KD Reversible Bottom Board	Wt. 7 lbs.	2.30
B-13	5 KD Reversible Bottom Board	Wt. 37 lbs.	9.30



Shallow Extracting Super


# BEE-KEEPERS' SUPPLIES (Continued)

For information on Beekeeping in Florida, write the Florida Agricultural Experiment Station, Mailing Department, Gainesville, Florida, for free copy of Bulletin No. 151, entitled "Beginning Beekeeping." This publication is illustrated and contains much valuable information for beginners.

## Frames

Furnished in the flat with nails. All frames are furnished with solid bottoms unless otherwise specified.


Standard frames. Size 9½x17 11/16.	<b>10</b>	<b>50</b>	<b>100</b>
1-piece bottom bar. Wt. 45 lbs.	G-1	G-2	G-6
per 100	\$2.20	\$8.95	\$17.05
Standard frames. Size 8½x16¾.			
2-piece bottom bar. Wt. 45 lbs.	G-14	G-15	G-16
per 100	\$2.20	\$8.95	\$17.05
Shallow frames. Size 4½x16¾.			
Thick top bar, 1-piece bottom bar.	G-25	G-26	
Wt. 38 lbs. per 100	\$7.95	\$15.35	
Shallow frames. Size 4¾x16¾.			
Thick top bar, 2-piece bottom bar.	G-24	G-27	G-28
Wt. 37 lbs. per 100	\$2.00	\$7.95	\$15.35



L-15

## Honey Extractors

L-15	2-frame Reversible (9½x17 in. pocket)	Wt. 100 lbs.	\$ 76.00
L-20	20-frame Simplicity	Wt. 300 lbs.	232.50
L-25	4-frame Automatic Reversible (9½x17 in. pocket)	Wt. 205 lbs.	164.00
L-35	3-frame, hand power	Wt. 41 lbs.	39.50
L-45	45-frame Simplicity	Wt. 470 lbs.	372.00



## Bee Escape

O-5	Double Bee Escape.	Wt. 1 oz.	\$ .35
-----	--------------------	-----------	--------


## Queen Excluders

Bees pass through rapidly, without hesitation.			
10-frame	Standard 3 wire.	<b>Each</b>	<b>10</b>
	Wt. 4 lbs. ea., 25 lbs. for 10	\$1.75	\$16.95
10-frame	Special 7-wire.	B-35	B-36
	Wt. 4 lbs. ea., 32 lbs. for 10	\$1.75	\$16.95
Unbound	Zinc Excluders.	B-40	B-41
	Wt. 1 lb. ea., 8 lbs. for 10	\$1.55	\$14.85

## No. 28 Tinned Wire

Standard frame takes 6½ feet of wire;  
Shallow frame, 3½ feet.

G-61.	¼-lb. Spool, 350 ft.	8 oz.	\$ .39
G-62.	½-lb. Spool, 700 ft.	1 lb.	.60
G-63.	1-lb. Spool, 1400 ft.	2 lb.	.98
G-64.	5-lb. Spool, 7000 ft.	7 lb.	4.25
N-65.	Spur Wire Imbedder	6 oz.	.45



## Bristle Bee Brush

N-85	Wt. 4 oz.	\$ .65
------	-----------	--------

## Steel Hive Tool

N-81.	10-inch. Wt. 6 oz.	\$1.15
-------	--------------------	--------

## Queen and Drone Trap (10-frame)


O-8.	Wire Trap, Wt. 2 lbs.	\$1.40
------	-----------------------	--------

## Feeders

O-2.	Boardman Feeder, with cap. Wt. 12 oz.	\$ .35
------	---------------------------------------	--------

## Smokers

N-3	Standard Tin Smoker, 3¼x7 in. Wt. 2 lbs.	\$2.50
N-7.	Big Jumbo Tin Smoker, 4x10 in. with asbestos shield. Wt. 3 lbs.	\$3.95



## Leather and Drill Bee Gloves

Leather (N-21 medium or N-22 large).	Wt. 2 lbs.	\$2.95
Drill (N-25 medium or N-26 large).	Wt. 1 lb.	1.55




## Veils

N-10.	Root Indestructible Bee Veil. Wt. 1 lb.	\$1.95
N-12.	Delphos Folding Veil. Wt. 1 lb.	2.45
N-15.	Cotton Tulle Veil. Wt. 3 oz.	1.45

# INDEX

	Page		Page
<b>GENERAL INFORMATION</b>		<b>SUPPLIES</b>	
Amounts per Acre—Pesticides .....	52	Airlaying Kit .....	74
Directions to Customers .....	1	Airwraps .....	74
Home Gardens .....	2	Bee Supplies .....	78-79
Insect and Disease Recommendations .....	53-58	Budding Rubber Bands .....	74
Introduction to Pesticides .....	49	Budding Knives .....	75
Kilgore Store Locations .....	(Back Cover)	Budding Tape .....	75
Locating the Vegetable Garden .....	3	Cans .....	77
Making a Seedbed .....	3	Can Labels .....	77
Miller Bill and Tolerances .....	50	Can Sealers .....	76
Ordering and Mailing .....	1	Can Tongs .....	76
Pesticide Dilution Table .....	52	Cane Stakes .....	75
Plants per Acre .....	34	Cyclone Seeders .....	72
Preparing the Vegetable Garden .....	3	Dusters .....	70
Reference Table for Vegetable Garden .....	4	Fertilizers .....	66
Safe Combinations—Pesticides .....	51	Fertilizer Spreaders .....	73
Sales Tax .....	2	Flame Sprayers .....	70
Sanitation .....	49	Fly Baits .....	65
Seed Treatments .....	52	Fly Traps .....	65
Standard Household Measurements .....	52	Fruit Jars .....	77
Warnings (Pesticide Cautions) .....	51	Fumigants .....	63
What and When to Plant in Florida .....	5	Fungicides .....	61-62
<b>SEED</b>		Garden Tools .....	73
Alfalfa .....	41	Garden Tractors .....	72
Beans .....	6-8	Gloves .....	74
Beans, Velvet .....	46	Grafting Wax .....	75
Beets .....	9	Hand Tallys .....	75
Beets, Spinach .....	9	Honey Jars .....	77
Beets, Stock .....	9	Hormones .....	67
Bene or Sesame .....	43	Hotkaps .....	75
Broccoli .....	9	Household and Garden Pesticides .....	68
Brussels Sprouts .....	9	Inoculants .....	69
Cabbage .....	10-11	Inso Applicators .....	72
Cabbage, Chinese .....	11	Insecticides .....	59-60
Cantaloupe .....	12	Insecticide-Fungicide Combinations .....	62
Carrots .....	13	Jelly Glasses .....	77
Cauliflower .....	12	Lawn Mowers .....	73
Celery .....	14	Lawn Sprinklers .....	71
Chufas .....	43	Livestock Preparations .....	65
Clover, Alyce .....	41	Nutrients .....	67
Clover, White .....	42	Osmundia Fibre .....	74
Clover, Hubam .....	42	Paper Pots .....	74
Clover, Floranna .....	42	Paste .....	75
Clover, Kenland Red .....	42	Peat Moss .....	74
Clover, Ladino .....	42	Planet Jr. Tools .....	72
Collard .....	15	Plant Bands and Flats .....	74
Corn, Field and Roasting Ear .....	38	Plant Labels .....	75
Corn, Sweet .....	18	Poultry Preparations .....	65
Cowpeas, Field and Table .....	42	Poultry Supplies .....	69
Crotalaria .....	43	Pressure Cookers .....	76
Cucumber .....	16-17	Raffia .....	75
Dill .....	20	Rodenticides .....	63
Eggplant .....	19	Soil Test Kits .....	75
Egyptian Wheat .....	46	Soluble Plant Foods .....	66
Endive .....	20	Sphagnum Moss .....	74
Flower Seed .....	48	Sprayers .....	71
Field Seed .....	41-46	Spreader-Stickers .....	64
Garlic .....	20	Tarpaulins .....	75
Grass, Lawn .....	39-40	Terra-Lite .....	74
Grass, Pasture .....	41	Thermometers .....	69
Gladiolus Bulbs .....	47	Train-etts .....	75
Hegari .....	46	Twine .....	75
Hairy Indigo .....	43	Twist-Ems .....	75
Kale .....	20	Vermicides .....	63
Kohl Rabi .....	20	Weed Killers .....	64
Leek .....	20	Wiss Shears .....	73
Lettuce .....	21		
Lupine .....	43-44		
Millet .....	44		
Mustard .....	22		
Oats .....	44		
Okra .....	23		
Onion .....	24		
Onion Sets .....	24		
Parsley .....	25		
Parsnip .....	25		
Peanuts .....	44-45		
Peas, English or Garden .....	25		
Pepper .....	26-27		
Potatoes .....	28		
Pumpkin .....	28		
Radish .....	29		
Rape, Dwarf Essex .....	45		
Rhubarb .....	28		
Rice .....	45		
Rose Bushes .....	47		
Roselle .....	28		
Rutabaga .....	35		
Rye .....	45		
Sage .....	29		
Sesbania .....	46		
Shallu .....	46		
Sorghum .....	46		
Spinach .....	29		
Squash .....	30-31		
Strawberry Plants .....	47		
Sunflower .....	46		
Swiss Chard .....	9		
Tomato .....	32-33		
Turnip .....	35		
Watermelon .....	36-37		
Wheat, Egyptian .....	46		





A PARTIAL VIEW OF KILGORE'S MODERN INSECTICIDE MANUFACTURING PLANT, PLANT CITY, FLA.

Tear Off Along This Line



# KILGORE'S *Bred-Rite* SEEDS

1958 Annual Catalog  
for Florida

# 14 Kilgore Stores Serving Florida




Ocala—909 N. Magnolia St.


GENERAL OFFICES, WAREHOUSE  
AND MAIL ORDER DEPARTMENT  
214 S. Collins St.



BELLE GLADE—304-12 S. Main St.




SANFORD—300-2 W. First St.



WEST PALM BEACH  
1310 Belvedere Rd.




GAINESVILLE—203 S.E. First Ave.



WAUCHULA—702-6 W. Main St.




PAHOKEE—313-19 Belle Glade Rd.



PALMETTO—710 - 13th St.




MIAMI—600 N.W. Fifth St.



FORT MYERS—2216 Anderson Ave.



VERO BEACH—1109 20th St.



PLANT CITY—101 N. Evers St.



POMPANO BEACH  
228 N. Flagler St.



HOMESTEAD—370 S. Flagler Ave.

**THE KILGORE SEED COMPANY**  
*General Offices and Mail Order Department, Plant City, Florida*