

62
R SBT15
.29B95



Burrell's
BETTER
SEEDS
1959



See pg. 68


TOMATO, Pinkshipper

Most important development in pink shipping tomatoes in many years.

MUSKMELON, Harvest Queen

This recent introduction is rapidly gaining in popularity.

See pg. 38



ORDER

BLANK

for

your

convenience

inside

of

back cover



We will

make you

glad you

ordered seeds

from

Burrell

Index, Page 95

ORDER

BLANK

for

your

convenience

inside

of

back cover



We will

make you

glad you

ordered seeds

from

Burrell

MARKET GARDENER

AND

FLORIST PRICES

WITH SMALL QUANTITIES LISTED FOR THE

HOME GARDENER

We invite the planting of these seeds in comparison with those obtained from any other source.

D. V. BURRELL SEED GROWERS CO.
ROCKY FORD, COLORADO



This is our 59th annual seed catalog. Ours is a family owned and operated business; active members are Del, Jim and Bill, grandsons of D. V. Burrell. We have steadfastly limited growth of this enterprise to the volume we could properly handle and give our close personal supervision.

The produce trade is our major outlet, proving the quality of our stocks; as no seedsmen can hope to survive the critical judgment of this trade unless his product consistently delivers satisfaction.

Sincerely yours,

J. H. BURRELL

(Who writes catalog and enjoys watching the team play.)



SEEDS IN ONE POUND SEALED CLOTH BAGS

The ideal package for our specialties. Made from cotton cloth, these are easily packed and carry the seed in good condition to destination. The variety and lot number is printed on the bags and closed by a seal which, when intact, insures the planter that he is getting seed we packaged, eliminating possibility of mixture that might result from several handlings and relabeling of the seed in its course through the ordinary channels of trade.

Local seed dealers like this style package because of its attractive display possibilities and because they can recommend the seed to their customers with reasonable confidence in the proper performance of the seed. Lot numbers appearing on each bag help in complying with the Federal Seed Law. The only seeds packed in the 1 pound sealed bags for distribution through dealers are varieties that are specialties with us.

As far as shippers and associations are concerned, the one pound sealed cloth bag is an ideal package for distribution to their farmer growers.

Planters find them desirable because of the ease in checking the amount of seed being planted per acre, as well as the confidence enjoyed by knowing that the seed has been handled in bulk the fewest possible number of times.

DAYS TO MATURITY

The number of days indicated to produce vegetables ready for table use will vary from year to year, depending on growing and seasonal conditions. Sizes and quality are influenced, to some extent, by conditions of growth and geographical location. Time given for Cabbage, Cauliflower, Celery, Pepper and Tomatoes is days from setting plants to marketing fruits. Information given is based on average performance rather than on behavior under the most favorable conditions and primarily meant for convenience in comparing earliness and size of variety.

ALL-AMERICA SELECTION = All-America Selections Award

PLANTING INFORMATION

VEGETABLE	SEED REQUIRED		PLANTING DISTANCE		Depth of Planting (Inches)	Number of Plants to the Acre at Given Distances			
	For 100 ft. Row Seeded Direct	Per Acre		Apart in Row (After Thinning)		Between Rows	Distance Apart	No. Plants	No. Plants
		Transplanted	Seeded Direct						
Asparagus.....	1 oz.	1 lb.	6 lbs.	18 to 36 in.	24 to 48 in.	12 x 1 in.	522,720	36 x 36 in.	4,840
Beans, Bush.....	1 lb.	30 lbs.	60 lbs.	2 to 4 in.	36 to 48 in.	12 x 3 in.	174,240	42 x 42 in.	12,446
Beans, Pole.....	1/2 lb.	10 to 16 lbs.	10 to 16 lbs.	6 to 8 in.	18 to 24 in.	12 x 12 in.	43,560	42 x 24 in.	6,223
Beet (and Swiss Chard)	1 oz.	4 oz.	2 lbs.	1 to 4 in.	24 to 40 in.	16 x 1 in.	392,040	42 x 36 in.	4,148
Broccoli.....	1/4 oz.	4 oz.	2 lbs.	18 to 24 in.	18 to 36 in.	18 x 1 in.	348,480	48 x 12 in.	10,890
Brussels Sprouts.....	1/4 oz.	4 oz.	2 lbs.	18 to 24 in.	18 to 36 in.	18 x 1 in.	116,160	48 x 18 in.	7,790
Cabbage.....	1/4 oz.	4 oz.	2 lbs.	12 to 24 in.	24 to 30 in.	18 x 12 in.	29,040	48 x 24 in.	5,445
Carrot.....	1/4 oz.	4 oz.	2 lbs.	1 to 3 in.	18 to 24 in.	18 x 3 in.	19,360	48 x 30 in.	4,356
Cauliflower.....	1/4 oz.	4 oz.	2 lbs.	18 to 24 in.	20 to 48 in.	18 x 18 in.	313,635	48 x 36 in.	3,630
Celery.....	1/4 oz.	1 lb.	10 lbs.	4 to 8 in.	3 to 6 ft.	20 x 1 in.	15,681	48 x 48 in.	2,723
Corn, Sweet.....	1/4 lb.	3 lbs.	5 lbs.	1 to 6 in.	18 to 36 in.	24 x 1 in.	261,360	60 x 36 in.	2,901
Cucumber.....	1/2 oz.	4 oz.	2 lbs.	1 to 3 ft.	12 to 18 in.	24 x 18 in.	15,520	60 x 48 in.	2,178
Dill.....	1/2 oz.	1 lb.	3 lbs.	4 to 8 in.	6 to 8 ft.	24 x 24 in.	10,890	60 x 60 in.	1,743
Eggplant.....	1/2 oz.	1 lb.	3 lbs.	2 to 3 ft.	6 to 8 ft.	30 x 1 in.	209,088	8 x 1 ft.	5,445
Endive.....	1/2 oz.	1 lb.	3 lbs.	4 to 8 in.	12 to 24 in.	30 x 6 in.	34,848	8 x 3 ft.	1,815
Lettuce.....	1/2 oz.	1 lb.	3 lbs.	18 to 24 in.	24 to 30 in.	30 x 12 in.	17,424	8 x 8 ft.	680
Melon, Musk.....	1/2 oz.	1 lb.	3 lbs.	4 to 14 in.	12 to 18 in.	30 x 16 in.	13,068	10 x 1 ft.	4,356
Melon, Water.....	1 oz.	1 lb.	3 lbs.	2 to 3 ft.	6 to 8 ft.	30 x 20 in.	10,454	10 x 6 ft.	726
Mustard.....	1/4 oz.	2 oz.	4 lbs.	2 to 3 ft.	6 to 8 ft.	30 x 24 in.	8,712	10 x 10 ft.	435
Okra.....	1/2 oz.	1 lb.	3 lbs.	4 to 8 in.	12 to 24 in.	30 x 30 in.	6,970	12 x 1 ft.	3,630
Onion.....	1 oz.	1 lb.	4 lbs.	12 to 24 in.	24 to 36 in.	30 x 3 in.	58,080	12 x 5 ft.	736
Parsley.....	1/4 oz.	1 lb.	3 lbs.	2 to 4 in.	18 to 30 in.	36 x 12 in.	14,520	12 x 12 ft.	302
Parsnip.....	1/2 oz.	1 lb.	3 lbs.	4 to 8 in.	12 to 18 in.	36 x 18 in.	9,680	16 x 1 ft.	2,722
Peas.....	1 lb.	80 to 120 lbs.	80 to 120 lbs.	3 to 4 in.	18 to 30 in.	36 x 24 in.	7,260	16 x 16 ft.	170
Pepper.....	1/2 oz.	1 lb.	3 lbs.	15 to 18 in.	8 to 12 ft.	30 x 24 in.	8,712	12 x 1 ft.	3,630
Pumpkin.....	1/2 oz.	1 lb.	3 lbs.	3 to 4 ft.	12 to 18 in.	30 x 30 in.	6,970	12 x 1 ft.	3,630
Radish.....	1/2 oz.	1 lb.	3 lbs.	1 in.	18 to 24 in.	30 x 3 in.	58,080	12 x 5 ft.	736
Rutabaga.....	1/4 oz.	1 lb.	3 lbs.	6 to 8 in.	12 to 18 in.	36 x 12 in.	14,520	12 x 12 ft.	302
Salsify.....	1 oz.	1 lb.	3 lbs.	2 to 4 in.	18 to 24 in.	36 x 18 in.	9,680	16 x 1 ft.	2,722
Spinach.....	1 oz.	1 lb.	3 lbs.	3 to 6 in.	12 to 18 in.	36 x 24 in.	7,260	16 x 16 ft.	170
Squash, Summer.....	1/2 oz.	1 lb.	3 lbs.	3 to 4 ft.	3 to 4 ft.	36 x 24 in.	7,260	16 x 16 ft.	170
Squash, Winter.....	1/2 oz.	1 lb.	3 lbs.	3 to 4 ft.	3 to 7 ft.	36 x 24 in.	7,260	16 x 16 ft.	170
Tomato.....	1/2 oz.	1 lb.	3 lbs.	2 to 6 ft.	12 to 24 in.	36 x 24 in.	7,260	16 x 16 ft.	170
Turnip.....	1/2 oz.	1 lb.	3 lbs.	3 to 4 in.	12 to 24 in.	36 x 24 in.	7,260	16 x 16 ft.	170

You will save by ordering at not prepaid prices on larger orders and adding postage. See pages 95 and 96.

Asparagus

A Delicious Dish for Spring Appetites
1 oz. of seed should produce
250 roots.

50 roots sufficient for a family of four
5000 to 7000 roots plant an acre

Asparagus seed should be sowed in light sandy soil, early in the spring. Seed 2 to 4 inches apart one-half inch deep, in 15 to 24-inch rows. As asparagus germinates slowly, mix in a few radish seed to mark the row for early cultivation. Roots may be transplanted either the following spring or left in seed bed for two years.

Transplant 18 to 24 inches apart in trench 8 to 10 inches deep and wide enough to spread roots out evenly around crown. Cover with 2 inches of soil, packed tightly. Gradually fill the trench as the plants grow. Rows should be 4 feet apart. Rotted manure may be used in bottom of trench.

Use 6% Chlordane dust to control asparagus beetle except during cutting season when rotenone dust is recommended. (Listed page 74)

Mary Washington A rust resistant sort producing large, deep green spears. Even the largest shoots are firm, tender and richly flavored. (Pkt. 15c) (oz. 25c) (¼ lb. 85c) (lb. \$2.45) postpaid.

Not postpaid (lb. \$2.15) (25 lbs. @ \$1.85) (100 lbs. @ \$1.70)

California 500 A superior new asparagus. An earlier, larger and more uniform strain of Mary Washington. The heads tighter; stalk green without purple overcast. A real improvement. (Pkt. 15c) (oz. 40c) (¼ lb. \$1.20) (lb. \$3.50) postpaid.

Not postpaid (lb. \$3.20) (25 lbs. @ \$2.90) (100 lbs. @ \$2.75)

Beans

CAUTION: Do not spray beans with DDT — use Marlate.

Planting should be delayed until all danger of frost is over. Dwarfs are earliest and most hardy. In garden culture, beans are usually planted about 2 inches deep in rows 20 inches apart, and 3 inches apart in the row, in field culture, in drill rows 20 to 30 inches apart to cultivate with tractor. Until blossoming season, frequent but shallow cultivation should be given. Deep cultivation after the plants show bloom is very apt to ruin the crop. Do not disturb plants when covered with dew. One pound will plant 100 feet of drill, and sixty pounds is sufficient for an acre of dwarf bush types.

To afford a regular succession of crops throughout the season, plant every two weeks after the first planting until midsummer.

Cherokee Wax



Beans

WAX-POD BUSH

CAUTION: Do not spray beans with DDT — use Marlate.

Cherokee Wax 53 days. ALL-AMERICA SELECTION Market growers have recognized this as a real find; a yellow bean that is as reliable and productive as the Stringless Black Valentine, from which it was developed. Its vigorous growth, its heavy yields and its hardiness will win your admiration. You will like its fine quality. Pods tender, smooth, clean looking, stringless; 6 inches long, oval. Seed black. (Pkt. 20c) (1/2 lb. 40c) (lb. 75c) postpaid.

Not postpaid (lb. 43c) (25 lbs. @ 35c) (100 lbs. @ 31c)

Pencil Pod Black Wax 55 days. A medium early, very hardy sort. The round stringless pods are long and of excellent quality. The vigorous plants are less liable to rust or blight than most other wax podded sorts. (Pkt. 20c) (1/2 lb. 40c) (lb. 75c) postpaid.

Not postpaid (lb. 44c) (25 lbs. @ 36c) (100 lbs. @ 32c)

Beans

GREEN POD BUSH — Allow 50 foot row per person
1 pound plants 100 feet of drill — 60 pounds per acre.

Contender 48 days. We replaced Stringless Black Valentine with this fine variety developed by the late Dr. Wade. Very early, highly productive, resistant to common bean mosaics and in some degree to powdery mildew. Plant 12-18 inches; pods 6-7 x 3/8 inches, round when young to thick oval later, often curved. Medium dark green, stringless, fiberless and tender. (Pkt. 20c) (1/2 lb. 40c) (lb. 75c) postpaid.

Not postpaid (lb. 43c) (25 lbs. @ 35c) (100 lbs. @ 31c)

Gardengreen 49 days.
(new)

ALL-AMERICA SELECTION Bright dark green color with real eye appeal makes this variety distinct from others. Excellent flavor, stringless and fiberless. Pods 5 to 5 1/2 inches, are round and quite straight. Plant medium height vigorous with small dark green foliage. Resistant to mosaic, tolerant to halo blight and root rot. Heavy yielder with set concentrated near center of plant. For market and home use.

(Pkt. 20c) (1/2 lb. 50c) (lb. 90c) postpaid.

Not postpaid (1 lb. 60c)
(25 lbs. @ 54c)



Landreth Stringless Green Pod 50 days. Fine for home gardening, good shipper. The pods are fleshy, being fully rounded, before the beans begin to attain any size, and remain crisp and tender longer than many other sorts. (Pkt. 20c) (1/2 lb. 40c) (lb. 70c) postpaid.

Not postpaid (lb. 40c) (25 lbs. @ 32c) (100 lbs. @ 28c)

Beans

GREEN POD BUSH — Allow 50 foot row per person
1 pound plants 100 feet of drill — 60 pounds per acre.

Plentiful 49 days. **ALL-AMERICA SELECTION** A green, flat-podded bush bean, for market and shipping. The pods fill up well, usually having eight or nine seeds, the snap beans are uniformly straight, attractive, brittle and stringless. Seeds large, kidney-shaped, and black. Resistant to some rusts. (Pkt. 20c) (½ lb. 40c) (lb. 75c) postpaid.
Not postpaid (lb. 44c) (25 lbs. @ 36c) (100 lbs. @ 32c)

Improved Tendergreen (Mosaic Tolerant) 53 days. Provides the delicious quality of original Tendergreen without susceptibility to mosaic. Plant medium large, erect, and holds up well when loaded with pods. Compared to Tenderlong 15 is slightly later; yields more heavily over longer period, with more slender and darker pods. Pods about 6 in. long, rich green color, and the best of tenderness and rich flavor. Canning, shipping, freezing. (Pkt. 20c) (½ lb. 40c) (lb. 75c) postpaid.
Not postpaid (lb. 44c) (25 lbs. @ 36c) (100 lbs. @ 32c)

Tenderlong 15 50 days. A top quality all-purpose sort that resists most mosaic viruses plus one or more forms powdery mildew and halo blight. Plants erect, uniform and concentrated set of pods permits large picking at one time. Pods round, fairly straight, bright green, stringless, thick meated, about 6 in. long. (Pkt. 20c) (½ lb. 45c) (lb. 80c) postpaid.
Not postpaid (lb. 49c) (25 lbs. @ 41c) (100 lbs. @ 37c)

Topcrop 48 days. **ALL-AMERICA SELECTION** Resistance to common bean mosaic, low fiber content, and consistent outyielding of varieties heretofore considered tops make this the quality stringless green pod bean. Suited to canning, freezing, market, moderate distance shipping and unexcelled for home use. Pods, medium green, length 6 in., diameter ¾ in., round seed; brown with buff splashing. (Pkt. 20c) (½ lb. 45c) (lb. 80c) postpaid.
Not postpaid (lb. 50c) (25 lbs. @ 42c) (100 lbs. @ 38c)



Beans Top Crop — Delavan Burrell

Wade 55 days. **ALL-AMERICA SELECTION** Introduction by Dr. Wade, U.S.D.A. Fine for canning, freezing, market and long distance shipping. Plant medium large, upright, vigorous; resists common bean mosaic and some mildews. Pods smooth, round, medium green, slow to wilt; length 5½-6" x ¾". (Pkt. 20c) (½ lb. 45c) (lb. 80c) postpaid.
 Not postpaid (lb. 52c) (25 lbs. @ 44c) (100 lbs. @ 40c)

Beans

LIMA

CAUTION: Do not spray beans with DDT — use Marlate.

Running beans and Limas are more tender than the Dwarfs; therefore, planting must be delayed still later when the soil becomes warm, or until liability to rot in consequence of cold, damp weather has passed. Plant five or six beans in each hill, about 2 inches deep, hills 3 feet apart each way. Two pounds of seed will be sufficient for 100 hills of Limas, or 30 to 50 pounds of Limas or Pole beans per acre when drilled. ½ lb. of Pole beans plant 100 feet of row.
 See Page 4 for Preparation of Soil.

Burpee's Improved Bush Lima 75 days. Plant large, erect, vigorous, very productive; the pods contain 4 to 5 large, plump, flat, greenish, white seed. (Pkt. 20c) (½ lb. 40c) (lb. 75c) postpaid.
 Not postpaid (lb. 44c) (25 lbs. @ 36c) (100 lbs. @ 32c)

Fordhook 242 Bush Lima 75 days. **ALL-AMERICA SELECTION** The same high quality as the old Fordhook but consistently yields better, especially in hot, dry weather. Plant has greater foliage and spread. Pods: bright green, broad, thick, 4 inch length, carrying 3 to 4 plump seeds of greenish tinged cream in color. The best bush lima. For canning, shipping and freezing. (Pkt. 20c) (½ lb. 40c) (lb. 75c) postpaid.
 Not postpaid (lb. 45c) (25 lbs. @ 37c) (100 lbs. @ 33c)

Henderson Bush Lima 65 days. The baby Lima so extensively used as the dry bean and for canning. (Pkt. 20c) (½ lb. 35c) (lb. 70c) postpaid.
 Not postpaid (lb. 39c) (25 lbs. @ 31c) (100 lbs. @ 27c)

King of the Garden Lima 88 days. A splendid climber, a few hills will supply a good sized family. Pods 6 inches long, 4 to 5 large, thick, flat, white beans. (Pkt. 20c) (½ lb. 45c) (lb. 80c) postpaid.
 Not postpaid (lb. 50c) (25 lbs. @ 42c) (100 lbs. @ 38c)

Beans

POLE AND SHELL

Kentucky Wonder Pole 65 days. The best known and most popular pole bean, good for home, market gardening and canning. Pods practically round, curved with wrinkled surface, good quality; slightly stringy, fibrous, brittle. (Pkt. 20c) (½ lb. 40c) (lb. 75c) postpaid.
 Not postpaid (lb. 43c) (25 lbs. @ 35c) (100 lbs. @ 31c)

White Kentucky Wonder Pole (Morse's 191.) 63 days. Strong growing, highly productive, setting pods from base to top of vines. At edible stage the long, smooth, straight pods are stringless, succulent, and tender, color dark green. Well adapted to Pacific Coast and Southeastern states. Rust resistant. (Pkt. 20c) (½ lb. 45c) (lb. 80c) postpaid.
 Not postpaid (lb. 47c) (25 lbs. @ 39c) (100 lbs. @ 35c)



Beet Perfected Detroit

Beets

Amount: 8 to 10 lbs. per acre—
1 oz. to 100 ft. row—Packet will
sow 20 ft.

Soil: Should be rich, deeply
plowed, preferably heavy loam.
When: Plant as early in the spring
as possible (beets will stand light
frosts) or may be started in hotbed
and transplanted for extra early.
For continuous harvest plant at 3-
week intervals to Aug. 1. Rows: 16
to 20 inches apart. Depth: 1 to 1½
inches. Thin: 2 to 3 inches apart.
Beets for greens are sometimes
grown in the greenhouse during the
winter months or planted thickly in
the garden. You will find a handy
weeder listed on page 72.

Crosby's Egyptian

58 days. A splendid home and
market garden sort. Tops med-
ium in size, roots flat-globe
shaped with small tap root;
very dark purplish red. Flesh
is deep purplish red zoned with
a lighter shade; crisp and ten-
der. (Pkt. 15c) (oz. 20c) (¼
lb. 50c) (lb. \$1.50) postpaid.

Not postpaid (lb. \$1.20) (5
lbs. @ \$1.00) (25 lbs. @ 90c)

Detroit Dark Red 60 days. The standard sort for ship-
pers, truckers and canners. Strong tops
suited to mechanical harvesting. Roots nearly globular, smooth,
ox-blood red, uniform, with small tap root. Flesh dark red with
indistinct lighter red zones. (Pkt. 15c) (oz. 20c) (¼ lb. 55c) (lb.
\$1.55) postpaid.

Not postpaid (lb. \$1.25) (5 lbs. @ \$1.05) (25 lbs. @ 95c)

Early Wonder 58 days. Valuable to truckers and shippers
as a first early variety; much used for fall
plantings. Tops medium small, erect, roots semiglobular, blood red,
with small tap roots. The flesh is a beautiful red, slightly zoned
with a lighter shade; tender and of good quality. (Pkt. 15c) (oz.
20c) (¼ lb. 50c) (lb. \$1.50) postpaid.

Not postpaid (lb. \$1.20) (5 lbs. @ \$1.00) (25 lbs. @ 90c)

Green Top Bunching 58 days. An early extremely at-
tractive bunching beet. Tops me-
dium size and erect, foliage grayish-green and does not turn red
or brown late in the season. Roots round, smooth, and glossy.
Flesh finest grained and less fibrous than most bunching beets.
(Pkt. 15c) (oz. 20c) (¼ lb. 55c) (lb. \$1.55) postpaid.

Not postpaid (lb. \$1.25) (5 lbs. @ \$1.05) (25 lbs. @ 95c)

Perfected Detroit 62 days. ALL-AMERICA SELECTION An extremely
well bred Market Gardener and Canner
variety. Roots: nearly round when small and ideally suited to whole
beet pack. When fully grown, quality, uniformity and dark red
flesh color meets highest standards for cut or sliced beets. Tops tall
and strong for mechanical harvesting. (Pkt. 15c) (oz. 20c) (¼
lb. 55c) (lb. \$1.55) postpaid.

Not postpaid (lb. \$1.25) (5 lbs. @ \$1.05) (25 lbs. @ 95c)



Beet, Green Top Bunching (listed opposite page.)

Mangel-Wurzel or Stock Beet

Splendid Feed for Cattle,
Hogs, Sheep and Poultry

Plant early in Spring—5 to 8 pounds per acre in rows 24 inches apart—thin to 12 to 15 inches—yields 25 to 50 tons per acre under good conditions.

Giant Feeding or Half Sugar White 90 to 150 days.

Higher in sugar than most varieties. Roots large oval, brownish-green shoulder with white base. Flesh white. (oz. 15c) (1/4 lb. 45c) (lb. \$1.35) postpaid.

Not postpaid (lb. \$1.05) (5 lbs. @ 85c) (25 lbs. @ 75c)

Swiss Chard

Same culture as Beet
Excellent Feed for Chickens

Special Large White Ribbed, Dark Green Leaves

This select strain has astonishingly wide stems which when creamed takes the place of asparagus. Leaves smooth and dark green. (oz. 15c) (1/4 lb. 50c) (lb. \$1.45) postpaid.

Not postpaid (lb. \$1.15) (5 lbs. @ 95c) (25 lbs. @ 85c)

Lucullus Makes a strong crowning plant with extra large leaves which are thick and heavily crumpled. Yields an enormous amount of greens and has thick white stalks. (oz. 15c) (1/4 lb. 50c) (lb. \$1.45) postpaid.

Not postpaid (lb. \$1.15) (5 lbs. @ 95c) (25 lbs. @ 85c)

ONION WEEDERS

are listed page 72. These are excellent for thinning beets.

Broccoli

IF YOU LIKE CAULIFLOWER TRY BROCCOLI TOO

Green Sprouting (Medium) 95 days from seed if spring planted. 150 days fall planted. The plants branch freely and each branch terminates in a head or bud cluster. Can be cooked for about twenty minutes and served in the same way as asparagus or cauliflower. Culture much the same as cauliflower, although more easily and successfully grown in the northern states. A most satisfactory vegetable for your deep freeze. (Pkt. 15c) (oz. 40c) ($\frac{1}{4}$ lb. \$1.10) (lb. \$3.35) postpaid.

Not postpaid (lb. \$3.05) (5 lbs. @ \$2.75) (25 lbs. @ \$2.55)

Green Mountain 70 days from seed, spring planted. 140 days fall planted. Recommended to freezers and market growers, also home gardeners. Produces early, large, compact, dark green center heads. Buds tight and attractive. Long flower stems separate easily for freezing and heads mature uniformly. Large lateral heads are produced over a long season. (Pkt. 15c) (oz. 50c) ($\frac{1}{4}$ lb. \$1.40) (lb. \$4.15) postpaid.

Not postpaid (lb. \$3.85) (5 lbs. @ \$3.55) (25 lbs. @ \$3.35)

Cabbage

1 oz. of Seed to 3,000 Plants —
 $\frac{1}{4}$ lb. per acre transplanted
Seeded direct, 2 lbs. per acre

Cabbage may be grown in all parts of the United States and special directions regarding the time and methods of planting applicable to all localities cannot be given. In general north of the 40th parallel the early sorts should be sown very early in hotbeds, hardening off gradually by exposing them to the night air and transplanting as early as hard freezing weather is over, setting 18 to 36 inches apart, according to the size and variety. South of the 40th parallel sow about the middle of September or later, according to the latitude, transplanting to cold frames if necessary to keep through the winter and setting in open ground as early as possible in the spring. It is important that the plants should not be shaded or crowded in the seed bed or they will run up weak and slender and will not stand transplanting well.

See page 72 for information regarding the building and maintaining of hotbeds.

Cabbage should be hoed or cultivated every week, throwing up a little earth to the plants until they begin to head when they should be thoroughly cultivated and left to mature. Loosening of the roots will sometimes retard the bursting of the full grown heads. Use DDT or Marlate for control of worms and nicotine dust for killing Aphids.

Stand the plants upright in a cool cellar with roots in the sand or store in pits or trenches, roots up. If pitted, cover with a layer of straw; then with soil. Thickness of the cover will depend on weather conditions. The pits should be in a well-drained soil and some ventilation given through the soil covering to the straw by means of a pipe or tile.



Copenhagen
Market



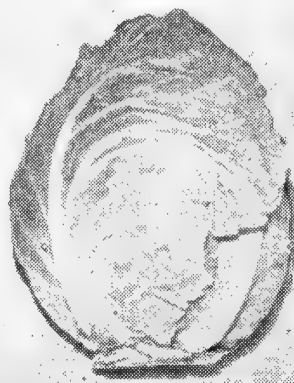
Golden
Acre



Marion
Market



Charleston
Wakefield



Cabbage FIRST EARLY VARIETIES

D. V. B. 62 days. An extremely early and most satisfactory variety. Quality is exceptionally good and it is unexcelled as an early sort for the market growers. Much like Golden Acre, but heads some deeper and slightly larger. (Pkt. 15c) (oz. 60c) (1/4 lb. \$1.95) (lb. \$5.80) postpaid.

Not postpaid (lb. \$5.50) (5 lbs. @ \$5.20) (25 lbs. @ \$5.00)

Copenhagen Market 68 days. Plants compact with short stems and hard round heads weighing three to four pounds; uniform in size and of good keeping quality, excellent for early market and early kraut. (Pkt. 15c) (oz. 40c) (1/4 lb. \$1.15) (lb. \$3.40) postpaid.

Not postpaid (lb. \$3.10) (5 lbs. @ \$2.80) (25 lbs. @ \$2.60)

Charleston Wakefield 71 days. Used in the south for winter shipping to northern markets; excellent for home garden and trucking. Nearly a week later than Jersey Wakefield, but larger heads; heart shaped, weight four to five pounds. (Pkt. 15c) (oz. 35c) (1/4 lb. \$1.05) (lb. \$3.10) postpaid.

Not postpaid (lb. \$2.80) (5 lbs. @ \$2.50) (25 lbs. @ \$2.30)

Golden Acre 64 days. An extra early round variety producing tightly folded, well balanced heads of excellent quality; weight about three pounds, valuable for early market and shipping. (Pkt. 15c) (oz. 40c) (1/4 lb. \$1.10) (lb. \$3.30) postpaid.

Not postpaid (lb. \$3.00) (5 lbs. @ \$2.70) (25 lbs. @ \$2.50)

Resistant Golden Acre (Yellows Resistant) 63 days. Earlier than regular Golden Acre and is Yellows resistant. (Pkt. 15c) (oz. 45c) (1/4 lb. \$1.35) (lb. \$4.05) postpaid.

Not postpaid (lb. \$3.75) (5 lbs. @ \$3.45) (25 lbs. @ \$3.25)

Cabbage

MIDSEASON VARIETIES

Medium Copenhagen (Yellows Resistant) 72 days.

A much improved resistant strain, dependable and productive. Somewhat larger and later than Golden Acre. Heads: uniformly round, firm and an attractive slightly bluish-green color. Diameter seven inches, weight about 4 pounds. Tolerates heat and stands well without splitting. Table quality excellent. (Pkt. 15c) (oz. 50c) (1/4 lb. \$1.50) (lb. \$4.50) postpaid.

Not postpaid (lb. \$4.20) (5 lbs. @ \$3.90) (25 lbs. @ \$3.70)

Enkhuizen Glory 75 days. Particularly valuable for kraut, globe shaped, sure heading, splendid keeping variety. Heads six to eight pounds, medium short stem. (Pkt. 15c) (oz. 40c) (1/4 lb. \$1.10) (lb. \$3.30) postpaid.

Not postpaid (lb. \$3.00) (5 lbs. @ \$2.70) (25 lbs. @ \$2.50)



Resistant Glory 78 days.

Rated outstanding throughout the country. Like Enkhuizen Glory but is yellows resistant. Compact and uniform. Adapted for shipping, market and kraut.

(Pkt. 15c) (oz. 50c) (1/4 lb. \$1.50) (lb. \$4.50) postpaid.

Not postpaid (lb. \$4.20) (5 lbs. @ \$3.90) (25 lbs. @ \$3.70)

Bonanza 80 days. An unusually good market and shipping variety. Heads solid when small and continue hard until grown; round, short cored, about 4 lbs., table quality fair. (Pkt. 15c) (oz. 50c) (1/4 lb. \$1.50) (lb. \$4.55) postpaid.

Not postpaid (lb. \$4.25) (5 lbs. @ \$3.95) (25 lbs. @ \$3.75)

Marion Market (Yellows Resistant Copenhagen)

72 days. Plants larger and coarser than Copenhagen Market. Heads round and with crisp tenderness of the parent cabbage. (Pkt. 15c) (oz. 40c) (1/4 lb. \$1.15) (lb. \$3.35) postpaid.

Not postpaid (lb. \$3.05) (5 lbs. @ \$2.75) (25 lbs. @ \$2.55)

12 D. V. Burrell Seed Growers Co., Rocky Ford, Colo.



Cabbage

LATE VARIETIES

Danish Ballhead

100 days. One of the finest late cabbages; plants of medium size, short stem, large heads, flat globe shaped. Weight about nine pounds, very firm and solid, keeps perfectly in storage until late spring. (Pkt. 15c) (oz. 35c) (¼ lb. \$1.10) (lb. \$3.30) postpaid.

Not postpaid (lb. \$3.00) (5 lbs. @ \$2.70) (25 lbs. @ \$2.50)

Ferry's Hollander

105 days. Decidedly the best variety of late cabbage. Heads become firm while still rather small, reach a good marketable size in 100 days after planting, but continue to enlarge, becoming mature in about 120 days. Plants medium small, allowing closer planting than any other late cabbage; short stemmed; erect and compact; extremely hardy; heads spherical; 6½-7 inches in diameter and weight 6-7 pounds; remarkably firm and solid, splendid quality and keeps perfectly in storage until late spring. (Pkt. 15c) (oz. 45c) (¼ lb. \$1.50) (lb. \$4.50) postpaid.

Not postpaid (lb. \$4.20) (5 lbs. @ \$3.90) (25 lbs. @ \$3.70)

Mammoth Red Rock

90 days. The standard large red cabbage. A good winter storage variety. Round heads weighing 7 to 9 lbs. Intense dark red; a sure header. (Pkt. 15c) (oz. 40c) (¼ lb. \$1.15) (lb. \$3.40) postpaid.

Not postpaid (lb. \$3.10) (5 lbs. @ \$2.80) (25 lbs. @ \$2.60)

Wisconsin Hollander No. 8

115 days. Developed from the Hollander Cabbage. Heavy yielder on land infested so badly with yellows disease that non-resistant strains fail completely. Plants large and hardy; heads globular to flattened globe, very firm, excellent quality, and keep well into the spring; weight seven to nine pounds. (Pkt 15c) (oz. 55c) (¼ lb. \$1.60) (lb. \$4.75) postpaid.

Not postpaid (lb. \$4.45) (5 lbs. @ \$4.15) (25 lbs. @ \$3.95)

Cabbage Ferry's Hollander



Sow 2 to 4 lbs. per acre — 1 oz. to 200 ft. of row — Packet will plant 25 ft. row. To produce long, smooth carrots, the soil must be loose, free from stones and worked deep. Planting a few radish seed with the carrot will mark the row for early cultivation. Rows may be 16 to 20 inches apart. Plant thinly $\frac{3}{4}$ in. deep, thin plants 2 to 4 in. apart in row. Plant from early spring until June 20.

Carrot

Chantenay Royal 68 days. An improved Chantenay type primarily developed for the canner and freezer but equally suited for the home and market gardener. Roots solid reddish orange, $6\frac{1}{2}$ inches long by $2\frac{1}{2}$ inches wide at shoulder, stump-rooted and smooth. Fine grained and tender; sweet delicate flavor. (Pkt. 15c) (oz. 30c) ($\frac{1}{4}$ lb. 80c) (lb. \$2.35) postpaid.

Not postpaid (lb. \$2.05) (5 lbs. @ \$1.75) (25 lbs. @ \$1.55)

Gold Spike 77 days. Long smooth, beautiful, uniform bunching type. Has been described as a shipper's and market grower's dream. A bunching carrot that really "bunches" and a probable contender to replace older Emperor types. Tops short, dark green, and firmly attached. Length 8 to 10 inches; diameter 1 inch at shoulder. Uniformly tapered. Color: deep orange throughout with small core. (Pkt. 15c) (oz. 35c) ($\frac{1}{4}$ lb. \$1.00) (lb. \$3.00) postpaid.

Not postpaid (lb. \$2.70) (5 lbs. @ \$2.40) (25 lbs. @ \$2.20)

Left:
Gold
Spike

Right:
Emperor
Long Type



Carrot

Gold Pak 77 days. ALL-AMERICA SELECTION An exceptionally good sort for market, as carrots remain in good condition for use a long time without becoming coarse or overgrown. A latest and best for shipping because of superior quality and outstanding uniformity. Roots: 8½ to 10" long, 7/8 to 1¼" at shoulder, very smooth, with deep orange skin and reddish orange flesh. (Pkt. 15c) (oz. 40c) (¼ lb. \$1.20) (lb. \$3.60) postpaid.

Not postpaid (lb. \$3.30) (5 lbs. @ \$3.00) (25 lbs. @ \$2.80)

Imperator 77 days. ALL-AMERICA SELECTION For market, garden and shipping. Tops strong enough for good bunching. Roots 8 in. by 1½ in., smooth, deep rich orange; uniformly tapered to a semiblunt end. Flesh rich orange color, with indistinct core; fine grained, tender and of fine quality. (Pkt. 15c) (oz. 30c) (¼ lb. 85c) (lb. \$2.60) postpaid.

Not postpaid (lb. \$2.30) (5 lbs. @ \$2.00) (25 lbs. @ \$1.80)

Imperator, Long Type Same description as Imperator except 2 inches longer.

(Pkt. 15c) (oz. 30c) (¼ lb. 85c) (lb. \$2.60) postpaid.

Not postpaid (lb. \$2.30) (5 lbs. @ \$2.00) (25 lbs. @ \$1.80)

Nantes Improved Coreless

68 days. Ideal for pliofilm packaging. An excellent sort for home garden or market, but too tender to be a good shipper, desirable for frame culture. Top small, roots bright orange, cylindrical, blunt-ended. Flesh reddish-orange, crisp, tender and of very delicate flavor, practically coreless.


(Pkt. 15c) (oz. 25c) (¼ lb. 80c) (lb. \$2.40) postpaid.

Not postpaid (lb. \$2.10) (5 lbs. @ \$1.80) (25 lbs. @ \$1.60)

Streamliner 79 days. An ideal bunching carrot

for shippers and market gardeners. Tops short, rather sparse, dark green, and strong. Roots long, slender, nearly cylindrical; at maturity 8 to 10 inches long by 1¼ to 1½ inches at shoulder; grow completely underground. Color very deep orange, cores small and uniformly red. (Pkt. 15c) (oz. 30c) (¼ lb. 85c) (lb. \$2.60) postpaid.

Not postpaid (lb. \$2.30) (5 lbs. @ \$2.00) (25 lbs. @ \$1.80)



Gold Pak

Onion Weeders listed on page 72 are a handy tool for use in thinning and weeding carrots.

HOW TO GROW CAULIFLOWER

1 oz. of seed to 3000 plants. 1 lb. grows plants for seven acres.

Very few crops yield as good returns as Cauliflower when properly grown. The main requisites for success are more or less flat, very rich, medium to heavy soil; abundant moisture, cool weather during heading season; freedom from worms and other pests that eat the leaves so they cannot be tied over the curd properly, protecting it from the sun; and, above all, good seed.

Cauliflower requires more care in growing than most crops. It is therefore advisable to go slow at first until experienced in growing. As the heads form best in cool weather, the seed should be sown very early in the spring and transplanted to open ground when danger of hard freezing is over. About six weeks from seed is the best age for this. Rows may be two and one-half to three and one-half feet apart, and plants 18 inches to 3 feet in the row, depending on the variety. Here at Rocky Ford seed is sown in seed beds about April 15th and transplanted during June. This allows the heads to form during the cool fall months. Irrigate often and force the growth of large leaves to protect the heads from the sun; do not over-soak and kill the ground. Dust often and thoroughly. We believe this is where some growers fail. Worms and aphids must not be allowed to destroy the leaves and the marketing of filth-covered heads is unprofitable, to say the least. If you wish to treat the seed use Arasan listed page 73.

We recommend Rotenone Dust for destroying aphids and caterpillars. Use DDT for control of worms and thrip.

When the heads are about 2 inches across (in most cases) tie up the leaves, using different colored strings each day. This will aid in cutting. Cauliflower should be packed tightly in the crates; too loose packing will result in damaged heads during shipping. Crates are loaded upside down so that the Cauliflower will shed water from the melting ice, as top icing is necessary in shipping.

WE OFFER ONLY THE BEST Cauliflower seed.

Days given represent time from setting of plants to marketable stage—see page 2 for further information.



Cauliflower Snowball "E"

57 days. Early, uniform maturing and adapted to a wide range of conditions. Performs especially well in the Eastern states. Plants similar to Snowball "X" in type and color but noticeably earlier and slightly smaller. Produces large white heads.

(Pkt. 25c) (1/4 oz. 70c) (oz. \$2.10) (1/4 lb. \$6.30) (lb. \$18.80) postpaid.

Not postpaid (lb. \$18.50) (5 lbs. @ \$17.00)

Cauliflower

Early Snowball "A" 55 days. Selected as the most satisfactory early strain of Snowball Cauliflower. Plants medium height; leaves somewhat waved and crumpled, branching outward at the tips. Inner leaves cover the head well, foliage medium green. Heads of good depth, solid, ivory white, and of fine quality. Early and very even at time of maturity and requires prompt handling. Adapted for summer and early fall harvest and used in districts having a short growing season. Similar to Super Snowball. (Pkt. 20c) ($\frac{1}{4}$ oz. 60c) (oz. \$1.65) ($\frac{1}{4}$ lb. \$4.95) (lb. \$14.80) postpaid.

Not postpaid (lb. \$14.50) (5 lbs. @ \$13.00)

Snowball "X" 60 days. For use under wide range of conditions and generally considered the most satisfactory main crop sort for fall harvest. Plants large, erect and with ample foliage for head coverage. Leaves long, straight, plain edged, and medium bright green color. Slightly darker than Snowball "A." Heads large, smooth, deep, very solid, and pure white. Unexcelled for quality. About a week slower in reaching maturity than Snowball "A" and harvest not so concentrated. Somewhat similar to Snowdrift. (Pkt. 20c) ($\frac{1}{4}$ oz. 60c) (oz. \$1.65) ($\frac{1}{4}$ lb. \$4.95) (lb. \$14.80) postpaid.

Not postpaid (lb. \$14.50) (5 lbs. @ \$13.00)

Snowball "Y" 65 days. A selection similar to Snowball "X" but more vigorous and later maturing. Plants large, leaves numerous, fairly erect, medium green. Heads of uniform size and maturity—large, smooth and heavy. Because of vigor, this strain has proved very reliable under adverse growing conditions. (Pkt. 20c) ($\frac{1}{4}$ oz. 65c) (oz. \$2.00) ($\frac{1}{4}$ lb. \$5.95) (lb. \$17.80) postpaid.

Not postpaid (lb. \$17.50) (5 lbs. @ \$16.00)

Cauliflower Snowball "X"



Celery

NO AMOUNT OF EFFORT ON THE PART OF THE GROWER WILL OVERCOME THE HANDICAP OF POOR CELERY SEED. OURS IS "AS GOOD AS GROW."

Seed is sown from February to May in beds either drilled or broadcast. This seed must be planted very shallow, is slow to germinate and the bed must be kept moist. The beds may be covered with burlap sacks until the plants begin to come to the surface, when the sacks must be removed at once. The seedlings will be ruined if the sacks are left on even one day too long. After the seedlings are well started, they may be transplanted or thinned out to give them room to make stocky plants. If broadcast, seedlings should be two or three inches each way or if in drills, one inch apart in six-inch rows will give strong plants. Usually three months will be required for seed to produce a plant ready to transplant into the field. 1 oz. should produce 10,000 plants, $\frac{1}{4}$ lb. enough plants for an acre. $\frac{1}{4}$ oz. plants 100 ft. of drill.

Celery plants are usually set in 24 to 36 inch rows, 7 inches apart in the row. Frequent cultivation and irrigation is necessary; an abundance of fertilizer must be used unless the soil is exceptionally rich.

As the plants approach maturity they may be blanched by hilling with earth or with boards or special blanching paper. Late celery should be trenched at the approach of freezing weather. The trench should be dug in well drained soil 12 to 15 inches wide, as deep as the plants are tall and as long as desired. Dig the plants with roots on and set them close together in the trench. Should the plant begin to wilt, water the roots without wetting the stalks or leaves as this will cause rotting. Cover with boards to shade and keep temperature above freezing when the weather gets cold by adding straw covered with soil as required. The stalks are gradually blanched and may be used during the winter. From the home garden the whole plants may be taken up late in the fall, packed in a box with soil around the roots and stored in the cellar. Give occasional light waterings like above described.

Cornell No. 619 100 days. Bred to combine best qualities of Cornell No. 6 and Cornell No. 19. A Yellow resistant, golden variety. Edible ribs average nine inches and are rather thick. Plants compact, with good vigor. (Pkt. 15c) ($\frac{1}{4}$ oz. 45c) (oz. \$1.35) ($\frac{1}{4}$ lb. \$3.95) (lb. \$11.80) postpaid.
Not postpaid (lb. \$11.50) (5 lbs. @ \$10.00)

Summer Pascal — Waltham Improved 120 days. One of the finest celeries grown, responds well to high fertility and produces large crops on muck or upland. Plants: sturdy, upright, medium height, mature early. Stocks: thick, well rounded, exceptionally long to first joint, crisp and tender. Stands handling well, has the famous rich Summer Pascal flavor. (Pkt. 15c) ($\frac{1}{4}$ oz. 35c) (oz. \$1.00) ($\frac{1}{4}$ lb. \$3.35) (lb. \$10.05) postpaid.
Not postpaid (lb. \$9.75) (5 lbs. @ \$8.25)



Celery

NO AMOUNT OF EFFORT ON THE PART OF THE GROWER WILL OVERCOME THE HANDICAP OF POOR CELERY SEED. OURS IS "AS GOOD AS GROW."

Golden Plume 4162 83 days. The stalks are brittle and blanch quickly to an attractive golden color, possessing an even nut-like flavor and the finest table quality. (Pkt. 20c) (¼ oz. 40c) (oz. \$1.10) (¼ lb. \$3.60) (lb. \$10.80) postpaid.

Not postpaid (lb. \$10.50) (5 lbs. @ \$9.00)

Slow Bolting Green No. 12 120 days. Utah or California Pascal type and first green variety with strong tolerance against bolting under unfavorable conditions. Plants erect, vigorous with long, thick ribs 10 to 11 inches in length. Growth compact, producing stalks that pack well. Wide adaptability. (Pkt. 20c) (¼ oz. 80c) (oz. \$2.30) (¼ lb. \$7.60) (lb. \$22.80) postpaid.

Not postpaid (lb. \$22.50) (5 lbs. @ \$21.00)

Tall Utah No. 52-70 130 days. Outstanding from older Utah strains in better rib length. Highly resistant to "Brown Check." Over-all height 28-30 inches. Ribs 9½-11 inches long, round, thick smooth and medium dark green. Has high rib count, makes large sizes, has high hearts; compact and tightly shingled. A good storage variety. (Pkt. 20c) (¼ oz. 65c) (oz. \$1.90) (¼ lb. \$6.35) (lb. \$19.05) postpaid.


Not postpaid (lb. \$18.75) (5 lbs. @ \$17.25)

Tall Utah 52-70 H 125 days. A new 52-70 strain, slightly taller with higher rib count and longer ribs. Fine for market and home use. (Pkt. 20c) (¼ oz. 65c) (oz. \$1.90) (¼ lb. \$6.35) (lb. \$19.05) postpaid.

Not postpaid (lb. \$18.75) (5 lbs. @ \$17.25)

Utah No. 15 130 days. Important with Eastern and Northern growers. Height 26 to 28 inches. Plants large, erect, compact. Full heart and composed of many thick, rounded stems; edible stems usually 8 to 10 inches; medium wide, thick, very much round and quite smooth. Can be readily blanched to clear greenish white. (Pkt. 20c) (oz. 95c) (¼ lb. \$3.10) (lb. \$9.30) postpaid.

Not postpaid (lb. \$9.00) (5 lbs. @ \$7.50)



Sweet Corn

Hybrid varieties. Will not reproduce true the second year, consequently do not save seed from the crop.

Plant $\frac{1}{2}$ lb. for 100 feet of row, 8 to 12 lbs. per acre. The fresher sweet corn is, the better the flavor. Plant for succession, using some of the extra early, early and main crop varieties. A month to six weeks later plantings of early sorts may be made for late use. We suggest plantings of Golden Cross Bantam at 10 day intervals until August 1st in this latitude. If white and yellow corns are planted adjoining, cross pollination will cause the ears to produce some off-color kernels. Do not plant sweet corn near field corn. It is better to use three or four short rows instead of one long one. Transfer of pollen is better resulting in more desirable ears. Warm weather, moderate moisture and rich soil are desirable but most garden soil will do if worked deeply and thoroughly before planting. Wait until the ground is warm and avoid the seed rotting. Rows may be spaced $2\frac{1}{2}$ to 4 feet apart. Use a wider planting for taller varieties. In drills, plant 5 or 6 seeds to the foot; in hills, 5 to 6 seeds per hill. When plants are about 5 inches tall, thin to 6 to 12 inches apart. Cultivate well and keep free from weeds.



Aristogold (Hybrid)

Discontinued in favor of Regal Bantam Evergreen.

Regal Bantam Evergreen (Hybrid)

80 days. (New) Our trials and those conducted in other areas show exceptional performance and high quality. Particularly good results have been obtained even when harvested during hot weather. Stalks $7\frac{1}{2}$ -8 feet tall. Ears mostly 16 rowed, 8 inches long, with diameter nearly 2 inches. Kernels attractive golden color and good husk tip coverage reduces worm damage. (Pkt. 20c) ($\frac{1}{2}$ lb. 50c) (lb. 90c) postpaid.

Not postpaid (lb. 59c) (25 lbs. @ 51c) (100 lbs. @ 47c)

Seneca Chief (Hybrid)

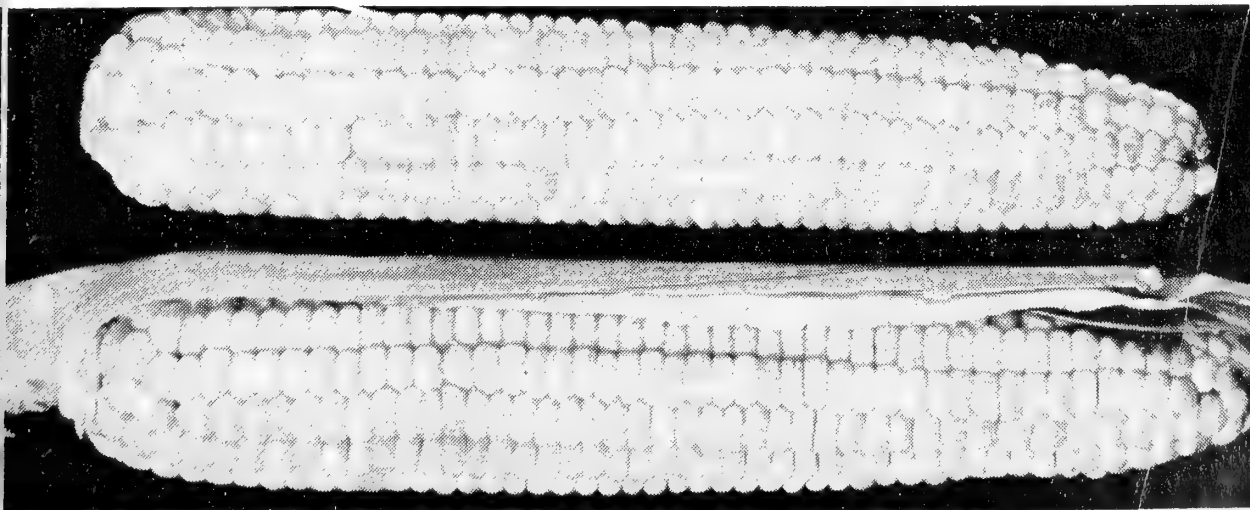
86 days. The sweet corn everyone brags about. Said by some growers to be the best they have ever eaten and because of its high quality kernel it holds its good eating condition longer than other varieties. Excellent for freezing, table or market over a longer than usual season. Ears 8-8 $\frac{1}{2}$ in. long; 12-14 rows; deep, narrow exceptionally tender kernels. Plants sturdy 6 $\frac{1}{2}$ -7 ft. tall. Highly resistant to Bacterial Wilt. (Pkt. 25c) ($\frac{1}{2}$ lb. 70c) (lb. \$1.10) postpaid.

Not postpaid (lb. 80c) (25 lbs. @ 72c) (100 lbs. @ 68c)



Golden Beauty Hybrid 73 days. ALL-AMERICA SELECTION The outstanding new extra early variety. Superior in uniformity, ear shape, row appearance, rowing and quality. Suggested for home and early market, particularly in Northern States. Tolerant to Bacterial Wilt. Ear length $7\frac{3}{4}$ inches, 12 to 14 rowed. Holds up well. Kernels: tender, beautiful golden yellow, quality excellent. (Pkt. 20c) ($\frac{1}{2}$ lb. 50c) (lb. 90c) postpaid. Not postpaid (lb. 58c) (25 lbs. @ 50c) (100 lbs. @ 46c)

Golden Freezer (Hybrid) 84 days. Probably the best freezing sort yet introduced. Its most distinctive feature is its long $8\frac{1}{2}$ inch ear which has the very small diameter of $1\frac{1}{4}$ inches. Ideally suited to quick blanching resulting in kernels not becoming overcooked and soft. Height about 6 ft., good vigor. Home freezers will be delighted with it. Good also for canning on the cob. (Pkt. 20c) ($\frac{1}{2}$ lb. 50c) (lb. 95c) postpaid. Not postpaid (lb. 64c) (25 lbs. @ 56c) (100 lbs. @ 52c)





Sweet Corn

HYBRID — HEAVIER YIELDS — BETTER QUALITY

Golden Cross Bantam (Hybrid)

85 days. Excellent for market growers and well adapted for canners use. Highly resistant to bacterial wilt and very prolific. Stalks 6 feet high, sturdy, with exceptionally dark green leaves. Ears 7½ to 8 inches long, 10-14 rowed. Extremely uniform in plant and ear characteristics and in maturity. (Pkt. 15c) (½ lb. 45c) (lb. 80c) postpaid.

Not postpaid (lb. 50c) (25 lbs. @ 42c) (100 lbs. @ 38c)

Golden Rocket (Hybrid)

67 days. The quality and performance shows this to be with the best of the very earlier. Stalk 5½ feet tall, ears 7 inches long, primarily 12 rowed. Kernels medium width and quality very good. We recommend this for your early planting, to be followed by Seneca Golden or Golden Beauty. (Pkt. 20c) (½ lb. 50c) (lb. 90c) postpaid.

Not postpaid (lb. 59c) (25 lbs. @ 51c) (100 lbs. @ 47c)

Lochief (Hybrid)

89 days. ALL-AMERICA SELECTION Longer ears, heavier tonnage make this outstanding among recent introductions. Main crop: for canning and market. Stalk: 6¾ ft. Ears: 9 inches, 14-18 rowed. Kernels: golden, deep and uniform. (Pkt. 20c) (½ lb. 50c) (lb. 90c) postpaid.

Not postpaid (lb. 58c) (25 lbs. @ 50c) (100 lbs. @ 46c)

Seneca Golden Hybrid

Seneca Golden Hybrid

75 days. Stalks 5½ feet tall, bearing two marketable ears (7½-inch) on practically every stalk. Excellent for high altitude and extra early growing. Kernels large golden yellow and of best quality. Should not use in the South where bacterial wilt is serious. Colorado, Oklahoma and California growers have found it to be a money-maker. (Pkt. 20c) (½ lb. 60c) (lb. \$1.05) postpaid.

Not postpaid (lb. 76c) (25 lbs. @ 68c) (100 lbs. @ 64c)

Most sweet corn seed will be sent chemically treated for better protection against unfavorable conditions during germination period.



Sweet Corn

OPEN POLLINATED VARIETIES

Golden Bantam 78 days. One of the sweetest yellow corns. Ears eight rowed, 6½ inches long and whether eaten from the cob or canned, the quality is excellent. (Pkt. 15c) (½ lb. 40c) (lb. 75c) postpaid.
Not postpaid (lb. 42c) (25 lbs. @ 34c) (100 lbs. @ 30c)

Country Gentleman 100 days. Produces long white shoe peg kernels without rows. It is the sweetest of the sweet corns. Stalk 7 feet, ears 9 inches. (Pkt. 15c) (½ lb. 40c) (lb. 75c) postpaid.
Not postpaid (lb. 42c) (25 lbs. @ 34c) (100 lbs. @ 30c)

Stowell's Evergreen 100 days. White variety for home use, market and canning. Rich, sugary flavor and fine quality until quite advanced. Stalk 7½ feet, ears 8 inches. (Pkt. 15c) (½ lb. 40c) (lb. 75c) postpaid.
Not postpaid (lb. 42c) (25 lbs. @ 34c) (100 lbs. @ 30c)

Popcorn Plant ¼ lb. per 100 feet of row — 4 to 6 lbs. per acre. Also see Culture Sweet Corn page 20.

South American 110 days. Produces large yellow kernels. Pops to enormous size, flavor excellent. Ears 7 in. long, slender, 14 rowed. (Pkt. 15c) (½ lb. 40c) (lb. 65c) postpaid.
Not postpaid (lb. 34c) (25 lbs. @ 26c) (100 lbs. @ 22c)

Purdue 31, Hybrid This hybrid combines high yield with good expansion and excellent quality. Ears 7 to 8 in. long with 14 to 16 rows of medium yellow kernels. Plants 6 ft. tall—vigorous, and stand well to maturity. Under good conditions this hybrid will develop at least two good ears per stalk. (Pkt. 20c) (½ lb. 45c) (lb. 85c) postpaid.
Not postpaid (lb. 60c) (25 lbs. @ 52c) (100 lbs. @ 48c)



Seneca Chief (hybrid) see listing page 20

GROWING AND MARKETING CUCUMBERS

Growing cucumber seed has had our careful study for over 50 years. Some years our production of this seed has been nearly half of that grown in the United States.

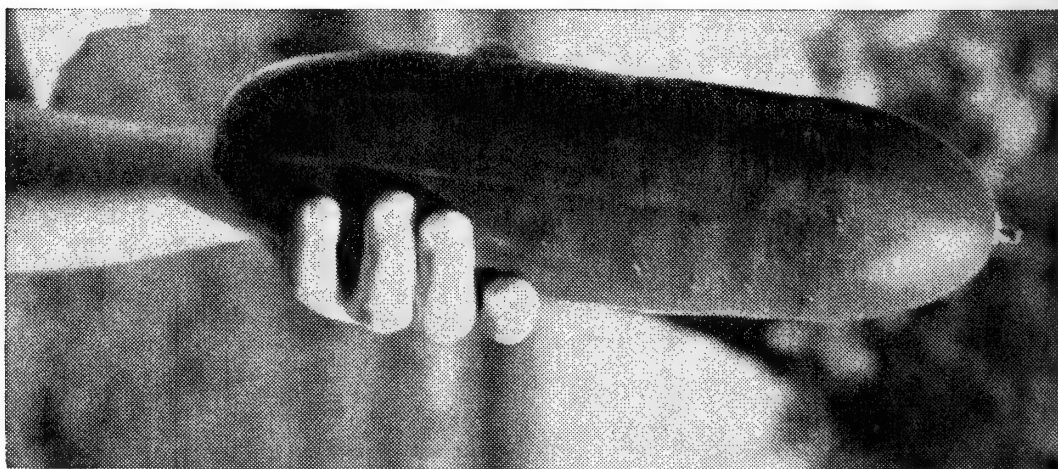
Cucumbers thrive best in a very rich, loamy soil, not containing too much sand. A rather heavy soil is preferable to sandy soil. If available, fertilize heavily with barnyard manure, scattered evenly over the surface 2 or 3 inches deep, disced thoroughly, plowed under and thoroughly harrowed and floated. If commercial fertilizer is used, this will vary according to your soil's needs. Here at Rocky Ford 12-24-12 seems best suited to vine crops.

You can plant with drill rows 3 to 5 feet apart, 3 pounds of seed per acre, covering about 1 inch. Cultivate often. When the plants have four to six leaves, thin to one plant every 18 inches. Keep the cultivator going as long as you can get through the rows. If under irrigation, water once a week lightly and always cultivate between irrigations until the crop is laid by. Keep the cucumbers picked off as fast as they reach the size desired; if any are allowed to ripen the plants cease to set on more fruit.

Always cut off the cucumbers and handle very carefully. Do not ship any culls. Throw them away and ship only the first-class specimens. They look so much better—the demand is kept up—the consumer is willing to pay a better price. There is less express and package expense and your reputation for a first-class pack is kept up, to the advantage of your bank account.

Cucumber F_1 Hybrid Varieties

Early Marketer Hybrid 55 days. Bred for extra high early yield of fine quality fruits, combined with resistance to Downy Mildew and Mosaic. Fruits: uniform, slender, cylindrical, $8\frac{1}{2}$ -9 in. length, $2\frac{1}{4}$ in. diameter. Very dark green. Recommended as shipping and market garden variety where earliness means money. (Pkt. 60c) (oz. \$4.00) ($\frac{1}{4}$ lb. \$13.00) ($\frac{1}{2}$ lb. \$21.00) (lb. \$40.00) postpaid.



Early Surecrop Hybrid

Early Surecrop Hybrid 58 days. ALL-AMERICA SELECTION An amazing Hybrid having marked resistance to Mosaic and Downy Mildew. Fruits slender, ends blunt, length $8\frac{1}{2}$, diameter $2\frac{1}{2}$ inches. Holds dark green color well. Flesh crisp, white, and seed cavity small. Suited to greenhouse, market grower and home garden use. (Pkt. 50c) (oz. \$3.50) ($\frac{1}{4}$ lb. \$11.00) ($\frac{1}{2}$ lb. \$17.75) (lb. \$35.00) postpaid.

Cucumber

SLICING VARIETIES
HYBRID VARIETIES Page 24

Ashley 66 days. Developed at Clemson Truck Experiment Station, and does very well in the Carolinas. Resistant to Downy Mildew, a good shipper. Vines vigorous and heavily productive. Fruits 8 in. long, 2¼ in. in diam., dark green and taper to stem end. White spined. (Pkt. 15c) (oz. 30c) (¼ lb. 85c) (lb. \$2.50) postpaid.

Not postpaid (lb. \$2.20) (5 lbs. @ \$1.90) (25 lbs. @ \$1.70)

Colorado 68 days. ALL-AMERICA SELECTION Dark green color and desirable shape for shipping. Color is carried well around blossom end of the fruit. Fruits about 10 inches in length, straight, and symmetrical. A real money-maker for the market grower. Vines vigorous, bear bountifully. White spined. (Pkt. 15c) (oz. 25c) (¼ lb. 80c) (lb. \$2.35) postpaid.

Not postpaid (lb. \$2.05) (5 lbs. @ \$1.75) (25 lbs. @ \$1.55)

Long Marketer 70 days. A slightly longer and slimmer edition of the very popular Marketer. Fruits about 9 in. long and 2-2¼ in. diameter, dark green and holds up well in shipping or storage. Vines vigorous; yields heavy. Shipping and market sort for areas not troubled with Downy Mildew. (Pkt. 15c) (oz. 25c) (¼ lb. 85c) (lb. \$2.50) postpaid.

Not postpaid (lb. \$2.20) (5 lbs. @ \$1.90) (25 lbs. @ \$1.70)

Marketer (Early Green Market) 68 days


ALL-AMERICA SELECTION

Southern growers like Marketer because of its vigorous vine and ability to stand intense heat of late spring. It is extremely prolific, and yields heavily. Holds its dark green color well and particularly admired for the neat appearance and uniformity of fruits. Closely resembles a good strain of A. & C.; tapering at the ends. (Pkt. 15c) (oz. 25c) (¼ lb. 80c) (lb. \$2.40) postpaid.

Not postpaid (lb. \$2.10) (5 lbs. @ \$1.80) (25 lbs. @ \$1.60)

Please order at exactly the price quoted for quantity you order.

25




Cucumber Slicing Varieties

HYBRID VARIETIES Page 24,

PICKLING VARIETIES Page 27.

Ohio MR 200 66 days. (New) An attractive slicer tolerant to Mosaic. Developed at the Ohio Station with parentage including Chinese Long, Ohio 31, Straight Eight and Niagara. Fruit resembles Marketer in size and color with less taper at stem end. Appears to have less vine vigor than Marketer and probably will not yield as heavy except under conditions where Mosaic is a problem. (Pkt. 15c) (oz. 30c) (¼ lb. \$1.00) (lb. \$3.10) postpaid.

Not postpaid (lb. \$2.80) (5 lbs. @ \$2.50) (25 lbs. @ \$2.30)



Palomar 64 days. A favorite shipping variety in the south because of earliness and more particularly, resistance to Downy Mildew. Far outyields Marketer when Downy Mildew is present. Fruits usually 8½ x 2¼ in. Marketer shape but slightly longer and darker in color. Suggested for general commercial use because of appearance and heavy early yield. (Pkt. 15c) (oz. 25c) (¼ lb. 85c) (lb. \$2.50) postpaid.

Not postpaid (lb. \$2.20) (5 lbs. @ \$1.90) (25 lbs. @ \$1.70)

Santee 60 days. Shows considerable resistance to Downy Mildew and is recommended for coastal areas. Fruits similar to Cubit; 9 inch length; 2¼ inch diameter, cylindrical with blunt ends. Developed by Dr. Barnes of Clemson College. (Pkt. 15c) (oz. 30c) (¼ lb. 90c) (lb. \$2.75) postpaid.

Not postpaid (lb. \$2.45) (5 lbs. @ \$2.15) (25 lbs. @ \$1.95)

Straight-8 66 days. ALL-AMERICA SELECTION Straight-8 produces symmetrical, almost cylindrical fruits, well rounded at both ends. When in best market condition, this white spine variety typifies its name, running quite straight, regularly eight inches in length and from 1¾ to 2 inches in diameter. In this stage the color is deep green and usually free from objectionable pale striping or tipping. Primarily bred for the shipping trade, also an ideal slicing variety for the home garden and local market. (Pkt. 15c) (oz. 25c) (¼ lb. 80c) (lb. \$2.40) postpaid.

Not postpaid (lb. \$2.10) (5 lbs. @ \$1.80) (25 lbs. @ \$1.60)

Cucumber PICKLING VARIETIES

Burrell's Earliest of All 60 days. Burrell's Earliest of All is our own introduction and we have sold more pounds of this variety than any other we grow. Fruits dark green, uniform, square ended; about 7 inches long as a slicer. Flesh pearly white and crisp. Burrell's Earliest of All never turns red and is a popular variety for pickling in the South. (Pkt. 15c) (oz. 20c) (1/4 lb. 70c) (lb. \$2.10) postpaid.

Not postpaid (lb. \$1.80) (5 lbs. @ \$1.50) (25 lbs. @ \$1.30)

Brice 66 days. Southern pickle packers requiring long slender fruits that are remarkably free from nubs and crooks will be delighted with this. Vines prolific, giving good protection to the pickles which are dark emerald green and do not turn yellow. Cure out in brine as well as any white spined sort but requires more time than black spined varieties. Diameter 1 1/2 in. when 6 in. long. It is also a good slicer for home use. (Pkt. 15c) (oz. 20c) (1/4 lb. 70c) (lb. \$2.10) postpaid.

Not postpaid (lb. \$1.80) (5 lbs. @ \$1.50) (25 lbs. @ \$1.30)

Model 58 days. Shape and size resemble National Pickling, however it is white spined and does not turn red. Color is dark green. (Pkt. 15c) (oz. 20c) (1/4 lb. 70c) (lb. \$2.00) postpaid.

Not postpaid (lb. \$1.70) (5 lbs. @ \$1.40) (25 lbs. @ \$1.20)

Improved National Pickling 50 days. Vines rather small, fruits straight, symmetrical, full at the ends; length 6 1/2 inches, thickness 2 1/2 inches. Black spined, recommended for production of high grade small pickles, a good yielder. The standard pickling sort by which others are judged. (Pkt. 15c) (oz. 20c) (1/4 lb. 70c) (lb. \$2.00) postpaid.

Not postpaid (lb. \$1.70) (5 lbs. @ \$1.40) (25 lbs. @ \$1.20)

Large National Pickling 50 days. Much the same as the Improved National but fruits are slightly larger and thicker. It is a tremendous yielder and the fruits at the pickling stage, when well grown, have a remarkably small percentage of nubs and crooks. (Pkt. 15c) (oz. 20c) (1/4 lb. 70c) (lb. \$2.00) postpaid.

Not postpaid (lb. \$1.70) (5 lbs. @ \$1.40) (25 lbs. @ \$1.20)



Cucumber PICKLING VARIETIES

Ohio MR 17 56 days. Mosaic tolerant pickling variety developed at Ohio Experiment Station. Vine vigorous; dark green. Fruit black spined $6\frac{1}{2}$ " x $2\frac{3}{4}$ " at maturity. Resembles National Pickling which comprises much of its parentage. Comparative tests show MR 17 a heavy yielder of desirable commercial pickles. Continues to set fruit over a long season. Fruit and vine slightly longer and darker than National Pickling. We recommend this as being the best sort for northern planting. (Pkt. 15c) (oz. 25c) ($\frac{1}{4}$ lb. 70c) (lb. \$2.00) postpaid.

Not postpaid (lb. \$1.70) (5 lbs. @ \$1.40) (25 lbs. @ \$1.20)

Wisconsin SR 6 50 days. This cucumber was developed by Dr. Walker at the University of Wisconsin, and it is a Spot-rot Resistant National Pickling Type. It has a vigorous dark green vine and makes a heavy yield. The fruit is $5\frac{1}{2}$ to 7 inches long by $2\frac{1}{2}$ to 3 inches thick, dark green, cylindrical, and black spined. (Pkt. 15c) (oz. 25c) ($\frac{1}{4}$ lb. 70c) (lb. \$2.00) postpaid.

Not postpaid (lb. \$1.70) (5 lbs. @ \$1.40) (25 lbs. @ \$1.20)

From Nebraska:

"We have used Burrell seed here for several years and have been well pleased with the results and the fine service and helpful information you have given us."

One of our seed fields of Cucumber Ohio MR 17 — Delavan Burrell




Dill

Mammoth Pickle packers should write for special quotation in large quantities. Dill is used for making dill pickles. It is easily grown and should be in more gardens. (Pkt. 15c) (oz. 20c) (¼ lb. 55c) (lb. \$1.60) postpaid.
Not postpaid (lb. \$1.30) (10 lbs. @ \$1.10) (100 lbs. @ 95c)

Eggplant

Culture same as pepper — see page 55



Left — Ft. Myers Market
Right — Black Beauty

Black Beauty

80 days. An early sort used by home gardeners and truckers. Plants bear 4 to 6 large egg-shaped fruits. Skin is smooth, very dark purple, holds up well after picked.

(Pkt. 15c) (¼ oz. 30c)
(oz. \$1.00) (¼ lb. \$3.35)
(lb. \$10.05) postpaid.

Not postpaid (lb. \$9.75)
(5 lbs. @ \$8.25)

Ft. Myers Market

85 days. Vigorous, productive, high bush variety, holds fruit well off the ground. Ideal size for shipment, 9 to 10 inches long, 5½ to 6½ inches in diameter; nearly egg-shaped, broadest near blossom end.

Deep purplish-black color and high gloss is outstanding. Especially adapted to Florida and Cuban conditions. (Pkt. 15c) (¼ oz. 30c)
(oz. \$1.00) (¼ lb. \$3.35) (lb. \$10.05) postpaid.

Not postpaid (lb. \$9.75) (5 lbs. @ \$8.25)

Mission Bell Hybrid

70 days. F₁ hybrid of excellent quality that should make it a favorite of both market and home gardeners. Combines earliness, uniformity, high yield, fine appearance along with hybrid vigor. Plant upright and medium tall, bearing deep oval fruit, slightly tapering toward stem with dark shiny smooth skin. (Pkt. 50c) (⅛ oz. \$1.25) (½ oz. \$4.75) (oz. \$9.00) (¼ lb. \$30.00) (lb. \$90.00) postpaid.

Endive

Plant 4 lbs. per acre — 1 oz. for 100 ft. row —
1 pkt., 12 ft. of row.

Endive seed may be sown as soon as ground can be worked in the spring but the best quality in the fall from about July 1 plantings. Rows 20 to 30 inches apart. Thin plants to 12 inches.

Full Heart (Batavian)

90 days. Extensively used by market gardeners and shippers. An improved strain with larger leaf, broader, thicker, well-blanching head, earlier in maturity. Growth upright, leaves slightly crumpled, strongly bunched with well-blanching heart. (Pkt. 15c) (oz. 25c) (¼ lb. 75c) (lb. \$2.30) postpaid.

Not postpaid (lb. \$2.00) (5 lbs. @ \$1.70) (25 lbs. @ \$1.50)

HOW TO GROW LETTUCE

Plant $\frac{1}{4}$ oz. to 100 feet of row, 3 pounds per acre.

The most favorable conditions for growing good lettuce are rich soil, plenty of moisture, and steady growth from the time the seeds are planted until time for use. Seed germinates quickly and may be planted as soon as the cold wet days of spring are past. Sow about 15 to 18 seeds to the foot of row to a depth of not more than $\frac{1}{2}$ inch in 18- to 20-inch rows. Leaf lettuce may be thinned 4 inches apart.

When growing Head Lettuce, it is necessary that the heading season take place during cool weather. For this reason it is a good policy in sections where hot weather sets in early in the season to sow the seed in boxes indoors or in hotbeds and set out as early as weather conditions permit. If this is not practical, seed may be sown in the open ground as early as soil and weather conditions are favorable. Thin 12 inches apart in the row and give thorough cultivation. A side dressing of nitrate of soda, given as soon as the plants have made some growth, will be found beneficial.


Here at Rocky Ford a late planting is made about the first week of August, which produces excellent head lettuce for late fall shipment.

Lettuce

HEADING VARIETIES

Great Lakes R-200 80 days. A single plant selection out of regular Great Lakes, adapted mainly to summer use or during the period of longer days. Some darker than Great Lakes, and seem to hold color better in transportation. R-200 has such heavy coverage that at times it is hard to see the head; which accounts for its being more resistant to tip-burn than most other strains. Its greatest asset is uniformity; most heads will be harvested at the first cutting. (Pkt. 15c) (oz. 50c) ($\frac{1}{4}$ lb. \$1.50) (lb. \$4.45) postpaid.

Not postpaid (lb. \$4.15) (5 lbs. @ \$3.85) (25 lbs. @ \$3.65)



From Oklahoma:


"We wish to express our appreciation of your promptness in filling our order, but most of all we were thrilled with the results we received from your seeds last year. We entered a garden contest and won first place in our county and also won second in the northwest district of Oklahoma."



Lettuce HEADING VARIETIES

Great Lakes 83 days. ALL-AMERICA SELECTION Will really stand up and produce hard heads in hot weather and remain in condition long after forming. Large, attractive, deep green, well folded with brittle texture. Shows considerable resistance to tip burn injury. Suited to upland soils and can be used on muck land. (Pkt. 15c) (oz. 45c) ($\frac{1}{4}$ lb. \$1.45) (lb. \$4.30) postpaid.
Not postpaid (lb. \$4.00) (5 lbs. @ \$3.70) (25 lbs. @ \$3.50)

Pennlake 80 days. ALL-AMERICA SELECTION A fine lettuce for early spring or late summer planting. It is a cross between Imperial 847 and Great Lakes. Medium to small head with dark green outer leaves, well folded and slightly crumpled. Interior crisp and firm. Resists tipburn. Suited for home and market use. (Pkt. 15c) (oz. 50c) ($\frac{1}{4}$ lb. \$1.50) (lb. \$4.55) postpaid.
Not postpaid (lb. \$4.25) (5 lbs. @ \$3.95) (25 lbs. @ \$3.75)



Premier Great Lakes

80 days. ALL-AMERICA SELECTION An early smooth leaf type of Great Lakes. Head uniformly large (2 lbs.), dark green, solid and only slightly ribbed. Developed by Prof. Lewis of Penn. State College and received All-America award. (Pkt. 15c) (oz. 50c) ($\frac{1}{4}$ lb. \$1.50) (lb. \$4.45) postpaid.

Not postpaid (lb. \$4.15)
(5 lbs. @ \$3.85) (25 lbs. @ \$3.65)

Lettuce LEAF VARIETIES

Black Seeded Simpson 45 days. A nationally popular variety for spring and early summer culture. Plants large, attractive, with broad frilled light green leaves; crisp texture and splendid quality. (Pkt. 15c) (oz. 25c) (1/4 lb. 75c) (lb. \$2.30) postpaid.

Not postpaid (lb. \$2.00) (5 lbs. @ \$1.70) (25 lbs. @ \$1.50)

Grand Rapids Tipburn Resistant 42 days. There is no better forcing variety among the curled leaved sorts than Grand Rapids, and is quite as good for outdoor culture as other sorts. Early, hardy, disease resistant; plants large, upright, compact and handsome; color bright green, leaves large, broad edges, much waved and frilled, tender and sweet. (Pkt. 15c) (oz. 25c) (1/4 lb. 75c) (lb. \$2.30) postpaid.

Not postpaid (lb. \$2.00) (5 lbs. @ \$1.70) (25 lbs. @ \$1.50)

Salad Bowl 45 days. ALL-AMERICA SELECTION Fills a salad bowl with a perfect rosette of rich green decorative leaves. Loose leaf variety slow to bolt: Developed by U.S.D.A. High table quality ideal for home garden and may be packaged for fancy market trade. (Pkt. 15c) (oz. 60c) (1/4 lb. \$1.75) (lb. \$5.30) postpaid.

Not postpaid (lb. \$5.00) (5 lbs @ \$4.70) (25 lbs. @ \$4.50)



Mustard

Giant Southern Curled 60 days. Plants are of upright habit, highly esteemed for their vigor, hardiness and high quality. Leaves are large, light green, crumpled and frilled at the edges. A desirable market and home garden variety. (Pkt. 15c) (oz. 20c) (1/4 lb. 50c) (lb. \$1.60) postpaid.

Not postpaid (lb. \$1.30) (5 lbs. @ \$1.00) (25 lbs. @ 80c)

Florida Broad Leaf 50 days. Large vigorous growth; leaves green, large, broad-oval with distinct whitish midrib, margin toothed, but not frilled; seeds reddish-brown. (Pkt. 15c) (oz. 20c) (1/4 lb. 50c) (lb. \$1.60) postpaid.

Not postpaid (lb. \$1.30) (5 lbs. @ \$1.00) (25 lbs. @ 80c)

GROWING CANTALOUPE

Plant 2 lbs. per acre in drills or 1 lb. if hand planted in hills 1 oz. to 100 hills

The land should be a sandy loam, avoiding both too sandy and too heavy soil. If possible, do not plant where cantaloupes were grown previously within three or four years. A heavy stubble plowed under is one of the first locations. Bean land is usually very good. The first year after alfalfa or clover is not good as a rule because the melons grow too soft and are irregular in size, shape, netting and quality. The second year after alfalfa or clover is usually very good. Fall plowing is best, followed in the spring with several discings.

If planted in hills the rows should be 5 to 6 feet apart each way. Cross cultivating improves the yield, quality and earliness. Plant ten to twelve seeds to the hill about 2 inches deep and thin to one or two plants when they have 5 or 6 leaves. If drilled in rows 5 to 6 feet apart thin to one plant every 3 or 4 feet. Hoe carefully around the plants; keep free from weeds and cultivate often. We have found 8 or 10 cultivations at least should be given and more would be better.

After the vines reach so far across the row that you can no longer cultivate, the ends of the vines should be carefully turned back and an additional cultivation given. We use small 4 wheeled tractors with bean harvester knives and vine turners for laying by. Cultivate shallow close to the plants and deeper farther away, deep cultivation will cut the roots and damage the crop.

The main spread of roots is on the harder ground under the plowed ground. For this reason plowing should be 8 to 10 inches deep and cultivation by knives or sweeps rather than shovels.

If under irrigation, cantaloupes should be watered regularly about every two weeks. Early in the season furrows should be close to the plants and water should be allowed to run just long enough to moisten the soil beyond the plant row. Later furrows may be farther away from the plants. Do not allow the water to remain in the furrows too long so that the soil becomes water-logged. Continue irrigating through the ripening season to keep the vines thrifty.

DDT CAUTION. Do not dust or spray using DDT on beans, cucumbers, cantaloupes, or watermelons. Use Marlate Insecticide listed page 74 for control of cucumber beetles and Malathion dust to control aphid. Use SR No. 91 and dust with sulphur to control mildew (sulphur will kill vines of cantaloupe varieties not sulphur resistant.)

Our business has been closely associated with the cantaloupe industry. Since the first green fleshed Rocky Fords were shipped from our home town, our catalog has carried the continued story of the improvement in varieties of shipping cantaloupes.

We are determined that our cantaloupe seed be of the best obtainable.

MARKET ONLY GOOD MELONS

With all cantaloupes the customer develops an appetite and buys regularly if the melons are always good, but poor melons destroy the desire for melons and those who would be good buyers, turn to other fruit instead.

Don't pick cantaloupe green.

Don't pick cantaloupe from rusted vines.

Don't pick cantaloupes from aphid covered vines.

Don't pick cantaloupes from vines diseased with mildew.

Don't pack melons you would not buy to eat yourself if you were the customer.

Don't buy cheap seed. You cannot afford to risk your season's work and the use of your land and chance a poor return which may be the result of using poor seed.

"Plant seeds of known origin."

We grow the cantaloupe seed we sell.



Cantaloupe Hearts of Gold

Cantaloupe

Burrell Gem 98 days. Our own introduction. One of the best shippers for some sections where there is little rainfall and irrigation is depended upon. Fruits oval, 6 inches long, 4½ inches in diameter, well developed, closely laced netting, unnetted suture between the ribs. Flesh deep orange salmon, thick, very fine grained, spicy and sweet. Packs 12 to the Jumbo flat crate. Sold out.

Burrell's Superfecto 92 days. This variety of our own introduction is especially recommended for planting where melons are inclined to rust. Pack 12 to 15 to the Jumbo flat crate. The netting is well developed and closely laced, covering the entire melon "Solid Net." Flesh rich orange salmon, thick, and seed cavity very small; quality is unexcelled, flesh is fine grained, very sweet and spicy.

STOCK SEED: Saved from select melons for the most critical planters. (Pkt. 20c) (oz. 30c) (¼ lb. 90c) (lb. \$2.70) postpaid.

Not postpaid (lb. \$2.40) (5 lbs. @ \$2.20) (25 lbs. @ \$2.10)
No. 1 SEED: Saved from good melons grown from our Select Stock Seeds. (Pkt. 15c) (oz. 25c) (¼ lb. 75c) (lb. \$2.20) postpaid.

Not postpaid (lb. \$1.90) (5 lbs. @ \$1.70) (25 lbs. @ \$1.60)

Eden Gem (Rocky Ford Green Flesh) 92 days. A Rocky Ford type, slightly oblong, solidly netted, very firm and highly resistant to rust. A good shipper. Packs 15 to the standard flat crate. Flesh green, deep, fine grained and sweet. (Pkt. 15c) (oz. 25c) (¼ lb. 75c) (lb. \$2.20) postpaid.

Not postpaid (lb. \$1.90) (5 lbs. @ \$1.70) (25 lbs. @ \$1.60)

Hearts of Gold 90 days. The outstanding feature of this melon is its deep golden flesh which is of the finest quality; sweet, spicy, fine-grained, and distinctly flavored. Melons medium large, round, well netted except a narrow stripe between narrow ribs. Very firm and ships well for moderate distances.

STOCK SEED: Saved from select melons for the most critical planters. (Pkt. 20c) (oz. 30c) (¼ lb. 90c) (lb. \$2.70) postpaid.

Not postpaid (lb. \$2.40) (5 lbs. @ \$2.20) (25 lbs. @ \$2.10)

No. 1 SEED: Saved from good melons grown from our Select Stock Seeds. (Pkt. 15c) (oz. 25c) (¼ lb. 75c) (lb. \$2.20) postpaid.

Not postpaid (lb. \$1.90) (5 lbs. @ \$1.70) (25 lbs. @ \$1.60)

Burrell's Jumbo (Jumbo Hale's Best)

82 days.

The orig-


inal stock of Hale's Best produced some very large fine melons that were exceptionally well adapted to roadside market selling and for bulk hauling in trucks. They were so extremely large, however, that they were hardly as well suited to packing in crates as some of the smaller types. By critical selection we produced a uniform type of this having a distinct stripe or suture running from stem to blossom end. It is a big melon; the average weight from our seed fields being about 4½ pounds each, which would mean that the melons pack nine or even less to the Jumbo flat crate. Well netted between the distinct suture, practically no ribs. Flesh is thick, deep salmon, flavor sweet and of fine eating quality. Because of its firm flesh it holds up and keeps longer than H. B.

STOCK SEED: (Pkt. 20c) (oz. 30c) (¼ lb. 90c) (lb. \$2.70) postpaid. Saved from select melons for the most critical planters.

Not postpaid (lb. \$2.40) (5 lbs. @ \$2.20) (25 lbs. @ \$2.10)

No. 1 SEED: (Pkt. 15c) (oz. 25c) (¼ lb. 75c) (lb. \$2.20) postpaid. Saved from good melons grown from our Select Stock Seeds.

Not postpaid (lb. \$1.90) (5 lbs. @ \$1.70) (25 lbs. @ \$1.60)



Edisto 88 days. (New) Growers, truckers and consumers have expressed high praise for this new variety developed by Dr. Morris Hughes at the Edisto Branch Experiment Station, Blackville, South Carolina. Flesh coloring a deep rich salmon having tender but firm texture. Vines are quite vigorous with large leaves and rather heavy stems. Has important resistance to alternaria and powdery mildew and is tolerant to downy mildew. Hard rind and firm flesh at full slip stage permits hauling to distant markets. Melons average slightly larger than Hale's Best Jumbo.

STOCK SEED: (Pkt. 20c) (oz. 35c) (¼ lb. \$1.00) (lb. \$3.00) postpaid.

Not postpaid (lb. \$2.70) (5 lbs. @ \$2.50) (25 lbs. @ \$2.40)

No. 1 SEED: (Pkt. 15c) (oz. 30c) (¼ lb. 85c) (lb. \$2.50) postpaid.

Not postpaid (lb. \$2.20) (5 lbs. @ \$2.00) (25 lbs. @ \$1.90)



A fine field of cantaloupe Improved H. B. No. 36 grown by Jim Burrell, our farm manager

Improved H.B. No. 36 82 days. An outstanding breeding accomplishment; solid net and rich, spicy salmon flesh. Size mostly 36's and larger. Hauls long distances and very popular except for districts where powdery mildew is prevalent.

STOCK SEED: Saved from select melons for the most critical planters. (Pkt. 20c) (oz. 30c) (1/4 lb. 90c) (lb. \$2.70) postpaid.

Not postpaid (lb. \$2.40) (5 lbs. @ \$2.20) (25 lbs. @ \$2.10)

No. 1 SEED: Saved from good melons grown from our Select Stock Seeds. (Pkt. 15c) (oz. 25c) (1/4 lb. 75c) (lb. \$2.20) postpaid.

Not postpaid (lb. \$1.90) (5 lbs. @ \$1.70) (25 lbs. @ \$1.60)

H.B. 936 82 days. Developed from No. 36 for slightly larger size and heavier netting. Not inclined to run to slick melons late in season.

STOCK SEED: Saved from select melons for the most critical planters. (Pkt. 20c) (oz. 30c) (1/4 lb. 90c) (lb. \$2.70) postpaid.

Not postpaid (lb. \$2.40) (5 lbs. @ \$2.20) (25 lbs. @ \$2.10)

No. 1 SEED: Saved from good melons grown from our Select Stock Seeds. (Pkt. 15c) (oz. 25c) (1/4 lb. 75c) (lb. \$2.20) postpaid.

Not postpaid (lb. \$1.90) (5 lbs @ \$1.70) (25 lbs. @ \$1.60)


S R No. 91 (Sulphur Resistant) 87 days. Is resistant to sulphur and has an apparent tolerance to some forms of Mosaic. A quality melon for long distance shipping or local markets. Vines: dark green, vigorous, productive. Fruit: large, short oval, with close, high net and tough rind. Flesh: thick, rich salmon.

STOCK SEED: (Pkt. 20c) (oz. 30c) (1/4 lb. 90c) (lb. \$2.70) postpaid. Saved from select melons for the most critical planters.

Not postpaid (lb. \$2.40) (5 lbs. @ \$2.20) (25 lbs. @ \$2.10)

No. 1 SEED: (Pkt. 15c) (oz. 25c) (1/4 lb. 75c) (lb. \$2.20) postpaid. Saved from good melons grown from our Select Stock Seeds.

Not postpaid (lb. \$1.90) (5 lbs. @ \$1.70) (25 lb. @ \$1.60)



This shows the Powdery Mildew Resistant No. 45. Uniform in size, thick fleshed.

Powdery Mildew Resistant No. 45 88 days. The variety most used in the Rocky Ford district as it may be vine ripened, picked full slip and stand shipment to distant points. Quality is among the best of the very long distance shippers, but must be vine ripened. Flesh salmon, firm, fine textured and sweet. Our strain produces more uniform melons than what is generally offered as this variety. The melons from which we produced our stock seed were taste tested. That is, the individual melons were tasted for flavor and sweetness and all discarded except the very best. Shippers have told us we have absolutely the best 45 available. While some varieties are more tolerant to powdery mildew, these usually are not of as good quality.

STOCK SEED: (Pkt. 20c) (oz. 30c) (1/4 lb. 90c) (lb. \$2.70) postpaid. Saved from select melons for the most critical planters.

Not postpaid (lb. \$2.40) (5 lbs. @ \$2.20) (25 lbs. @ \$2.10)

No. 1 SEED: Saved from good melons grown from our Select Stock Seeds. (Pkt. 15c) (oz. 25c) (1/4 lb. 75c) (lb. \$2.20) postpaid.

Not postpaid (lb. \$1.90) (5 lbs. @ \$1.70) (25 lbs. @ \$1.60)

Four-Fifty 90 days. A large No. 45 type tolerant to several strains of powdery mildew. An excellent shipper, blocky oval in shape with heavy netting and moderate ribbing. Flesh is firm, sweet, salmon colored and thick. After picking holds prime edible condition longer than most varieties.

STOCK SEED: (Pkt. 20c) (oz. 30c) (1/4 lb. 90c) (lb. \$2.70) postpaid. Saved from select melons for the most critical planters.

Not postpaid (lb. \$2.40) (5 lbs. @ \$2.20) (25 lbs. @ \$2.10)

No. 1 SEED: (Pkt. 15c) (oz. 25c) (1/4 lb. 75c) (lb. \$2.20) postpaid. Saved from good melons grown from our Select Stock Seeds.

Not postpaid (lb. \$1.90) (5 lbs. @ \$1.70) (25 lbs. @ \$1.60)

Save by ordering 2 lbs. or more in pound lots at "not postpaid" prices and adding postage as shown on pages 95 and 96. We refund any overpayment of transportation charges.

Muskmelon

Delicious 51 85 days. Said to be the best early muskmelon yet developed; as it retains earliness, large size and sweet flavor of original Delicious, and can be grown on infected soil. Developed by Dr. Munger of Cornell. Fruits: round or slightly oval, well netted, moderately ribbed. Flesh: thick, golden, crisp, juicy and of delightful sweet flavor. For home gardens, roadside and local markets. (Pkt. 15c) (oz. 25c) (1/4 lb. 70c) (lb. \$2.15) postpaid.

Not postpaid (lb. \$1.85) (5 lbs. @ \$1.70) (25 lbs. @ \$1.60)

Harvest Queen 90 days. An ideal garden melon because of superior quality, and its ability to stand shipping makes it a leader in some markets. It is resistant to Fusarium Wilt. Fruits: medium sized, oval, heavily netted and with shallow ribs. Rind is tough and maintains delicious quality five or six days. Flesh deep orange, thick and fine textured with sweet musky flavor. Ripens to beautiful golden color.

STOCK SEED: (Pkt. 20c) (oz. 30c) (1/4 lb. 90c) (lb. \$2.70) postpaid.

Not postpaid (lb. \$2.40) (5 lbs. @ \$2.20) (25 lbs. @ \$2.10)

No. 1 SEED: (Pkt. 15c) (oz. 25c) (1/4 lb. 75c) (lb. \$2.20) postpaid.

Not postpaid (lb. \$1.90) (5 lbs. @ \$1.70) (25 lbs. @ \$1.60)

Honey Dew — Green Meated 112 days. Ours is the smooth globe type preferred by the leading shippers. Rind smooth, hard, no netting, creamy white, changing to a slightly golden tinge when ripe. Flesh light emerald green, thick, juicy and tender, the sweetest of all melons. (Pkt. 15c) (oz. 25c) (1/4 lb. 70c) (lb. \$2.15) postpaid.

Not postpaid (lb. \$1.85) (5 lbs. @ \$1.70) (25 lbs. @ \$1.60)

Honey Rock 85 days. **ALL-AMERICA SELECTION** Rind is tough, brittle and hard; coarsely netted. Fruits round, 5 to 6 inches in diameter. Flesh medium thick, delicate, deep salmon color, juicy and very sweet. Home and roadside market. (Pkt. 15c) (oz. 25c) (1/4 lb. 70c) (lb. \$2.15) postpaid.

Not postpaid (lb. \$1.85) (5 lbs. @ \$1.70) (25 lbs. @ \$1.60)

Iroquois 90 days. Has definite resistance to Fusarium wilt. Fruits round to slightly oval, about 6 1/2 inches in diam., prominent ribs and coarse heavy netting; the rind is hard and melons hold up well. Flesh, deep orange and fine texture. A handsome, uniform and truly "good to eat" melon.

STOCK SEED: (Pkt. 20c) (oz. 30c) (1/4 lb. 90c) (lb. \$2.70) postpaid.

Not postpaid (lb. \$2.40) (5 lbs. @ \$2.20) (25 lbs. @ \$2.10)

No. 1 SEED: (Pkt. 15c) (oz. 25c) (1/4 lb. 75c) (lb. \$2.20) postpaid.

Not postpaid (lb. \$1.90) (5 lbs. @ \$1.70) (25 lbs. @ \$1.60)

Pennsweet 86 days. **ALL-AMERICA SELECTION** A small, early, high quality melon developed by Dr. Larson of Penn State University. Fruits oval, moderately netted and ridged, less than 2 lbs. each. Flesh: juicy and remarkably fine flavor and sweetness. For home use only. (Pkt. 15c) (oz. 25c) (1/4 lb. 75c) (lb. \$2.15) postpaid.

Not postpaid (lb. \$1.85) (5 lbs. @ \$1.70) (25 lbs. @ \$1.60)

White Melon — Powdery Mildew Resistant

No. 88 (New) Developed by Horticultural Crops Research Branch U.S.D.A. An ivory white, slightly netted, round, salmon-fleshed variety, for long distance shipment. It is resistant to powdery mildew and less susceptible to crown blight than most commercial varieties. Has honey ball size and appearance but with rather firm, salmon flesh resembling typical cantaloupe. Family tree complicated by lines from India, Persian melons, and Melogold. (Pkt. 15c) (oz. 30c) (1/4 lb. \$1.00) (lb. \$3.00) postpaid.

Muskmelon

Queen of Colorado 88 days. One of the best all-around varieties of muskmelon yet introduced. Certainly no variety can claim superiority in flavor and eating quality. Holds up well for several days. Melons solidly netted with a very coarse loosely laced gray netting, slightly ribbed. Flesh thick and orange in color. Improved selection of the Pride of Wisconsin. Illustrated below.

STOCK SEED: Saved from select melons for the most critical planters. (Pkt. 20c) (oz. 30c) (1/4 lb. 90c) (lb. \$2.70) postpaid.

Not postpaid (lb. \$2.40) (5 lbs. @ \$2.20) (25 lbs. @ \$2.10)

No. 1 SEED: Saved from good melons grown from our Select Stock Seeds. (Pkt. 15c) (oz. 25c) (1/4 lb. 75c) (lb. \$2.20) postpaid.

Not postpaid (lb. \$1.90) (5 lbs. @ \$1.70) (25 lbs. @ \$1.60)

Schoon's Hard-Shell 88 days. An excellent flavored melon somewhat on the order of Bender's Surprise in shape and general appearance. Its extra hard shell makes it fine for marketing as it will stand up better than most varieties. Deeply ribbed, covered with grayish yellow rope-like netting except for the distinct stripes. Skin is a beautiful yellow, flesh is medium in grain, red salmon in color, and the sweet, tasty flavor calls for more. Weight, about 6 to 7 pounds.

STOCK SEED: (Pkt. 20c) (oz. 30c) (1/4 lb. 90c) (lb. \$2.70) postpaid.

Not postpaid (lb. \$2.40) (5 lbs. @ \$2.20) (25 lbs. @ \$2.10)


No. 1 SEED: (Pkt. 15c) (oz. 25c) (1/4 lb. 75c) (lb. \$2.20) postpaid.

Not postpaid (lb. \$1.90) (5 lbs. @ \$1.70) (25 lbs. @ \$1.60)

Spartan Rock 80 days. (new) Probably best described as an early Honey Rock with Fusarium resistance. Slightly smaller than Honey Rock but has thicker, more solid flesh with a deep orange color. Combined good quality, earliness and Fusarium resistance should make this a popular sort where a relatively small melon is acceptable. Bred by J. C. Ballard, Michigan State University.

(Pkt. 20c) (oz. 40c) (1/4 lb. \$1.25) (lb. \$3.60) postpaid.

Queen of Colorado still leads other muskmelons in our seed sales.



GROWING WATERMELONS

Select a well-drained sandy loam; new sod land is best; or good loamy soil which is well drained is good. Heavy soils waterlog easily and subject melons to ground rot. Plow deep and harrow well to make a fine seed bed. A liberal coat of manure disced in before plowing will increase the size and yield.

Cultivate shallow next to, and deeper away from the plants using knives or duck feet, being careful not to cut roots. Permanent irrigation furrows should be formed early to avoid serious root damage.

It is sometimes desirable to turn the ends of the runners when they begin to reach out across the row and give an extra cultivation. This should be done carefully so as not to damage the small melons. Melons grown in areas subject to extreme temperature should be protected from the sun's rays by covering with their own vines to avoid sunburn.

Consult your county agent or some successful local grower about commercial fertilizer. Here we use 12-24-12, one to two hundred pounds per acre, but suggest that you experiment or get local advice for your soil conditions. Watermelons require considerable amount of nitrogen, and it is believed adequate phosphate reduces breakage.

DO NOT plant on land where melons were grown before, even if four or five years before, if you have other good land. The vines remove something from the soil not readily replaced, and following crops may produce deformed melons with black ends or shriveled ends, even from the best of seeds. Ground previously in alfalfa is ideal because of high nitrogen content. Sometimes the first set will produce some ill shaped or blackened melons. These should be cut from the vines, allowing more shapely melons to set on. Watermelons sometimes produce black-end fruits on ground following sorghums. Melon culling is very important and the best growers, when necessary, go through the field two or three times to cut off deformed melons when they are small. Pruning of vines, however, is often detrimental.

Do not press on melons to see if they are ripe. A slight thump with the finger, if the sound rings clear and a high tone, indicates a green melon; if a hollow dead tone, the melon is ripe. By a little practice you can tell by the color. A bright, growing color indicates a green melon; a dull green indicates ripeness.

Stems should be cut as close to the melon as possible. Protruding stems become hard and often puncture adjacent melons in shipping. The best harvesting procedure is to pick melons in the evening and load in the morning when they are cool. Regardless of conditions, over-ripe melons should never be loaded.

Harvest labor should be thoroughly trained in careful handling of the melons. Bruised melons or broken skin will result in rot while in transit and a reduction in your profit. See that the truck or car lining is smooth. Never walk on the melons. Bed well; excelsior is excellent for this purpose.

DDT CAUTION. Do not dust or spray using DDT on beans, cucumbers, cantaloupe, or watermelons. Use Marlate Insecticide for control of cucumber beetles and Malathion dust for killing aphids.

Insecticides listed page 74.

Watermelon

Watermelon day has been held annually at Rocky Ford for over 80 years.

Black Diamond Yellow Belly 90 days. Appearance is striking due to very dark blue-black rind, contrasted with yellow belly where melon touched the ground. Fruits: often 50 lbs. and more when well grown. Flesh: bright red, with black seed; with surprisingly good quality for a shipper. Shape slightly oblong with prominent creases. Vine growth rank and with large leaves help prevent sunburn.

COLORADO CERTIFIED BLUE TAG: Not postpaid (lb. \$2.30) (10 lbs. @ \$2.10) (100 lbs. @ \$2.00)

No. 1 SEED: (Pkt. 15c) (oz. 25c) (1/4 lb. 75c) (lb. \$2.20) postpaid.
Not postpaid (lb. \$1.90) (10 lbs. @ \$1.70) (100 lbs. @ \$1.60)

Blacklee (Wilt Resistant) 98 days. Combines long distance shipping, good eating quality and wilt resistance. Fruits dark green, long oval, smooth and symmetrical; flesh, rich red and when cut rarely shows any cavities. Seeds black. Thinning to the two best fruits per vine is suggested. Weight 30 to 40 pounds.

STOCK SEED: (Pkt. 20c) (oz. 45c) (1/4 lb. \$1.45) (lb. \$4.35) postpaid.

Not postpaid (lb. \$4.05) (10 lbs. @ \$3.85) (100 lbs. @ \$3.75)

No. 1 SEED: (Pkt. 15c) (oz. 25c) (1/4 lb. 75c) (lb. \$2.20) postpaid.
Not postpaid (lb. \$1.90) (10 lbs. @ \$1.70) (100 lbs. @ \$1.60)

Blackstone (new) 89 days. As the name indicates, this is very dark green in color with hard rind. Can be described as an early, slightly smaller (30 lb.) Florida Giant with

considerable resistance to anthracnose and slight but probably useful degree of resistance to fusarium wilt. Relatively free from hollow heart and white heart. Some prominent watermelon growers show interest as a possible replacement for Cannonball types.

STOCK SEED: (Pkt. 20c) (oz. 45c) (1/4 lb. \$1.45) (lb. \$4.35) postpaid. Saved from selected melons for most critical planters.

Not postpaid (lb. \$4.05) (10 lbs. @ \$3.85) (100 lbs. @ \$3.75)

COLORADO CERTIFIED BLUE TAG: Not postpaid (lb. \$2.30) (10 lbs. @ \$2.10) (100 lbs. @ \$2.00)

No. 1 SEED: (Pkt. 15c) (oz. 25c) (1/4 lb. 85c) (lb. \$2.20) postpaid.

Not postpaid (lb. \$1.90) (10 lbs. @ \$1.70) (100 lbs. @ \$1.60)



Watermelon Blackstone — Delavan Burrell



Charleston Gray

Watermelon

Burrell's Gray 95 days. Again offered to our trade because of popular demand. Fruits as a rule, 40 lbs.; oblong and full. Color light greyish green. A good shipper with hard and tough rind. Flesh firm, stringless and bright red. Produces fine quality in areas not troubled with anthracnose and fusarium wilt.

(Pkt. 15c) (oz. 30c) (1/4 lb. 90c) (lb. \$2.60) postpaid.

Not postpaid (lb. \$2.30) (10 lbs. @ \$2.10) (100 lbs. @ \$2.00)

Charleston Gray 90 days. Has become a leading shipper. Relatively high in resistance to Anthracnose, Fusarium wilt, and sunburn; superior long-oblong shape, high productivity and adequate size (35 lbs., often larger) prove its value; especially since it is of such good eating quality, and grays are traditionally good shippers. Flesh is red and delicious. Well grown, the melons show no hollow heart, white heart, or gourdneck.

STOCK SEED: (Pkt. 20c) (oz. 45c) (1/4 lb. \$1.45) (lb. \$4.35) postpaid. Saved from selected melons for most critical planters.

Not postpaid (lb. \$4.05) (10 lbs. @ \$3.85) (100 lbs. @ \$3.75)

COLORADO CERTIFIED BLUE TAG: Not postpaid (lb. \$2.30) (10 lbs. @ \$2.10) (100 lbs. @ \$2.00)

No. 1 SEED: (Pkt. 15c) (oz. 25c) (1/4 lb. 85c) (lb. \$2.20) postpaid.

Not postpaid (lb. \$1.90) (10 lbs. @ \$1.70) (100 lbs. @ \$1.60)

Watermelon

Watermelon day has been held annually at Rocky Ford for 81 years.

Congo 90 days. ALL-AMERICA SELECTION Released by the U.S.D.A. at Charleston, S. C., and has become a leading shipping sort. Resistant to Anthracnose. Fruits: 35 lbs., often larger; shape long-oblong, medium green with darker green stripes. Flesh: bright red, flavor excellent, high in sugar content. Rind is very tough and if carefully handled will arrive at market in good condition and with little breakage.

STOCK SEED: (Pkt. 20c) (oz. 45c) ($\frac{1}{4}$ lb. \$1.45) (lb. \$4.35) postpaid. Saved from selected melons for most critical planters.

Not postpaid (lb. \$4.05) (10 lbs. @ \$3.85) (100 lbs. @ \$3.75)

COLORADO CERTIFIED BLUE TAG: Not postpaid (lb. \$2.30) (10 lbs. @ \$2.10) (100 lbs. @ \$2.00)

No. 1 SEED: (Pkt. 15c) (oz. 25c) ($\frac{1}{4}$ lb. 75c) (lb. \$2.20) postpaid.

Not postpaid (lb. \$1.90) (10 lbs @ \$1.70) (100 lbs. @ \$1.60)

Fairfax 85 days. First shipping variety offering combined resistance to Anthracnose and to Fusarium wilt. Developed by Southeastern Vegetable Breeding Laboratory U.S.D.A. Weight is about 40 pounds. Closely resembles Garrison in appearance and fine flesh quality. Fairfax distinguishable by hard rind and sharper contrast in two shades of green. Apparently free of white heart. (Pkt. 15c) (oz. 30c) ($\frac{1}{4}$ lb. 90c) (lb. \$2.60) postpaid.

Not postpaid (lb. \$2.30) (10 lbs. @ \$2.10) (100 lbs. @ \$2.00)

Garrisonian 90 days. Resembles Garrison in size, shape, color and quality of flesh; but the very important difference is its resistance to anthracnose. Growers who specialize in extra large and attractive melons should try this. Fruits: long, distinctly striped with light and dark green; weight about 40 pounds. Flesh bright red and sweet. Rind harder than Garrison making it a much better shipper. Developed by Southeastern Vegetable Breeding Laboratory from the same parents that produced Charleston Gray.

STOCK SEED: (Pkt. 20c) (oz. 40c) ($\frac{1}{4}$ lb. \$1.45) (lb. \$4.35) postpaid. Saved from selected melons for most critical planters.

Not postpaid (lb. \$4.05) (10 lbs. @ \$3.85) (100 lbs. @ \$3.75)

COLORADO CERTIFIED BLUE TAG: Not postpaid (lb. \$2.30) (10 lbs. @ \$2.10) (100 lbs. @ \$2.00)

No. 1 SEED: (Pkt. 15c) (oz. 25c) ($\frac{1}{4}$ lb. 75c) (lb. \$2.20) postpaid.

Not postpaid (lb. \$1.90) (10 lbs. @ \$1.70) (100 lbs. @ \$1.60)





Jim Burrell and our Texas Giant Strain of Watermelon. We believe this to be the best Cannonball type available.

Florida Giant (Cannonball) Texas Giant Strain

92 days. A vigorous productive melon, very popular throughout the South for long distance shipping. Fruits average large, and well grown, specimens of 40 to 60 pounds are common; shape, nearly round with flattened ends. Rind medium thick, very tough and hard; dark bluish-green with practically no variation in color. Flesh deep red, crisp, and when full ripe fairly tender and full flavored. Our stock of this is the Texas Giant Strain, the best in eating and shipping quality of this type of melon. If you use this variety from any other source, whether satisfied or not, plant a portion of your crop to our seed of this; you may like it well enough to become a Texas Giant fan, thousands have.

STOCK SEED: (Pkt. 20c) (oz. 45c) (1/4 lb. \$1.45) (lb. \$4.35) postpaid. Saved from selected melons for the most critical planters.
Not postpaid (lb. \$4.05) (10 lbs. @ \$3.85) (100 lbs. @ \$3.75)

COLORADO CERTIFIED BLUE TAG: Not postpaid (lb. \$2.30) (10 lbs. @ \$2.10) (100 lbs. @ \$2.00)

No. 1 SEED: (Pkt. 15c) (oz. 20c) (1/4 lb. 70c) (lb. \$2.10) postpaid.
Not postpaid (lb. \$1.80) (10 lbs. @ \$1.60) (100 lbs. @ \$1.50)

Black Diamond Yellow Belly (Listed Page 41) A new Cannonball from Texas.

Kleckley Sweet, Burrell's Improved 85 days. A home garden sort. Rind is very thin, and not as brittle as some strains. Melons are oblong, very dark green and nearly the same diameter at both ends. Flesh light red, and very sweet and melting. Seeds white and less seeds than most sorts. Local market and home garden melon. Weight about 30 pounds. (Pkt. 15c) (oz. 30c) (1/4 lb. 90c) (lb. \$2.60) postpaid.

Not postpaid (lb. \$2.30) (10 lbs. @ \$2.10) (100 lbs. @ \$2.00)

Watermelon

Watermelon day has been celebrated the first Thursday of September for 81 years at Rocky Ford. Watermelon seed is grown better here by Burrell.

Klondike, Early Black Seeded 85 days. This is the very small seeded strain which is so popular with California shippers. Weight 18 to 20 pounds. Fruits short, oblong, tapers some to the blossom end; color pure green. Flesh deep red, very sweet and melting. Also known as University strain. (Pkt. 15c) (oz. 25c) (1/4 lb. 70c) (lb. \$2.10) postpaid.

Not postpaid (lb. \$1.80) (10 lbs. @ \$1.60) (100 lbs. @ \$1.50)

Klondike Striped Blue Ribbon 85 days. The best small melon we have ever seen, considering both eating and shipping qualities. Flesh is deep red, sweet, stringless and melting. Rind light green, conspicuously striped with darker green; advertising itself on the market; thin, hard and tough, making it desirable for shipping. The firm flesh will keep many days. Size is just right for the customer to carry home, weight averaging about 25 pounds. A common expression of those who ate these melons in our seed fields: "The best melon I have ever eaten." The Blue Ribbon strain is resistant to wilt. **STOCK SEED:** (Pkt. 20c) (oz. 35c) (1/4 lb. \$1.15) (lb. \$3.50) postpaid. Saved from selected melons for the most critical planters.

Not postpaid (lb. \$3.20) (10 lbs. @ \$3.00) (100 lbs. @ \$2.90)

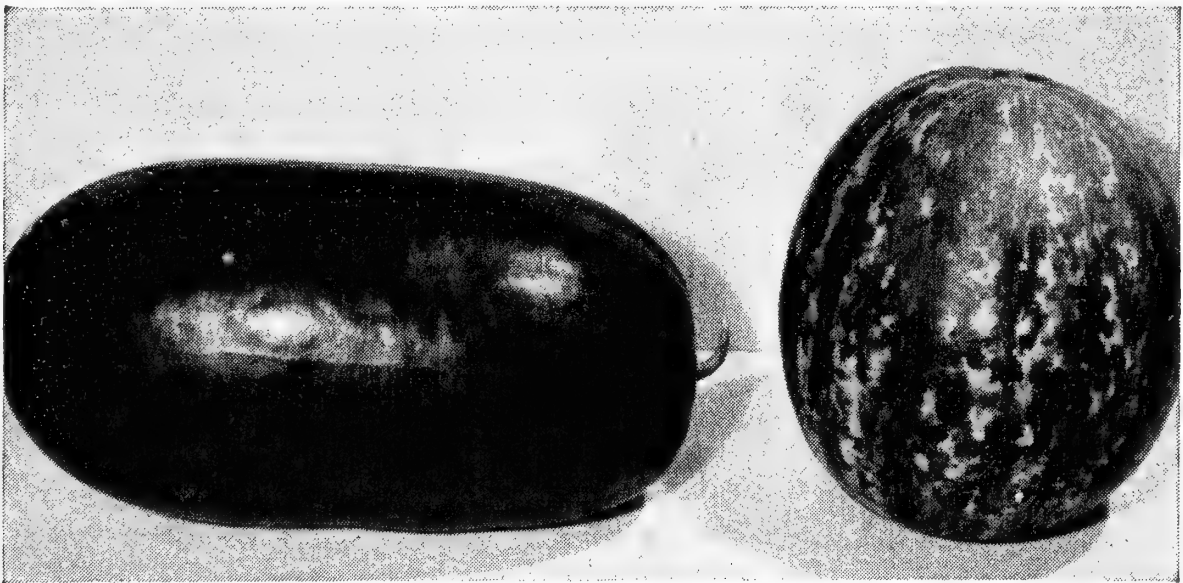
COLORADO CERTIFIED BLUE TAG: Not postpaid (lb. \$2.30) (10 lbs. @ \$2.10) (100 lbs. @ \$2.00)

No. 1 SEED: (Pkt. 15c) (oz. 25c) (1/4 lb. 70c) (lb. \$2.10) postpaid.

Not postpaid (lb. \$1.80) (10 lbs. @ \$1.60) (100 lbs. @ \$1.50)

Improved Peacock

Wilson Sweet



Improved Peacock 85 days. A most profitable sort to grow because of its tougher rind which prevents breakage and decay. A sweet, delicious melon with texture, flavor and appearance of the Black Seeded Klondike. Most used in California and Arizona. Not resistant to Fusarium wilt and should be grown in clean soil.

STOCK SEED: (Pkt. 20c) (oz. 35c) (1/4 lb. \$1.15) (lb. \$3.50) postpaid. Saved from selected melons for the most critical planters.

Not postpaid (lb. \$3.20) (10 lbs. @ \$3.00) (100 lbs. @ \$2.90)

No. 1 SEED: (Pkt. 15c) (oz. 25c) (1/4 lb. 70c) (lb. \$2.10) postpaid.

Not postpaid (lb. \$1.80) (10 lbs. @ \$1.60) (100 lbs. @ \$1.50)

Watermelon

New Hampshire Midget 75 days. **ALL-AMERICA SELECTION** Small, productive and very early. Diameter 6 inches. Thin, light mottled green rind; flesh medium red; black seeds. Good to eat and one of the "icebox" melons. (Pkt. 15c) (oz. 30c) (¼ lb. 90c) (lb. \$2.60) postpaid.

Not postpaid (lb. \$2.30) (10 lbs. @ \$2.10) (25 lbs. @ \$2.00)



Watermelon Sugar Baby—Dennis and Tommy Burrell, sons of Delavan.

Sugar Baby A superior "icebox" variety. Early maturing, 6 to 10 lbs., round, hard firm rind. Color: black green with faint darker stripes. Flesh: dark red, flavor excellent, free of white-heart. Very attractive when cut. Seeds quite small and dark brown. (Pkt. 15c) (oz. 30c) (¼ lb. 90c) (lb. \$2.60) postpaid.

Not postpaid (lb. \$2.30) (10 lbs. @ \$2.10) (25 lbs. @ \$2.00)

Wilson Sweet 85 days. Short oval melon that we have found necessary to list because of demand for trucker trade. Dark green, irregularly marbled gray, giving an odd and beautiful appearance. Flesh deep red, very sweet and wonderful flavor. Medium white seed, average weight 25 pounds. (Pkt. 15c) (oz. 30c) (¼ lb. 90c) (lb. \$2.60) postpaid.

Not postpaid (lb. \$2.30) (5 lbs. @ \$2.10) (25 lbs. @ \$2.00)

Winter Queen, Black Seeded 90 days. An exceptionally good keeping melon largely grown for storing and use during the late fall and early winter months. Fruits small, weighing about 15 pounds, nearly round, greenish white with faint irregular pale green stripes. Rind is tough and rubbery. Flesh deep red, crisp, firm and of fine quality. Seed small and black. (Pkt. 15c) (oz. 25c) (¼ lb. 70c) (lb. \$2.15) postpaid.

Not postpaid (lb. \$1.85) (10 lbs. @ \$1.65) (100 lbs. @ \$1.55)



Jim Burrell in a field of Okra—Clemson Spineless

Okra

Clemson Spineless 60 days. ALL-AMERICA SELECTION A spineless variety of the Perkins type, developed by the South Carolina Experiment Station. Easily picked without discomfort. Pods rich green, straight, ridged, length about 7 inches; spineless and of high quality. (Pkt. 15c) (oz. 20c) (¼ lb. 60c) (lb. \$1.70) postpaid.

Not postpaid (lb. \$1.30) (5 lbs. @ \$1.10) (25 lbs. @ \$1.00)

Dwarf Stalked Long Green Prolific 55 days. A sturdy prolific canning sort. Plants 3 feet; pods dark green, fleshy, tender, tapered near the tip, and reach length of 7 to 8 inches. (Pkt. 15c) (oz. 20c) (¼ lb. 60c) (lb. \$1.70) postpaid.

Not postpaid (lb. \$1.30) (5 lbs. @ \$1.10) (25 lbs. @ \$1.00)

Louisiana Green Velvet 58 days. Suited to canners as pods retain their color when processed. Height of plant, 6 feet; matured pods 6½ inches, smooth, round, pointed and spineless. (Pkt. 15c) (oz. 20c) (¼ lb. 60c) (lb. \$1.70) postpaid.

Not postpaid (lb. \$1.30) (5 lbs. @ \$1.10) (25 lbs. @ \$1.00)

Okra is very popular in the South but this easily grown vegetable also does well in cooler climates. Young pods cut or fried whole in egg batter compliment your favorite meat course. Also useful for cutting up in soups and stews. The mature pods blend nicely in many floral arrangements.

HOW TO GROW ONIONS

Plant the best seed obtainable as cost is small compared with results. 1 oz. to 100 feet of drill, three to five pounds per acre, except Sweet Spanish and like sorts, 1 $\frac{3}{4}$ to 2 $\frac{1}{2}$ pounds. For sets, forty to eighty pounds per acre.

THE SOIL

A crop of onions can be grown on any soil which will produce a full crop of corn, but on a stiff clay, very light sand or gravel neither a large nor a very profitable crop can be grown. We prefer a rich loam with a slight mixture of clay. This is much better if it has been cultivated with hoed crops, kept clean from weeds and well-manured for two years previous, because if a sufficient quantity of manure to raise an ordinary soil to a proper degree of fertility is applied at once, it is likely to make the onion soft. The same result will follow if sown on rank, mucky ground or on that which is too wet.

FERTILIZING

There is no crop in which liberal use of manure is more essential and it should be well rotted. Rank, fresh manure is liable to result in soft bulbs with many scallions. See your county agent or some successful onion grower or fertilizer distributor for amount and kind of commercial fertilizer to use.

SOWING THE SEED

This should be done as soon as the ground can be made ready. Here at Rocky Ford we plant from Feb. 20 to April 1. A good hand seed drill will do an excellent job of planting. Growers of large acreages here plant with the 4 and 6 row beet drills, using special plates. This permits cultivating with tractor cultivators. The drill should be carefully adjusted to sow the desired quantity of seed about one inch deep. The quantity needed will vary with the soil, the seed used and the kind of onions desired. Thin seeding gives much larger onions than thick seeding. Two to two and one-fourth pounds of seeds per acre is sufficient for very large sorts like Sweet Spanish and as much as five or six pounds per acre can be sown of the smaller sorts. Use a drill with a roller attached, but if the drill has none, the ground should be well rolled with a light roller immediately after the seed is planted. It is impossible to cultivate the crop economically unless the rows are straight. 12 seeds planted per foot of row requires about 1 $\frac{3}{4}$ lbs. to 2 lbs. per acre.

CULTIVATION

As soon as the onions are large enough so that the rows can be seen, begin cultivating very shallow and as close to the rows as possible without damaging the plants. Cultivate every week to ten days until the bulbs have started to develop.

Here a special weeder made from clock spring with handle, is used for removing grass and weeds from the row (listed page 72). Do not cover the onions with soil when hoeing or cultivating.

If under irrigation, irrigate every week to 10 days, until the crop is matured or up to about 10 days before harvest. Here we irrigate 12 to 14 times and cultivate 10 to 12 times.

Furrows must be large enough to irrigate without flooding. Flooded onions will not bulb properly.

GATHERING

As soon as the tops die in the fall, the bulbs should be pulled and about four rows put together in each windrow. As soon as the tops are dried, cut about one-half inch from the bulb with shears and put into field crates. Stack crates in piles of about one truckload each and protect top crates from weather. When thoroughly cured, run over grader, sort out scallions and damaged bulbs and store in onion house. Stack so that the best of ventilation is assured. Keep dry and as near a uniform temperature just above 32 degrees as is possible. Repeated freezing and thawing will spoil the bulbs. Moving frozen onions will ruin them. Wait until thawed if caught by freeze. Very early onions are grown by the transplanting method, the seed being sown in frames or beds, and the small onions transplanted when the size of a small lead pencil, to the field rows.

The tops of some Sweet Spanish Onions remain green right up until time it is necessary to harvest. The onions may then be pulled and allowed to remain in windrows long enough for drying down the tops.

Special Onion Weeders listed page 72



Onion Sweet Spanish Colorado No. 6—John Burrell, son of Delavan

Onion YELLOW VARIETIES

Burrell's Yellow Valencia 115 days. ALL-AMERICA SELECTION Our own special selection and introduction. Its outstanding qualities are its full globe shape, deep bronze color, large size, and with vigorous tops that are slow to ripen down and withstand thrips well. Probably the largest and heaviest yielding strain of Sweet Spanish yet offered. Keeps well and an excellent shipping sort. Don't confuse our Burrell's Yellow Valencia with Sweet Spanish offered by others. Locality where grown and our special stock have a great deal to do with its thrips resistance and hardiness. (Pkt. 15c) (oz. 60c) (¼ lb. \$2.00) (lb. \$6.05) postpaid.

Not postpaid (lb. \$5.75) (10 lbs. @ \$5.25) (100 lbs. @ \$5.00)

Sweet Spanish Colorado No. 6 115 days. Developed by the Colorado Experimental Station from Burrell's Yellow Valencia. Probably the best keeper of the Sweet Spanish Type. Here at Rocky Ford the No. 6 keeps until late winter and shipped to markets throughout the nation. Very deep, almost bronze color, in fact the color is darker than any sweet Spanish we have grown. Outer skins thick and the color carried down through the several outer layers. Shape globe at 3½ to 4 inches diameter.

If not familiar with this strain we suggest that you try it in comparison with what you are now using; especially if keeping quality, deep color, and thrips resistance are desired. (Pkt. 15c) (oz. 60c) (¼ lb. \$2.00) (lb. \$6.05) postpaid.

Not postpaid (lb. \$5.75) (10 lbs. @ \$5.25) (100 lbs. @ \$5.00)

Sweet Spanish Utah Strain 110 days. Deep yellow skin with white flesh of mild flavor. Bulbs globe at 2½ to 3 inches; at larger size assume slightly flattened globe shape. A good keeper and heavy yielder. (Pkt. 15c) (oz. 55c) (¼ lb. \$1.65) (lb. \$4.95) postpaid.

Not postpaid (lb. \$4.65) (10 lbs @ \$4.35) (100 lbs. @ \$4.15)



A fine field of Onion Sweet Spanish Colorado No. 6 grown by C. A. Belier

Onion YELLOW VARIETIES


Brigham Yellow Globe 110 days. Also called Michigan Onion. This is a true strain of this fine onion which is noted for its long keeping qualities. Bulbs deep globe with very heavy skin and of excellent dark color. Yields large. (Pkt. 15c) (oz. 45c) (1/4 lb. \$1.40) (lb. \$4.20) postpaid.
 Not postpaid (lb. \$3.90) (5 lbs. @ \$3.60) (25 lbs. @ \$3.40)

Early Yellow Globe 100 days. Will stand storage better than most early varieties. Under normal conditions, bulbs ready 10 days ahead of Southport Yellow Globe. Color rich deep yellow. Vigorous and productive. (Pkt. 15c) (oz. 45c) (1/4 lb. \$1.40) (lb. \$4.20) postpaid.
 Not postpaid (lb. \$3.90) (5 lbs. @ \$3.60) (25 lbs. @ \$3.40)

Fiesta Hybrid 110 days. A sweet Spanish type hybrid primarily adapted to Northwestern areas. May also be used in other Sweet Spanish growing sections but in some instances maturity may be somewhat earlier. Bulbs deep globe, copper-yellow color; flesh pungent. Stores longer than regular Sweet Spanish strains. (Pkt. 20c) (oz. \$1.00) (1/4 lb. \$3.00) (lb. \$9.00) postpaid.
 Not postpaid (lb. \$8.70) (5 lbs. @ \$8.20) (25 lbs. @ \$8.00)

Red Onion SPECIAL ONION WEEDERS LISTED ON PAGE 72.

Southport Red Globe 110 days. A splendid keeper, and considered one of the best red onions. Bulbs medium large, high globe shaped; skin thick deep purplish red, small necks; flesh white with tinge of purple, fine grained. An exceptionally heavy yielder. Strong flavor. (Pkt. 15c) (oz. 45c) (1/4 lb. \$1.35) (lb. \$4.05) postpaid.
 Not postpaid (lb. \$3.75) (5 lbs. @ \$3.45) (25 lbs. @ \$3.25)



Onion White Sweet Spanish

Onion WHITE VARIETIES

Southport White Globe 110 days. A late white variety; quality is of the highest. Bulbs medium large, high globe; skin clear-white, firm, fairly mild, delicious flavor. On account of its attractive appearance this onion brings top prices on the market. Hardly as good a keeper as the colored Southport Globes. (Pkt. 15c) (oz. 55c) (¼ lb. \$1.55) (lb. \$4.60) postpaid.

Not postpaid (lb. \$4.30) (5 lbs. @ \$4.00) (25 lbs. @ \$3.80)

White Portugal or Silver Skin 100 days. The most widely used white onion. Excellent for sets, as a pickler, for green bunching and for storage; truly an all purpose variety. Bulbs medium sized flat but fairly deep; pure white flesh, fine grained and firm. A splendid keeper and a dependable cropper. (Pkt. 15c) (oz. 40c) (¼ lb. \$1.25) (lb. \$3.80) postpaid


Not postpaid (lb. \$3.50) (5 lbs. @ \$3.20) (25 lbs. @ \$3.00)

White Sweet Spanish Jumbo Strain 110 days. A very large white onion that has become popular in the Rocky Ford district because of excellent appearance and heavy yielding ability. Paper white skin—bulbs well grown 3½ to 4 inches. Thrips resistant to remarkable degree. Does not keep well enough to be used as a storage onion. Developed in Utah. (Pkt. 15c) (oz. 65c) (¼ lb. \$1.85) (lb. \$5.60) postpaid.

Not postpaid (lb \$5.30) (5 lbs. @ \$5.00) (25 lbs. @ \$4.80)

White Sweet Spanish 110 days. A better keeper than the Jumbo White Sweet Spanish but not for winter storage. Is not thrips resistant. A very heavy yielder, globular paper white bulbs, flavor very mild, size mostly 2¼ to 3¼ inches when well grown. (Pkt. 15c) (oz. 55c) (¼ lb. \$1.60) (lb. \$4.80) postpaid.

Not postpaid (lb. \$4.50) (5 lbs. @ \$4.20) (25 lbs. @ \$4.00)



For market, the leaves may be tied in small attractive bunches. Very desirable for garnishing, or if to be used for flavoring, the leaves may be dried crisp, rubbed to a powder and kept in bottles. The seed is very slow to germinate and the same method as used for starting parsnip seed should be followed. Plant $\frac{1}{4}$ oz. to 100 feet of row, or 3 lbs. per acre to a depth of not more than $\frac{1}{2}$ inch. Rows may be one to two feet apart and the plants should be thinned 4 to 8 inches apart in the row. Cutting the leaves often will improve their quality.

Parsley

Evergreen 70 days. **ALL-AMERICA SELECTION** Strong growing with large, dense, dark green foliage. Compound leaves or fronds; leaves rather coarsely cut but closely curled. Definitely more frost resistant than other varieties. Very uniform. Well adapted to both market and home garden.

(Pkt. 15c) (oz. 25c) ($\frac{1}{4}$ lb. 75c) (lb. \$2.15) postpaid.

Not postpaid (lb. \$1.85) (5 lbs. @ \$1.55) (25 lbs. @ \$1.35)

Triple Curled 75 days. Plants compact with very dark green leaves, exceedingly fine cut and curled, resembling tufts of moss. Desirable for flavoring, garnishing and for decorative purposes. Similar to Champion Moss Curled.

(Pkt. 15c) (oz. 25c) ($\frac{1}{4}$ lb. 75c) (lb. \$2.15) postpaid.

Not postpaid (lb. \$1.85) (5 lbs. @ \$1.55) (25 lbs. @ \$1.35)

Parsnip

Plant $\frac{1}{2}$ oz. to 100 feet of drill; 3 lbs. per acre. Culture same as carrot except only one very early planting is made. Cover the seed $\frac{1}{2}$ inch deep. The seeds germinate slowly. Do not allow the soil to become dry as germination will be ruined. A few lettuce seed mixed with the parsnip will come up quickly and mark the row so that you can cultivate. For the best quality, the ground should be kept moist throughout the growing season. Parsnips are improved by freezing. The tops may be removed after killing frost and the roots stored.



Ideal Hollow Crown

130 days. An improved and desirable sort, very productive. Grow enough to serve on your table from after the first freeze in the fall until late spring. Roots large, smooth, white skin, uniform in shape, tender and of the best quality. Length 12 to 14 inches, $2\frac{1}{2}$ inches thick at the shoulder, hollow crowned; uniformly tapered.

(Pkt. 15c) (oz. 20c) ($\frac{1}{4}$ lb. 60c) (lb. \$1.75) postpaid.

Not postpaid (lb. \$1.45) (5 lbs. @ \$1.15) (25 lbs. @ 95c)

Peas EARLY VARIETIES

Plant one lb. to one hundred feet of drill, 80 to 120 lbs. per acre.

For very early peas the soil should be light and warm. Prepare the seed bed in the fall and plant as early in the spring as the soil can be worked. It is best to double row about six inches apart and then leave a space of thirty inches to the next double row. Do not plant in heavy, sticky soil, as the seed will rot before germinating. Plant Early, Second Early and Late sorts for succession 1 to 2 inches deep, 1 to 3 in. apart in 24 to 36 in. rows, 20 feet of double row is required per consumer.

Alaska 58 days. The earliest garden variety, and widely used for canning purposes. Vines 28 inches, light green in color, slim. Pods, length 2½ inches, light green, blunt and plump. Seeds small, round, medium green. Resistant to Fusarium wilt. (Pkt. 20c) (½ lb. 35c) (lb. 60c) postpaid.


Not postpaid (lb. 31c) (10 lbs. @ 24c) (100 lbs. @ 19c)

Laxton's Progress 64 days. One of the earliest large podded varieties, and used extensively by shippers for this reason. Vines 15 inches, dark green, heavy. Pods 4½ inches, dark green, plump and pointed; contain 8 or more large deep green wrinkled peas. Quality excellent, splendid for home and market garden planting. (Pkt. 20c) (½ lb. 40c) (lb. 70c) postpaid.

Not postpaid (lb. 38c) (10 lbs. @ 33c) (100 lbs. @ 28c)

Little Marvel (Improved Large Podded Strain) 63 days. Vines 18 inches, dark green. Pods 3½ inches, dark green, very plump, straight, blunt ended. Seeds medium size, wrinkled and rather square. Quality is unsurpassed, a bountiful yielder and particularly valuable for the home garden and market. (Pkt. 20c) (½ lb. 40c) (lb. 70c) postpaid.

Not postpaid (lb. 40c) (10 lbs. @ 35c) (100 lbs. @ 30c)



The new Improved Large Podded Strain Little Marvel



Peas

MIDSEASON VARIETIES

Icer 95 74 days. Wilt Resistant. Attractive dark green pods, 4½ to 5 inches long; heavy walled for good shipping; contains 8 to 10 large tender, succulent peas. Vines: dark green, grow 24 inches tall.

(Pkt. 20c) (½ lb. 35c) (lb. 70c) postpaid.

Not postpaid (lb. 38c) (10 lbs. @ 33c) (100 lbs. @ 28c)

Peas Morse's No. 60

Morse's No. 60 (Wilt Resistant)


72 days. A valuable market and shipping sort. Vines 28 inches, vigorous and produce heavy crops. Pods pointed 4½ inches long, usually contain 8 to 10 large, tender, succulent peas. Somewhat resistant to Mosaic. (Pkt. 20c) (½ lb. 35c) (lb. 70c) postpaid.

Not postpaid (lb. 42c) (10 lbs. @ 37c) (100 lbs. @ 32c)

Freezonian (Wilt Resistant)

62 days. Developed specially for quick freezing from Thomas Laxton; having its famous quality and dependability, combined with huskier vines and bigger yields. Has tender, clinging skin which doesn't peel or loosen in freezing. Remains in edible condition on vine a couple of days longer than some. Vines 2½ ft.; pods 3½ in., blunt ended, 6 to 8 peas. Highest quality for home garden, canning and freezing. (Pkt. 20c) (½ lb. 35c) (lb. 65c) postpaid.

Not postpaid (lb. 35c) (10 lbs. @ 30c) (100 lbs. @ 25c)



Pepper

HOW TO GROW PEPPERS

(The number of days given is the time from setting of plants until picking of marketable green peppers. Plants set during the latter part of May.) $\frac{1}{8}$ oz. seeded direct plants 100 ft. of row, 4 oz. per acre.

One ounce of seed will produce about 2,000 plants if growing conditions are good. Allow some for safety. Sow the seed to a depth of about $\frac{1}{2}$ inch in hotbed 8 to 10 weeks before time to transplant in open field. Pepper requires more heat than tomato and we have found it advisable to soak the seed for a few hours in warm water. Then spread between damp cloths kept in a warm place until sprouts begin to appear. Plant without delay. Spray the small plants with solution of Semesan to guard against damping off.

The seed may be treated with Arasan or Semesan to protect against soil borne organisms. See page 73.

It is desirable that pepper plants be grown in beds by themselves so that the temperature may be held at a higher degree than necessary for tomato or cabbage.

Set out the plants after the ground is thoroughly warm; in this latitude during the latter part of May. Rows may be up to 3 feet apart and the plants 15 to 20 inches in the row, depending on the variety.

See page 72 for construction of hotbeds, and page 63 article on "How to Grow Tomatoes" as this will give additional information about plant growing.


Anaheim Chili 80 days. (Hot) A later variety planted extensively in the South and in California. Does well here at Rocky Ford. Used for home, market gardens, and for canning and drying. Fruits 6 to 7 inches long: 1 inch in diameter, tapered, deep green changing to bright scarlet at maturity, mildly pungent. (Pkt. 15c) ($\frac{1}{4}$ oz. 30c) (oz. 90c) ($\frac{1}{4}$ lb. \$2.65) (lb. \$7.95) postpaid.

Not postpaid (lb. \$7.65) (5 lbs. @ \$6.65)

Burrell's Rocky Ford 68 days. **ALL-AMERICA SELECTION** (Sweet) The outstanding merits of this pepper are its earliness, large size and substantial walls which make it an excellent shipping sort. Fruits large, oblong, usually $4\frac{1}{2}$ to 5 inches long and $3\frac{1}{2}$ inches in diameter. Weight, well grown, 7 to 8 ounces. Square shouldered and mostly four lobed. Earlier than California Wonder, thicker walled and heavier than Worldbeater, parents from which it has been selected. Color bright green changing to deep red. It makes a large plant that carries its fruit high enough to avoid contact with the soil. A prolific bearer; leaves large and protect peppers from sun scald. Recommended for home and market garden use as well as shipping.

(Pkt. 15c) ($\frac{1}{4}$ oz. 25c)
(oz. 75c) ($\frac{1}{4}$ lb. \$2.50)
(lb. \$7.30) postpaid.

Not Postpaid (lb. \$7.00) (5 lbs. @ \$6.00)



Pepper

California Wonder Low Bush 70 days. (Sweet) Exceptionally well bred; the earliest and most uniform stock of California Wonder that it has ever been our pleasure to grow. While the bush is low, the peppers are borne high enough on the plant to avoid contact with the soil. Most of the fruits are four lobed, green, changing to red at maturity. Average weight of fruits, 6 ounces. (Pkt. 15c) (¼ oz. 30c) (oz. \$1.00) (¼ lb. \$3.10) (lb. \$9.30) postpaid.

Not postpaid (lb. \$9.00) (5 lbs. @ \$8.00)

California Wonder 75 days. (Sweet) Outstanding shipping sort. Fruits mostly four-lobed, chunky 4½ by 4 inches, deep green becoming bright crimson. Flesh thick, flavor mild. Plants vigorous, upright, prolific. Average weight 6 oz. (Pkt. 15c) (¼ oz. 30c) (oz. 90c) (¼ lb. \$2.75) (lb. \$8.30) postpaid.

Not postpaid (lb. \$8.00) (5 lbs. @ \$7.00)

Fresno Chili 90 days. (Hot) Marketed at mature green stage, also used for pickling. Fruit borne upright, 1½ to 2½ in. long, diameter 1 in., tapering to point. Plant 24 inches high and resistant to tobacco mosaic. Very pungent. (Pkt. 15c) (¼ oz. 30c) (oz. 90c) (¼ lb. \$2.75) (lb. \$8.30) postpaid.

Not postpaid (lb. \$8.00) (5 lbs. @ \$7.00)

Yolo Wonder 75 days. (Sweet) The favorite with our trade. Tobacco mosaic resistant. Resembles California Wonder. Plants compact permitting closer planting but are also upright and vigorous with good foliage cover for protection against sunburn. Fruit is dark green, has very thick flesh and is borne pendant. Has made high yields of marketable peppers where tobacco mosaic was present and caused heavy losses in other varieties. For shipping, local market and home garden use. (Pkt. 15c) (¼ oz. 30c) (oz. 90c) (¼ lb. \$2.95) (lb. \$8.80) postpaid.

Not postpaid (lb. \$8.50) (5 lbs @ \$7.50)



Pepper

Chili Jalapeno 72 days. (Hot) Popular in Mexico and the Southwest for pickling. Fruits: 3 in. long, 1 in. diameter at shoulder, tapering to blunt rounded point; dark green turning red. (Pkt. 15c) (¼ oz. 30c) (oz. 90c) (¼ lb. \$2.75) (lb. \$8.30) postpaid.

Not postpaid (lb. \$8.00) (5 lbs. @ \$7.00)

Pumpkin

Plant 6 to 8 seeds to the hill, ¾ lb. of seed to 100 hills, 4 to 5 pounds per acre. Select a very fertile location and plant the hills eight feet apart each way, 6 to 8 seeds to the hill. Thin to one plant to the hill when the plants have 5 to 6 leaves. Cultivate often and keep free of weeds.

Connecticut Field 120 days. Extensively grown for stock feed. Fruits large, usually weighing about 15 to 25 pounds, flattened at ends; length and depth about equal. Rind hard, smooth, somewhat ribbed; deep orange in color. Flesh thick, orange-yellow, coarse and sweet. Price below.

Green Striped Cushaw 115 days. Fine both for pies and baking. Widely grown for stock feed. Fruits crook necked, weighing 10 to 12 pounds; length 18 inches; diameter of bowl 10 inches. Rind hard, thin, smooth, whitish green with darker green stripes. Flesh thick, medium coarse, cream color. Price below.

Large Sweet Cheese 110 days. Fruits round, flattened at ends; diameter 12 inches and about half as deep; weight about 10 lbs., slightly ribbed, cream colored skin. Flesh extremely thick, salmon-yellow, and quality excellent. Used extensively by canners. Price below.

Small Sugar 110 days. This is the small sweet pumpkin that has made the New England States famous for their pies. Fruits round, flattened at the ends; weight 6 pounds. Skin hard, smooth ribbed; color reddish-orange. Flesh thick, orange-yellow and excellent in quality. Is a good keeper. Price below.

Price Any Above Pumpkin

(Pkt. 15c) (oz. 25c) (¼ lb. 70c) (lb. \$2.05) postpaid.

Not postpaid (lb. \$1.75) (5 lbs. @ \$1.55) (25 lbs. @ \$1.45)

King of Mammoth 120 days. The largest pumpkin. Often grows to weigh 60 to 90 lbs. Fruits globular, slightly ribbed. Skin light yellow, varying to orange mottled, sometimes slightly netted. Flesh thick, solid, coarse but of excellent quality. Yield heavy tonnage. Is a good exhibition sort and makes good pies.

(Pkt. 15c) (oz. 25c) (¼ lb. 75c) (lb. \$2.15) postpaid.

Not postpaid (lb. \$1.85) (5 lbs. @ \$1.65) (25 lbs. @ \$1.55)

Jack-O-Lantern Like its name indicates—no Hallowe'en is complete without one. Grows about size and shape of a man's head; a little longer than wide. It is easier to carve than one that is too flat. Bright yellow and very smooth. (Pkt. 15c) (oz. 30c) (¼ lb. 85c) (lb. \$2.50) postpaid.

Not postpaid (lb. \$2.20) (5 lbs. @ \$2.00) (25 lbs. @ \$1.90)

Radish Plant 1 oz. to each 100 feet of drill, 10 to 12 pounds per acre. For the best quality, growth should be quick and continuous, which means that the soil should not be allowed to become dry. A succession of plantings should be made in order that you will always have young, crisp and tender radishes.

Cherry Belle 22 days. **ALL-AMERICA SELECTION** Resembles cherries in shape and color. Flesh white, crisp and retains good eating qualities longer than most kinds. Highly desirable for market, home use and greenhouse forcing. Tops very short. (Pkt. 10c) (oz. 15c) (1/4 lb. 45c) (lb. \$1.25) postpaid.

Not postpaid (lb. 95c) (5 lbs. @ 75c) (25 lbs. @ 65c)

Comet 25 days. Brightest colored of the scarlet bunching radishes. Shape globe, suitable for use when 1/2 inch in diameter, but will grow to larger size without becoming pithy. (Pkt. 10c) (oz. 15c) (1/4 lb. 45c) (lb. \$1.25) postpaid.

Not postpaid (lb. 95c) (5 lbs. @ 75c) (25 lbs. @ 65c)

Crimson Giant 29 days. Particularly valuable because of its slowness to become pithy. Tops medium; roots large, globular, 1 to 1 3/4 inches in diameter, deep crimson; flesh white, and is of superior quality. (Pkt. 10c) (oz. 15c) (1/4 lb. 40c) (lb. \$1.20) postpaid.

Not postpaid (lb. 90c) (5 lbs. @ 70c) (25 lbs. @ 60c)

Early Scarlet Globe (Short Top) 23 days. Well adapted both to field culture and greenhouse forcing. Tops small and just the right size for bunching. Roots 1 1/4 inches long, globular, with small tap roots. Color uniform bright scarlet, crisp, tender and of splendid quality. A leading market variety. (Pkt. 10c) (oz. 15c) (1/4 lb. 45c) (lb. \$1.25) postpaid.


Not postpaid (lb. 95c) (5 lbs @ 75c) (25 lbs. @ 65c)

Early Scarlet Globe (Medium Top) 24 days. Same as above except that tops are slightly taller and stronger; very popular with shippers. (Pkt. 10c) (oz. 15c) (1/4 lb. 40c) (lb. \$1.20) postpaid.

Not postpaid (lb. 90c) (5 lbs. @ 70c) (25 lbs. @ 60c)

Icicle 27 days. The finest of all long white radishes and the standard of excellence by which others are judged. Tops small; roots 5 to 5 1/2 inches long, slender, straight, tapered at the tip. Flesh clear, white, crisp and tender. (Pkt. 10c) (oz. 15c) (1/4 lb. 40c) (lb. \$1.20) postpaid.

Not postpaid (lb. 90c) (5 lbs. @ 70c) (25 lbs. @ 60c)





Spinach — America


Spinach

Plant to a depth of one inch in rows 16 to 20 inches apart, thin to 6 inches apart in the row. Spinach has had much attention from plant breeders and varieties are now much larger leaved, more succulent and remain in good edible condition a long time. Do not use poisonous insecticides for insect control. Pyrethrum concentrate dust insecticides are recommended. Plant 1 ounce of seed to 100 feet of drill, 15 pounds per acre.

Early Hybrid 7 (Blue Mold Resistant) First introduction

of vigorous high-yielding hybrid spinach. Combines resistance to blue mold and blight with upright growth suited to mechanical harvest. Leaves large, semi-savoyed, glossy, and dark green. Developed by Dr. Henry A. Jones of U.S.D.A. Primarily for fall planting since it bolts rapidly under long daylight and high temperature. Suited to canning, quick freeze and fresh market. (oz. 20c) (1/4 lb. 55c) (lb. \$1.60) postpaid.

Not postpaid (lb. \$1.30) (5 lbs. @ \$1.15) (25 lbs. @ \$1.05)

America 52 days.  Darkest green spinach, very long standing and attractive. Latest Savoy type 6 to 8 inches high, spreading 10 to 12 inches. (oz. 15c) (1/4 lb. 35c) (lb. \$1.05) postpaid.

Not postpaid (lb. 78c) (5 lbs. @ 58c) (25 lbs. @ 48c)

Bloomsdale Long Standing 45 days. An outstanding strain of the Savoy Leaved Spinach. Much in demand for home and market gardens. It is slow to run to seed. Plant uniform, handsome, compact with large dark green blistered and crumpled leaves. Shipped extensively from the extreme South. (oz. 15c) (1/4 lb. 35c) (lb. \$1.00) postpaid.

Not postpaid (lb. 72c) (5 lbs. @ 52c) (25 lbs. @ 42c)

Nobel (Giant Thick Leaved) 46 days. We consider this the best of the thick leaved varieties and recommend it highly for canning, as well as for home and market garden. An enormous yielder. Plants large, vigorous and spreading. Slow to form seed. Leaves huge, thick, smooth, pointed with round tip; color dark green, very tender. (oz. 15c) (1/4 lb. 35c) (lb. \$1.05) postpaid.

Not postpaid (lb. 74c) (5 lbs. @ 54c) (25 lbs. @ 44c)

New Zealand — Summer Spinach 70 days. Not a true spinach but similar when cooked. Thrives in hot, dry weather. The large spreading plants have small, thick, pointed, deep green leaves, which can be picked repeatedly throughout the season. Soak seed 24 hours in warm water, plant after ground is warm, 1 inch deep, 3-foot rows. (oz. 15c) (1/4 lb. 40c) (lb. \$1.15) postpaid.

Not postpaid (lb. 85c) (5 lbs. @ 65c) (25 lbs. @ 55c)

Salsify

For cultural instructions — see Carrot.
Plant 1 oz. per 100 ft. of row. 8 lbs. per acre.

Mammoth Sandwich Island 140 days. Many prefer Salsify to oysters; the soup from which gives off an odor exactly the same as oysters; it has much the same flavor. Roots 6 to 8 inches long, 1½ inches thick, tapering, smooth, dull white. (Pkt. 15c) (oz. 40c) (¼ lb. \$1.25) (lb. \$3.70) postpaid.

Not postpaid (lb. \$3.40) (5 lbs. @ \$3.10)

HOW TO GROW SQUASH

The Summer and Italian Squash we offer are all bush in habit of growth. Use the same culture as for cucumbers. See page 24. Plant ¼ lb. of seed to 100 hills, 4 pounds per acre, hills 3 feet apart each way. Winter and Autumn Squash are trailing, or vining, and culture same as for pumpkins. Sow 8 ounces to 100 hills, 3 lbs. per acre, hills 5 to 8 feet apart each way.

Use Marlate Insecticide for control of cucumber beetles.

OUR SQUASH SEED

Our fields are well separated to prevent cross-pollination, this being an important item in the growing of squash seed, as they will mix at a much greater distance than any other vegetable. No grower uses more care in the production of his stock.



A couple of plants Squash
Black Zucchini

Squash Italian Varieties

Cocozelle 65 days. Plants bush; fruits weigh 4 pounds at maturity and are 15 to 20 inches long, 4½ inches through the thickest part, cylindrical, straight and smooth. Color dark green with faint light green stripes changing to yellow. Flesh firm, greenish white; the very young fruits are marketed. (Pkt. 15c) (oz. 20c) (¼ lb. 70c) (lb. \$2.10) postpaid.

Not postpaid (lb. \$1.80) (5 lbs. @ \$1.60) (25 lbs. @ \$1.50)

Zucchini Black 62 days. We recommend our Black Zucchini to California growers. Plant is of bush type. Fruits at maturity, 12 to 15 inches long, 5 inches in diameter, cylindrical, long, smooth, dark green-black. Flesh greenish white and of good flavor. (Pkt. 15c) (oz. 30c) (¼ lb. 80c) (lb. \$2.40) postpaid.

Not postpaid (lb. \$2.10) (5 lbs. @ \$1.90) (25 lbs. @ \$1.80)

Squash Summer Varieties

Dwarf Summer Crookneck 50 days. Southern planters will find our stock of this highly desirable because of its uniform size and color. Fruits are attractively warty, become 10 inches long and 3½ inches through the bowl at maturity. Neck curved, skin bright orange-yellow. Good for home and market garden use; yields heavily. (Pkt. 15c) (oz. 20c) (¼ lb. 65c) (lb. \$1.95) postpaid.

Not postpaid (lb. \$1.65) (5 lbs. @ \$1.45) (25 lbs. @ \$1.35)

Early Prolific Straightneck 50 days. ALL-AMERICA SELECTION Plants' compact bush permits close planting. The fruits are straight, smooth and of a delicate creamy color. Can be used when 4 to 5 inches long and until 12 inches long under good growing conditions. Plant is bush in type. A prolific yielder and money-maker for shippers and market growers. (Pkt. 15c) (oz. 25c) (¼ lb. 75c) (lb. \$2.15) postpaid.

Not postpaid (lb. \$1.85) (5 lbs. @ \$1.65) (25 lbs. @ \$1.55)

Early White Bush Scallop 53 days. The standard Summer Scalloped squash, extensively used by shippers as well as for home and market garden planting. Vines are bush type, mature fruits 3 inches thick, 8 inches in diameter, round flattened, smooth with edges scalloped. Weight 2½ lbs. Our strain is remarkably uniform. Color when young bright green, changing to pure white at maturity. (Pkt. 15c) (oz. 25c) (¼ lb. 70c) (lb. \$2.05) postpaid.

Not postpaid (lb. \$1.75) (5 lbs. @ \$1.55) (25 lbs. @ \$1.45)

One of our seed fields of Squash Early Prolific Straightneck



Squash

Autumn and Winter Varieties



Squash Butternut

Butternut 95 days. Popular for pies and baking. Developed from one of the Cushaws. Fruits 3 to 4 lbs., 8 to 10 inches long. Neck thick and straight terminating in round bowl at blossom end. Neck solid fine grained flesh of excellent table quality. Rind thin and tough. Stores well. (Pkt. 15c) (oz. 25c) (1/4 lb. 80c) (lb. \$2.40) postpaid.

Not postpaid (lb. \$2.10) (5 lbs. @ \$1.90) (25 lbs. @ \$1.80)

Hubbard, Warted

110 days. Heavily warted; weight about 12 pounds, dark slate green. Flesh deep orange-yellow, dry and sweet. Keeps exceptionally well. (Pkt. 15c) (oz. 25c) (1/4 lb. 75c) (lb. \$2.30) postpaid.

Not postpaid (lb. \$2.00) (5 lbs. @ \$1.80) (25 lbs. @ \$1.70)

Hubbard, Improved Green 105 days. Weight about 9 pounds; pointed at both ends, moderately warted. Rind dark bronze green, tough and hard. Flesh very thick, orange-yellow, sweet and dry. (Pkt. 15c) (oz. 25c) (1/4 lb. 75c) (lb. \$2.30) postpaid.

Not postpaid (lb. \$2.00) (5 lbs. @ \$1.80) (25 lbs. @ \$1.70)

Table Queen 85 days. Also known as Acorn. An individual sized squash desirable for baking. Popular for home, market garden and shipping. Vines trailing; fruits acorn-shaped, ribbed, smooth, thin-shelled, dark green, length 5 1/2 in., diameter 4 1/2 in. Flesh light yellow, bakes dry and sweet. (Pkt. 15c) (oz. 25c) (1/4 lb. 70c) (lb. \$2.05) postpaid.

Not postpaid (lb. \$1.75) (5 lbs. @ \$1.55) (25 lbs. @ \$1.45)

Royal Acorn 85 days. (Mammoth Table Queen.) 2 inches broader and 2 inches longer than Table Queen. For best baking quality fruits should be left to mature until shell is hard. (Pkt. 15c) (oz. 25c) (1/4 lb. 70c) (lb. \$2.10) postpaid.

Not postpaid (lb. \$1.80) (5 lbs. @ \$1.60) (25 lbs. @ \$1.50)



OUR TOMATO SEED

Our tomato seed certainly must have "something on the ball" because sales are so heavy in the larger tomato shipping districts. With probably no other vegetable is the value of high altitude growing of the seed and the natural selection for earliness and hardiness so well demonstrated.

HOW TO GROW TOMATOES

In many areas tomato seed is drilled in the field at the rate of $\frac{1}{2}$ to $\frac{2}{3}$ lb. per acre: Planting depth about $\frac{1}{2}$ to $\frac{3}{4}$ inch. The stand is thinned to same spacing as when transplanted. Use one ounce of seed for 2000 to 3000 plants. $\frac{1}{8}$ oz. will sow 100 ft. of row seeded direct. Seed may be treated with Arasan or Semesan (see page 73) for disinfecting.

Seed may be planted in the hotbed or in flats in the greenhouse about six weeks before transplanting to the field. For small gardens plants may be started in a shallow box; see (D) page 94. When seedlings reach height of about one inch they may be transplanted into larger boxes, hotbed or cold frame and spaced 4 inches apart.

Blocking will cause the roots to branch and hold the soil together so plants can be moved without disturbing roots. Plants should be 4 inches apart both ways allowing the soil to be cut with a knife between the plants. About 10 days before setting out, the first cut is made midway between the plants in one direction only. Three days later cut the other direction to divide soil into squares. Water heavily after each cutting.

Transplant small vine varieties 4x4 feet and those with large vines 5x5 feet or more. (Chart on page 3 gives required plants per acre). In transplanting use care in taking up plants to avoid injury. Harden plants by letting them get quite dry a day or two before pulling but apply abundance of water a few hours before transplanting.

If possible, avoid transplanting on a hot day or immediately after rain. Apply ample water to each plant as it is set and if needed apply additional water for several days. Set plants deep (about two-thirds of the stem).

One copious watering is better than many sprinklings. Avoid sprinkling leaves while they are exposed to bright sun. Too much watering or rainfall during growing season may result in excessive vine growth and light sets of fruit.

Training and pruning of vines is practiced by growers in certain areas. While pruned plants may yield cleaner and more perfectly formed fruit of larger size it is up to the individual to decide whether these advantages will offset the added expense.

Some Southern growers have found it advantageous to plant about half as many hills of corn in the field as there are tomato plants. This provides much needed shade and guards against hot winds. Another method is to sow several double rows of corn through the field planted at the best angle for maximum shade. Some fields are staked and pole beans grown instead of corn.

Spraying or dusting on a strict schedule is necessary in some localities to combat insects and disease. Marlate (Methoxychlor) is valuable for control of flea beetles, tomato fruit worm and pin worm. Fungicides such as Captan (see Orthocide Garden Fungicide, page 74) help control many diseases.

Psyllid, a minute insect often attacks tomatoes and can cause permanent damage. They cause leaves to turn gray and roll but there is no wilting. Thorough application of dusting sulphur, 35 pounds or more per acre depending upon size of vines will give good control. Do not allow sulphur to drift on other kinds of plants.

Tomato

Our "Super Select" seed is the same grade we plant to produce seed.

SUPER SELECT TOMATO SEED

**For Greenhouse Growers and Market Growers Wishing
the Best Selection of Tomato Seed**

The growing of tomatoes in greenhouses for the fancy winter market requires a rather heavy initial investment and maintenance expense in addition to more than the usual labor and skill on the part of the grower. Growing under these conditions requires absolutely dependable seed. To meet this demand, we offer our Super Select grade of tomato seed. We stake and save seed from a few of the very finest plants we are able to find in our seed fields, which in turn have been grown from the finest possible selection of line bred stock seed.

We offer Burrell's Super Select grade of the following varieties:

Earlypak, Firesteel, Grandpak, Grothen's Globe, Homestead No. 2, Marbon, Improved Pearson, Pearson "B", Pinkshipper, Rutgers, Super Sioux. (Pkt. 50c) (1/4 oz. \$1.50) (oz. \$5.00) (1/4 lb. \$18.00) (lb. \$70.00) postpaid. When ordering Super Select Grade please be sure to specify variety.

Ace 88 days. Canning type developed by Campbell Soup Co. Produces large red fruit, semi-globe, medium firm with thick walls and very good interior color; uniform ripening. Vine medium large and very productive. Adapted for Western areas and should not be used in other sections without trial. (Pkt. 20c) (1/4 oz. 35c) (oz. \$1.05) (1/4 lb. \$3.45) (lb. \$10.30) postpaid.

Not postpaid (lb. \$10.00) (5 lbs. @ \$9.00)

Bounty has been replaced by Red Cloud, page 70.

Canner's Jewel — Blood Red Flesh 75 days. This was developed in the Rocky Ford district for canning use. Yields abundantly, large, very smooth, deep red fruits. The skin is thick and peels well. Flesh firm and walls thick. Its outstanding characteristic is the very deep blood red color, which is carried clear through the tomato. Nearly globe in shape and only slightly flattened. While this is primarily a canning sort, you will find it excellent for slicing. Average weight of fruits 6 to 7 oz. Makes tomato juice with a brilliant color and zippy tang that calls for more. (Pkt. 15c) (oz. 75c) (1/4 lb. \$2.45) (lb. \$7.30) postpaid.

Not postpaid (lb. \$7.00) (5 lbs. @ \$6.00) (25 lbs. @ \$5.50)

Earliana No. 498 64 days. Undoubtedly the best of the Earliana class, because the fruits are so much more solid, and will, to a certain extent, stand marketing; also larger and more nearly globe in shape. Color deep, scarlet red; fruits smooth; average weight 5 to 6 ounces. (Pkt. 20c) (oz. 85c) (1/4 lb. \$2.80) (lb. \$8.30) postpaid.

Not postpaid (lb. \$8.00) (5 lbs. @ \$7.00)

Tomato

Ace, Earlypak, Grandpak, J. Moran & Pearson are especially adapted for the West.

Tomato Earlypak — Bill Burrell

Earlypak 84 days. Vines determinate and compact, abundant foliage affording ample protection to fruit. Heavy yielding and somewhat more concentrated in maturity than most shipping types. Fruits ideal size and shape for shippers — 2¾" diameter by 2½" depth, globular, smooth, firm with thick walls, and slight blossom scar. Exterior color deep, bright scarlet. Because of production and concentration may prove a good canner as well as shipper.

BURRELL'S SELECT GRADE: (Pkt. 20c) (¼ oz. 40c) (oz. \$1.25) (¼ lb. \$4.10) (lb. \$12.30) postpaid.

Not postpaid (lb. \$12.00)
(5 lbs. @ \$11.00) (25 lbs. @ \$10.50)

STANDARD GRADE: (Pkt. 15c) (oz. 85c) (¼ lb. \$2.80) (lb. \$8.30) postpaid.

Not postpaid (lb. \$8.00)
(5 lbs. @ \$7.00) (25 lbs. @ \$6.50)



Earlypak No. 7 81 days. California and Southern Colorado growers for the green wrap trade should find this an outstanding strain. It is also a promising variety for canning. Closely resembles Earlypak from which it was selected for slightly larger fruit and matures about three days earlier.

BURRELL'S SELECT GRADE: (Pkt. 20c) (¼ oz. 40c) (oz. \$1.25) (¼ lb. \$4.10) (lb. \$12.30) postpaid.

Not postpaid (lb. \$12.00) (5 lbs. @ \$11.00) (25 lbs. @ \$10.50)

STANDARD GRADE: (Pkt. 15c) (oz. 85c) (¼ lb. \$2.80) (lb. \$8.30) postpaid.

Not postpaid (lb. \$8.00) (5 lbs. @ \$7.00) (25 lbs. @ \$6.50)

Early Giant Hybrid 70 days. Unusually large, deep red fruit for a true first generation F₁ hybrid plus a heavy early yield. Plant vigorous. University trial ground reports show excellent performance in widely separated areas. (Pkt. \$1.00) (⅛ oz. \$3.25) (½ oz. \$13.00) (oz. \$25.00) (¼ lb. \$83.35) (lb. \$250.00) postpaid.

Tomato

Northern growers should try Red Cloud and Firesteel

Early Jersey 62 days. A small vined self-topping sort with good foliage and may be planted 40 inches by 40 inches. Yields heavily of smooth, globe, red fruits. This is much on the order of Firesteel and we suggest trial plantings to see if suited to your locality. It is the result of a cross of Victor and Rutgers. (Pkt. 15c) (oz. 85c) (1/4 lb. \$2.40) (lb. \$8.30) postpaid.

Not postpaid (lb. \$8.00) (5 lbs. @ \$7.00)

Firesteel 68 days. Vine small and may be planted 40 inches by 40 inches. The outstanding feature is its ability to set extremely heavy crops; and will do this better than most varieties when subjected to hot windy weather. One of the best for Nebraska, Kansas, Oklahoma and northern Texas. Fruits smooth, mostly globe, some slightly flattened, bright-scarlet; weight of fruit, 5 to 6 ozs.

BURRELL'S SELECT GRADE: (Pkt. 20c) (1/4 oz. 35c) (oz. \$1.05) (1/4 lb. \$3.45) (lb. \$10.30) postpaid.

Not postpaid (lb. \$10.00) (5 lbs. @ \$9.00)

STANDARD GRADE: (Pkt. 15c) (oz. 85c) (1/4 lb. \$2.80) (lb. \$8.30) postpaid.

Not postpaid (lb. \$8.00) (5 lbs. @ \$7.00)


Grandpak 93 days. Vines compact and determinate but more vigorous than Earlypak. Fruits: deep red, large, globular, smooth, very little blossom end scar and well filled to stem. Thick walled, good interior quality. Medium early, shipper or canner.

BURRELL'S SELECT GRADE: (Pkt. 25c) (1/4 oz. 45c) (oz. \$1.35) (1/4 lb. \$4.45) (lb. \$13.30) postpaid.

Not postpaid (lb. \$13.00) (5 lbs. @ \$12.00) (25 lbs. @ \$11.50)

STANDARD GRADE: (Pkt. 20c) (oz. \$1.05) (1/4 lb. \$3.45) (lb. \$10.30) postpaid.

Not postpaid (lb. \$10.00) (5 lbs. @ \$9.00) (25 lbs. @ \$8.50)



GRANDPAK

EARLYPAK

These new "PAKS" are particularly adapted for California and Southern Colorado. They should perform well in other areas where Pearson is satisfactory.

Tomato

Marbon, Pearson, Rutgers. Three favorite shippers.

Grothen's Globe 70 days. A very early maturing beautiful red tomato. The center is slow to ripen and the walls heavy and solid, making it an excellent shipping sort. Color and size about like Marglobe but at least a week earlier. It resembles Break O'Day. However, foliage and color are better. A heavy producer. Fruits smooth and will pack a large percent "fancy". Average weight of fruit 6 to 7 oz.

BURRELL'S SELECT GRADE: (Pkt. 20c) (¼ oz. 35c) (oz. \$1.05) (¼ lb. \$3.45) (lb. \$10.30) postpaid.

Not postpaid (lb. \$10.00) (5 lbs. @ \$9.00) (25 lbs. @ \$8.50)

STANDARD GRADE: (Pkt. 15c) (oz. 85c) (¼ lb. \$2.80) (lb. \$8.30) postpaid.

Not postpaid (lb. \$8.00) (5 lbs. @ \$7.00) (25 lbs. @ \$6.50)

Gulf State Market 77 days. Purplish-pink shipping sort. Fruits are large and uniform. Skin tough; flesh rich deep blood red; shape almost true globe. Entirely free from cracks and blemishes around the blossom end. Its beautiful color carries well to the stem after picked. Most popular in Tennessee. Average weight of fruits 6 to 7 oz. (Pkt. 15c) (oz. 90c) (¼ lb. \$2.95) (lb. \$8.80) postpaid.

Not postpaid (lb. \$8.50) (5 lbs. @ \$7.50)

Homestead 83 days. Developed by U.S.D.A. in South Carolina from Victor, Pan-America and Rutgers. Not quite as large as Rutgers, fine deep scarlet, smooth, globe, firm and with thick walls. Plant somewhat compact and is resistant to wilt. A fine green-wrap shipper. (Pkt. 15c) (oz. 90c) (¼ lb. \$2.95) (lb. \$8.80) postpaid.

Not postpaid (lb. \$8.50) (5 lbs. @ \$7.50) (25 lbs. @ \$7.00)

Homestead No. 2 83 days. Selected at Homestead, Fla., for larger fruits. Plants compact; more uniform than the original Homestead. An excellent green-wrap red tomato. Productive and wilt resistant.

BURRELL'S SELECT GRADE: (Pkt. 20c) (¼ oz. 35c) (oz. \$1.05) (¼ lb. \$3.45) (lb. \$10.30) postpaid.

Not postpaid (lb. \$10.00) (5 lbs. @ \$9.00) (25 lbs. @ \$8.50)

STANDARD GRADE: (Pkt. 15c) (oz. 90c) (¼ lb. \$2.95) (lb. \$8.80) postpaid.

Not postpaid (lb. \$8.50) (5 lbs. @ \$7.50) (25 lbs. @ \$7.00)

Hybrid Giant King Midseason. This is said to be the largest F₁ Hybrid Tomato in America. Surprisingly early for such a large-fruited variety. (Pkt. \$1.00) (⅛ oz. \$3.25) (½ oz. \$13.00) (oz. \$25.00) (¼ lb. \$83.35) (lb. \$250.00) postpaid.

When ordering ½ pound quantities use half of the one pound price. Save by ordering 2 lbs. or more in pound lots at "not postpaid" prices and adding postage as shown on pages 95 and 96. We refund any overpayment of transportation charges.

Tomato

Days to maturity represents time from transplanting to the open field as grown here at Rocky Ford.



Marbon 68 days. If we were limited to growing only one tomato variety this would be our choice. Adapted to a wider range of growing conditions than any kind we know. Favorable features include earliness, size, globular shape and excellent red color. Recommended for canning, shipping and home garden. Similar to Stokesdale.

BURRELL'S SELECT GRADE: (Pkt. 20c) (¼ oz. 35c) (oz. \$1.05) (¼ lb. \$3.45) (lb. \$10.30) postpaid.

Not postpaid (lb. \$10.00) (5 lbs. @ \$9.00) (25 lbs. @ \$8.50)

STANDARD GRADE: (Pkt. 15c) (oz. 85c) (¼ lb. \$2.80) (lb. \$8.30) postpaid.

Not postpaid (lb. \$8.00) (5 lbs. @ \$7.00) (25 lbs. @ \$6.50)

Meaty Marglobe 78 days. As the name implies, the flesh is thick and meaty, seed cavities smaller, heavier cross-sections and heavier wall. In addition to being resistant to Fusarium Wilt, growers will find it is not inclined to puff. Average weight of fruits 6 to 7 oz. (Pkt. 15c) (oz. 90c) (¼ lb. \$2.95) (lb. \$8.80) postpaid.

Not postpaid (lb. \$8.50) (5 lbs. @ \$7.50)

J. Moran 95 days. An outstanding variety for green shipping and canning. Late sets of fruit hold large size. Except for slightly larger and flatter fruit J. Moran closely resembles Pearson Improved. (Pkt. 20c) (¼ oz. 35c) (oz. \$1.05) (¼ lb. \$3.45) (lb. \$10.30) postpaid.

Not postpaid (lb. \$10.00) (5 lbs. @ \$9.00)

Pinkshipper 79 days. (new) Probably the first important development in pink tomatoes for many years. Highly resistant to fusarium wilt with smooth globular fruit. Introduced by the U.S.D.A. Plant Industry Station, Beltsville, Maryland from parentage including Pan America, Gulf State Market, Marvelosa and Marglobe. Vine habit indeterminate. May be used for field or greenhouse culture. (Pkt. 20c) (¼ oz. 35c) (oz. \$1.05) (¼ lb. \$3.45) (lb. \$10.30) postpaid.

Not postpaid (lb. \$10.00) (5 lbs. @ \$9.00)

Tomato

Days to maturity represents time from transplanting to the open field as grown here at Rocky Ford.

Pearson, Improved


90 days. A popular California sort primarily intended for canning, although used extensively for shipping also. Main crop in season; plants determinate with ample foliage for proper fruit protection. Fruits medium large, semiglobe and of good red color. Skin very tough. Our experience with this sort leads us to believe it one of the heaviest yielders yet introduced. For this reason and because of its large, solid fruit it has become the favorite shipping sort in the Rocky Ford district. This is a special item with us and our stock doesn't take a back seat for any we have tried.

BURRELL'S SELECT GRADE: (Pkt. 20c) (¼ oz. 40c) (oz. \$1.25) (¼ lb. \$4.10) (lb. \$12.30) postpaid.

Not postpaid (lb. \$12.00) (5 lbs. @ \$11.00) (25 lbs. @ \$10.50)

STANDARD GRADE: Same description as above. Saved from good fruits grown especially for seed from our stock seeds. (Pkt. 15c) (oz. 85) (¼ lb. \$2.80) (lb. \$8.30) postpaid.

Not postpaid (lb. \$8.00) (5 lbs. @ \$7.00) (25 lbs. @ \$6.50)



Pearson "B"

84 days. An early Pearson with less core. Yields a heavy first picking and maintains uniformly large fruit size throughout the season; although fruits are hardly as large as our own strain of Improved Pearson. Is very high in solids; being heavier than most tomatoes, meaty and firm. Resistant to Verticillium wilt. (Pkt. 20c) (¼ oz. 40c) (oz. \$1.20) (¼ lb. \$3.75) (lb. \$11.30) postpaid.

Not postpaid (lb. \$11.00) (5 lbs. @ \$10.00) (25 lbs. @ \$9.50)

Tomato

Rutgers is one of our specialities and we know of no stock of this variety which we think is as good as ours. Try it in comparison with any you may choose.

Red Cloud 60 days. You can be eating tomatoes out of your garden in mid-July from plants set out early in May and in full production by August 1st. Unbelievably early, vine dwarf. Fruits: firm, smooth, meaty, medium sized and just right for slicing and home canning. (Pkt. 15c) (oz. 80c) (1/4 lb. \$2.60) (lb. \$7.80) postpaid.

Not postpaid (lb. \$7.50) (5 lbs. @ \$6.50)

Rutgers 80 days. While primarily a canning variety and enjoying wide acceptance for this use, some shipping districts especially in Texas like it for the green wrap trade, where it has become the favorite shipping sort. Ripens from the inside out making it especially desirable in the manufacturing of juice, soup, catsup and puree. Fruits highly colored, nearly globe in shape; weight about eight ounces, often more. Vines large, and very erect giving ample protection to the fruits. Outstanding in vigor, size and productiveness. Fairly resistant to Fusarium Wilt.

BURRELL'S SELECT GRADE: (Pkt. 20c) (1/4 oz. 35c) (oz. \$1.05) (1/4 lb. \$3.45) (lb. \$10.30) postpaid.

Not postpaid (lb. \$10.00) (5 lbs. @ \$9.00) (25 lbs. @ \$8.50)

STANDARD GRADE: (Pkt. 15c) (oz. 75c) (1/4 lb. \$2.45) (lb. \$7.30) postpaid.

Not postpaid (lb. \$7.00) (5 lbs. @ \$6.00) (25 lbs. @ \$5.50)

Bill Burrell, who is in charge of seed improvement shows the type of Rutgers Tomatoes we put through the seed thresher. Rocky Ford is without peer in production of quality tomato seed and we are determined that none shall be better than that grown by "BURRELL."



Tomato Super Sioux

Days to maturity represents time from transplanting to the open field as grown here at Rocky Ford.

70 days. A red-fruited variety developed from All Red × Stokesdale at the Nebraska Experiment Station. Plant relatively open, with finely-divided leaves; fruits of medium size, almost globular, thick walled and practically free from hard core, juicy with good acid flavor. This variety possesses the uniform ripening factor. (Pkt. 15c) (oz. 90c) (¼ lb. \$2.95) (lb. \$8.80) postpaid.

Not postpaid (lb. \$8.50) (5 lbs. @ \$7.50)

Wiltmaster

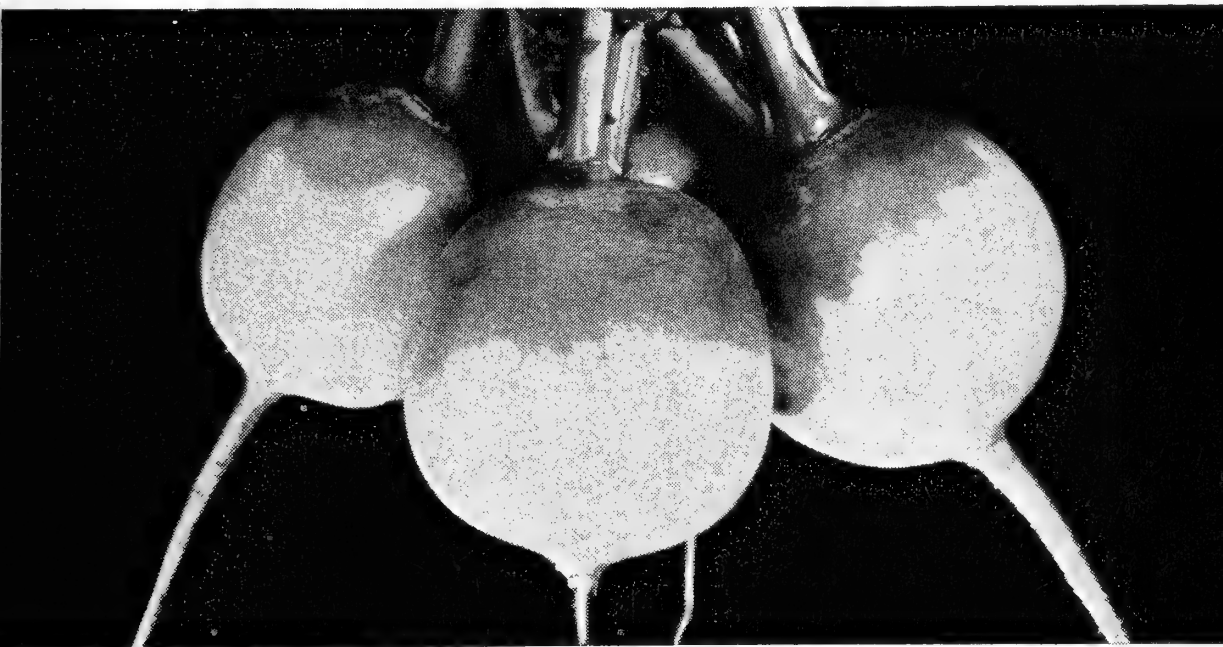
81 days. One of the most resistant of all tomatoes to wilt; its blood red flesh rivals that of Cannons Jewel in color. Quality is excellent and flavor only mildly acid. Originated by Prof. Brasher from a Southland and Rutgers cross. Fruits resemble Rutgers but slightly larger, flattened globe, smooth, and blossom scar small. Of interest for canning and local markets in East and Midwest because of its earliness, productivity and wilt immunity. (Pkt. 20c) (¼ oz. 35c) (oz. 95c) (¼ lb. \$2.95) (lb. \$8.80) postpaid.

Not postpaid (lb. \$8.50) (5 lbs. @ \$7.50)

Wisconsin No. 55

75 days. Well liked as a canner because of excellent deep scarlet interior. Plants leafy, upright, vigorous, with some resistance to blight and blossom end rot. Fruits medium large, slightly flattened, scarlet. Also adapted to local market use. (Pkt. 15c) (¼ oz. 30c) (oz. 85c) (¼ lb. \$2.75) (lb. \$8.20) postpaid.

Not postpaid (lb. \$7.90) (10 lbs. @ \$6.90) (25 lbs. @ \$6.40)



Turnip

Culture similar to Beets. Do not plant Turnips too thickly. One pound of seed is sufficient for an acre if sown broadcast. ½ oz. drills 100 ft. of row.

Purple Top White Globe

55 days. Standard home, market garden and shipping variety for table use. Tops medium, compact, cut-leaved. Roots globular, smooth, bright purplish red above, white below, become 5 to 6 inches diameter; flesh white, firm; fine grained and tender when young. (Pkt. 10c) (oz. 15c) (¼ lb. 35c) (lb. \$1.05) postpaid.

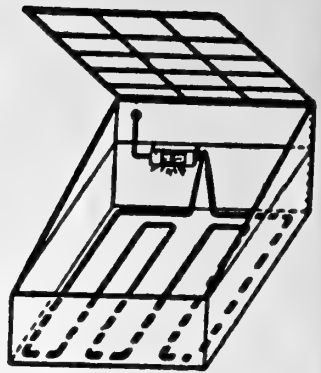


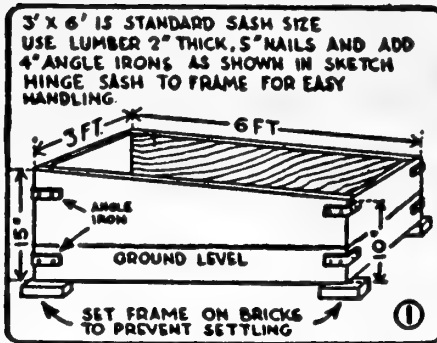
Not postpaid (lb. 75c) (5 lbs. @ 55c) (25 lbs. @ 45c)

Rutabaga

American Purple Top

90 days. A good dependable variety used for storage and shipping. Roots large, globe shaped with small neck and tap root. Skin yellow with purple top. Flesh light yellow, firm, tender and crisp. (Pkt. 10c) (oz. 15c) (¼ lb. 35c) (lb. \$1.10) postpaid.

Not postpaid (lb. 80c) (5 lbs. @ 60c) (25 lbs. @ 50c)



⑤

Electric Heater Cable is conveniently installed, economical and very satisfactory when properly used.

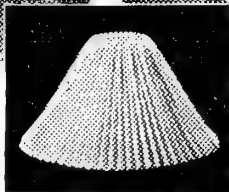

GRO-QUICK ELECTRIC SEED BED HEATER

(Colorado customers should add 2% sales tax)

- Junior Complete with 40 foot cable and thermostat for 3 x 6 bed or 20 square feet (200 watt) Prepaid \$6.75
- Senior Complete with 80 foot cable and thermostat for 6 x 6 bed or 40 square feet (400 watt) Prepaid 9.00
- Junior Cable only Prepaid 2.25
- Senior Cable only Prepaid 4.50

Thermostat should be used to control temperature; however one thermostat will handle 4 Junior Cables or 2 Senior Cables.

The heavily insulated cables are buried as shown in figure 5 and thermostat plugged into an ordinary household current outlet. Complete instructions are sent for installation and operation.



Plant Covers

Complete instructions for use are sent with each order for Crinkle Plant Covers.

Crinkle Plant Covers are probably the strongest paper plant protectors. Recommended for starting almost any of the vegetables or flowers, but especially adapted to vining plants such as melons and tomatoes. Try them for starting flowers. (25 packaged

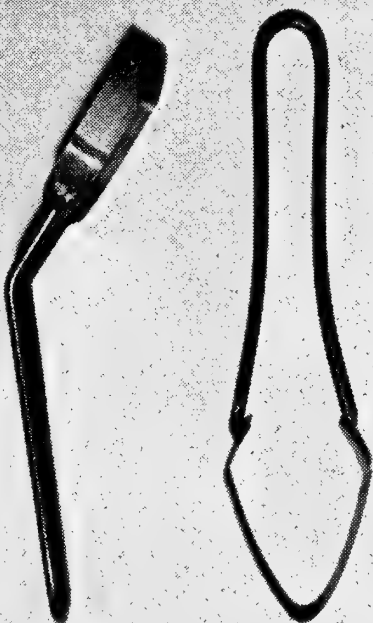
with setter 85c) (100 packaged with setter \$2.50). (Write for prices in larger quantities.)

Colorado customers should add 2% sales tax

Onion Weeders

Here in the Rocky Ford district, many thousands of these weeders are used by commercial vegetable growers. These are superior to a hoe, and better than any small hand weeder we have ever seen for thinning and weeding onion, carrot, and small tender plants or flowers. The blade is of spring steel, attached to a substantial handle. Weight 4 oz. each.

POINTED OR SQUARE WEEDER. (Please advise type wanted) (75c Each) (6 or more @ 70c) postpaid.




Dusting Machines

Root Junior Plunger Duster Model P1

A light-weight,

low priced, durable garden duster for small gardens. One adjustment directs flow of the dust downward and the other allows dusting underside of leaves. Price: \$3.00 each postpaid.

Colorado customers should add 2% sales tax



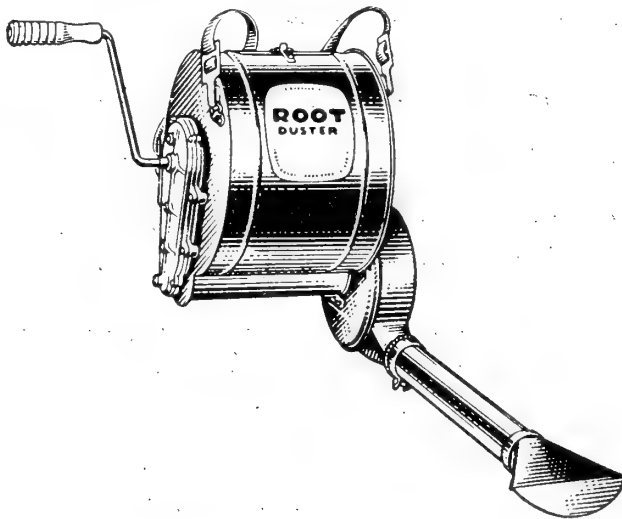
Root Jumbo Plunger Duster Model P2

Length 30½ in-

ches. Capacity 1 pound. For larger gardens. Price: \$3.75 postpaid.

Root Rotary Duster

A popular crank duster for small acreage crops. High velocity and uniform dust discharge to front or rear. Adjustable, one to 20 pounds per acre. Operates with unusual ease. Oil-filled housing encases machine cut gears; Oilite bearings; 5 blade fan. Hopper capacity 5 to 12 pounds. Has necessary tubes and nozzle. Price: \$37.82 prepaid. (Colorado customers add 2% sales tax.) No. 98 "Y" attachment for two-nozzle dusting—\$3.35 extra.



Seed Disinfectants

Arasan

Used for treating vegetable and flower seed—has two-way action; as disinfectant generally destroys surface seed-borne organisms and as a protectant against soil-borne organisms reduce loss from seed decay and damping off. (1 oz. pkg. 60c) (8 oz. can \$1.50) postpaid.

Colorado customers should add 2% sales tax

Semesan

For treating vegetable and flower seeds and bulbs. Generally preserves seed against rotting in cold, wet soils; controls damping-off or seedling blight and certain seed-borne diseases. (4 oz. can \$2.50) (12 oz. can \$5.95) postpaid.

Colorado customers should add 2% sales tax

Insecticides & Seed Disinfectants Sold Only in U.S.A.

Insecticide

Malathion Dust 5%

Meets the need for a highly effective insecticide at reasonable cost to control Aphids (plant lice). Particularly good for use on Cantaloupe, Cucumber and Watermelon. Widespread testing has proved that Malathion controls more kinds of pests than any other single garden insecticide. In addition to Aphids it controls spider mites, scales, plus a wide range of other sucking and chewing insects including leaf miners, mealybugs, cabbage worms, fruit moths and bean beetle.

Not prepaid — (4 lb. bag \$1.85) (50 lb. bag \$15.00)

Du Pont Marlate (50% Technical Methoxychlor)

A wettable powder. It is less toxic to warm blooded animals than DDT having a toxicity like rotenone. It is safe on plants subject to injury from DDT. Controls a wide range of insect pests, especially on vegetable crops where toxic residues present a marketing problem. It has a long residual action like DDT. **We suggest use of this on vine crops.**

Uses—For controlling codling moth, oriental fruit moth, cherry fruit worm, Japanese beetle, asparagus beetle, cucumber beetles, melon worms, Mexican bean beetle, cabbage worms, bean leaf-hopper, flea beetles, Colorado potato beetle, and flies on livestock and in buildings.

Suggested as final spray on apples as it can be used after it is necessary to discontinue DDT.

NOT PREPAID—(8 oz. canister, \$1.00) (4 lb. bag, \$4.00) (100 lb. drum, \$95.00) by express or freight collect or if by mail add sufficient for postage.

Colorado customers should add 2% sales tax

1% Rotenone Dust We recommend this safe to use yet highly effective insecticide. Controls most insects that attack vegetables including aphids, cabbage worms and loopers, striped cucumber beetles, young squash bugs, vine borers and bean beetles.

NOT PREPAID—Add postage or have us send freight collect on 50 lbs. or more. (1 lb. 69c) (4 lbs. \$1.75)

(Colorado customers should add 2% sales tax)

6% Chlordane Dust Powerful new insecticide acts as a stomach and contact poison or as a fumigant. Will satisfactorily control most insects such as corn borers, roaches, ants, horn worm and various beetles; also cut-worms, grasshoppers, thrips, and sowbugs.

NOT PREPAID—(1 lb. 65c) (4 lbs. \$1.65)

Colorado customers should add 2% sales tax

Fungicide

Orthocide Garden Fungicide Versatile new organic fungicide gives safe, effective control of many fungus diseases on fruit trees, lawns, ornamentals as well as vegetables and flowers. Protects against scab, rot, leaf spot, blight, mildew and damping off on a wide variety of crops. Compatible with most insecticides. Contains 50% Captan. Economical to use as ½ pound makes up to 25 gallons of diluted spray.

PRICE: (½ lb. \$1.40) postpaid.

INSECTICIDES AND FUNGICIDES SOLD ONLY IN U.S.A.



We offer on the following pages a list of worthwhile flowers of the sorts that are grown from seed. You will enjoy a flower garden. Plant one.

The following symbols are used in connection with each item:

A—Annual: The plants live and bloom one season only.

B—Biennial: The plants live two seasons, often blooming only the second year.

P—Perennial: The plants usually live from year to year.

H—Hardy: Plants that are easily grown and resist average seasonal extremes of temperature.

H-H—Half-Hardy.

T—Tender.

Approximate height of each plant is also given.

Our packets of flower seed usually cost less and often contain more seed.

FLOWERS BEST ADAPTED TO VARIOUS USES

For Cut Flowers

Antirrhinum (Snapdragon)
Aster
Calendula
Calliopsis
Candytuft
Carnation
Centaurea
Chrysanthemum
Clarkia
Columbine
Coreopsis
Cosmos
Delphinium
Dianthus
Digitalis (Foxglove)
Gaillardia
Gypsophila
Lupin
Marigold
Matricaria
Nasturtium
Poppy, Iceland
Shasta Daisy
Stock
Sweet Peas
Zinnia

For Fragrance

Alyssum
Candytuft
Carnation
Centaurea
Stock
Sweet Peas
Sweet William

For Window Boxes

Antirrhinum
Candytuft
Geranium
Morning Glory
Nasturtium
Pansy

Petunia
Phlox
Verbena

For Rock Gardens

Ageratum
Alyssum
Brachycome
(Swan River Daisy)
Carnation
Campanula
Candytuft
Columbine
Dianthus
Gypsophila
Linum
Phlox
Poppy, Iceland
Portulaca
Verbena

For Partial Shade

Ageratum
Balsam
Campanula
Centaurea
Clarkia
Columbine
Digitalis (Foxglove)
Godetia
Iceland Poppy
Lupin
Nasturtium
Pansy
Sweet William

For Withstanding

Drought
Ageratum
Alyssum
Brachycome
Candytuft
Calliopsis
Coreopsis

Cosmos
Four o'clock
Hollyhock
Petunia
Portulaca
Verbena
Zinnia

For Climbing


Cypress vine
Morning Glory
Sweet Peas

Perennials and Biennials

Candytuft
Iberis
Sempervirens (P)
Canterbury Bells (B)
Carnation (TP)
Chrysanthemum Max.
(Shasta Daisy) (P)
Columbine (P)
Coreopsis Double
Sunburst (P)
Delphinium (Hardy
Larkspur) (P)
Dianthus Plumarius
(P)
Digitalis (Foxglove)
(P)
Geranium (TP)
Gypsophila
Paniculata (P)
Hollyhock (P)
Linum (Perennial
Flax) (P)
Lupins Russell (P)
Poppy, Iceland (P)
Sweet William (P)
Verbena (TP) usually
grown as annual.

Plants, other than climbers, given as being 3 feet or more in height, may be used as backgrounds; 2 to 3 feet for borders; 10 to 20 inches for bedding and borders; less than 10 inches for edgings.

Our packets of flower seed usually cost less and often contain more seed.



Asters Powderpuffs

Asters Powderpuffs

The whole plant may be cut for a bouquet or long-stemmed individual flowers are easily available as the stems branch from the base. Attractive blossoms have high crested centers of quilled petals, encircled by broad petals 3 to 3½ inches across, in good range of colors including white, pinkrose, azure, scarlet, and lavender tones. Plant upright, 2 ft.; Wilt resistant.

Culture: ABD or E—F, page 93.

Dust with Marlate to control leaf hoppers that spread Aster Yellows.

(Pkt. 25c) (⅛ oz. \$1.25)
(¼ oz. \$2.10) (oz. \$6.20)

Asters Giant Improved Crego Wilt Resistant—Mixed. These are fully double and very large. Long petals are curled and twisted as though the flower had been whirled. The sturdy plants grow about 24 inches tall, the stems are long. Crego Asters are among the most desired. Also known as Ostrich Feather.

Culture ABD or E—F page 93. Dust with Marlate (p. 74) to control the leaf hoppers that spread Aster Yellows.

(Pkt. 15c) (¼ oz. 90c) (oz. \$2.70)

Ageratum Blue Ball Improved (Floss Flower) (HA-5 in.) Extra dwarf and compact, profuse blooming plants with fluffy flowers, dense heads throughout the summer and fall. Excellent for borders, edgings, rock gardens, small beds and also make nice indoor pot-plants. Ageratum does well in sun or half shade in any good soil.

Culture ABE page 93.

(Pkt. 25c) (⅛ oz. \$1.35) (¼ oz. \$2.25) (oz. \$6.75)

Ageratum Blue Mink (New-Tetraploid) (HA 5 to 6 in.) Strong husky plants bearing giant trusses of fluffy powder blue flowers. Upright and compact. Ideal for edging or border use. See picture page 89.

Culture ABE page 93.

(Pkt. 20c) (⅛ oz. \$1.15) (¼ oz. \$1.90) (oz. \$5.65)

Alyssum Carpet of Snow. (HA-6 in.) A favorite little annual because of its fragrance and abundance of bloom. Grows only 6 inches high, yet one plant will cover a space 12 to 20 inches in diameter and be a mass of the purest white from early summer until frost. One of the finest plants for beds, borders and rock work.

Culture ABDE—F page 93. Shear back at midsummer when plants become seedy. New growth will soon be covered with bloom.

(Pkt. 15c) (¼ oz. 60c) (oz. \$1.70)

Alyssum Royal Carpet ALL-AMERICA SELECTION (HA-3 in.)

Its bright royal purple is a perfect companion for Carpet of Snow, the purple and white contrast being very effective.

Culture: See Alyssum Carpet of Snow.

(Pkt. 15c) ($\frac{1}{8}$ oz. 65c) ($\frac{1}{4}$ oz. \$1.05) (oz. \$3.15)



Bells of Ireland

Culture ABDEG — page 93.

(Pkt. 15c) ($\frac{1}{8}$ oz. 40c) ($\frac{1}{4}$ oz. 65c) (oz. \$1.90)

Calendula Pacific Beauty

Mixed Colors (HA-18 in.) This latest development will fill your vase with excellent cut flowers all summer long. Uniformly large, well formed flowers with wide incurved petals. Colors, persimmon, lemon, cream, and apricot in mixture are clearer than in older varieties; the stems longer and straighter. One of the easiest grown and most satisfactory flowers for your gardens.

Culture ABDE — FG page 93.

(Pkt. 15c) ($\frac{1}{4}$ oz. 45c) (oz. \$1.10) ($\frac{1}{4}$ lb. \$4.20)

California Poppy

— See Eschscholtzia page 81

Balsam Double Camelia Flowered Mixed

(Lady's Slipper) (HA-18 in.)

The bushy plants are heavily laden with double blossoms borne on short stems. If the leaves hide the blossoms as they sometimes do, they may be trimmed back. Plants require plenty of moisture and will do well in semi-shade; will stand transplanting.

Culture ABDE — GH page 93.

(Pkt. 10c) ($\frac{1}{4}$ oz. 45c)

($\frac{1}{2}$ oz. 80c) (oz. \$1.35)

Bells of Ireland

(HA-2 ft.) Graceful branching stems so surrounded by 2-inch flowers that there is little room for leaves. The bell shaped flowers are green with white centers; keep well as cut flowers or can remove leaves and dry as strawflower.

Pot or Scotch Marigold



Canterbury Bells

Annual ALL-AMERICA SELECTION

violent blue in color. Flowers in less than six months from the time planted, until frost. Plants have some 6 to 8 spikes of flowers.

Culture BC — FGH page 93

(Pkt. 15c) (1/8 oz. 60c) (1/4 oz. 95c) (oz. \$2.80)

Canterbury Bells

Perennial

Bells Mixed. Nice for cutting and hardy border decoration.

Persicifolia Mixed. (HP-2 to 2½ ft.) Blue and white Peach

Culture BC — FH page 93

(Pkt. 20c) (1/8 oz. 75c) (1/4 oz. \$1.35) (oz. \$4.50)



Candytuft

Candytuft Giant Hyacinth Iceberg. (HA-1 ft.) A Super Hyacinth flowered florist strain. The individual florets are up to twice as large as previous offerings. Six spikes are the general rule.

Culture ABDE — FG page 93

(Pkt. 15c) (1/4 oz. 95c)

(oz. \$2.85)

Candytuft Giant Hyacinth White. (HA-1 ft.) The immense pure white spikes resembling well formed hyacinths.

Culture ABDE — FG page 93

(Pkt. 10c) (1/4 oz. 45c)

(oz. \$1.25)

Carnation

Double Mixed

(TP-18 in.) Flowers do not grow as large from seeds as from cuttings, but are more fragrant. The long blue-green stems are stiff and slender; flowers double with thin waxy petals.

Culture ABDE — GH page 93

(Pkt. 15c) (1/16 oz. 40c)

(1/8 oz. 70c) (1/4 oz. \$1.20)

(oz. \$3.50)

Centaurea Blue Boy

(Double Cornflower). (HA-2½ ft.) The true cornflower, blue shade, in favor for garden and cutting.

Culture ABDE — F page 93

(Pkt. 10c) (1/4 oz. 45c)

(oz. \$1.25)

Centaurea Cyanus Mixed (Bachelor's Button). (HA-2½ ft.) The true old fashioned Bachelor's Button of your grandmother's garden, in an improved florist strain.

Culture ABDE — F page 93

(Pkt. 10c) (1/4 oz. 45c) (oz. \$1.25)

Centaurea Imperialis Mixed (Sweet Sultan). (HA-2½ ft.) The flowers are large, sweet-scented and borne in great abundance on long, graceful stems; valuable for cutting.

Culture ABDE — F page 93

(Pkt. 15c) (1/4 oz. 65c) (oz. \$1.95)

Chrysanthemum PAINTED DAISY. (HA-2 ft.) Carinatum Single Mixed. A showy color combination of Yellows and Mahogany. Soft Pink and Purple. Excellent long-stemmed cut flowers. Dust with DDT to control leaf-hoppers which cause distorted flowers.

Culture ADE — F page 93

(Pkt. 10c) (1/4 oz. 60c) (oz. \$1.80)

Chrysanthemum Coronarium Double Mixed. (HA-4 ft.) Annual summer chysanthemums are of easiest culture, doing best in heavy soil. Plants bloom profusely during the summer and fall where summers are not too hot. Showy in the garden, fine for cutting. Double blooms, button shaped, 1 1/2 inches across, white and shades of yellow.

Culture ADE — F page 93

(Pkt. 15c) (1/4 oz. 65c) (oz. \$1.90)

Chrysanthemum Max. Shasta Daisy (See Shasta Daisy.)

Clarkia Finest Double Mixed. (HA-2 ft.) Clarkia is one of the easiest grown annuals developing to perfection in a cool climate. Plants grow quickly and are in full bloom from 5 to 6 weeks after sowing. A fine garden flower and excellent for cutting. Does well in semi-shade.

Culture ABDE — GH page 93

(Pkt. 15c) (1/4 oz. 50c) (oz. \$1.50)

Columbine Long-Spurred Blue Shades (P-3 ft.)

Said to be the finest strain in existence. The result of years of selecting. Huge flowers on plants 3 feet or more in height. Especially desirable for cutting and does well in semi-shade.

Culture C — F page 93

(Pkt. 30c) (1/16 oz. \$1.10) (1/8 oz. \$2.10)
(1/4 oz. \$3.50)

Columbine Long-Spurred Hybrid Mixed (Aquilegia)

Mixed. (HP-2 1/2 ft.) Plants look frail but are strong and hardy and will thrive in most situations, preferring partial shade and considerable moisture.

Culture C — F page 93

(Pkt. 30c) (1/16 oz. 90c) (1/8 oz. \$1.60)
(1/4 oz. \$2.65)



Columbine Long-Spurred

Cosmos Sensation Early Flowering. (HA-4 ft.) This early improved type in our seed fields produced mammoth flowers 4 to 5 inches across with widely fluted florets. Plants strong vigorous growing and so free with their favors that they should not be spared from any garden. This type makes a splendid cut flower and magnificent exhibition blooms can be produced by disbudding. MIXED—includes white and various tones of pink and some red.

Culture ABDE — F page 93

(Pkt. 10c) (1/4 oz. 55c) (oz. \$1.65)

Coreopsis Double Sunburst. (H Perennial 3 ft.) One of the easiest grown plants. Blooms profusely from May until autumn if flowers not allowed to go to seed. Flowers first year if seed sown early. Showy in border and fine for cutting. Avoid shade. Flowers about 80 per cent double, long keeping, 1½ to 2 inches across, golden yellow.

Culture BDE — GH page 93

(Pkt. 15c) (1/4 oz. 50c) (oz. \$1.50)

Cypress Vine Finest Mixed (Ipomea Quamoclit). (HA-8 ft.) A rapidly growing climber with fern-like foliage and graceful star-shaped flowers. Soak seed in warm water before sowing.

Culture ABDE — GH page 93

(Pkt. 15c) (1/4 oz. 50c) (oz. \$1.50)

Dahlia Seed Dwarf Hybrids. (Tuberous Perennial 2-3 ft.) For a fascinating annual include dahlias from seed in your garden this year. Blossoms in about 80 days when started indoors during March or early April and transplanted after frost danger. Dip stems in hot water for a few minutes after cutting and flowers will last for days. Tubers may be saved for next year.

Culture C — D page 94

(Pkt. 15c) (1/8 oz. 70c) (1/4 oz. \$1.15) (oz. \$3.40)

Delphinium Pacific Giant Hybrids Mixed. (H Perennial). Huge flowers often 2½ to 3½ inches across, beautifully spaced on well balanced spikes. Thin woody stems. Comparatively mildew resistant, this strain is practically 100% double. Grown from the originator's newest and finest strains, often reaching over 6 feet in height with 5 to 8 spikes when well grown. We have discontinued previously listed varieties as this is superior. Pacific Giant Delphinium in a large planting is so showy and startlingly beautiful that passing cars seem to automatically slow down for a better look.

Culture BDE — F page 93

(Pkt. 35c) (1/16 oz. \$1.20)

(1/8 oz. \$2.25) (1/4 oz. \$3.75)

(oz. \$11.25)



Digitalis (Foxglove)

Shirley Mixed. (H biennial 4 ft.) Large bell-shaped flowers in a wide range of beautiful colors from white and shell pink to deep rose, many delightfully spotted with crimson and maroon, borne on enormous spikes sometimes exceeding 3 ft. in length. Do well in partial shade. Sow seed each year for best display. Should be in a well drained location and protected with leaves or similar in sub-zero temperatures, as crowns remain green all winter. A favorite flower in our own garden which is shaded by pine trees.

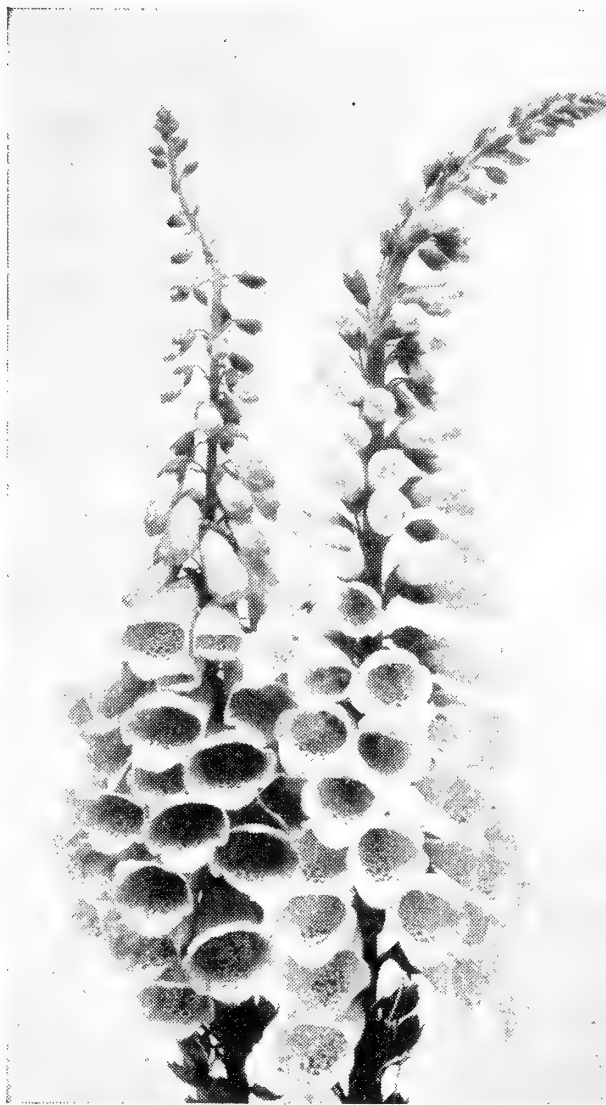
Culture BDE — F page 93
(Pkt. 20c) (1/8 oz. 50c)
(1/4 oz. 85c) (oz. \$2.50)

Dianthus Plumarius Double Mixed. (H Perennial 1 3/4 ft.) The favorite Grass or Clove Pinks. Brilliantly colored flowers for perennial beds, borders, rock gardens, and cutting. This is the fragrant fringed old-fashioned pink.

Culture BDE — F page 93
(Pkt. 20c) (1/16 oz. 60c)
(1/8 oz. \$1.15) (1/4 oz. \$1.90)

Dianthus Double Carnation Shades. (HA-12 in.) Few flowers can equal this in beauty and profusion of blooms. Gay blossoms on strong stems come in a variety of colors, their stripes and markings making them especially attractive. Easy to grow and suitable for cutting.

Culture ABDE — GH page 93
(Pkt. 15c) (1/4 oz. 70c) (oz. \$2.00)



Digitalis (Foxglove)

Eschscholtzia California Poppy


Brilliant Mixed. (HA-8 to 12 in.) When planted in beds it is a brilliant mass of blooms all summer. Plants grow in tufts and the blue green foliage is very lacy, flowers a rich golden yellow. A mixture of all colors known to California Poppies.

Culture ABDE — F page 93
(Pkt. 10c) (1/4 oz. 40c)
(oz. \$1.20)

Gaillardia Double New Hybrids Mixed.

(Blanket Flower). (HA-2 ft.) The large double flowers are made up of numerous tubular or quilled petals. Fine for cut flowers and an excellent border display. Continuous flowering throughout the summer.

Culture ABDE — F page 93
(Pkt. 15c) (1/4 oz. 70c)
(oz. \$2.10)



Eschscholtzia — California Poppy

Geranium Zonale Mixed. (TP-2 ft.) An excellent mixture of the largest and finest varieties. Geraniums are interesting plants to raise from seed as there is always a chance of securing something new and desirable. In fact propagation by seed is the only way to obtain new varieties. Geraniums bloom better in small pots with soil kept not too moist.

Culture C — F page 93

(Pkt. 30c) (1/32 oz. 85c) (1/16 oz. \$1.50) (1/8 oz. \$2.50)

Godetia (Satin Flower) Half Dwarf Mixed. (HA-1 ft.) Attractive bush plants with masses of large colorful flowers. Blooms during the summer and fall; suited for beds, border and cutting. Thrives best in cool, moist and half shady situations.

Culture ABDE — page 93

(Pkt. 15c) (1/8 oz. 45c) (1/4 oz. 75c) (oz. \$2.15)

Gypsophila Covent Garden Market (Baby's Breath).

(HA-2 ft.) Elegant starshaped white flowers charming for massing with bouquets to enhance the delicacy and daintiness of many flowers. Sow every two weeks for a succession. Finest giant florist white, unsurpassed in size of bloom and form.

Culture A — F page 93


(Pkt. 10c) (1/4 oz. 40c) (oz. \$1.15)

Hollyhock Chaters Double Superb Mixed. (HP-5 ft.) This tall stately flower should be used as a background for other flowers in your garden. Try planting a row along the back fence. Our mixture contains a beautiful range of colors. Rust seldom bothers young plants, making advisable sowing seed each year even though perennial.

Culture BDE — F page 93

(Pkt. 15c) (1/8 oz. 60c) (1/4 oz. 95c) (oz. \$2.85)

Larkspur Regal



Larkspur Giant Imperial Base Branching

Formula Blend. (HA-4 ft.) These are ideal for cut flowers, the flower stems 3 to 4 feet long, branch from the base of the plants. Spikes often grow more than 3 feet in length with as many as 25 to 30 double flowers on a spike open at one time.

Can be sown outdoors in the fall just before ground freezes or very early in the spring for early spring flowering. Larkspur must be grown cool.

Culture ABDE — F page 93

(Pkt. 15c) (1/8 oz. 35c)

(1/4 oz. 55c) (oz. \$1.60)

Larkspur Regal Mixed

(HA-4 ft.) A fine improvement over older strains. Base branching with Delphinium-like florets on thick spikes. Early.

Culture ABDE — F page 93

(Pkt. 15c) (1/8 oz. 35c)

(1/4 oz. 55c) (oz. \$1.60)

Perennial Larkspur or Delphinium listed page 80.

Linum (Perennial Flax) Perene Sibricum Blue

(2½ ft.) Blooms profusely from May until August. Has dainty sky-blue flowers on graceful arching stems. Succeeds in ordinary soil and sunny location for permanent beds and border. A favorite in our own garden as it grows well under pine trees at high altitude.

Culture C — page 93

(Pkt. 10c) (¼ oz. 45c) (½ oz. 85c) (oz. \$1.35)

Lupines Russell

(Perennial 3 ft.) Enlarged florets furnish denser and bigger spikes of most extraordinary colors — blues, pinks, reds, yellows, purples, and other self-colors. Also beautiful bicolors such as have never before been seen in Lupines. Flower in four months from sowing. Sow seed where plants are to remain, preferably in semi-shaded spot.

Culture ABDE — page 93

(Pkt. 15c) (⅛ oz. 45c) (¼ oz. 75c) (oz. \$2.15)

Marvel of Peru (Four O'Clock)

Mixed. (HA-2 ft.) An old fashioned favorite. It is one of the easiest grown. Plants are bushy and covered all summer with showy very fragrant blossoms.

Culture A — G page 93

(Pkt. 10c) (oz. 60c) (¼ lb. \$2.00)

Marigold Crackerjack



Marigold Crackerjack Mixed

(HA-2½ ft.) Uniformly large - flowered yet early enough for far northern growing. Plant compact and bushy with blossoms well exposed.

Culture ABDE — G page 93

(Pkt. 15c) (⅛ oz. 55c) (¼ oz. 90c) (oz. \$2.80)

Marigold Mission Giants Mixed

(HA-2 ft.) Chrysanthemum flowered. Plants vigorous growing, base branching, and produces 8 to 12 stems, excellent cutting length; 4 to 5 inches in diameter, and are almost a perfect ball. We prefer this to other marigolds of the larger type.

Culture ABDE — G page 93

(Pkt. 15c) (⅛ oz. 45c) (¼ oz. 75c) (oz. \$2.25)

Marigold French Double Dwarf (HA-10 to 18 in.)

Most satisfactory because of extreme ease of growing and delightful display over a long season. Flowers are full double, 1½ in. across. We offer the following:

Color Magic, interesting color hybrids.
Eldorado, compact and uniform canary yellow.
Melody, brilliant orange. Bronze medal All America selection.
Rusty Red, (Fandango). Extra large mahogany flowers.
Choice Double Mixed, grown from above varieties and more.
Culture ABDE — G page 93

(Pkt. 15c) (1/8 oz. 50c) (1/4 oz. 70c) (oz. \$2.00)

Marigold Miniature (HA-8 to 10 in.)

Lilliputian plants that start to bloom only 9 weeks from seed. Profuse blooming on compact plants. Excellent for bedding. Flowers 1 to 1½ in. across. We offer the following:

Butterball, soft butter yellow, 8 in.
Lemon Drop, new early canary yellow, 9 in.
Spry Hybrids, beautiful gem mixture with color combinations in complete range, 9 in.
Sunkist, bright golden orange, 9 in.
Culture ABDE — G page 93

(Pkt. 15c) (1/8 oz. 40c) (1/4 oz. 65c) (oz. \$1.95)

Giant Morning Glories No flower can offer quite the cozy attractiveness to cottage porch or garden wall. These improved giant flowering climbers (3½ to 4 inches and larger in diameter) are a mass of bloom during a long season. (HA-10 ft.)

Culture ADE — GH page 93

BLUE STAR ALL-AMERICA SELECTION

COLORADO HEAVENLY BLUE

PEARLY GATES — white

SCARLET O'HARA ALL-AMERICA SELECTION

GIANT VARIETIES MIXED

Any of above Morning Glories

(Pkt. 10c) (1/4 oz. 45c) (oz. \$1.35)



Nasturtium Gleam

SEMI-DOUBLE

(HA-15 in.) The large fragrant flowers are carried on long stems well above leaves; excellent cut flowers. Tall—Fragrant.

GOLDEN GLEAM, yellow

ALL-AMERICA SELECTION

MOON GLEAM, salmon

SCARLET GLEAM

GLORIOUS GLEAM, Mixed

Culture A — G page 93

Any of above Nasturtiums

(Pkt. 15c) (oz. 45c)

(1/4 lb. \$1.50)

Repeated dustings with 6% Chlordane Dust (p. 74) will control flea beetles.

Dwarf

Giant

Nasturtium Double Gem

Mixed. (HA-12 in.) A new race of nasturtiums of such dwarf compact growth that the giant, double, fragrant flowers appear well above the foliage.

Culture A — G page 93

(Pkt. 15c) (oz. 55c)

(1/4 lb. \$1.90)



Pansy (HA-8 in.) Sow in house or hotbed between Jan. & April or in open ground July to Sept. Prefers shade.

Pansy Color Carnival

F₂ Hybrid with extra large flowers and magnificent color range. Plants compact yet vigorous.

(Pkt. 50c) (1/32 oz. \$2.50)
(1/16 oz. \$4.50)

Pansy Geneva Super Giant Mixed.

The flowers are gigantic size, round and exhibit shades previously unknown to this family. They bloom early and continue to flower until late fall.

(Pkt. 30c) (1/32 oz. 70c)
(1/16 oz. \$1.35) (1/8 oz. \$2.50) (1/4 oz. \$4.00)

Pansy Maple Leaf Giant Mixed (Canadian Giants)

The compact plants produce giant blooms having a marvelous range of colors.

(Pkt. 40c) (2 Pkts. 70c) (1/16 oz. \$1.35) (1/8 oz. \$2.50)

Petunia Dwarf Giants of California

Mixed. The giant sized flowers are of great beauty and luxuriance, including ruffled and deep throated sorts in the endless variety of colors.

Culture DE — F page 93

(Pkt. 250 seeds 50c)
(500 seeds 90c)
(1/128 oz. \$1.50)
(1/32 oz. \$5.50)


Petunia Ruffled Little Giants Mixed.

(HA-12 in.) Plant small compact, mound type; completely covered with blooms over a longer season than most Petunias. Wonderful for garden and for pots. Flowers: medium sized, well ruffled and waved, deep throated and produced in almost every shade and combination of marking known to Petunia.

Culture DE — F page 93

(Pkt. 250 seeds 25c)
(500 seeds 45c)
(1/128 oz. \$1.00)
(1/32 oz. \$3.50)

Petunia Dwarf Giant of California



A PAGE FULL OF THE "WORLD'S FINEST PETUNIAS"

for florists and the "green thumb" home gardener

Our Colorado grower has the knowledge, skill, and ideal growing conditions necessary for production of this outstanding quality.

PETUNIA, GRANDIFLORA DOUBLE. Near 100% Grandiflora, 3½ to 4 inches, fully fringed and full double. Spread 24 inches, base branching.

Uses: pots, boxes, borders, garden, bedding and cut flowers.

Allegro: Bright deep salmon. Scarlet salmon in bud, height 12 in.

Caprice: Bright rose, height 12 in.

Rhapsody: Burgundy wine purple, height 12 in.

Sonata: Pure white, height 18 in. (Pinch for dwarfness)

Glorious Mixture: Formula mixture of straight colors. (Pinch taller plants for uniform height, transplant all, not just strongest plants.)

Any above Grandiflora Double (Retail Pkt. \$1.10) (½ Trade Pkt. \$2.75) (Trade Pkt. \$4.50) (1/128 oz. \$8.50) postpaid.

PETUNIA F₁ HYBRID GRANDIFLORA. Single fringed. Free flowering 3¼ to 4 inches. Plants dwarf, compact spreading. Height: 11 to 18 in. Spread: 20 to 24 in. Uses: Pots, boxes, borders, beds.

Ballerina:  Soft glowing salmon.

Black Magic: Deep violet purple.

Crusader: Striped rose pink on white.

La Paloma: Pure white with yellow throat.

Maytime:  Clear light salmon.

Prima Donna:  Bright rose pink.

Ballet: F₁ Grandiflora Mixture (of above and more.)

Any above F₁ Hybrid Grandiflora (Retail Pkt. 50c) (½ Trade Pkt. \$1.35) (Trade Pkt. \$2.50) (1/128 oz. \$4.50) postpaid.

PETUNIA F₁ HYBRID MULTIFLORA—Single. Very free flowering, smooth edged, 2¼ to 3 inches, plant dwarf, compact spreading, height 12 to 18 in. Spread 20 to 28 in. Uses: Borders, beds, boxes.


Comanche: Scarlet red—the deepest red petunia.

Comet: Crimson with defined white star pattern.

Inca: Rich deep rose red with gold throat.

Mars: Deep crimson.

Satellite



Neptune: Deep violet blue.

Paleface:  Pure white.

Satellite: Rose pink with white star.

Sioux: Medium salmon.

Venus: Light pink.

Pow-Pow: Multiflora blend.

Any above Hybrid Multiflora (Retail Pkt. 50c) (½ Trade Pkt. \$1.00) (Trade Pkt. \$1.75) (1/128 oz. \$3.50) postpaid.

Petunia All Double (HA-18 in.) Truly gorgeous double flowers as large as 5 inches across.

Excellent for window boxes, pot plants and cutting. Seeds extremely valuable because hand pollinating is necessary. Use extreme care in starting.

Culture DE — F page 93.

Petunia Colossal Shades of Rose

Petunia Pan-America All Double Mixed

Either of above (Pkt. 100 seeds 75c) (2 Pkts. \$1.40) (1000 seeds \$6.00)

Dwarf Petunias

(HA-10 in.) Dwarf compact mound-like plants (hybrida nana compacta) are covered with blooms from early summer until frost. A bright, grand display requiring little attention. Unexcelled for beds, borders, and edgings. Flowers small and single.

Culture DE — F page 93

Celestial Rose

Dwarf Mixed

Either of above petunias (Pkt. 20c) (1/16 oz. 75c) (1/8 oz. \$1.00) (1/4 oz. \$1.70) (oz. \$5.00)

Tall Bedding Petunias

(HA-1½ to 2 ft.) Fine bushy plants for massing in beds. While the single flowers are not particularly large, their great numbers make a cheery showing even under trying weather and soil conditions.

Howard's Star — Crimson maroon with 5 pointed white star.

Hybrida Fine Mixed

Culture ADE — F page 93

Either of these (Pkt. 20c) (1/16 oz. 45c) (1/8 oz. 80c) (1/4 oz. \$1.35) (oz. \$4.00)

Portulaca (Rose Moss) Double Mixed (HA-6 in.)

Will thrive

in a dry sunny spot, where most other plants would die of thirst. Sow in the garden as soon as it becomes warm and enjoy a dazzling display of beauty from July until frost. Can be transplanted while in full bloom. While not entirely fixed will produce a large percent of doubles.

Culture AD — GH page 93

(Pkt. 20c) (1/8 oz. 90c)

(1/4 oz. \$1.50) (oz. \$4.50)

Phlox Gigantea Mixed

Art Shades (HA-10 in.) For variety and combination of bright fresh colors Phlox are unequalled. They flower freely during the entire summer.


Culture A — G page 93

(Pkt. 20c) (1/8 oz. 90c)

(1/4 oz. \$1.50) (oz. \$4.50)



Dwarf Celestial Rose





Poppy Oriental Mixed (HP-3 ft.) The most spectacular flowers in the garden. Brilliant, huge blooms ranging from fiery red through scarlet, crimson, orange scarlet to pink.

Culture B — F page 93
 (Pkt. 15c) ($\frac{1}{8}$ oz. 90c)
 ($\frac{1}{4}$ oz. \$1.50) (oz. \$4.50)

Poppy Giant Iceland Kelmscott Strain Mixed, (HP-3 ft.) Excellent large flowering strain. Often 3 in. blooms produced first year from seed. Petals of heavier texture, delicate waxy appearance. Stems long, stiff and stand cutting. Color range: deep scarlet through delicate pinks and buffs to pure white. For permanent bed, rock garden or cutting when in bud. Prefer moist soil and tolerate some shade. Bloom longer if not allowed to go to seed.

Culture B — F page 93
 (Pkt. 15c) ($\frac{1}{8}$ oz. 90c)
 ($\frac{1}{4}$ oz. \$1.50) (oz. \$4.50)

Snapdragon Tetrafine

Mixed (HA-2 ft.) Giant ruffled florets borne on tall stems make this wonderful for garden and cutting. The largest flowered of all snapdragons 2 to 2½ in. deep and 1¾ to 2¼ in. wide; unusual shades and variations, together with rare color combinations and harmonious tone blendings that are indeed remarkable. Is not rust resistant.

Culture DE — H page 93
 (Pkt. 15c) ($\frac{1}{16}$ oz. 50c)
 ($\frac{1}{8}$ oz. 90c) ($\frac{1}{4}$ oz. \$1.50)
 (oz. \$4.50)

Snapdragon Tall Rust Resistant

Mixed (HA & B 32 in.) This special mixture contains a great range of colors and the contrast between the very dark velvety bloom through lighter shades to white results in the most pleasing effect.

Culture ABDE — F page 93
 (Pkt. 15c) ($\frac{1}{8}$ oz. 55c)
 ($\frac{1}{4}$ oz. 95c) (oz. \$2.85)

Snapdragon Panorama Mixed

A new mixture of F₂ generation seed to withstand the hot dry summers. Florists use for outdoor summer cut flowers. Plant growers will like the strong bushy seedlings. Don't miss this sensational new development.

(Pkt. 15c) ($\frac{1}{16}$ oz. 50c)
 ($\frac{1}{8}$ oz. 90c) ($\frac{1}{4}$ oz. \$1.50)
 (oz. \$4.50)



Stocks Early Giant Imperial or Improved

Bismark

Mixed Colors. (HA-2 ft.) Heavy spikes of handsome fragrant flowers, like small rosettes in many soft and distinct shades. Fine for borders, bedding and cutting. Requires cool temperatures.

Culture DEH — page 93

(Pkt. 15c) ($\frac{1}{8}$ oz. 45c) ($\frac{1}{4}$ oz. 75c) (oz. \$2.20)

Sweet Peas Cuthbertson Floribunda Mixed

The latest addition to Spring Flowering class; extremely vigorous, long stemmed and heat resistant. Possess all the attributes of regular Cuthbertsons, but under proper conditions will produce more bloom per stem of better formed flowers.

Culture A — as early as possible — page 93

(Pkt. 15c) (oz. 50c) ($\frac{1}{4}$ lb. \$1.70) (lb. \$5.00)

Shasta Daisy

Alaska. (HP-2 $\frac{1}{2}$ ft.) Easily grown, enormous daisy-like, white flowers; fine for cutting usually July until frost.

Culture BDE — F page 93

(Pkt. 15c) ($\frac{1}{8}$ oz. 40c) ($\frac{1}{4}$ oz. 65c) (oz. \$1.95)

Shasta Daisy

New Double. Larger percentage double second year; many interesting forms.

(Pkt. 20c) ($\frac{1}{8}$ oz. \$1.80) ($\frac{1}{4}$ oz. \$3.00) (oz. \$9.00)

Sweet William Wee Willie

(New) This brand new type annual single Sweet William blooms in six to eight weeks for long season. Blooms at two inches height and reaches six; compact plants about four in. across. Ideal for bedding plant sales.

(Pkt. 25c) ($\frac{1}{16}$ oz. \$1.00) ($\frac{1}{8}$ oz. \$1.80) ($\frac{1}{4}$ oz. \$3.00)

Sweet William

Double Mixed. (HB-1 $\frac{1}{2}$ ft.) An attractive class of easily grown and most beautiful plants of extreme richness and diversity of colors. Deliciously sweet scented. For cut flowers they are not surpassed.

Culture BDE — F page 93

(Pkt. 15c) ($\frac{1}{8}$ oz. 40c) ($\frac{1}{4}$ oz. 65c) (oz. \$1.90)

Tithonia Torch

(HA-4 ft.) Fiery orange-red blossoms 3 to 4 inches across resemble single dahlias. Fine as a cut flower, easily grown, stands Summer heat. Tall bushy plants bloom profusely from July until frost. Makes an excellent annual hedge; spectacular against evergreens or dark wood. All America Selection.

Culture A — G page 93

(Pkt. 15c) ($\frac{1}{8}$ oz. 60c) ($\frac{1}{4}$ oz. \$1.00) (oz. \$3.00)

Verbena

Giant Flowered Mixed. (HA-10 in.) Thrive in window boxes, make showy borders; can be used to color bare spots in perennial borders.

Culture AG or DH

(Pkt. 15c) ($\frac{1}{8}$ oz. 65c) ($\frac{1}{4}$ oz. \$1.10) (oz. \$3.40)

WEE WILLIE Sweet William with Ageratum Blue Mink background





Zinnia Dahlia Flowered Canary Bird

The Dahlia Flowered type of Zinnia has gained great favor. Florists find them profitable. Home gardens are made attractive throughout the summer and the Zinnia enthusiasts will find endless hours of enjoyment among these large, many colored flowers which rival the finest Dahlias. Height 3 feet. Flowers large and deep—petals cupped.

Zinnia Giant Dahlia Flowered

Canary Bird—Canary yellow.
 Crimson Monarch—Crimson.
 Dream—Deep lavender purple.
 El Dorado—Salmon Apricot.
 Exquisite—Light rose with deeper rose center.
 Golden Dawn—Golden yellow with red center.
 Golden State—Rich orange.

Illumination—Rose soft color.
 Luminosa—Bright rose.
 Meteor—Darkest red.
 Oriole—Orange and gold.
 Polar Bear—White.
 Royal Purple—Deep purple.
 Scarlet Flame—Scarlet.
 Will Rogers—Largest bright scarlet.

SPECIAL GIANT DAHLIA FLOWERED MIXED — This contains all the above colors and many more in a well balanced mixture.

CROWN OF GOLD PASTEL TINTS — The enormous flowers have petals overlaid with a deep golden yellow at the base and carry the individual flower color at the tip.

Any of the above Dahlia Flowered Zinnias

(Pkt. 10c) (1/4 oz. 50c) (oz. \$1.50) (1/4 lb. \$5.00)

Zinnia Lilliput

These very double flowers are about one inch in diameter, beautifully formed and are excellent for cutting as the stems are 8 to 10 inches long. They start blooming early and last all summer. Very effective for borders. Height 1 1/2 feet.

Black Ruby
 Canary Gem
 Crimson Gem

Dainty Gem
 Golden Gem
 Lilac Gem

Orange Gem
 Pastel Shades
 Rosebud

Salmon Rose
 Scarlet Gem
 White Gem
 Mixed

Any color or mixed

(Pkt. 10c) (1/4 oz. 50c) (oz. \$1.50) (1/4 lb. \$5.00)

Zinnia—California Giants

The enormous double flowers are borne on long stems. As compared with the Dahlia Flowered Zinnia, the petals are longer, more soft and wavy instead of being cupped. The Dahlia Flowered is very deep from top to bottom, while the California Giant is somewhat flattened. When well grown, the average flower is from 5 to 6 inches across, with many growing to 7 inches under favorable conditions. Centers very small and most of the colors carrying a beautiful two-tone effect, shading to a darker color at the center of the flower.

Brightness — Bright pink.

Cardinal — Bright scarlet.

Cherry Queen — Cerise, very showy.

Crimson Queen — Deep crimson.

Daffodil — Canary yellow.

Enchantress — Light rose with deep rose center.

Golden Queen — Bright golden yellow.

Grenadier — Maroon.

Miss Willmott — Soft pink.

Isabellina — Delicate golden cream.

Lavender Queen.

Orange King — Burnt orange.

Purity — Pure white.

Salmon Queen.

Scarlet King — Glowing scarlet.

Violet Queen.

California Giant Mixed.

Any of the above straight colors or mixed

(Pkt. 10c) (1/4 oz. 50c) (oz. \$1.50) (1/4 lb. \$5.00)



Zinnia California Giants, — Enchantress — Joyce Burrell

Zinnia Giant Fantasy Giant Cactus Flowered Hybrids. One of the loveliest new flowers ever created. The feathery, loosely arranged petals give the flowers an airy appearance; no zinnia has larger flowers and none as spectacular for bouquets or exhibition. They have all the vigor of growth and pleasing variation of petal formation one could expect from hybrids.

Blaze — Chinese orange-red.

ALL-AMERICA SELECTION

Eskimo — Creamy white changing to white.

Floradale Scarlet — Perfect for bold accent planting.

Ice Cream — That's what it looks like.

Riverside Beauty — Azalea Pink.

Sunny Boy — Rich buttercup-yellow.

Mixed Colors — Gorgeous range of soft pleasing colors.

Any of the Giant Fantasy, straight colors or mixed

(Pkt. 15c) (1/4 oz. 60c) (oz. \$1.80) (1/4 lb. \$6.00)

Zinnia — Fantasy 2½ ft. ALL-AMERICA SELECTION Chrysanthemum flowered type; medium sized shaggy bloom with curled and twisted petals. Lend themselves gracefully to flower arrangements. Good color range including oranges, yellows, pastel pinks, cream and white.

(Pkt. 10c) (¼ oz. 50c) (oz. \$1.50) (¼ lb. \$5.00)

Zinnia, Ortho Polka, Mixed Colors Like Peppermint Stick having striped and flecked effect but flowers are larger, 3½ to 4 inches across, flat and fully double. A striking addition for your garden and vase.

(Pkt. 15c) (¼ oz. 60c) (oz. \$1.80) (¼ lb. \$6.00)



Zinnia, Peppermint Stick Striped and mottled petals in vivid color combinations. Flowers medium sized and splendid for cutting.

(Pkt. 10c) (¼ oz. 50c) (oz. \$1.50) (¼ lb. \$5.00)

Zinnia — Pumila Sunshine Tints (Cut and come again.) A garden favorite for early cut flowers. Plants 2½ feet tall with medium size blossoms.

(Pkt. 10c) (¼ oz. 50c) (oz. \$1.50) (¼ lb. \$5.00)

Zinnia Red Riding Hood (Gracillima) Height 1½ ft. Neat compact plants covered with showy miniature deep scarlet flowers.

(Pkt. 10c) (¼ oz. 50c) (oz. \$1.50) (¼ lb. \$5.00)

Zinnia, Miss Universe An unusual color blend of huge flowers on plants averaging 2 feet high. Especially good in areas where zinnias may grow too tall.

(Pkt. 15c) (¼ oz. 60c) (oz. \$1.80) (¼ lb. \$6.00)

HOW TO GROW ZINNIAS

Plant after frost danger is past. Grow away from trees and shade. Rows should be 3 feet apart for giants and 2 feet apart for lilliputs. Sow 15 seeds per foot of row at a depth of ½ inch and keep moist until plants are up. Thin giants 12 to 15 inches apart and lilliputs 8 to 10 inches. Cultivate and water frequently. Thorough application of dusting sulphur when plants begin to bud helps avoid mildew. Soil preparation as in A page 93.

GROWING FLOWERS FROM SEEDS

All culture letters in the flower seed listings refer to the directions given below. Please follow them carefully to be certain of good results. Where two or more letters are given, choose the one that you can most easily and accurately use; however note carefully information under all letters given for any particular flower as some indicate planting dates and other special requirements.

TRANSPLANTING: If you have difficulty making plants live after transplanting to your garden, try moving in a ball of moist earth containing one or several plants and taking care not to disturb the roots. Use trowel or transplanting fork. Keep shaded and water from hose in fine mist should then be applied for several hours to discourage wilting. Additional information page 63.

(A) **Sow in the bed, border or row where the plants are to grow.** The soil should be loamy, full of humus to the extent that it will easily pulverize, not dry out readily and crack. Make certain that you have good topsoil, not fill-in from the basement excavation. A load or two of good topsoil hauled in and well fortified with humus—leaf mold, peat moss, well rotted manure or composted organic material—may mean the difference between pride of accomplishment and envying your neighbors' more attractive flower bed. Nearly all flowers do well in sunny locations; see page 75 for list of those that do well in partial shade.

Spade to a depth of 6 inches, pulverize and rake smooth. Plant in rows or broadcast the seed. Cover lightly to a depth four or five times the seed's diameter. Very small seeds may be merely pressed into the soil with a flat board and a very little soil and pulverized sphagnum or peat moss sprinkled over them. Larger seeds may be planted singly, well covered, but more thickly than plants are wanted. Firm the soil well over the seed. Watering now becomes of great importance. At no time should the soil be allowed to become hard and dry, yet excessive watering may cause the seed to rot, sour the soil, or cause "damping-off." Use a fine spray that will not wash out the seed. When the plants appear, thin them out, allowing each to grow singly, without crowding. The distance between them is governed by their ultimate size and spread. Excess plants may usually be moved to a new location.

Cultivate shallowly so as to not damage roots. Crinkle Plant Covers (page 72) set close together over the seed row will give protection and force growth of plants.

(B) **Sow in outdoor seedbed, to be transplanted.** Same as (A) except bed should be not over six feet wide for easy tending and always sow seed in rows. Keep soil moist until plants are up. A thin dressing of peat moss covering soil surface will help. Place in full sun, protect from winds and, in the case of perennial seedlings, provide a lath or cloth canopy for shade during heat of summer. This should be removable in damp and cloudy weather. Seedlings may be transplanted when they make true leaves, that is, when the second pair of leaves appear; or they may be left until larger before being moved to their permanent location. Perennials should be moved from the seed bed to a nursery row, to grow until fall before being moved to their permanent location.

(Continued on page 94)

GROWING FLOWERS FROM SEEDS

Continued from page 93

(C) Sow in cold frame (see page 72 for construction) or in protected or lath shaded spot that can be kept moist and undisturbed over a long period. This method is used for slow germinating seed, some of which requires months to sprout. Plant as in (B) preparing soil as in (A). During the spring, summer and fall, water often enough to prevent soil from drying out. A mulch of peat or pulverized sphagnum moss will help retain moisture. In winter to afford protection, cover with leaves. Have patience with slow germinating subjects; do not disturb too quickly. Any live seed will eventually grow if given time enough, provided soil, moisture supply, etc., are right. When seedlings appear and make true leaves, transplant to pots, nursery row or permanent location. If moss forms on soil surface, sprinkle fresh earth over top.

(D) Sow indoors in boxes or flats. These should be of convenient size and about 3 inches deep. The soil used should be composed of about equal parts of leaf mold, sharp sand and good garden soil. The bottom of the flat may be covered with a layer of coarse gravel, broken pots or some such material, and the prepared soil finely sifted to fill up the balance of the box within about an inch of the top. Saturate with boiling water and let dry for 24 hours or until the right texture for making shallow furrows in which to plant the seed. Place in a window where exposed to the sun and cover with a pane of glass to retard evaporation. Water carefully with a fine spray, keeping the soil moist but not wet. Remove the glass after the plants are up. Or cover with wet paper which should be kept wet until seeds germinate, then promptly remove the paper. Some flower seeds are very slow to germinate, so be sure to allow sufficient time without disturbing soil. Too much watering will result in tall, weak plants. When the seedlings are large enough to handle, about four leaves, they should be transplanted one inch apart in another bed, flat or in small pots (paper pots are excellent for this purpose), later to be reset in the open ground. See page 65 for information regarding blocking the plants.

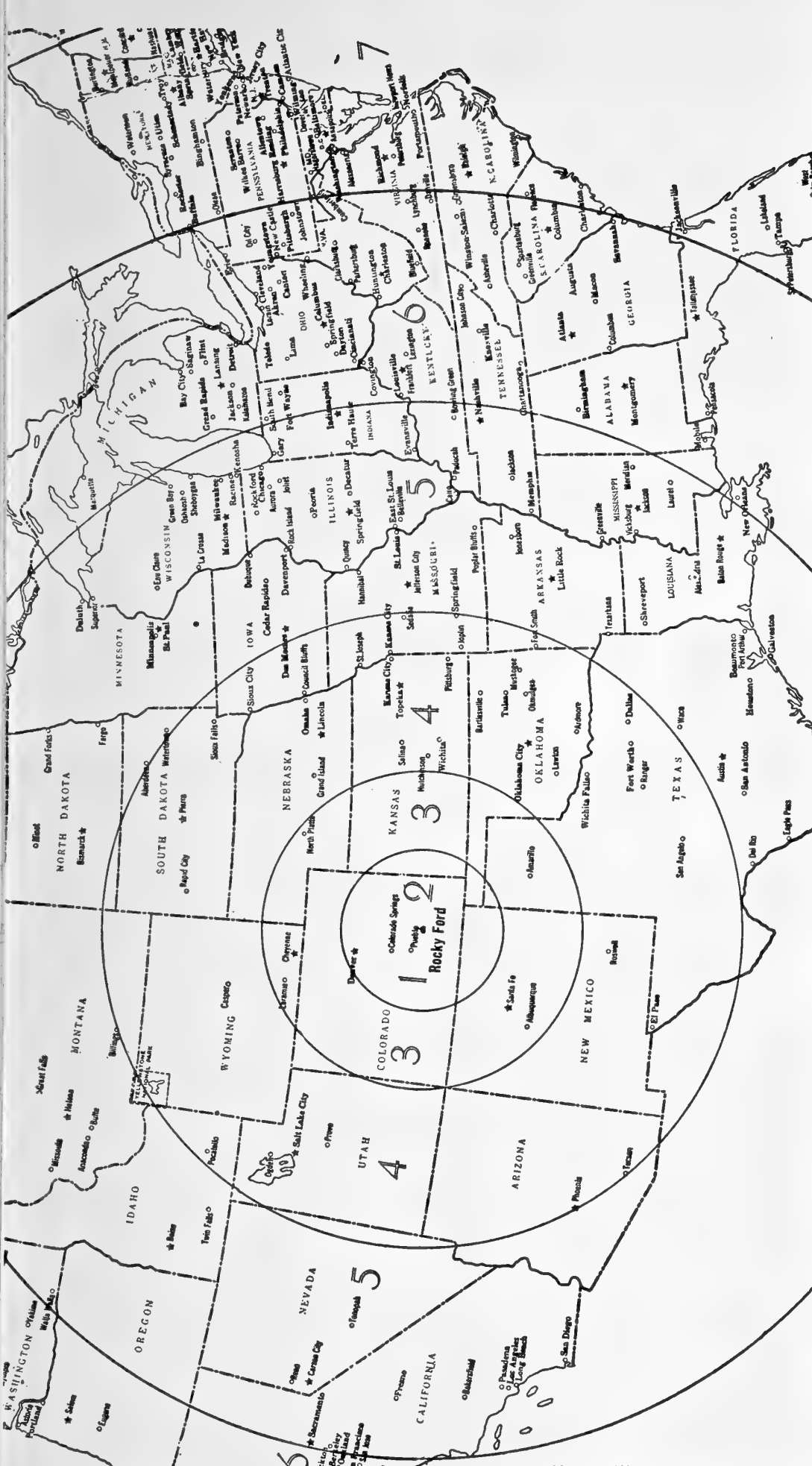
(E) Sow in hotbed. This is the best way to start plants that are to be transplanted if greenhouse is not available. (See page 72 for construction). We recommend use of Gro-Quick Electric Seed Bed Heater listed page 72. Prepare soil as in (A) and sow as in (B).

(F) Time of planting—March or early spring.

(G) Time of planting outdoors, after all danger of frost is over and the soil warm, usually about May 10.

(H) Time of planting indoors, or under glass—March or very early spring for transplanting after danger of frost is over.

Blooming period of most flowers can be greatly extended by frequent evening irrigations. There is a tendency to "go to seed" if soil becomes dry.



Note: This map is not geographically accurate. It is intended only to show your Parcel Post Zone

You will save by ordering at "not prepaid" prices on larger orders and adding postage.

INDEX

Asparagus	4	Dill	29	Peas	53
Beans	5	Eggplant	29	Pepper	55
Beets	8	Endive	29	Plant Covers	72
Beets, Stock	9	Flower Seeds	75-92	Pumpkin	57
Broccoli	10	Hotbed Heaters	72	Radish	58
Cabbage	10	Insecticides	74	Salsify	60
Cantaloupe	33	Lettuce	30	Spinach	59
Carrots	14	Mustard	32	Squash	60
Cauliflower	16	Muskmelon	38	Swiss Chard	9
Celery	18	Okra	47	Tomato	63
Corn, Sweet	20	Onion	48	Turnip	71
Corn, Pop	23	Parsley	52	Watermelons	40
Cucumber	24	Parsnip	52	Weeders	72
Dusting Machines	73				

INDEX: See Page 95.

HOW TO ORDER: Always write or better still, print your name, post office, state, and express office plainly, and, if possible use the order sheet. Always carry out the price of each item.

Make all money orders or checks payable to **D. V. BURRELL SEED GROWERS CO.** There is no Colorado sales tax on garden seed.

All offerings are subject to prior sale and to price changes without notice. Bags and packing are furnished without charge.

TERMS: Cash with order as we cannot keep book accounts. Price increases would be necessary in this event and we feel that you should be charged only for the seed you buy and not be asked to help pay for credit losses. Sales f.o.b. Rocky Ford and subject to laws of Colorado. "D. V. Burrell Seed Growers Company warrants to the extent of the purchase price that seeds or bulbs sold are as described on the container within recognized tolerances. Seller gives no other or further warranty expressed or implied."

DELIVERY F.O.B. ROCKY FORD, COLORADO: Freight, Truck or Express charges can be paid on delivery and larger orders at quantity "not prepaid" prices are usually shipped by one of these. Parcel Post is best for 50 pounds or less. We pay transportation on items marked "postpaid."

AIR MAIL: If you wish seed to come by air parcel post, please find out from your post office cost of this and include remittance. We cannot send this way otherwise as cost starts at 60 to 70 cents per pound.

PARCEL POST: If your order is to be delivered by parcel post please total the pounds of NOT PREPAID items and add 1 pound for packing. Do not include weight of postpaid items.

See map page 95 for your zone.

NOTICE: Rates may change during 1959 and should you be in doubt regarding postage use the schedule below and we will advise if postage is due.

Pounds	1 and 2 zones	3 zone	4 zone	5 zone	6 zone	7 zone	8 zone
1.....	\$0.23	\$0.23	\$0.24	\$0.26	\$0.28	\$0.30	\$0.32
2.....	.27	.29	.31	.36	.40	.46	.51
3.....	.31	.34	.38	.45	.52	.61	.69
4.....	.35	.39	.45	.54	.64	.76	.87
5.....	.39	.44	.52	.63	.76	.91	1.05
6.....	.43	.49	.59	.73	.88	1.06	1.23
7.....	.47	.54	.66	.82	1.00	1.22	1.41
8.....	.51	.60	.73	.91	1.12	1.37	1.59
9.....	.55	.65	.80	1.00	1.24	1.52	1.77
10.....	.59	.70	.87	1.10	1.36	1.67	1.95
11.....	.63	.75	.93	1.19	1.48	1.82	2.13
12.....	.67	.80	1.00	1.28	1.60	1.98	2.31
13.....	.71	.85	1.07	1.37	1.72	2.13	2.49
14.....	.75	.90	1.14	1.47	1.84	2.28	2.67
15.....	.79	.96	1.21	1.56	1.96	2.43	2.85
16.....	.83	1.01	1.28	1.65	2.08	2.58	3.03
17.....	.87	1.06	1.35	1.74	2.20	2.74	3.21
18.....	.91	1.11	1.42	1.84	2.32	2.89	3.39
19.....	.95	1.16	1.49	1.93	2.44	3.04	3.57
20.....	.99	1.21	1.56	2.02	2.56	3.19	3.75
21.....	1.02	1.26	1.62	2.11	2.67	3.34	3.93
22.....	1.06	1.32	1.69	2.21	2.79	3.50	4.12
23.....	1.10	1.37	1.76	2.30	2.91	3.65	4.30
24.....	1.14	1.42	1.83	2.39	3.03	3.80	4.48
25.....	1.18	1.47	1.90	2.48	3.15	3.95	4.66
26.....	1.22	1.52	1.97	2.58	3.27	4.10	4.84
27.....	1.26	1.57	2.04	2.67	3.39	4.26	5.02
28.....	1.30	1.63	2.11	2.76	3.51	4.41	5.20
29.....	1.34	1.68	2.18	2.85	3.63	4.56	5.38
30.....	1.38	1.73	2.25	2.95	3.75	4.71	5.56
31.....	1.42	1.78	2.31	3.04	3.87	4.86	5.74
32.....	1.46	1.83	2.38	3.13	3.99	5.02	5.92
33.....	1.50	1.88	2.45	3.22	4.11	5.17	6.10
34.....	1.54	1.93	2.52	3.32	4.23	5.32	6.28
35.....	1.58	1.99	2.59	3.41	4.35	5.47	6.46
36.....	1.62	2.04	2.66	3.50	4.47	5.62	6.64
37.....	1.66	2.09	2.73	3.59	4.59	5.78	6.82
38.....	1.70	2.14	2.80	3.69	4.71	5.93	7.00
39.....	1.74	2.19	2.87	3.78	4.83	6.08	7.18
40.....	1.78	2.24	2.94	3.87	4.95	6.23	7.36
41.....	1.81	2.29	3.00	3.96	5.06	6.38	7.54
42.....	1.85	2.35	3.07	4.06	5.18	6.54	7.73
43.....	1.89	2.40	3.14	4.15	5.30	6.69	7.91
44.....	1.93	2.45	3.21	4.24	5.42	6.84	8.09
45.....	1.97	2.50	3.28	4.33	5.54	6.99	8.27
46.....	2.01	2.55	3.35	4.43	5.66	7.14	8.45
47.....	2.05	2.60	3.42	4.52	5.78	7.30	8.63
48.....	2.09	2.66	3.49	4.61	5.90	7.45	8.81
49.....	2.13	2.71	3.56	4.70	6.02	7.60	8.99
50.....	2.17	2.76	3.63	4.80	6.14	7.75	9.17
51.....	2.21	2.81	3.69	4.89	6.26	7.90	9.35
52.....	2.25	2.86	3.76	4.98	6.38	8.06	9.53
53.....	2.29	2.91	3.83	5.07	6.50	8.21	9.71
54.....	2.33	2.96	3.90	5.17	6.62	8.36	9.89
55.....	2.37	3.02	3.97	5.26	6.74	8.51	10.07
56.....	2.41	3.07	4.04	5.35	6.86	8.66	10.25
57.....	2.45	3.12	4.11	5.44	6.98	8.82	10.43
58.....	2.49	3.17	4.18	5.54	7.10	8.97	10.61
59.....	2.53	3.22	4.25	5.63	7.22	9.12	10.79
60.....	2.57	3.27	4.32	5.72	7.34	9.27	10.97
61.....	2.60	3.32	4.38	5.81	7.45	9.42	11.15
62.....	2.64	3.38	4.45	5.91	7.57	9.58	11.34
63.....	2.68	3.43	4.52	6.00	7.69	9.73	11.52
64.....	2.72	3.48	4.59	6.09	7.81	9.88	11.70
65.....	2.76	3.53	4.66	6.18	7.93	10.03	11.88
66.....	2.80	3.58	4.73	6.28	8.05	10.18	12.06
67.....	2.84	3.63	4.80	6.37	8.17	10.34	12.24
68.....	2.88	3.69	4.87	6.46	8.29	10.49	12.42
69.....	2.92	3.74	4.94	6.55	8.41	10.64	12.60
70.....	2.96	3.79	5.01	6.65	8.53	10.79	12.78

ZINNIA

CALIFORNIA GIANTS ENCHANTRESS

with
Joyce Burrell





**WATERMELON, Charleston Gray
with Tommy and Dennis Burrell,
fourth generation seedsmen
of the Burrell family.**

D. V. BURRELL
Seed Growers Co.

ROCKY FORD, COLORADO