

QUANTITY

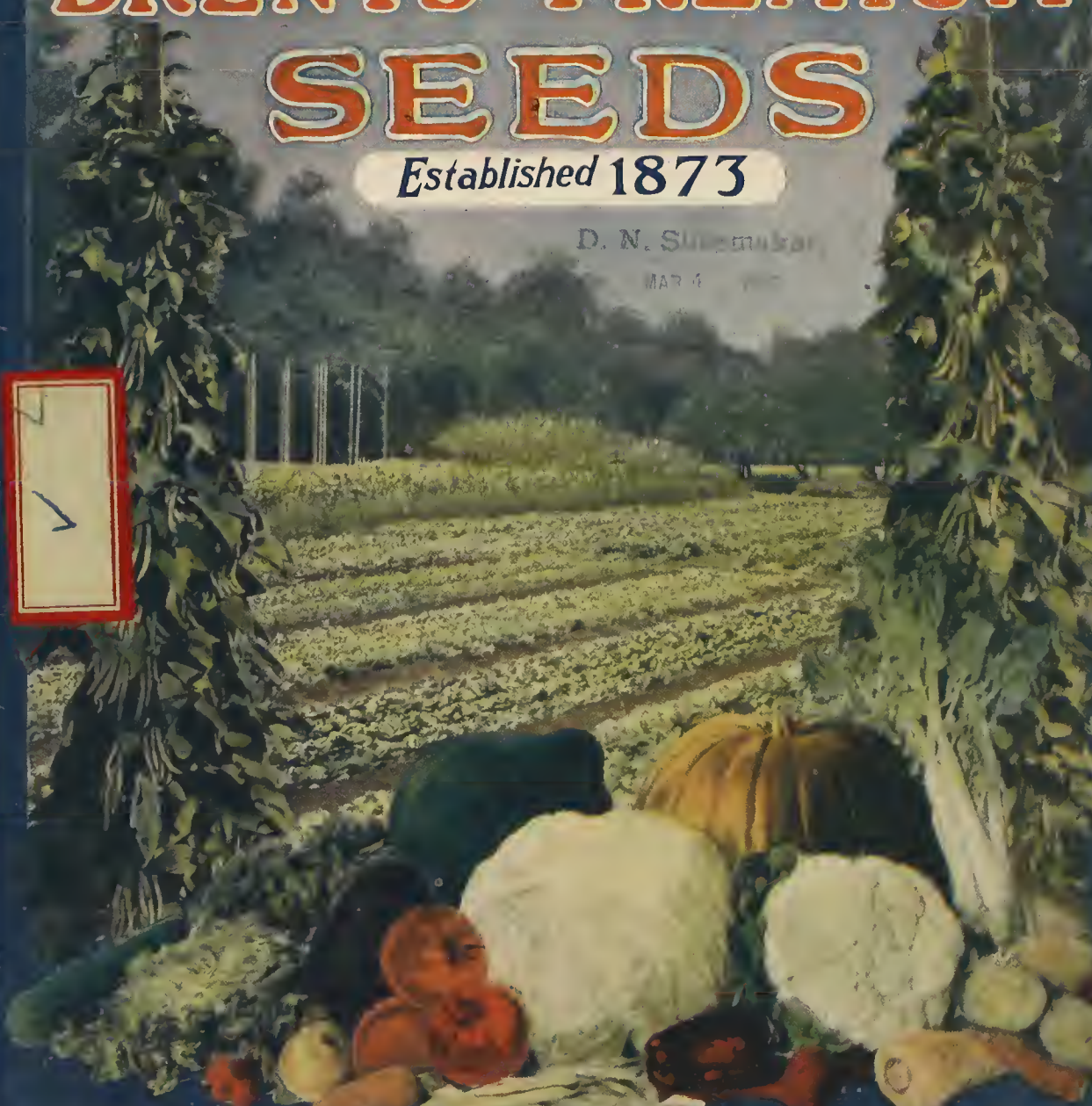
49TH YEAR
CATALOG Season 1922

BRENT'S PREMIUM SEEDS

Established 1873

D. N. S. ...

MAR 4



The C. S. BRENT SEED Co.

INCORPORATED

LEXINGTON, KENTUCKY

ALL SEEDS TESTED

WARRANTIES

We take every possible precaution that suggests itself to us, to insure all our stocks being of good germinating power, and of strong vitality, full and thorough tests being made of each and every variety which we offer for sale, and any stocks which do not prove entirely satisfactory in these tests are thrown out; yet, when so many conditions, both of weather and manner of planting, over none of which we have any control, enter into consideration, it is manifestly impossible for us to guarantee a satisfactory germination under any, and all conditions. Consequently—

THE C. S. BRENT SEED COMPANY give no warranty, express or implied, as to description, quality, productiveness, or any other matter, of any seeds, bulbs, or plants they send out, and will not be in any way responsible for the crop. If the goods are not accepted on these terms and conditions, they may be returned, and any money which has been paid for same will be refunded.

OUR PRICES ARE LOW. We do not claim that our prices are the lowest prices at which seed can be bought, but bear in mind that lowest prices are not always cheapest prices.

Our prices are low, that is (low) when the quality of our seed is considered.

Prices quoted are subject to Market change, due to the general supply and demand. We are always glad, however, to quote special prices at any time.

CASH should accompany every order. We will be responsible for money sent us by Postoffice Order, Express Money Order, Bank Draft or by Registered Letter. Every postmaster is required to register any letter on payment of 10 cents extra postage. The cost of remitting may, on all orders over \$1.00, be deducted from amount sent. Amounts of \$1.00 or less may be sent by ordinary letter.

WE PAY THE POSTAGE. We pay the postage at prices given on all packets, ounces and quarter-pounds. If ordered in larger quantities, to be forwarded by mail, add at the rate of 8 cents per pound; 8 cents per pint, and 15 cents per quart, on beans, peas, sweet corn, etc.

POSTAGE STAMPS THE SAME AS CASH. When notes are not obtainable, or to make proper change, we accept postage stamps the same as cash, for small amounts (2 cent stamps preferred.)

Prices here given are all subject to market variations.

PARCEL POST RATES

Applicable to All Goods Listed in Our Catalogue Except Insecticides.

Your Postmaster will tell you the Parcels Post Zone in which your Post Office is located, measuring from Lexington

All Seeds and Plants shipped by mail take Parcels Post rates. Packages up to 8 ounces in weight are carried at the rate of one cent for every two ounces, regardless of distance. Packages over 8 ounces are charged by the pound. The rate per pound varies according to the distance, which is measured by the Government Zone System, each zone covering a certain number of miles from point of shipment. Distances and rates are shown in the table below. Packages by Parcel Post are handled like any other mail matter. They are delivered to your box by Rural mail carrier, if you live on a rural route, or delivered to your door if you live in a city where there is carrier service, or delivered to your local postoffice, if you live where there is no carrier service.

This table shows amount of postage by parcel post according to the weight of package and the distance by zones.	LOCAL ZONE	ZONE 1 & 2	ZONE 3	ZONE 4	ZONE 5	ZONE 6	ZONE 7	ZONE 8
	For Shipment to Customers in Lexington	Not over 150 miles from Lexington	151 to 300 miles from Lexington	301 to 600 miles from Lexington	601 to 1000 miles from Lexington	1001 to 1400 miles from Lexington	1401 to 1800 miles from Lexington	Over 1800 miles from Lexington
WEIGHT OF PACKAGE								
Over 1 oz. up to 1 lb.	5c	5c	6c	7c	\$0.08	\$0.09	\$0.11	\$0.12
Over 1 lb. up to 2 lbs.	6c	6c	8c	11c	.14	.15	.21	.24
Over 2 lbs up to 3 lbs.	6c	7c	10c	15c	.20	.25	.31	.36
Over 3 lbs. up to 4 lbs.	7c	8c	12c	19c	.26	.33	.41	.48
Over 4 lbs. up to 5 lbs.	7c	9c	14c	23c	.32	.41	.51	.60
Over 5 lbs. up to 6 lbs.	8c	10c	16c	27c	.38	.49	.61	.72
Over 6 lbs. up to 7 lbs.	8c	12c	18c	31c	.44	.57	.71	.84
Over 7 lbs. up to 8 lbs.	9c	13c	20c	35c	.50	.65	.81	.96
Over 8 lbs. up to 9 lbs.	9c	13c	22c	39c	.56	.73	.91	1.08
Over 9 lbs. up to 10 lbs.	10c	14c	24c	43c	.62	.81	1.01	1.20
Over 10 lbs. up to 11 lbs.	10c	15c	26c	47c	.68	.89	1.11	1.32
Over 11 lbs. up to 12 lbs.	11c	16c	28c	51c	.74	.97	1.21	1.44
Over 12 lbs. up to 13 lbs.	11c	17c	30c	55c	.80	1.05	1.31	1.56
Over 13 lbs. up to 14 lbs.	12c	18c	32c	59c	.86	1.13	1.41	1.68
Over 14 lbs. up to 15 lbs.	12c	19c	34c	63c	.92	1.21	1.51	1.80
Over 15 lbs. up to 16 lbs.	13c	20c	36c	67c	.98	1.29	1.61	1.92
Over 16 lbs. up to 17 lbs.	13c	21c	38c	71c	1.04	1.37	1.71	2.04
Over 17 lbs. up to 18 lbs.	14c	22c	40c	75c	1.10	1.45	1.81	2.16
Over 18 lbs. up to 19 lbs.	14c	23c	42c	79c	1.16	1.53	1.91	2.28
Over 19 lbs. up to 20 lbs.	15c	24c	44c	83c	1.22	1.61	2.01	2.40
Over 20 lbs. up to 21 lbs.	15c	25c						
Over 21 lbs. up to 22 lbs.	16c	26c						
Over 22 lbs. up to 23 lbs.	16c	27c						
Over 23 lbs. up to 24 lbs.	17c	28c						
Over 24 lbs. up to 25 lbs.	17c	29c						
Over 25 lbs. up to 26 lbs.	18c	30c						
Over 26 lbs. up to 27 lbs.	18c	31c						
Over 27 lbs. up to 28 lbs.	19c	32c						
Over 28 lbs. up to 29 lbs.	19c	33c						
Over 29 lbs. up to 30 lbs.	20c	34c						
Over 30 lbs. up to 31 lbs.	20c	35c						
Over 31 lbs. up to 32 lbs.	21c	36c						
Over 32 lbs. up to 33 lbs.	21c	37c						
Over 33 lbs. up to 34 lbs.	22c	38c						
Over 34 lbs. up to 35 lbs.	22c	39c						
Over 35 lbs. up to 36 lbs.	23c	40c						
Over 36 lbs. up to 37 lbs.	23c	41c						
Over 37 lbs. up to 38 lbs.	24c	42c						
Over 38 lbs. up to 39 lbs.	24c	43c						
Over 39 lbs. up to 40 lbs.	25c	44c						
Over 40 lbs. up to 41 lbs.	25c	45c						
Over 41 lbs. up to 42 lbs.	26c	46c						
Over 42 lbs. up to 43 lbs.	26c	47c						
Over 43 lbs. up to 44 lbs.	27c	48c						
Over 44 lbs. up to 45 lbs.	27c	49c						
Over 45 lbs. up to 46 lbs.	28c	50c						
Over 46 lbs. up to 47 lbs.	28c	51c						
Over 47 lbs. up to 48 lbs.	29c	52c						
Over 48 lbs. up to 49 lbs.	29c	53c						
Over 49 lbs. up to 50 lbs.	30c	54c						

Within Local Zones and Zones 1, 2 and 3. Packages up to 70 pounds in weight are carried. The limit of weight for all other zones is 50 pounds.

HOW TO SOW A CERTAIN QUANTITY OF FERTILIZER TO THE ACRE AND HAVE IT EVENLY DISTRIBUTED

Many farmers find difficulty in making their fertilizer run out any certain quantity to the acre. Sometimes before they have finished drilling, the fertilizer is exhausted, and again they will have several bags left when they have finished the last row. To overcome this difficulty, we have prepared the following table, which shows how much to sow per hundred feet, in order to make different quantities, ranging from 500 to 2,000 pounds per acre. If you want to sow 800 pounds to the acre, and your rows are 36 inches apart (from stalk to stalk), you find where the line opposite "800" and the line under "36" cross each other, and you find "5 pounds 2 ounces." You then set your drill so that it will use 5 pounds 2 ounces in a hundred yards, and the fertilizer will then be drilled at the rate of 800 pounds to the acre.

		POUNDS OF FERTILIZER PER 100 FEET				
		Distance Between Rows (stalk to stalk):				
		28 Inches	32 Inches	34 Inches	36 Inches	40 Inches
Pounds per Acre:	200	1 lb. 1 oz.	1 lb. 4 oz.	1 lb. 5 oz.	1 lb. 6 oz.	1 lb. 8 oz.
	300	1 lb. 8 oz.	1 lb. 13 oz.	1 lb. 15 oz.	2 lb. 1 oz.	2 lb. 5 oz.
	400	2 lb. 2 oz.	2 lb. 7 oz.	2 lb. 10 oz.	2 lb. 12 oz.	3 lb. 1 oz.
	500	2 lb. 11 oz.	3 lb. 1 oz.	3 lb. 4 oz.	3 lb. 7 oz.	3 lb. 13 oz.
	600	3 lb. 3 oz.	3 lb. 11 oz.	3 lb. 14 oz.	4 lb. 2 oz.	4 lb. 9 oz.
	800	4 lb. 4 oz.	4 lb. 14 oz.	5 lb. 3 oz.	5 lb. 8 oz.	6 lb. 2 oz.
1000	5 lb. 6 oz.	6 lb. 2 oz.	6 lb. 8 oz.	6 lb. 14 oz.	7 lb. 10 oz.	
1500	8 lb. 0 oz.	9 lb. 3 oz.	9 lb. 12 oz.	10 lb. 5 oz.	11 lb. 7 oz.	
2000	10 lb. 11 oz.	12 lb. 4 oz.	13 lb.	13 lb. 12 oz.	15 lb. 4 oz.	

PREMIUM SEEDS



Planting a Garden for Brent's Premium Seeds

In planting a garden it is well to work for a rotation of crops and to lay out the beds in symmetrical form. Where irrigation cannot be practiced have the celery and late cabbage on a moist soil but for all general purposes a porous clay soil overlaid with sandy loam or a good loam will do for any average crop that the average gardener may wish to raise. If you desire early vegetables it is well to begin with hot beds and cold frames in January and February. These consist of frames filled with soil to about 6 or 8 inches of the top and covered with sash or window glass. The cold frame has no other means of heating save the sun's rays striking on the glass while the hot bed is like the cold frame, except that it is heated by a depth of fermenting manure under the soil, the temperature never being allowed to go below 50 degrees at night or about 70 degrees in the day time. As the plants come up and grow strong and the weather becomes warmer the sash may be removed during the day, being replaced at night or in inclement weather and when the plants are big enough they should be transplanted to the open garden. In this way egg plant, peppers, tomatoes, melons, cabbage, cauliflower, lettuce, radishes, etc., are all brought in much earlier than would be the case were the seeds planted directly in the open, though it is by no means necessary to the success of your garden.

ASPARGUS

ASPARGUS CULTURE.—Almost any good loamy garden land is good for Asparagus. One ounce of seed will produce about 200 plants. Sow in rows 12 to 15 inches apart as early in the spring as the ground permits and give it good cultivation. Thin the plants to 2 or 3 inches apart. For the permanent bed a deep warm, rich loamy soil is necessary, deeply and thoroughly worked, manured and fertilized. When the seedlings are two years old set them 14 to 24 inches apart in furrows 8 to 10 inches deep and separated by a distance of 2 to 3 feet and cover lightly at first, then gradually fill in with soil. In the early spring plow the bed shallowly or pulverize with a harrow, and in the fall cover with manure or compost. The second season after planting, hill up the rows and cut sparingly for use, the young shoots which appear above the ground. After that the bed will give good crops. The two years given to growing the seedlings may be saved by procuring the two-year-old roots and planting them, which is a very satisfactory arrangement.

INSECT REMEDIES.—For the asparagus beetle, spray with Arsenate of Lead, 3 lbs. to 50 gallons of water. Or dust with Slug Shot, air slaked lime or Dry Arsenate of Lead, while the dew is on the plant.

COLUMBIAN MAMMOTH WHITE.—Produces shoots which stay white as long as fit for use without earthing up or any other artificial blanching. Nearly all seedlings will produce clear white shoots. For prices see colored pages.

▷ **CONOVER'S COLOSSAL.**—A standard variety. Popular, productive, good. For prices see colored pages.



Columbian Mammoth

Dwarf Beans

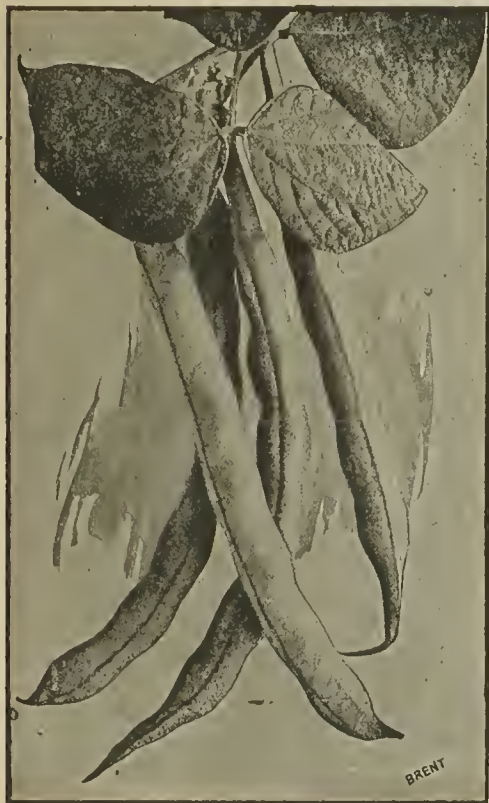
Also called String, Bush,
Bunch, and Snap Beans.

CULTURE.—No crop responds more readily than Beans to good soil and cultivation. If too rank manure is used, however, they show a tendency to run too much to vine. Beans are very sensitive to cold and wet, and really should not be planted in this section until early in April, though frequently they are put in in March. The fall crop is put in in August. Plant in rows $2\frac{1}{2}$ feet apart, covering one to two inches deep, and allowing 3 to 4 inches apart in the row for green varieties, 4 to 6 inches for wax. For a succession, for private gardens, plant at intervals of two weeks, excepting during June and July, as they generally do not do well during these very hot months. Give frequent, shallow cultivation up to the time of blossoming, not, however, when the ground is wet, or dew on the vines, as it is liable to cause rust.

Two pounds are sufficient for 100 feet of drill, 60 to 90 pounds to acre.

INSECT REMEDIES.—For the Bean Leaf Beetle which eats holes in the leaves, or the Blister Beetle, spray with arsenate of lead, 2 lbs. to 50 gallons of water.

For the Bean Aphis or Lice, spray with diluted Kerosene Emulsion or Tobacco extract.
For Fungus diseases and rust, spray with Bordeaux Mixture.



Red Valentine

EXTRA EARLY RED VALENTINE.—A standard green-podded variety and more extensively grown than any other garden sort. Vines medium to large, erect, with dark green leaves; pods about $4\frac{1}{2}$ inches long, are very fleshy, crisp and tender. It is resistant to disease and will thrive well on any kind of soil. A first-class market variety and one of the best and most popular of all the green-podded sorts. For prices see colored pages.

BLACK VALENTINE.—A recently introduced variety which has become quite popular, and grown with great profit in the South. The plant is extremely hardy and early. The pods are borne profusely and are very large and extremely handsome in appearance. The color is a rich dark green, and the pod, while of excellent table qualities, is sufficient fine grained and firm as to make it a splendid and profitable sort to ship to distant markets. For prices see colored pages.

Green Podded Varieties

BURPEE'S STRINGLESS GREEN POD.—This new bean produces a vine similar to Red Valentine, but develops pods to an edible condition in 42 days, about four days earlier than Valentine. The pods are green, not quite so round as Valentine and less curved. The pods are stringless, absolutely so, this quality at once placing the variety at the top of the list among table beans, while the early maturing is of great merit. This stringless quality is of particular value, the pods breaking as short and free as pipe stems. For prices see colored pages.

GIANT STRINGLESS.—A very hardy, stocky vine, pods long, round and green in color, of exceptionally fine quality and stringless throughout its entire growth. About a week earlier than Red Valentine and much more prolific. For prices see colored pages.

TENNESSEE GREEN POD.—One of the most popular varieties through Kentucky and the south. Hardy and prolific. Pods large, flat, irregular in shape and bright green. Seeds medium size, oval, flat, yellowish brown in color. For prices see colored pages.

BOUNTIFUL.—An Improved Long Yellow Six Weeks, in that it is earlier, more prolific, very much larger and more tender. Pods are flat, absolutely stringless, rich green, very large and handsome. Desirable for both early and late planting. For prices see colored pages.

EARLY SIX WEEKS.—A long, flat-podded, very productive variety, withstanding a greater degree of frost and cold weather than any other, and on that account is preferred for first planting; also excellent for pickling, for which purpose it should be planted about the last of August. For prices see colored pages.

REFUGEE.—Late, or 1,000 to 1. Vine large, spreading, exceedingly hardy, very late, and for this reason used for late planting and for pickles. The pods are long, cylindrical, green and of good quality. For prices see colored pages.

Varieties for Shelling

The largest return will result from planting in drills from two to three feet apart and leaving the plants two to six inches apart in the row. Up to the time of flowering they should have frequent shallow cultivation, but any mutilation of the roots by cultivation after the plants come into bloom is likely to cause the blossoms to blast and so cut off the crop. The cultivation of beans should always be very shallow.

LARGE WHITE MARROW.—The standard large white bean commonly sold in market. Beans are good green or dry; of vigorous growth and productive. For prices see colored pages.

WHITE NAVY.—Valuable chiefly as a field bean and considered by many the best baking variety. For prices see colored pages.

Beans---Continued

RED KIDNEY.—Similar to White Kidney, except being of a dark pink color. For prices see colored pages.

DWARF HORTICULTURAL, or Bush Cranberry.—Very productive and compact in growth. Pods medium length, broad, thick, curved and splashed with red. Very desirable as a green shelled bean, maturing early. Seed large, oval, plump and splashed with bright red. For prices see colored pages.

Pole Beans

Pole Beans are even more sensitive to cold and wet than the Dwarf varieties, and should be sown two weeks later. After settled warm weather, set poles four to eight feet long in rows four feet apart and extending north and south, the poles being three feet apart in the row. Around each stake plant five to eight beans two inches deep.

Two pounds will make about 100 hills.

KENTUCKY WONDER OR OLD HOMESTEAD.—Pods green, nine inches or more long, nearly round, fleshy, stringless, and of excellent flavor. Dry beans, long oval, dun-colored. It is an early and most prolific variety. For prices see colored pages.

WHITE SEEDED KENTUCKY WONDER, or ST. LOUIS PERFECTION.—Similar to the above except that the seed is white and pods not quite so large. For prices see colored pages.

WHITE CREASEBACK.—Early pods; long, round, green, tender and stringless white beans. For prices see colored pages.

SCOTIA OR STRIPED CREASEBACK.—A hardy productive cornfield bean. Has green pods about six inches long, rounded, creased-back, very fleshy and fine quality. Used for snaps when the color is light green. Seed kidney shape, fawn color with black stripes. For prices see colored pages.

HORTICULTURAL POLE, OCTOBER OR SPECKLED CRANBERRY.—A well-known variety with beans of high quality, either green or dry, not as vigorous a grower as some of the others. Also known as "Wren's Egg." For prices see colored pages.

LAZY WIFE.—This is a superior variety for the home garden, also as a field bean among corn. Desirable either for cooking in the pod or shelled for winter. The large green pods are from 4 to 6 inches in length. Very tender, of delicious flavor. They are broad and thick, and are stringless until quite large. Dry beans are round, pure, white. For prices see colored pages.

CUT SHORT, or CORN HILL.—An old variety that is in favor for planting among corn. It will yield a good crop without the use of poles. Beans nearly oblong, cut off at the ends, white and partially dotted with spots. For prices see colored pages.

DUTCH CASE KNIFE.—This is also used as a corn-hill bean. Pods long and flat; beans flat, kidney shaped, which are of excellent quality, green or dry. For prices see colored pages.

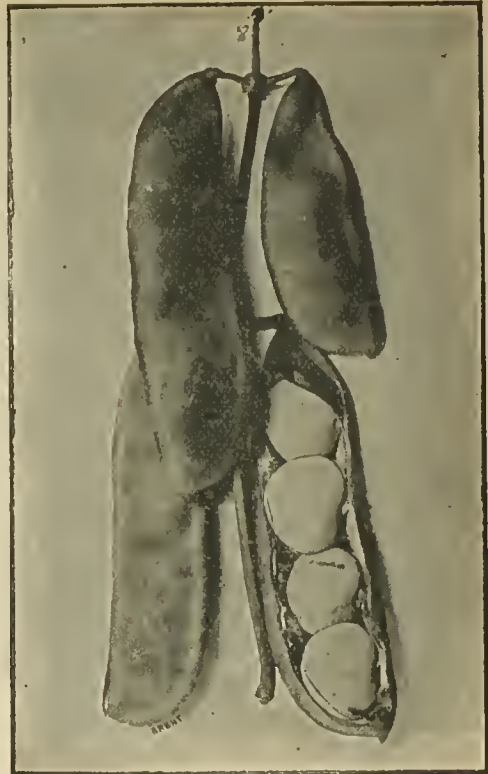
Wax Beans

GOLDEN WAX.—The old standard wax sort. Productive and early with yellow semi-round pods of good quality, ready to pick 49 days from planting. For prices see colored pages.

PROLIFIC BLACK WAX (Black Seed.)—Very early, round, yellow pods, a well-known standard sort. For prices see colored pages.

Dwarf or Bush Lima Beans

Dwarf or Bush Limas should be planted three feet apart, dropping two or three beans fifteen inches apart in the row. Cover about an inch deep. Dwarf Limas require no support. Plant with the eye down.



Dwarf or Bush Lima

BURPEE'S BUSH LIMA.—Plants make perfect bushes from eighteen inches to two feet high. They are sure croppers and immense yielders. Pods as large as those of the Pole Lima, and contain three to five beans of the best quality. For prices see colored pages.

HENDERSON'S BUSH LIMA.—Valuable on account of extreme earliness. Extremely productive, tender, and delicious. The dry beans are small and white. The best variety to use for canning. For prices see colored pages.

FORDHOOK BUSH LIMA.—This is an excellent Bush Lima Bean for the home garden. It is a type between the Burpee's and Dreeer's. Very good yielder, the pods being well filled with thick, meaty beans, which are excellent for cooking. For prices see colored pages.

Pole Lima Beans


Lima Beans are not only profitable as green shell beans, but are also a paying crop to sell as dried beans during the winter.

They are always in demand and bring good prices. Lima Beans will not grow until the weather and ground are warm; if planted earlier the seeds are apt to rot in the ground.

KING OF THE GARDEN LIMA.—Vines vigorous and productive, producing a continuous bloom and fruitage to the end of the season. The pods are of enormous size, some specimens measuring from 5 to 8 inches, some containing 7 beans to the pod, all perfectly formed and of superior quality. For prices see colored pages.

SMALL LIMA or BUTTER BEAN.—Also called Sieva or Carolina. Not nearly so large as the other varieties, but a good bearer, and about 10 days earlier than other varieties. For prices see colored pages.

LARGE WHITE LIMA.—A late variety producing large pods and beans. Pods borne in clusters. For prices see colored pages.



Crosby's Early Egyptian

Beets

One ounce sows 50 feet of drill; 4 to 6 pounds for one acre.

For early, sow as soon as ground can be worked, and about the middle of May for general crop, in drills 15 inches apart, and 1½ inches deep. As the plants grow thin to six inches in drills. Young plants make excellent greens. Seed will germinate more freely if soaked in warm water twenty-four hours before sowing; but care should be taken not to plant soaked seed in very dry ground. The soil should be a deep rich loam.

CROSBY'S EARLY EGYPTIAN.—Improved strain of the famous Early Egyptian, but producing a deeper or thicker root; of fine form, extremely early, deep red color, almost black, flesh sweet, smooth, tender, and of exceptionally fine quality; can be depended on for best results when grown either in garden or under glass; highly recommended as an early market variety. For prices see colored pages.

EARLY ECLIPSE.—To the grower desiring a very early crop we would recommend this variety as the first to be ready for table use and therefore able to command a high price on the market. It is perfectly smooth and round. The skin and flesh are deep red—very sweet, tender and succulent. It does not grow to a very large size, but is of a fine grain and meateness not possible in the large varieties. One of the very early beets. For prices see colored pages.

DETROIT DARK RED.—A medium early globe-shaped beet of excellent quality. It is especially esteemed on account of its dark-red color which extends entirely through the beet, and without the light colored rings seen in some varieties. The beets are smooth and handsome. For prices see colored pages.

IMPROVED EARLY BLOOD TURNIP.—Somewhat similar to the Detroit Dark Red, but larger and much later. A fine variety for summer and fall use. For prices see colored pages.

IMPROVED LONG DARK BLOOD.—Tops large, necks small, leaf stems and vines red, leaf green, roots large, tapering, growing even with the surface. Flesh dark red, zoned with lighter shade, tender and sweet and remaining so when kept till spring. For prices see colored pages.

LONG SMOOTH BLOOD.—Large variety, producing long roots. Excellent keeper; good quality. For prices see colored pages.

SWISS CHARD, or SEA KALE BEET.—It is superior to the common beet for greens; if sown at the same time, it will be fit for use before it. Later the plant forms broad, wax-like stems to the leaves, which are very delicious cooked or pickled. They have a flavor similar to spinach. For prices see colored pages.

Mangels and Sugar Beets

Farmers and stock raisers of the United States do not appreciate so fully the value of mangels for feeding cattle, hogs, sheep, etc., as do the farmers of Europe. In Germany, Great Britain and other European countries it is the exception rather than the rule where mangels are not grown on a large scale on every farm. The immense yield that may be secured from an acre, with very little expense either for material or labor, makes the mangel crop one of the most profitable on the market. Fifteen to twenty tons of root an acre is not an unusual yield, some specimens weighing 20 to 30 pounds each. When fed in combination with grain they are worth almost as much, pound for pound, as the grain. This statement may seem absurd, but experience has proved that mangels so aid digestion and assimilation, by keeping the animals in a healthy condition, that they increase the feeding value of other feeds consumed, beside the nutrients the roots contain.

SEEDING AND CULTIVATION.—Where mangels are extensively grown, the seed should be sown with a machine. Small fields may be sown with a hand drill, which will do good work and is very satisfactory.

CULTURE.—Sow the latter part of April, May or June, at the rate of 6 pounds to the acre, in rows 2½ to 3 feet apart and thin to 8 inches apart. If the seed is soaked 24 hours before sowing, it germinates more quickly, but it should be put in when the ground is moist. The crop is harvested before frost and packed away in barns and cellars. They can also be put into piles or ridges five or six feet high and covered with straw or litter to keep from freezing too much. When the winter weather comes on throw on a layer of four to six inches of earth. A protection of boards to shed heavy rains is also desirable.

YELLOW OR ORANGE.—A valuable variety for shallow soils, as it grows very largely above ground, making it easy to pull. It grows to a large size and is a splendid keeper. For prices see colored pages.

GOLDEN TANKARD.—Especially good for dairy feeding. It is a bright yellow color and a heavy yielder; very nutritious. For prices see colored pages.

MAMMOTH PRIZE LONG RED.—Dark red and grows very large. Good for deep loamy soils, producing immense crops. For prices see colored pages.

LANE'S IMPERIAL SUGAR.—A Sugar Beet which somewhat resembles a Mangel, but is of better quality. It is very satisfactory for planting in this section and farther South. Grows to a large size. For prices see colored pages.



Early Flat Dutch Cabbage

CABBAGE

All that Cabbage requires is the soil to be rich, well drained, and abundantly manured. For the early kinds, plant 30 inches between the rows and 16 inches between the plants. For the late kinds, 3 feet between the rows and 2 feet between the plants. For very early use, sow in January or February, in hotbeds. Set out when the plants are strong enough into other hotbeds, or set in cold-frames in March. Transplant when danger of frost is past to the open ground. For a succession, sow in the open ground last of March, or early in April. The late or winter crop can be sown in May and the plants set out in July. An ounce of seed produces 1,500 plants; one-half pound to transplant for an acre.

HOW TO DESTROY CABBAGE WORMS.—Slug Shot can be used lightly or heavily, and the Cabbage suffers no harm. The Cabbage forms its head by interior growth; it throws off its earlier and outside leaves, and no dust can enfold within its head. Apply Slug Shot with a duster, sifting it over the plants or full-grown Cabbages. The powder is very fine and goes a long way in field and garden.

COPENHAGEN MARKET.—This is very heavy and solid, like the "Ballhead" type of Cabbage; makes a fine, large, globe-shaped head with well-developed outside leaves, but it is very much earlier in maturing than any of the Danish Cabbages. It is short-stemmed, the heads being produced almost on the ground. The leaves are tightly folded around each other, which permits close setting of plants. The heads mature all at the same time. For prices see colored pages.

EARLY JERSEY WAKEFIELD.—Long recognized as the best earliest marketable Cabbage. In size, medium; in shape pyramidal with pointed peak. Its uncommonly fine heading qualities, together with its fitness for wintering in cold frames, please the most critical gardeners. Our strain of seed is of superior quality. For prices see colored pages.

CHARLESTON WAKEFIELD.—This famous variety has all the fine qualities of the Early Jersey Wakefield; it produces heads of a much larger size, but is two weeks later. For prices see colored pages.

ALL HEAD EARLY.—Heads flat, deep, and solid; valuable also for late. Seed sown in July and set out in August will make fine heads. Largely planted by market gardeners. Nearly 10,000 can be grown on an acre, and almost every one will head. For prices see colored pages.

EARLY WINNIGSTADT.—This is one of our most popular varieties, especially among the German gardeners. There is no early sort which heads with greater certainty, or more solid; the heads are of good size, cone form, broad at the base, with twisted top, and succeeds the Large York. For prices see colored pages.

SECOND EARLY.

EARLY SUMMER.—This is a very valuable variety, not only for the market gardener, but also the private grower, as its heading season is between the Jersey Wakefield and Early Drumhead, producing heads of double the size of the former and almost equal to the latter, frequently weighing from 12 to 20 pounds each; of round-flattened form, very compact, solid, and of excellent quality; its leaves turn into heads almost as soon as formed, which permits of close planting. For prices see colored pages.

ALL SEASONS.—One of the largest and a thoroughly satisfactory second early sort. Plants are vigorous, sure heading, leaves large and smooth. This is a first-class sort both for early and late planting and is especially adapted for kraut. It is well adapted to stand the hot sun and adverse conditions. For prices see colored pages.

SUCCESSION.—A thoroughbred second early Cabbage, pronounced by experts the most perfect type grown. Especially recommended on account of its uniform size and shape; about a week later than Early Summer, but much larger heads, averaging 12 to 15 pounds in weight; 36 inches in circumference, every plant producing a fine, solid head. One of the surest varieties to make a crop under all conditions and does well in all seasons, no matter when planted.

For prices see colored pages.

EARLY DRUMHEAD.—This popular variety follows the Early Summer in heading, and is one of the most valuable varieties grown. It is ready for marketing two or three weeks earlier than the Late Drumhead, forms large, solid, rounded heads, weighing on an average from 15 to 25 pounds each. For prices see colored pages.



DANISH BALLHEAD or HOLLANDER.—A variety though introduced but a comparatively short time, has become one of the standard sorts in the Cabbage growing district in the North. It produces very large, solid heads, which are globular in shape, has few, but rather large, thick bluish green leaves. Heads are borne on short stems, medium size, round, very solid and stands shipment better than any other late sorts. It is one of the very best keepers, and is much desired for kraut. For prices see colored pages.

PREMIUM LARGE LATE FLAT DUTCH.—One of the oldest varieties in existence, and more largely planted than any other sort, producing large solid heads, bluish-green, with a broad and flat surface. When touched with frost the outer leaves become tinted with reddish-brown; head is white, crisp and tender. For prices see colored pages.

EARLY FLAT DUTCH.—An early Cabbage of good size. Heads are flat and very solid. For prices see colored pages.

LARGE LATE DRUMHEAD.—A fine, short stemmed strain of Late Drumhead, highly esteemed by the market gardeners of the Southwest, where it is said to stand warm weather better than most other sorts. The heads are of good size, round, flattened on the top, fine grain and keeps well. For prices see colored pages.

RED CABBAGE

MAMMOTH RED ROCK.—By far the best, the largest and hardest heading Red Cabbage in cultivation; very uniform in size, weight, solidity, and deep red color. The heads grow to weigh 10 to 12 pounds. For prices see colored pages.

Brussels Sprouts

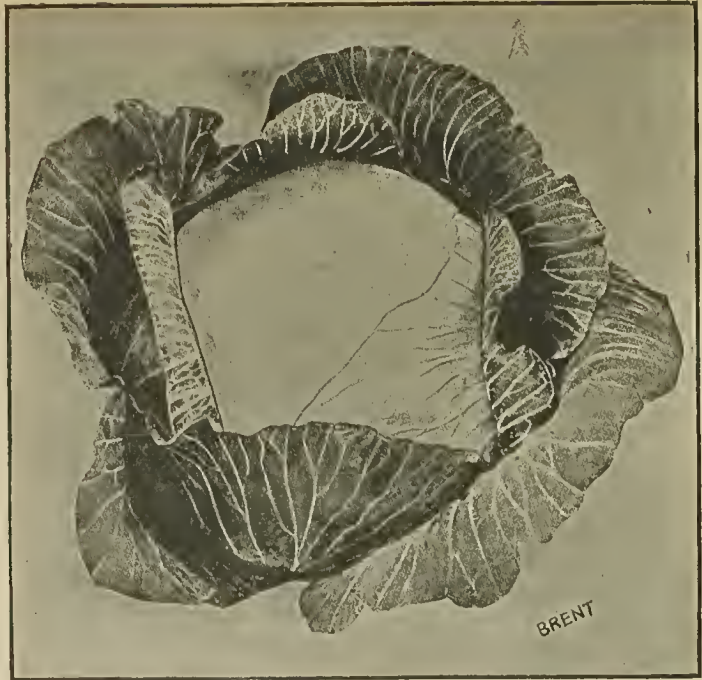
A plant belonging to the Cabbage family, growing more upright and producing small buds similar to miniature Cabbage all along the stems. These are pulled and cooked in a similar way to Cabbage, being very tender and of fine flavor. Sow seed in May and treat like late Cabbage. For prices see colored pages.

Cauliflower

One ounce of seed for 2,000 plants

CULTURE.—For early use, sow in hotbeds in January and February. When plants are large enough, transplant three inches apart in boxes or other hotbeds until time to plant out. If hardened off they are seldom injured by planting out as early as the ground can be worked, 2½ feet apart each way. When practicable, seed may be sown in rich soil from the middle of September to middle of October, and transplanted in frames, protect during severe weather and give light and air on mild days. The early varieties should be brought to maturity before summer heat sets in. The late sorts mature in the autumn and are cultivated same as winter cabbage.

EARLY SNOWBALL.—A standard variety, early and reliable. Our seed is extra fine. For prices see colored pages.



Premium Late Flat Dutch



Brussels Sprouts

HOW TO MAKE A HOT BED.

The hotbed is very necessary for the successful growth or early plants, and in this section should be started in January and February.

INSTRUCTIONS.—Dig a trench east and west three feet wide and about sixteen inches deep, and as long as you want it. This trench should be dug, preferably, on the south side of a building to escape the drip from the eaves. Fill this trench with horse manure, from the stable, tramping and wetting it thoroughly so that it will heat evenly; cover this manure with about three or four inches of good soil, and when the soil has warmed up from below planting may be commenced.

FRAME AND COVER FOR HOT BED

For north wall use a board 12 in. high; south wall 6 in. high. End boards cut on a slant; north end 12 in., south end 6 in., making slant of 6 in. in 3 feet towards south. This makes your frames.

For covering use either hot-bed sash or a frame covered with a good canvas, well linged on north, hooked on the south, so wind cannot disturb it.

After plants have started and the weather is so you can, raise covering and let in as much air and light as possible. Close them on frosty nights.

It is well to purchase a thermometer and keep on the inside of the hotbed, under the cover: the temperature should not be allowed to go above 75 degrees nor below 50 degrees at night. In a hot bed of this kind you can start almost any kind of vegetable or flower seed, and have ripe fruit and blooming plants much earlier than otherwise.

Carrots



Danver's Half-Long Carrot

CULTURE.—Carrots do best in well enriched and manured, sandy loam, though they will do well in any good land that is deep and thoroughly worked. For early crop, sow seed during the early part of April; for late crop, in July and August. As the seed are very slow in germinating, it will be found helpful to soak the seed for twelve hours previous to planting, in warm water, and to roll the land after planting, to prevent evaporation of moisture. Plant in rows 12 to 15 inches apart, thinning later to about 4 inches apart in the rows. Care should be taken to have the land clean, as the seedlings are very delicate, and should not be run over with weeds. Keep well cultivated. One ounce seed is sufficient for 100 feet drill, 3 to 4 lbs., for an acre.

CHANTENAY, or MODEL.—One of the best for the market or home garden, while its great productiveness makes it also very desirable for a field sort. The tops are medium sized, with small necks. The roots are thick, about 6 inches long, smooth, and deep orange red in color. The flesh is very crisp and tender. For prices see colored pages.

DANVER'S HALF LONG.—Very productive and adaptable to all classes of soil. The roots are smooth, of medium length, tapering to a blunt point, and of deep orange color. The flesh is tender and of excellent quality. For prices see colored pages.

ONHEART, or GUERANDE.—The best for hard, stiff soils. The roots are 4 or 5 inches long and very thick. The flesh is bright orange in color, fine grained and sweet. For prices see colored pages.

EARLY SCARLET HORN.—The earliest variety, and best for forcing. The roots are orange red in color, about 3 inches long, blue pointed, very fine grained and of sweet flavor. For prices see colored pages.

IMPROVED LONG ORANGE.—A very popular main crop sort, with large-sized, smooth, fine-grained roots. A splendid keeper. In deep light soil an enormous crop can be raised. This variety is grown extensively for stock feeding. For prices see colored pages.

Celery

Celery seed is very slow in germinating and should therefore be sown in finely prepared rich soil, which can be kept moist. For early use, it is advisable to sow in hotbeds or in shallow boxes in the house or early in April in the open ground. Pack the soil well over the seed with the foot or with back of the spade.

Careful weeding by hand will have to be done until the young plants get started. Seed sown in beds should be transplanted. When the plants are set in the open field, trim the tops off and put in rows about 5 feet apart, setting plants 6 to 8 inches apart. Cultivate constantly during the growing season, and as the crop matures it must be earthed up or blanched. Sometimes this is done by placing two boards upright, close to the plants and filling in dirt both on the sides and in between the plants. The stalks are handled by hand, but the soil must not be allowed to get in the center. Sometimes Celery is set in beds about 4 feet wide, 6 inches between plants and 12 inches between rows, the earth being thrown out on each side of the bed. Then as it grows it is earthed in for blanching. A new method of growing Celery, which is sometimes used, is to plant a plot completely over, setting plants about 6 inches apart. This enormous growth shades the young stalks so that they turn white, but it requires exceedingly rich, heavily manured soil, deep and well drained and plenty of water for irrigation. An ounce sow in about 100 feet produces 5 to 8,000 plants. Four to 6 oz. produce plants enough to set an acre, which mature in 120 to 150 days according to the kind and location.

GOLDEN SELF-BLANCHING.—The best Celery in cultivation and the most profitable for market and family use. The stalks of this Celery are straight, tall and handsome. Very attractive in appearance. The heart is large, solid, golden yellow in color, and of delicious flavor. It will turn at maturity to a yellowish white without banking, but like all other Celeries, is improved by having some soil brought up to the stalks. For prices see colored pages.

GIANT GOLDEN HEART.—It is not only a good keeper, but is large, solid, as sweet as a walnut, and of a beautiful golden color. For prices see colored pages.

PERFECTED WHITE PLUME is the finest strain of White Plume Celery ever grown. Not only does the stem whiten, but the leaf itself, especially every inner leaf, assumes the attractive white color. This makes the White Plume Celery one of the most

showy ornaments that can be put upon the Thanksgiving or Christmas dinner table. White Plume is usually planted for early use, and for this reason should have extra good care. Well-grown White Plume is simply perfect, both in palatability and beauty, and is the earliest Celery in cultivation. For prices see colored pages.

GIANT PASCAL.—One of the most popular sorts for winter use. It is very large in growth; the stalks are exceptionally thick with very heavy hearts which, when blanched, are of a beautiful creamy yellow color. Very brittle and of a superb flavor. For prices see colored pages.

WINTER QUEEN.—A very fine variety for winter storage. Robust, stocky growth requiring but little labor in blanching. The heart stalks are heavy, broad and solid, but crisp and tender, blanching to a rich creamy-white. For prices see colored pages.

Garden Corn

The early Garden Corns, such as the Adams and Early Northern Field Corn, can be planted the end of March or early in April. Sugar Corns cannot be planted until the ground begins to get warm. Frequent cultivation is necessary to have good Corn. The Adams and Northern Field Corn can be planted in rows 3 feet apart, the grains about 12 or 15 inches apart, one inch deep or in hills of six grains, three feet apart each way. The Sugar or Sweet Corns can be handled about the same except that such dwarf varieties as Golden Bantam and Mammoth White Cory can be planted rather closer. For succession, one can either plant several varieties which mature at different seasons or use one variety and plant every two weeks up to July. $\frac{1}{4}$ pound will plant 100 hills, 12 to 15 pounds an acre. It will be ready for the table in from sixty to seventy days from planting.

Extra Early and Early Varieties

(Not Sugar Corn)

EXTRA EARLY ADAMS.—The earliest variety, and can be planted first of all. It bears small, thick ears, close to the ground. Being a dwarf variety, it can be planted closer than the others. For prices see colored pages.

EARLY ADAMS or BURLINGTON.—A little later and larger than the above. Stalks grow about six feet high; ears about eight inches long, with twelve to fourteen rows. For prices see colored pages.

Sweet, or Sugar Corn

For table use, the Sweet Corns are far and away head of all other varieties. While they cannot be planted quite as early as the first, or Field Corn, their quality is so superior that no garden should be without a good planting of early and late varieties.

IMPROVED GOLDEN BANTAM.—This handsome new variety is one of the most delicious of all, and generally believed to be richest in flavor. Extremely early, of hardy, vigorous growth, so that it can be planted quite early. The stalks grow only about four feet high, but bear two or three good ears five or six inches long, of handsome golden yellow color. In flavor quite distinct from the white sorts and some have called it sweet as honey. For prices see colored pages.

EARLY MAMMOTH WHITE CORN.—This very popular and desirable variety is identical with the Red Cory in both quality and earliness. The color of the corn and cob, however, is white, and by many preferred on that account. For prices see colored pages.

EARLY MINNESOTA.—One of the best and most popular of the older varieties, with both market and private gardeners. The stalks are short and bear two long ears each, having eight rows of very sweet and tender kernels, which shrink but little in drying. Kernels very broad, sweet and tender. For prices see colored pages.

COUNTRY GENTLEMEN.—This variety is a selection and improvement of the famous Shoe Peg, which is so highly extolled by all lovers of Sugar Corn. Its improvement consists of much larger sized ears, and producing from three to four ears to the stalk; it is of delicious quality and is without doubt the most delicate and sweetest of all Sugar Corns; cannot be recommended too high. For prices see colored pages.



Stowell's Evergreen

STOWELL'S EVERGREEN.—The most popular late Sweet Corn. More extensively planted than any other sort, being the general favorite with market gardeners and canners for late use. If planted at the same time with earliest kinds, it will keep the table supplied until October. Ears are of good size, grain deep, tender, and sugary, remaining a long time in condition for cooking. For prices see colored pages.

LATE MAMMOTH.—A rather late variety on account of its immense size, producing the largest ears of any variety. These measure up to 14 inches in length and are well filled with large, broad, white kernels, which are sweet, tender and delicious. Usually there are 16 to 18 rows to the ear. The stalks are very large, about eight feet high and productive. For prices see colored pages.

Pop Corn

It pays to raise Pop Corn as a general crop. The demand usually exceeds the supply. Some farmers claim it is as easily grown as field corn, and they receive three or four times the amount per acre for the crop. For main crop the White Rice will bring the best prices per pound as it is better known. Let the children try a patch.

WHITE RICE.—Widely cultivated and used more than any other sort. Short ears, with long, pointed kernels. Very productive. For prices see colored pages.

QUEEN'S GOLDEN.—The largest sort. Stalks grow five to six feet high, producing two to three large ears each. Pops perfectly white. Single kernels expand to one inch across. For prices see colored pages.

Although frost may entirely destroy corn that is four or six inches above ground, if the heart has not been frozen it will rapidly grow again. Therefore do not destroy your field of early corn, even if it has been frosted to the surface of the ground.

Cucumber

Cucumbers succeed best in warm, moist, rich, loamy ground. They should not be planted in the open air until there is a prospect of settled warm weather. Plant in hills about four feet apart each way. The hills should be previously prepared by mixing thoroughly with the soil in each a shovelful of well-rotted manure. Sprinkle the vines liberally with Slug Shot to protect them from bugs, and when all danger from insects is past, thin out the plants, leaving three to four of the strongest to each hill. One ounce of seed will plant about 50 hills; two pounds will plant an acre.



Improved Long Green

EARLY FRAME or SHORT GREEN follows the Spine in earliness; it is not so desirable a variety, and is cultivated to a limited extent; is of a deep green color, and changes to a bright yellow when ripening. For prices see colored pages.

EARLY GREEN CLUSTER.—Very prolific, producing the fruits in clusters near the root of the vine. Fruit short and thicker at one end. If fruits are picked frequently, the vines continue to bear for a long season. It is a good picking variety. For prices see colored pages.

WHITE SPINE.—This variety grows fruit 10 to 12 inches in length and of rather large diameter. It is an early and vigorous grower. More blight-proof than any of the longer sorts. Color a dark green. In shape it is straight and smooth. A very good flavor, which makes it an excellent variety for home use, as well as for the market. For prices see colored pages.

ARLINGTON WHITE SPINE.—One of the most distinct, popular and profitable strains of White Spine Cucumber. The real merit of this sort has gained for it a large and ever-increasing demand, especially in very large Cucumber-growing districts of the South and East. It is beyond question the earliest and most

productive variety of this type. For prices see colored pages.

JERSEY PICKLING.—This splendid variety originated in the celebrated pickle section on the Delaware River, about 25 miles above Philadelphia, where more pickles are grown than in any other section of the United States. It is pronounced by growers as the best of all for pickling. For prices see colored pages.

DAVIS PERFECT.—A special selection from the White Spine made by one of the large growers. It possesses all the qualities of the greenhouse varieties, retaining its fine green color until nearly ripe, and is equally as good for an outdoor crop as for greenhouse use, and the outdoor crop being so uniform in color as to compare favorably with any greenhouse grown. It has very few seeds and is ideal for slicing, being rather longer than White Spine. For prices see colored pages.

IMPROVED LONG GREEN.—The fruits of this variety often attain a length of 12 inches; are slender and of a uniform dark green color. It is a rather late variety and largely used for pickling; very popular. For prices see colored pages.

Herbs

SWEET, POT AND MEDICINAL.

For flavoring soups, meats, etc., a few pot and sweet herbs are necessary for every garden. If they are to be used during the winter, the stalks should be cut on a dry day, when not quite in full bloom. They should then be dried quickly in the shade, and when dry be packed closely in boxes with the air entirely excluded.

Sow in the early spring in rich soil—eighteen inches apart in shallow drills. April is the month for most varieties; the larger growing sorts can be transplanted later.

ANISE.—Used for garnishing, seasoning and for cordials. For prices see colored pages.

BASIL, SWEET.—Leaves used for flavoring soups, stew and highly seasoned dishes. For prices see colored pages.

CATNIP, or CATMINT.—Grown for bee pasture. The leaves and young shoots are used for seasoning.

DILL.—Leaves are used in pickles and for flavoring soups and sauces. For prices see colored pages.

FENNEL.—Leaves boiled are used in fish sauces and for garnishing. Seeds are used for flavoring. For prices see colored pages.

LAVENDER TRUE (Lavandula vera).—The best. For prices see colored pages.

MARJORAM (Sweet).—Leaves and shoots used for flavoring in the summer and dried for winter use. For prices see colored pages.

SAGE.—Seasoning, stuffing. For prices see colored pages.

SUMMER SAVORY.—The leaves and young shoots are used for flavoring. For prices see colored pages.

THYME.—Seasoning, headache tea. For prices see colored pages.

Water Cress

The most reliable way of cultivating the Water Cress is to sow the seed in moist soil, and, when a few inches high, transplant into running brooks, but protected from the current; when the plants become once established they will last for years. The leaves and stalks are used as a salad, and is considered a very wholesome dish. For prices see colored pages.

Collards

A variety of Cabbage known in different sections as "Cole," "Colewort," or simply "Greens." It is extensively used in the South, where it continues its luxuriant growth all winter.

GEORGIA, SOUTHERN or CREOLE.—The best variety. Freezing does not injure, but rather improves their quality. For prices see colored pages.

Endive

CULTURE.—Sow early in April for early crop, but is usually used as a late Fall crop. Sow seed in June or July in drills 15 to 20 inches apart and thin out.

MAMMOTH GREEN CURLED.—This beautiful and valuable variety is much superior to the old Green Curled and grows 15 to 20 inches in diameter. The leaves are very crisp, tufty and full in every stage of growth. The mid-rib is pure white, very heavy, thick, fleshy and tender. It is equally suitable for Spring, Summer or autumn planting, being extremely hardy. For prices see colored pages.

Egg Plant

CULTURE.—Seed are of slow germination, require moderate amount of heat. Should be started in hot-beds and not checked after starting to grow. When two or three inches high, they should be potted in three-inch pots and not set out in the open until nights are warm. Plant in rich soil for best results. Plant about three feet apart and keep well watered. One ounce of seed will produce about 1,000 plants.

BLACK BEAUTY.—This new variety is an excellent market sort. It is about the same size and shape as the New York Improved, except a little fuller at the top; is a few days earlier and a heavier yielder. Its color is a rich purplish black, which it retains after becoming dead ripe. True stock. For prices see colored pages.

NEW YORK IMPROVED SPINELESS PURPLE.—A very popular variety in many locations. Fruit is large, entirely free from thorns or spines, of very good purple color. An old, well-tried variety and more largely planted than any other. For prices see colored pages.

Leek

Similar to Onions in flavor, being of the same family of plants, but does not form a thick bulb. Sow seed early as possible half an inch deep and when plants are large enough to handle transplant to rows 12 inches apart, setting plants six inches apart. Hill up as they grow to blanch the stems, or plant in a trench like Celery and fill in as they grow. Seed may also be sown in September and transplanted in Spring. One ounce will sow 100 feet of drill.

LARGE FLAG.—Well known and popular variety; hardy. For prices see colored pages.

Kale or Borecole

Used largely for greens in Fall, Winter and Spring. Can be sown broadcast or in drills 18 inches apart from early September to the middle of October. Can also be sown in February and March, at which time the Spring or Smooth Kale is best to use. This is also used in the Fall, as it makes greens quicker than other varieties. All should be protected with straw or coarse litter in Winter so that the plants can be cut throughout the season. Winter varieties can be sown at the rate of three or four pounds to the acre. The Spring Kale can be sown broadcast at the rate of eight pounds per acre or four to five pounds in drills.

DWARF CURLED SIBERIAN.—A standard variety, having fine curled leaves and of fine flavor. Will stand out all Winter in this section without protection. For prices see colored pages.

DWARF GREEN CURLED SCOTCH or NORFOLK.—A variety largely used for shipping. It has a finely curled leaf and has a low and spreading growth. The leaves are ornamental and are frequently used for



Black Beauty
Egg Plant

Mustard

CULTURE.—One ounce is sufficient for 75-100 feet of drill. Sow either in Spring or Fall, in rows 12-18 inches apart, thinning later to about six inches in the row. Cultivate same as Turnip Salad.

SOUTHERN GIANT CURLED.—Leaves are large, light green, with yellowish tinge, much crimped and frilled at the edges. Very succulent, pungent and of sweet flavor. For prices see colored pages.

WHITE MUSTARD.—For prices see colored pages.

BLACK MUSTARD.—For prices see colored pages.

Kohl Rabi

A peculiar vegetable belonging to the Cabbage family and forming a turnip-shaped bulb above ground, which is used in the same manner as turnips. For garden cultivation, give same treatment as Cabbage. Should be used when young and tender. Can be sown in June or July for Fall use. One ounce will sow 200 feet of drill.

EARLY WHITE VIENNA.—A very satisfactory variety of good quality. For prices see colored pages.

garlishing. Can be sown in August and September. For prices see colored pages.

SPRING OR SMOOTH KALE.—This does not have the crinkly leaves peculiar to other varieties. It is very hardy and is largely used for both Fall and Spring sowing, being the best variety for Spring sowing. For prices see colored pages.

Lettuce



CULTURE.—Lettuce does best in rich land, and the land should be properly prepared by heavy manuring and thorough cultivation. For crop for market in November and December, the seed should be sown late in July and August. For Spring crop, sow seed from last of September to the middle of October, in well made and well protected beds, transplanting to open ground in November or as late as December. Protection during the Winter months is absolutely necessary, and if no natural protection is afforded, cover lightly with a little straw. As soon as the ground can be worked in the Spring without injury to the plants, give an application of fertilizer. One ounce of seed will give 3,000 plants, and is sufficient for 100 feet of drill, 5 to 6 pounds for an acre.

INSECT REMEDIES.—For the green lettuce worm and green measuring worm which eat the leaves, spray with a solution of Hellebore in water, at the rate of one pound of Hellebore to 15 or 20 gallons of water. For green lice, spray with a solution of tobacco extract. In greenhouses, fumigation with Nicco-Fume liquid or tobacco stems, will be effective. In frames, fumigation with Nicco-Fume Paper is best. Tobacco stems or tobacco dust applied on the soil or around the beds, is an effectual preventive of green lice.

Curled or Loose Head

BLACK-SEEDED SIMPSON.—The best known and probably the most largely planted of any variety. Early, hardy, dependable, it is a favorite with market gardeners, both for planting outside or for growing under glass. The leaves are large, light green, quite crumpled throughout, but especially frilled at the border. They grow compactly without forming a distinct head, are of firm texture and of good quality either for family use or for shipping. Can be planted later than most sorts, as its vigorous growth enables it to withstand the summer heat. For prices see colored pages.

GRAND RAPIDS.—Of the highest merit as a forcing variety. Owing to its peculiar upright habit of growth, it economizes in bench, room, and in a short time produces a mass of beautifully frilled leaves of splendid quality for the table or for shipping. It is also an attractive and desirable variety for growing outside in the home garden. We have an excellent strain of seed of this variety, which is proving very satisfactory to our customers who grow under glass. For prices see colored pages.

⊙ **EARLY CURLED SIMPSON.**—Standard loose-leaf variety, forming a dense growth, but not heading. The leaves are light green, curled, and good quality. A satisfactory sort for the home garden. For prices see colored pages.

PRIZEHEAD.—Well known loose-heading Lettuce, quite distinct from most other sorts on account of its peculiar color, light green shading to bright reddish brown. The leaves are somewhat crumpled and grow more so at the border. In quality, tender and sweet. For prices see colored pages.

EARLY CURLED SILESIAN.—Medium size plant with very light green leaves of good quality and sweet flavor. Very reliable and sure to make good leaves even under very unfavorable conditions. A good sort for the home garden, one of the oldest and most popular varieties. For prices see colored pages.

Cabbage or Heading

BIG BOSTON.—A splendid Lettuce for market gardeners, either North or South. Leaves are light green, nearly smooth, except the outside edges, which are somewhat ruffled. Forms large and very compact heads that are especially suitable for shipping, for which purpose it is planted very largely in the South for the Northern market. For prices see colored pages.

MAY KING.—This is an extremely hardy Lettuce. Can be planted very early in the Spring. Matures more quickly than any other of its class, forming large heads, the inner leaves blanching yellow, the outer ones somewhat tinged with brown. For prices see colored pages.

IMPROVED HANSON.—A splendid summer heading sort and probably the most popular of its class. The plant is compact, forming a large cabbage-like head which remains in good condition a long time. The outer leaves are yellowish green, somewhat crumpled, with a large, distinctive midrib. The inner leaves, white, sweet and tender. For prices see colored pages.

TRIANON WHITE COS.—The varieties of this class are quite distinct from the Soft Leaf Lettuce. The leaves are long and very firm in texture, producing a leaf-shaped head, the inner leaves blanching thoroughly. The quality is excellent, the leaves remaining crisp and fresh. For prices see colored pages.

Musk Melons or Cantaloupes

A rich, sandy soil and good seed are absolutely necessary for success in raising the best Musk Melons. The seed should not be planted until the ground has become dry and warm; plant in hills six feet apart each way; old, well-rotted manure should be thoroughly mixed with the soil in each hill and in liberal quantity. Put six to ten seeds in the hill, and, when danger from insects is past, leave three or four of the strongest plants only. Musk or Cantaloupe Melons may also be sown in rows, that are made about six feet apart, and when the plants are well up, thinned to stand in hills five or six feet apart, just before the plants begin to run. This method insures a good stand of plants in spite of the bugs. If the plants grow very rank, the tips of the leading shoots should be pinched off when about three feet long. Green-fleshed melons will become more netted if about 200 pounds of salt are broadcasted to the acre. Cultivate often and not deep. One ounce of seed will plant sixty hills; two to three pounds will sow an acre.

INSECT REMEDIES.—For the striped beetle, which is troublesome, dust plants lightly with Slug Shot, air-slacked lime, tobacco dust or even dry road dust.

Green-Fleshed Varieties

EXTRA EARLY HACKENSACK.—Large, handsome in appearance, bountiful yielder, and early and reliable with market gardeners. The flesh is very thick, of delicious flavor, rich and sugary. It is a healthy grower and stands attacks of insects better than any other sort. The skin is green, and thickly netted. Flesh light green, juicy, sweet. For prices see colored pages.

ROCKY FORD.—The world-wide popularity of this variety is as great today as when it first came into prominence several years ago. The Rocky Ford Cantaloupe is slightly oblong in shape and when ripe has a silver-colored netting of lace-like appearance. Skin is green, but turns a peculiar gray color when fit

for shipping. Flesh greenish in color, firm in texture, and so sweet and luscious that it may be eaten close to the rind. For prices see colored pages.

LARGE HACKENSACK, or TURK'S CAP.—A very popular variety which attains a large size, is round in shape and flattened at the ends; skin green and thickly netted, the flesh also is green, rich and sugary in flavor. It is very productive and extensively grown by market gardeners. For prices see colored pages.

IMPROVED GREEN NUTMEG.—An old, well-known variety. In shape, nearly round. Flesh greenish yellow, sweet, and of delicate flavor. For prices see colored pages.

Orange or Salmon-Fleshed Varieties

PAUL ROSE, or PETOSKEY.—One of the finest varieties ever introduced, being a cross between the Netted Gem and Osage, having all the fine qualities of the former, with the beautiful rich salmon-colored flesh of the latter; the fruit is slightly oval, averaging about five or six inches in diameter, with deep flesh and small seed cavity; is of the most delicate and delicious flavor. For prices see colored pages.

TIP-TOP.—Tip-top in quality. Tip-top in appearance. Tip-top in productiveness. This splendid melon

has "held its own" for many years against all introductions in the melon line, and no yellow-fleshed melon of which we have any knowledge compares with it in good qualities. The testimony of all who have used Tip-Top is that every melon produced, whether big or little, early or late, is a good one—sweet, juicy, finest flavor, firm (but not hard) fleshed, and edible to the outside coating. Fruit of large size, and flesh attractive bright salmon in color; nearly round, evenly ribbed, moderately netted, very productive. For prices see colored pages.



BURRELL'S GEM.—One of the best of the "Rocky Ford" type of the yellow-fleshed sorts. Fruit of medium size, weighing about two pounds each. They are well netted and of pleasing appearance. The flesh is edible almost to the rind, a little darker color than the Osage, richer in flavor, and fine grained and firm. An early melon, ripening in about 70 days; deliciously rich, spicy flavor, unexcelled by any other melon. An abundant yielder, and an excellent shipper. For prices see colored pages.

EMERALD GEM.—This is one of the finest varieties, and is well named; it is really an emerald

among the many varieties which are now cultivated; skin a dark green flesh salmon color and of sweet and delicious flavor; it has more of the flavor of the French melon than any other variety. For prices see colored pages.

OSAGE, or MILLER'S CREAM.—A medium to large sized melon, of exceptional quality. The vines are vigorous and prolific, and the fruit is oval in shape, dark green in color, slightly ribbed, and partly covered with shallow gray netting. The flesh is salmon colored, thick, fine grained and of delightful flavor. For prices see colored pages.

Watermelons

A light, sandy soil, with good exposure to the sun, is the best situation to plant Watermelons. The ground should be prepared deep, but receive shallow cultivation. Hoe often and very thoroughly. If extra large Watermelons are desired for exhibition purposes, leave but one or two on a single vine. Plant in hills eight to ten feet apart each way, with a very generous shovelful of well-rotted manure mixed with the soil in each hill. If commercial fertilizer is used, it should contain a large percentage of ammonia and potash. Plant eight or ten seeds in each hill, and finally, when danger from insects is past, thin out to three strong plants. One ounce of seed will plant 20 to 30 hills; four or five pounds will plant an acre.

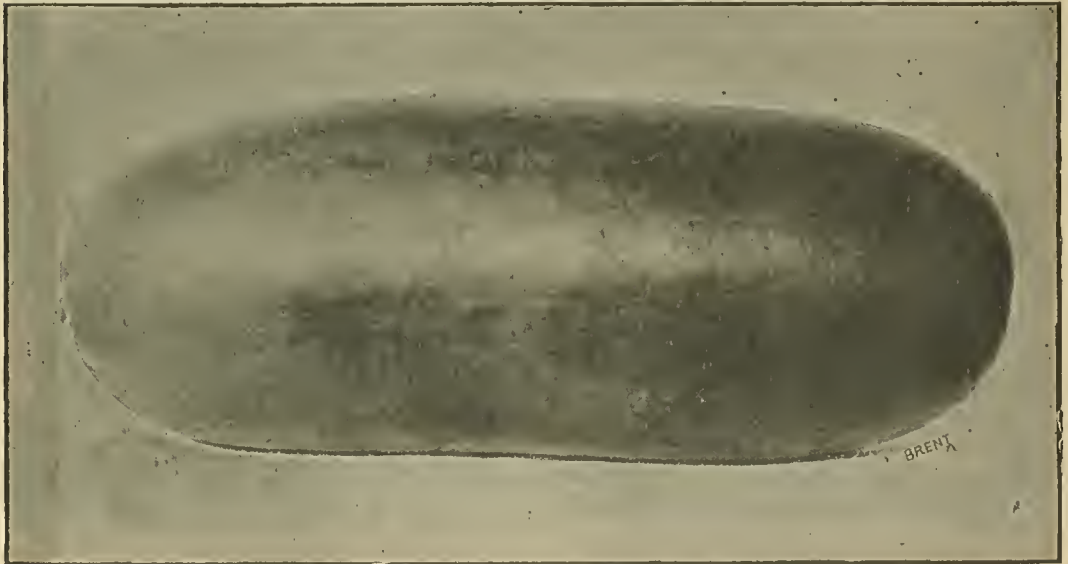
INSECT REMEDIES.—Same as Musk Melons.

PEERESS, or ICE CREAM.—One of the very best melons for this latitude and for private gardens and nearby market, there is none better on the list; fruit medium size, oval, rind thin, finely mottled, dark and light green, flesh bright scarlet, solid to the center, crisp, very sweet and fine flavored; it is one of the earliest; seed pure white. For prices see colored pages.

LONG LIGHT ICING.—A good cropper, heavy, attractive and very desirable in quality; undoubtedly one of the best. Flavor very superior. Skin light green; flesh crystalline. One of the best for home use, but not a good shipper. For prices see colored pages.

TOM WATSON.—A large oblong melon, the skin of which is dark green, with thick netting on the entire surface, quite distinct from other varieties. It averages 18 to 24 inches long and 10 to 12 inches in diameter and weighs 50 to 60 pounds. The rind is thin, but tough, and flesh a bright attractive red color, crisp, sweet and delicious. The heart is large with no core. The seeds are brown, tipped with white. The appearance and quality of this melon make it desirable for both home and market use. For prices see colored pages.

FLORIDA FAVORITE.—Oblong in shape, growing to a very large size, rind dark green, striped with lighter, highly prized on account of its delicious flavor; seed light colored. For prices see colored pages.



Tom Watson

DARK ICING.—Round and of medium size, skin dark green; flesh red and quality first-class. Good for home garden. For prices see colored pages.

GEORGIA RATTLESNAKE.—Very popular melon for shipping in some localities and a good market variety, oblong in shape, large size, flesh scarlet, crisp and of good quality, rind dark green, striped and mottled with lighter green; seeds light color. For prices see colored pages.

KOLB'S GEM.—A large-sized melon, grown very extensively for shipping purposes. Rind is very tough, flesh red, sweet and tender, although a little coarse. For prices see colored pages.

SWEETHEART.—A fine shipping melon of large size and fine quality. The vines are very vigorous and productive, bearing the fruit early. Melons uniform in size, oval-shaped and very heavy. The rind is light green, thin, but firm; flesh bright crimson, sweet and tender. Particularly fine for shipping or market for main crop, being of such fine appearance that they sell readily. For prices see colored pages.

HALBERT HONEY.—Said by many to be as handsome and as fine flavored as Kleckley Sweet, and much more productive. Has dark green, very thin rind, with meat so crisp and tender that well ripened melons split ahead of the knife when cutting. Fine for home market and garden, but with too thin rind for shipping. For prices see colored pages.

KLECKLEY SWEETS, or MONTE CRISTO.—Unequaled for the home patch or for nearby markets. Vine very productive; of the most luscious medium sized oval melons, with a dark green rind; flesh is bright red, sweet and tender. We do not recommend this variety for shipping as the rind is so tender it is liable to crack. For prices see colored pages.

Citron

CITRON FOR PRESERVES.—Fruit round and smooth. Is not eaten raw, but is used for making a very clear, transparent preserve of peculiarly fine flavor. Flesh, white and solid. For prices see colored pages.



Onions

Prize Taker

Large Growers of Sets Should Write for Special Prices on Seed.

Seed can be sown in hotbeds and transplanted to rows twelve inches apart, the plants four inches apart in the row. When handled in this way the large varieties, such as Prize Taker or Silver King, are generally used. The seed can be sown in the open ground in rows twelve inches apart and thinned to three inches apart for large Onions. If grown for Sets seed should be sown thickly and not thinned. Onions require rich soil and constant cultivation. The soil should be well prepared before the crop is planted. Early Green Onions can best be obtained by planting Sets, either Potato Onions or the small Onions, raised from seed. Potato Onions can be planted in the Fall and Spring, about two inches deep, the regular Sets early as possible in the Spring. If not used as Green Onions, they will mature much earlier than Onions from seed. If large Onions are desired, sow five to six pounds per acre; for pickling Onions, fifteen pounds per acre, and for Sets, 40 to 60 pounds per acre.

THE GREAT YELLOW PRIZETAKER ONION.—This variety has become famous all over the world, not only for its enormous size, but for the beautiful formed and attractive Onions it produces, which frequently measure 12 to 15 inches in circumference and from three to five pounds in weight, produces large Onions same season. Excels in size, yield and keeping qualities; highly recommended. For prices see colored pages.

LARGE RED WETHERSFIELD.—The standard red variety and a great favorite. The bulbs are large, flattened but thick, with deep purplish red skin and light purplish white flesh, rather strong, but of pleasant flavor. Very productive, and is a fine keeper. One of the best for poor and dry soils. For prices see colored pages.

YELLOW GLOBE DANVERS.—The bulbs grow medium to large size, of uniform globe shape, with a small neck, and ripen very evenly. The skin is rich coppery yellow, with mild creamy white, crisp flesh, of excellent flavor. An excellent keeper, and a splendid shipper. It is the variety most generally grown,

either for sets or for large bulbs. For prices see colored pages.

WHITE PORTUGAL or AMERICAN SILVERSKIN.—A mild and pleasant Onion of somewhat flattened shape when matured, but globular when sown thickly for sets or pickling. It is very popular for family use, and one of the best for pickling, also for slicing or boiling. A favorite when young as a salad or bunching Onion, excellent for Winter. Largely grown for sets. For prices see colored pages.

SOUTHPORT WHITE GLOBE.—This grows to a very large size and is a perfectly globe shaped Onion. Color is a clear, pure white. This variety is used by market gardeners for bunching.

Potato Onions

Valuable for bunching or an early crop of bulbs. The smallest sets make fine bulbs; the large bulbs, when planted, immediately multiply, each bulb producing from six to twelve stalks for bunching.

Onion Sets

For prices see colored pages.

Okra or Gumbo

Sow the seed late in the Spring in very rich soil, in drills two feet apart, observing that the ground is warm, as if cold and moist the seeds will invariably rot; when the plants are up, thin out to a foot apart. When canned, it is also one of the most delightful vegetables for Winter use, especially when canned with tomatoes.

PERKINS' PERFECTION MAMMOTH GREEN PODDED.—This extraordinary variety is not only the most productive known, but forms enormous-sized pods, and is earlier than any other variety. It is a large cropper, and is not only very highly prized by growers, but owing to its great tenderness is preferred by canners, who preserve it hermetically for Winter use. For prices see colored pages.

TALL or LONG GREEN.—A tall-growing variety, producing long, thin pods. For prices see colored pages.

WHITE VELVET or CREOLE.—An entirely distinct variety, the pods are round and smooth, but covered with a fine fibre resembling velvet. We regard it as one of the finest varieties. For prices see colored pages.

Parsnip

CULTURE.—Work the soil very deep and pulverize the surface thoroughly. Sow the seed in early Spring, three-fourths of an inch deep, in rows 12 to 18 inches apart. As soon as the young plants appear, cultivate and hand weed them, and when three inches high thin to six inches apart in the row. Cultivate sufficiently to keep the soil loose throughout the season. Freezing improves the quality of Parsnips for table use, so it is customary to take up in the Fall when the ground begins to freeze what will be needed for winter use, leaving the remainder to winter over in the ground, or better still, pitting them as is often done with other roots so that access may be had to them at any time. One ounce of seed for 200 feet of rows; five pounds seed required for an acre.

HOLLOW CROWN, LONG SMOOTH.—Smooth, large, tender and sugary; one of the best. Our stock is very fine. For prices see colored pages.

IMPROVED GUERNSEY.—An improvement over the parent, "Hollow Crown," than which it is much larger in diameter, but not so long, the roots are more easily gathered. This sort gives general satisfaction, having good quality. For prices see colored pages.



Parsley

Parsley

Parsley is valuable for flavoring and garnishing purposes. Sow in drills as early in Spring as the soil can be pulverized. Seed two years old will vegetate more freely than new seed, which will frequently require five or six weeks to germinate; so the cultivator must not be disheartened if the plants do not appear within a month. The seed will also germinate more freely by soaking it 24 hours in water, and mixed with sand before sowing.

DARK MOSS CURED.—A famous English variety, and very popular in this country. It is beautifully curled, but the color is much lighter than the single. For prices see colored pages.

DWARF EXTRA CURLED.—The moss-like leaves are finely curled and of a beautiful bright green color; the growth is very compact. For prices see colored pages.

PAIN or SINGLE.—This is the hardest variety; foliage very dark green, with plain leaves, having a strong Parsley flavor, and much preferred in French cooking. For prices see colored pages.

Pepper


CULTURE.—For earliest crop sow in hotbed in February or March and transplant to open ground in May, setting plants about 15 inches apart in rows 2½ feet apart. Later crops can be sown in cold-frames. Cultivate and keep free of weeds. Peruvian Guano or some good commercial fertilizer applied broadcast around the plant and hoed in when they are about six inches high will produce an enormous increase and improvements in yield.

RUBY KING.—This is the most popular large Red Pepper now in cultivation. Very large scarlet fruits of sweet, mild flavor. Plants grow two feet high and bear a fine crop of the handsome large fruit, which ripen earlier than any other large fruited variety. The flesh is quite thick, sweet and mild, so mild that if the seeds are removed the fruits may be eaten from the hand like an apple. Especially fine for salads or stuffed for mangoes. For prices see colored pages.

LARGE BELL or BULL NOSE.—An old standard and favorite sort. It is early, bright red in color at maturity, entirely mild, of large size and has thick flesh. Is excellent for stuffing. It is a good bearer and is much grown for both home and market. For prices see colored pages.

NEW CHINESE GIANT PEPPER.—The fruits of this variety are of enormous size, even when put alongside such a large kind as Ruby King. The appearance of the New Chinese Giant on the market is most striking and attractive, and it sells on sight. The shape is more blocky than Ruby King, being almost square, or about the same diameter both ways. Color brilliant, glossy scarlet. For prices see colored pages.

LONG RED CAYENNE.—The conical shaped fruits are three to four inches long, of bright red color and borne in great profusion. The flesh in character is very sharp and pungent. A standard household variety of Pepper. For prices see colored pages.



Chinese Giant Pepper



Peas

Peas mature early when in a light, rich soil. For the general crop, a rich deep loam or clay would be best. Peas thrive better if the ground is poor and requires enriching, use well rotted manure, and for the dwarf varieties you can hardly make the soil too rich. When grown as a market crop, Peas are seldom staked or bushed, but are sown in single rows

three to four inches deep, the depth depending on the time of sowing, nature of the soil, as well as the variety. Wrinkled varieties are not so hardy as the smooth sorts, and if planted early should have dry, warm soil, and not planted deep, or they are liable to rot in the ground. These wrinkled varieties are, however, the sweetest and best flavored. Rows for planting should be from 2½ to 3¼ feet apart according to the kind, soil and manner of culture desired. When grown in the kitchen garden it is best to sow the seed in double rows, 6 to 8 inches apart, the tall sorts requiring brush. Commence sowing early varieties as soon as the ground can be worked in the Spring, and continue, for a succession, every two weeks up to the end of June, discontinuing until the middle of July, when a good crop can sometimes be secured by sowing an extra-early sort. Two pounds sow 100 feet of rows; 115 to 140 pounds for an acre in drills; 175 lbs. broadcast.

EARLY ROUND OR SMOOTH

PEDIGREED EXTRA EARLY (2 feet).—This extra early Pea is not only early, but the very best of the smooth, white, extra earlies. Matures in from 40 to 45 days after germination and the full, round, dark, green pods are produced in wonderful profusion. Practically all the pods can be gathered in two pickings, and as they are of strong texture, are well fitted for shipping even long distances. The Peas are of medium size, round, smooth and of splendid flavor. The vines are very hardy, and seed may be sown as soon as the soil becomes mellow. For prices see colored pages.

EARLY ALASKA.—This is the earliest blue variety in cultivation; the dark green color of its pods makes it a desirable shipping variety, as it will carry long distances without losing color; this quality combined with its extreme earliness recommends it very highly to the market gardener; height 2½ feet; is also the most popular variety for canning, being almost exclusively used for that purpose by the largest canning establishments in the country. For prices see colored pages.

FIRST AND BEST.—A popular, extra early Pea, producing good crops and satisfactory in nearly all sections. Vines 2½ feet high, producing pods 3 to 3½ inches

Alaskas

long. Sold under the name of Philadelphia Extra Early, Improved Daniel O'Rourke, Rural New Yorker, Extra Early Kent and a dozen other similar names. For prices see colored pages.

EARLY TOM THUMB is an old-fashioned favorite on account of its very dwarf habit, and is really more productive than many varieties that grow twice its height. It produces a fine-sized pod and the Peas are

sweet and tender. For prices see colored pages.

AMEER.—This variety is very much like the Alaska, but is not quite so early. The vine is slightly longer as are the pods which are well shaped. It ripens uniformly and the peas are of excellent quality. The seed is round, wrinkled and light green. For prices see colored pages.

EARLY WRINKLED PEAS

These are much finer than the hard, smooth Peas, being much sweeter and of superior flavor. They can not be planted quite as early, as they are liable to decay in cold, wet soil.

THOMAS LAXTON.—The earliest Wrinkled Pea. Equal in quality to the best of the late wrinkled sorts. Peas are large as Telephone, unsurpassed in quality; coming into use early in June, as soon as the small round, early sorts. This is certainly the finest Wrinkled Pea yet introduced, coming in with the first earlies, with pods double the size. The pods are a dark rich green, straight and square ended, and contain on the average seven to eight large, narrow peas of the richest flavor. We consider it superior to, and likely to supersede, that fine early pea, the "Gradus," being harder in constitution, darker in color and a better yielder. It is a reliable market gardener's as well as private gardener's pea, and will undoubtedly take the same place among earlies as

Telephone among the late sorts. For prices see colored pages.

PREMIUM GEM.—An old variety still largely grown and quite early. It is productive and the peas are of high quality. Grows a little taller than most extra early varieties. For prices see colored pages.

AMERICAN WONDER.—A leading dwarf wrinkled Pea. Esteemed for earliness, productiveness, flavor and quality; strong and robust in habit, growing about 10 inches high and produces a profusion of good-sized pods, which are fairly packed with the finest flavored Peas. Has always been a great favorite for the home garden. For prices see colored pages.



Gradus

GRADUS, or PROSPERITY.—One of the very best early wrinkled, large podded Peas. The pods are fully as long as Telephone. Vine similar in appearance and does not grow so tall, being of medium height, about 3 to 3½ feet. The pods are 4 to 4½ inches long, pointed, handsome and one of the most attractive of the early wrinkled sorts. Peas very large, splendid quality and a beautiful light green color. This has been one of the most popular varieties in cultivation. For prices see colored pages.

NOTT'S EXCELSIOR.—This is one of the standard high grade Peas that have established themselves with gardeners so firmly that many will take no other variety for its season. Its quality is fine, and for a wrinkled Pea, it is hardy and thoroughly reliable. It does not require staking and the pods ripen evenly, making it extremely valuable for home and market use. For prices see colored pages.

Late or Main Crop

ALDERMAN.—A splendid large podded variety of recent introduction and excellent quality. Vines vigorous, growing about 3½ feet high, with coarse, dark colored leaves and producing an abundance of very large, dark green pods, filled with immense Peas of delicious flavor. We recommend this to all large Pea growers. For prices see colored pages.

TELEPHONE.—One of the most popular varieties for main and late crop, on account of its many good qualities; fine appearance, large pods, and most excellent flavor; a good shipper. Vines about four to five feet, very sturdy and vigorous. This Pea is considered by many private and market gardeners to be the best of all. For prices see colored pages.

CHAMPION OF ENGLAND.—A very productive variety, universally admitted to be one of the richest and best flavored of the late Peas. Pods large, about three inches long. The seed is light green, wrinkled and very desirable for home use and especially recommended for market gardeners. Profuse bearer. Very much superior in flavor to the Marrowfat Peas. For prices see colored pages.

LARGE WHITE MARROWFAT.—This is a late Pea, hardy, very hardy and vigorous grower. The pods are of good size and usually contain five or six peas of good quality, but not of as high flavor as the regular garden peas. For prices see colored pages.

DWARF SUGAR OR SALAD PEA.—A distinct variety with edible pods, cooked and eaten the same as snap beans. Worth a trial in your garden. For prices see colored pages.

Seed Sweet Potatoes

Many people hesitate to grow Sweet Potatoes, believing that a great deal of extra work is necessary to produce the crop. The only extra work connected with it is in the production of plants, and if you are not prepared to grow these yourself, they can always be purchased at a reasonable price. It is not, however, difficult to grow plants. About the only difference in the field culture is that the ridges are made for Sweet Potatoes before setting the plants. The only secret is to keep them free from weeds and the ground mellow. After the vines begin to run they will keep down the weeds themselves. A light, sandy soil is best.

The Seed sweet Potatoes which we offer are grown, stored and handled especially for Seed purposes. They are not cold storage stock on which the germ has been killed, but are fresh and vigorous. It is absolutely necessary that they be handled quickly in Spring, as they do not keep well after being taken from the storage bins. We cannot guarantee them

all to be sound upon arrival, and we try to protect our customers by prompt service. For this reason we hold the Potatoes until the weather is settled and then fill all orders at once so as to get them to our customers promptly.

It does not pay to buy Sweet Potatoes in small lots. Better buy the plants unless you will need more than 1,000.

CULTURE.—Put the Potatoes into hotbeds in April, covering with three inches of earth, and after they begin to grow give plenty of air on sunny days and water regularly. In May or June set out in rows three feet apart and fifteen inches apart in the rows. The land should be plowed shallow in order to produce the short, chunky Potato most largely in demand. Apply a fertilizer having only a small percentage of nitrogen and a large amount of potash.

We can supply the following varieties in April: Yellow Jersey, Red Jersey, Red and White Bermuda, Southern Queens and Brazilians.



Green Striped Casbah

Sugar Pumpkin

Pumpkins

Sow the seed as soon as the ground becomes warm, in hills eight to ten feet apart each way, or, in fields of corn about every fourth hill. Plant at the same time as the Corn. They are affected by the same insect pests as the Cucumber and the same remedies should be used. Pumpkins are not so particular in regard to soil as melons and cucumbers but in other respects are cultivated the same, though on a large scale. The pumpkin more properly belongs to the farm than the garden, especially as it readily mixes with and injures the quality of the finer squash. Pumpkins are splendid feed for sheep when the pasturo begins to fall in the Fall.

KENTUCKY FIELD.—A large, round, slightly ribbed, soft shell, salmon colored Pumpkin that is very productive and excellent for stock. This variety is a standard sort everywhere, and is also often grown for exhibition purposes. The flesh is yellow, tender, and of excellent quality. For prices see colored pages.

JAPANESE PIE.—A variety of high quality and which grows to a large size. The rind is bluish green, blotched with yellow; flesh salmon colored, fine grained and sweet. Fine for pies as well as for stock feeding. For prices see colored pages.

TENNESSEE SWEET POTATO.—Bell shape; medium size, thick flesh, skin creamy white, fine grained,

sweet, delicious. Very fine for pies. For prices see colored pages.

GREEN STRIPED CASHAW or CROOKNECK.—An excellent table variety, having much the same quality as the squash. It grows to a good size and is productive. Used for stock feeding also. For prices see colored pages.

WHITE CASHAW.—Similar in all respects to the green striped except that the color of the shell is white. For prices see colored pages.

SUGAR PUMPKIN.—Excellent for pies or canning. Fruit small and round without ribs. Flesh yellow, sweet and of best quality. Very productive.



Irish Cobbler

Second Crop Seed Potatoes

These Potatoes, as the name implies, are made from the second planting. They can be planted in the Spring in the ordinary way for a second planting in July or August. It frequently happens when the first crop is a failure that by planting "Second Crops," if the season is at all favorable, that a larger yield may be secured than from the first crop. By some, Second Crop is preferred to Northern stock; we, however, recommend Northern stock for first crop and the Second Crop for late. The following are the varieties of Second Crop most used:

Triumphs, Cobblers, Early Hebron, Queen, Bovee, Thornburn, Puritan and Blush.

For prices see colored pages.

Northern Grown Seed Potatoes

CULTURE.—A sandy loam reasonably rich in organic matter, is considered the very best soil for Potatoes. However, any soil that is light and easily worked and contains a good supply of plant food will grow potatoes successfully. It is not advisable to apply fresh manure just before the tubers are planted. Fresh manure, besides causing a number of diseases on the tubers, contain too large a supply of nitrogen, which produces too rank a growth at the expense of tubers. Plowing should be deep in sections where the ground freezes and stays frozen, and should be turned on edge, so that the air can get around and under the lumps. In Southern sections, Spring plowing is perhaps the best, because open winters and numerous rains have a tendency to settle the ground and render it too compact for tubers.



Early Ohio

INSECT REMEDIES.—For the Potato Bug, Paris Green is most effective remedy and on large areas had better be applied with a Leggett's Champion Paris Green Gun or Beetle Duster. For a small garden, mixing with land plaster, 1 lb. to 100 lbs. of plaster and dusting; or if sprayed, use 1 lb. of Paris Green to 100 gallons of water. Slug Shot can be used in small gardens if desired. For preventing blight and increasing growth of vines and yield of potatoes, spray with Bordeaux Mixture two or three times. It has wonderful results. Paris Green can be used mixed with it if desired.

TREATING POTATOES FOR SCAB.—Mix half pound formaldehyde with 15 gallons of water, same proportions for larger amounts of potatoes. Place uncut and unsprouted potatoes in coarse burlap sack and suspend in the solution. Let soak for two hours, then remove and dry.

EARLY TRIUMPH (Bliss) or Six Weeks.—There is good reason why the Triumph should be popular. It is from seven to ten days earlier than the Ohio, and that often means a difference of many dollars in crop. The potato is of good size, squared at the ends. Skin is red, flesh is very white and firm. It is productive, and for several years to come will probably command a higher price among potato buyers than any other sort.

IRISH COBBLER.—It a pure white Potato, nearly round in shape with eyes rather more pronounced than in the Ohio type varieties. It is spoken of as the legitimate successor to Bliss' Triumph and is fast superseding that variety. It sells better than Triumph, as it is a better looker, is ahead of Triumph in quality and yields more, although not as early.

EXTRA EARLY OHIO.—The extra Early Ohio is fully two weeks ahead of the Early Rose, and is a general favorite with Potato growers and marketmen alike, and is the most profitable Potato they can possibly grow. The tubers grow compact in the hill, are easily dug, with very few small ones—nearly every potato is of marketable size; has few eyes, which are even with the surface. With heavy manuring, close planting and good culture, a very large and profitable crop can be expected—300 to 500 bushels per acre is not an unusual yield.

ROSE.—This variety has been a great favorite for many years on all markets and many growers still claim that it has never been excelled in quality and productiveness. Potatoes are long in shape, good size and light pink in color at the bud end. They cook mealy and are of the finest flavor.

BEAUTY OF HEBRON.—An old time variety and still largely grown. Oblong in shape, white skin tinged with pink. Good yielder, fine quality.

WHITE STAR.—Long, white in color, good keeper, good size and quality, medium late.

PEERLESS.—A standard round white potato, medium late in maturing.

EMPIRE STATE.—A good standard late Potato and one extensively used for late planting; good yielder and cooker; in color, white, somewhat like the Burbank, but larger.

CHICAGO MARKET.—This Potato is said to be a seedling of the Rose. It is later, makes a heavier yield and is a splendid Potato for cooking and for keeping. The Potatoes are many to the hill and are large. In shape, rather oblong and flat. Color varies on different soils, from light pink nearly white, to rose color. In Central Kentucky this is one of the most popular main crop varieties.

RURAL NEW YORKER No. 2.—Well known now the country over, and very largely planted for profitable main crop. Rurals are now quoted in all the leading markets of the country along with Burbanks and other standard sorts, and usually they are quoted higher than Burbanks. They are certainly more profitable to raise. When Rural No. 2 first made its appearance as sent out in 1889 by the Rural New Yorker, it introduced an entirely distinct class of potatoes, unknown up to that time. The class is characterized by long, rather spindling vines, with dark colored stalks, dark green leaves and purple blossoms; tubers nearly round, flattened, with very smooth, pure white skin, uniform in size, quite numerous in the hill, always very attractive in appearance.

BURBANK.—A standard Long White variety. An old standard main crop variety which is very popular because of market demand and heavy yields. Satisfies both the grower and the consumer. Tubers are large, oblong and have fairly deep eyes. Color white, quality excellent, cooking very mealy and of attractive whiteness that pleases. It is the standard market potato in most of the potato growing districts and contends with Rural New Yorker for first place.

CARMAN NO. 3.—This great Potato should be found in every list of the best varieties. It is a sort of an iron-clad, and holds its own and does well everywhere. It makes great yields of fine, large, smooth tubers, white, nearly round, even under the most unfavorable circumstances, and can be relied on to bring in money.

FOR PRICES SEE COLORED PAGES

RADISH

For an early supply, sow in a hotbed in February, care being taken to give abundant ventilation to prevent running to leaves. For open air culture and succession, sow from middle of March until September at intervals of a week or ten days. The growth must be rapid to insure crispness, succulence, and mildness of flavor. A fine dry, sandy loam, enriched and made light with well-rotted manure, is best adapted for the purpose, all heavy soils producing directly the opposite results from those desired.

One ounce to 100 feet of drill; 9 or 10 lbs., per acre.

on sale and on the table. It is crisp and tender, both when young and until it attains large size, thus remaining in condition for use for considerable time. For prices see colored pages.

CHARTIER (Scarlet).—One of the best long scarlets for second early Summer or Fall uses. Roots when fully grown, average 7 or 8 inches long and 1½ to 2 inches thick, but even when only ½ inch thick are in good condition for table. It remains longer without getting pithy than any Summer sorts. Color, bright crimson, shading to white at the tip. For prices see colored pages.

WHITE STRASBURG.—One of the most popular and desirable of all long white Radishes for second early or Summer crop. Even when comparatively small it is fine quality and remains crisp and tender much longer than other early varieties. Roots when full grown are 1½ to 3 inches and 5 to 6 inches long, tapering. Top medium; roots smooth, crystal white color, handsome, showy, crisp and tender and especially desirable for market or family use. For prices see colored pages.

Sow in July or August for winter use.

LONG BLACK SPANISH.—A long, very hardy Radish. Skin nearly black; flesh pure white. Very well known and extensively planted. For prices see colored pages.

ROUND BLACK SPANISH.—A large, turnip-shaped Radish. Skin and flesh same as the long variety. Quality about the same. For prices see colored pages.

CELESTIAL—WHITE CHINA.—Roots average 18 in. long, 5 in. in diameter; grows mostly above ground; flesh white, crisp and juicy. For prices see colored pages.

SCARLET CHINA.—Very large red winter variety. Crisp, white flesh; good keeper. For prices see colored pages.



Early Scarlet Turnip

EARLY SCARLET TURNIP.—A very early, small, round Radish; entire Radish is of a rich scarlet color. This splendid variety has always been a great favorite. For prices see colored pages.

EARLY FRENCH BREAKFAST.—A very popular French variety of very rapid growth, and one of the best varieties for early forcing; its form is oval; color scarlet tipped with white, and small in size. It is also a beautiful variety for garnishing purposes. For prices see colored pages.

SCARLET TURNIP WHITE TIP.—Market gardeners' favorite Radish for outdoor planting. A very desirable one for the home garden. It is an early maturing variety, only a little later than the forcing strain. Turnip-shaped; handsome scarlet in color, with a distinct white tip. For prices see colored pages.

CININNATI MARKET.—The finest long Red Radish in cultivation, either for house or market. Skin scarlet colored, very thin, the flesh crisp, brittle and of delightful flavor. For prices see colored pages.

LONG SCARLET SHORT TOP.—The standard early variety for market and home garden. Roots long, growing partly above ground, straight, smooth, rich, scarlet color, very crisp and quick grower. Our seed is especially selected. For prices see colored pages.

EARLY SCARLET OLIVE SHAPED.—Olive shaped, terminating in a small tap root. Skin scarlet; neck small; flesh rose colored, tender and excellent. For prices see colored pages.

● **WHITE ICICLE.**—The finest of the early, pure white varieties. Planted in the Spring, the Radishes are ready for pulling in about three weeks from sowing the seed. They are long and slender and clear pure white, making them very attractive when



Early Scarlet Olive Shape



Bloomsdale Spinach

Spinach being cut to the acre than any other variety, and is especially recommended for autumn sowing, as when sown in spring time it shoots to seed early. On good soil 150 barrels of Bloomsdale Spinach should be cut to the acre. For prices see colored pages.

EARLY LONG STANDING SPINACH.—This is the best variety to be sown in the Spring and at monthly intervals for a successive summer supply. For prices see colored pages.

Rhubarb

CULTURE.—Rhubarb succeeds best in deep, somewhat retentive soil. The richer its condition and the deeper it is stirred the better. Sow in drills about an inch deep, and thin out the plants to six inches apart. In the fall transplant the young plants into very highly manured and deeply stirred soil, setting them four to six feet apart each way, and give a dressing of coarse manure every Spring. The stalks should not be plucked until the second year, and the plant never allowed to exhaust itself by running to seed.

MYATT'S VICTORIA.—Planting two year old roots gives quicker results.—For prices see colored pages.

Salsify or Oyster Plant

When properly cooked, it is a good substitute for oysters in taste and flavor, and is very nutritious. A most palatable vegetable; the cultivation is precisely the same as directed for Parsnips and Carrots. Salsify will keep finely through the Winter, in the ground where grown, in exactly the same manner as Parsnips. The roots are perfectly hardy; in fact, they are best after the frost has touched them.

Succeeds best, perhaps, in light, well-enriched soil. If it is necessary to use manure, it should be very fine and well-rotted. Sow early in drills 18 inches apart and cover firmly one inch deep; thin to three inches apart in the drills. One ounce of seed will sow fifty feet of drill; eight pounds is sufficient to plant an acre.

MAMMOTH SANDWICH ISLAND.—This is in every way superior to the Large White, being larger, stronger growing and less liable to branch. Invaluable to market gardeners. For prices see colored pages.

Squash or Cymling

Summer Squash requires one ounce to 30 hills. Winter varieties, one ounce to 15 hills and 3 to 4 pounds per acre.

CULTURE.—Plant when the weather has become settled and the ground fairly warm. Bush varieties are planted 3x4 feet; running varieties 6x8 feet; about 4 to 6 seeds per hill and thin out later, leaving the strongest plants about 3 to the hill. Hills similar to those made for Cucumbers with well-rotted manure or fertilizer are best. Winter varieties may be stored in a moderately warm dry place of even temperature.

INSECT PESTS.—For the Striped Beetle, see under Cantaloupes. For the Squash Bugs, Tobacco Dust is sometimes a preventive, but Kerosene Emulsion is the best remedy.

EARLY WHITE BUSH.—A well known early variety. Color is creamy white with comparatively smooth surface, somewhat flattened and scalloped. Vines are bush, vigorous and very productive. Known as Patty Pan or Cymling in the South. For prices see colored pages.

EARLY GOLDEN SUMMER CROOKNECK.—The old standard sort; very productive and matures a little earlier than the Giant Summer Crookneck. Fruits, when fully grown are about one foot long, with distinctly crooked neck and surface uniformly warty; color bright yellow. For prices see colored pages.

MAMMOTH YELLOW BUSH or GOLDEN CUSTARD.—This is a new rich golden yellow, scalloped bush Summer Squash, grows large, is not excelled in quality and is very productive. For prices see colored pages.

HUBBARD.—A well tried popular favorite, with strong, vigorous, prolific vines. Squashes weigh from 10 to 25 pounds. Dark green, with golden yellow flesh, deep and finely grained, richly flavored, sweet and dry. Properly kept, it will last from September to May. For prices see colored pages.

MAMMOTH CHILE.—A large fruited variety, skin smooth and dark orange color. Flesh is of a rich yellow color—very thick, fine grained and sweet. Excellent for pies and needs little sugar. Fruits very large, sometimes attains weight of 150 pounds. Fine for stock. One of the best winter varieties. For prices see colored pages.

Spinach

One ounce of seed for 100 feet of drill—ten to twelve pounds in drill per acre.

CULTURE.—Spinach is very hardy, extremely wholesome and palatable and makes a delicious dish of greens, retaining its bright green color after cooking. It should be planted in very rich ground, the richer the better. Sow in drills one foot apart, and commence thinning out the plants when the leaves are one inch wide. All should be cut before hot weather, or it will be tough and stringy. For early Spring use, the seed should be sown early in autumn. In the North the plants will require a slight protection of leaves or straw, but in the Southern States no protection is necessary, and they will continue their growth most all winter.

BLOOMSDALE SPINACH.—Forty days. Earliest cutting of any sort. This is a form of Spinach superior to other sorts because of its leaves being curled, twisted and bloated to an unusual degree, this curled quality giving the leaves an elasticity especially fitting them for shipment to long distances, while at the same time giving the crop large measuring qualities, many more barrels of the Bloomsdale

and thus adding an increased profit to the shipper.

For prices see colored pages.



Squash



Early Red Sunrise

TOMATOES

Seed can be grown in a hotbed or in boxes in the house for earliest plants and later in cold-frames or in the open ground as soon as danger of frost is past. If sown thinly in rows they will stand until large enough to handle. Enough plants can be started in an ordinary cigar box to supply the average family, but they would of course have to be transplanted to pots or other boxes to afford room for growth. Tomatoes are one of the earliest vegetables to grow from seed, and all should have them as they are not at all particular as to soil. Where possible, it is well to make this rich, either with stable manure or a good potash fertilizer. Set the plants three to four feet apart each way and cultivate well. An ounce of seed will produce about 1,500 plants. Three to four ounces are sufficient for an acre.

INSECTS AND BLIGHT.—For the green worm, which eats the foliage, use Hellebore, either dry or in solution, or Paris Green mixed with water at the rate of 1 lb. to 150 gallons and spray. For rot, blight and other diseases, spray the plants with Bordeaux Mixture in solution, commencing early.

Early Tomatoes

EARLY RED SUNRISE.—We quote from the originator of this remarkable tomato.—“A few years ago we made a selection for an early tomato, with the idea of increasing the yield of saleable fruit over the Earllana, which, in our estimation, was the best early tomato at that time. We carefully tested this variety before offering it to our customers. Since offering it for sale, we have had a great many recommendations from men who know. It has even surpassed our highest expectations, and we feel pleased that we can offer this tomato to our customers. We consider it the most useful variety in our list because of its being a week earlier than Earllana, both in first fruit and main gathering, because it yields twenty-five per cent more saleable fruits than the Earllana, because it cuts equal with any other variety, early or late.” Plants of this tomato sold by us May 15, 1919, matured tomatoes the last week of June. If you want the earliest tomato and a good one, try this. For prices see colored pages.

SPARK'S EARLIANA.—Probably no early Tomato introduced in many years has attracted so much attention and has so large a sale as Spark's Earllana. It is not only extremely early, but is remarkable for its large size, handsome shape and beautiful bright red color. Its solidity and fine qualities are fully equal to many of the best late sorts. Extra early Tomatoes are one of the most profitable crops for the market gardener as well as especially desirable in the home garden. You will make no mistake in planting the Earllana. For prices see colored pages.

CHALK'S JEWEL.—One of the newer introductions in Tomatoes. It is extra early in maturing, coming in very shortly after Spark's Earllana, but a heavier cropper than that variety, with Tomatoes of large size and sweeter in flavor. It is of bright red or scarlet color, being in the same class in quality and handsome appearance as the Matchless, while it is distinctly earlier in season. A particular advantage claimed for this variety is its hardy, vigorous and robust growth, admitting of earlier planting in the field, as it is claimed that it withstands cool weather and blight where plantings of other tenderer sorts would be injured. It is very highly recommended by those who have grown it and it is rapidly growing in favor everywhere. For prices see colored pages.

JUNE PINK.—The earliest of all pink Tomatoes. It is a good yielder of high quality and runs very smooth for an early sort—similar in habit and shape to the Earllana, differing from it in color only, which is pink instead of red. Pink Tomatoes are much preferred in some markets. The June Pink, while primarily an early Tomato, continues to bear and ripen fruit up to frost. The fruit is borne in clusters, single specimens often measuring 3 inches in diameter. For prices see colored pages.



PREMIUM SEEDS

TOMATOES—(Continued)

ACME.—This celebrated variety is of an entirely distinct character, and is very popular. It is well adapted for Southern culture; form perfect, round, slightly depressed at the ends, very smooth; color a glossy dark red, with a sort of purplish tinge; ripens all over and through at the same time; bears continuously until frost; delicious in flavor. For prices see colored pages.

LIVINGSTON'S GLOBE.—Another new variety of exceptional merit. It is of beautiful globe shape, with quite a percentage of elongated (stem to blossom) fruits, which permits a greater number of slices being taken than with flat-fruited sorts. Color a beautiful glossy rose, tinged purple. For prices see colored pages.

PONDEROSA.—It is in every way splendid. It excels in magnificent size, often attaining a circumference of 18 inches, frequently weighing 2, 3 and 4 lbs. each, perfect in form, free from wrinkles and fissures, perfectly smooth; solid, free from water cavities, almost seedless; ripens thoroughly from center to skin, its glowing crimson color permeating the flesh to the heart; it is free from rot; but above all, the delicious quality and flavor are its crowning merits—toothsome and rich when sliced, savory and delicious when canned, very little boiling being required for it to thicken.

The plants of Ponderosa Tomato are of luxuriant, healthy growth, independent of droughts, free from blight, and are prodigious, early and continuous bearers. First ripe fruits are often picked in ten weeks from seed sowing, while late fruits may be gathered until frost. For prices see colored pages.

GOLDEN QUEEN.—A very handsome yellow Tomato of large size, solid and smooth; very productive. For prices see colored pages.

BONNIE BEST.—Early, of good shape and size. It is a vigorous grower and very prolific. In shape it is nearly round, very thick through, and partly flattened at the stem end. Grows in clusters of 4 to 6; color is a bright scarlet. This is a variety that should be tried by every one.

BUCKEYE STATE.—A desirable variety for truckers. Grows in large clusters of six to eight, large fruit. Ripens evenly, solid with color, a purplish pink.

BEAUTY, IMPROVED STRAIN.—This has been a standard variety for many years, and is still the favorite main crop Tomato with our market gardeners. Medium early, round, very uniform in shape. Skin smooth, crimson with purplish tinge. Flesh solid and of excellent flavor. A splendid Tomato for either the home garden or for shipping. For prices see colored pages.



Purple Top White Globe

STONE.—This variety is very large and of a bright scarlet color; very smooth; ripening evenly to the stem without a crack, exceedingly solid; is an excellent shipper; quality the very best; fine for canning; a good keeper; without hard core; not subject to rot; its vines and foliage rank and robust. For prices see colored pages.

SMALL-FRUITED VARIETIES. Small Varieties.—Tomatoes, excellent for preserves or pickles; Red Peach, Yellow Peach, Red Pear, Yellow Plum.

Turnip

For early use, sow as soon as ground opens in Spring, in drills from 12 to 15 inches apart; thin out to 6 or 9 inches in the rows. For succession, continue to sow every two weeks until June; for Fall and Winter crop, sow in July and August. The Rutabagas are grown for feeding stock, and are also excellent for the table. Take up the roots in November, or before severe frosts; cut off tops within an inch of the crown, store in cool cellar or pit, or pile in a conical form out-of-doors, in dry ground; cover carefully with long straw, and finish by earthing up with about 12 to 15 inches of earth, leaving a trench around the heap to carry off water. One ounce of seed for 150 feet of drill; one pound for an acre.

EXTRA EARLY PURPLE TOP MILAN.—Of handsome appearance; somewhat flattened, white with purple top. Two weeks earlier than Purple Top Strap Leaf; good for Spring or Fall planting. Bulb forms very rapidly. For prices see colored pages.

PURPLE TOP WHITE GLOBE.—A fine table Turnip. It is an early and heavy cropper, as well as a good keeper. The bulb is a very handsome globe, and is especially in demand among market gardeners. This is also a good Turnip for stock feed, as it will grow to a large size if left for that purpose. For prices see colored pages.

PURPLE TOP STRAP LEAF.—This is probably more extensively planted than any other variety. It is a very early flat Turnip of medium size, the lower portion white and the upper part reddish purple. The flesh is fine grained and sweet. A splendid table variety and desirable also for stock feed. For prices see colored pages.

SEVEN TOP.—Grown extensively in the South for the tops, which are used for greens. It is very hardy


and will grow all winter. As it does not produce a good root, it is only recommended for the tops. For prices see colored pages.

Rutabagas

Rutabagas, Swedish or Russian Turnips, are extensively grown for a farm crop. The roots are close-grained, hard, and will endure a considerable degree of cold without injury if preserved in a pit or cellar during the winter. Rutabagas are superior to any other vegetable root grown for cattle, horses and sheep. The animals thrive and fatten on rutabagas, carrots, and mangels fed in combination with hay.

AMERICAN PURPLE TOP.—A very large, globe-shaped Rutabaga, yellow with purple top. Hardy, vigorous growing variety of excellent quality for the table and one of the best for stock feed. For prices see colored pages.

THE C. S. BRENT SEED CO. Inc.



Brent's Premium Field Seeds

For close on to fifty years we have made a specialty of Field Seeds. Located in the center of the grass seed growing section we are enabled at all times to buy from the growers to the best advantage.

Our cleaning and shipping facilities are the best.

Both our large warehouses are located on switches and are within a short distance of all depots.

That the merits of "BRENT'S PREMIUM SEEDS" are recognized is shown by our continuously increasing domestic and foreign demand.

To Obtain Best Results with Grass and Clover Seeds

Have the ground thoroughly prepared. This is of the utmost importance to secure the largest and most successful crops. If the land is filled with weeds it is better to sow some grain crop or Millet to smother the weeds before sowing other grasses or clovers. Before grass seeds are sown, the ground should be thoroughly and deeply plowed, and repeatedly harrowed. This is more expensive, but the results will more than justify it.

Where the land is in need of fertilizing, and there is very little that is not—200 to 400 pounds of Raw Bone Meal or a good mixed fertilizer can be used when the seed is sown, either in the Spring or Fall. This will eliminate danger of weeds to a great extent.

Seeds can be sown in the Spring or Fall. In the Spring, February, March and April are the best

months in this section. Grass Seeds can be sown alone or with a grain crop. Sown alone generally give better results. Seeds can be sown with a Wheelbarrow Seeder, Rotary Seeder, by hand or a Grain Drill. For light seeds a Grain Drill, or a Wheelbarrow Seeder is best. The Rotary Seeder for heavy grass seeds and clover. Best results are obtained from two way sowings, sow one half the seed crossing the field and the other half in returning over the same space.

Light grass seed should be covered very little. Clover seeds and heavier grass seeds $\frac{1}{4}$ to $\frac{1}{2}$ inch.

Grass seeds sown by hand or with a seeder should be harrowed and afterwards rolled.

Watch your meadows, when a bare spot appears, more seed should be sown which will insure a more even crop.

Crimson Clover

Trifolium incarnatum

Farmers all through the middle Atlantic and southern States are increasing the acreage of Crimson Clover very materially, as they find it one of the most satisfactory of early forage and soil-improving crops. Its greatest value is a soil-improver, practical farmers maintaining that a crop of Crimson Clover turned under is equal to a good application of stable manure. It costs less to seed per acre than any other similar crop, and the results in putting the much-needed nitrogen and humus into the soil are considered superior even to cowpeas, or any other known crop throughout this section.

The best time for sowing is during August, September and October. It should be sown at about the rate of 15 pounds to the acre. For prices see colored pages.

Japan Clover

Lespedeza striata

Japan Clover is a promising crop throughout the middle and Southern States. It grows rapidly practically anywhere. Once started it soon spreads and makes a steady growth of the finest and most nutritious pasturage, much relished by all stock. On stony hillsides or waste lands it will grow well also on low or wet lands, in combination with Red Top, making excellent grazing for this class of land. It is recommended for sowing in woods that are used for grazing, as it will do well in the shade where other grasses will not.

It is not advisable to graze Japan Clover too continuously for first season, but after that it can be grazed at any time. This Clover is not recommended for lands that will grow other Clovers or grasses; but for poor, wornout soils it will make excellent pasturage and benefit the soil.

Sow 10 pounds to the acre in March or April. It does not make much showing the first year. For prices see colored pages.

PREMIUM SEEDS

PRICE LIST

ALL PRICES ARE SUBJECT TO CHANGE WITHOUT NOTICE

The prices given below are opening prices, as our catalog goes to press sometime before the demand sets in. It is possible that there may be an advance or a decline as the season advances, though at present we feel that on most items these prices will hold through the early part of the season. Your order will be filled at our lowest prices the day order is received.

WE WOULD SUGGEST PLACING YOUR ORDER AS EARLY AS POSSIBLE.

VEGETABLE SEEDS

ASPARAGUS SEED.				
Page	Pkt.	Oz.	¼lb.	Lb.
1	Columbian Mammoth White	.05	.15	.35 \$1.00
1	Conover's Colossal	.05	.15	.35 1.00
1	Roots per 100	\$2.00.		

BEANS. DWARF BEANS—GREENPOD.

	Pkt.	lb.	2 lbs.	15lbs.
2	Extra Early Red Valentine	.10	.30	.55 \$3.75
2	Black Valentine	.10	.30	.55 3.75
2	Burpee's Stringless	.10	.30	.55 3.75
2	Giant Stringless	.10	.30	.55 3.75
2	Tennessee Green Pod	.10	.30	.55 3.75
2	Bountiful	.10	.30	.55 3.75
2	Early Six Weeks	.10	.30	.55 3.75
2	Refugee-Late, or 1000 to	.10	.30	.55 3.75
2	Large White Marrow	.10	.30	.55 3.75
2	White Navy	.10	.25	.45 3.35
3	Red Kidney	.10	.30	.55 3.75
3	Dwarf Horticultural, or Bush Cranberry	.10	.30	.55 3.75

POLE BEANS.

	Pkt.	lb.	2 lbs.	15lbs.
3	Kentucky Wonder, or Old Homestead	.10	.30	.55 3.75
3	White Seeded Kentucky Wonder, or St. Louis Perfection	.10	.30	.55 3.75
3	White Creaseback	.10	.30	.55 3.75
3	Horticultural Pole, October or Speckled Cranberry	.10	.30	.55 3.75
3	Lazy Wife	.10	.30	.55 3.75
3	Cut Short, or Corn Hill	.10	.30	.55 3.75
3	Dutch Case Knife	.10	.30	.55 3.75

WAX BEANS.

	Pkt.	lb.	2 lbs.	15lbs.
3	Golden Wax	.10	.30	.55 3.75
3	Prolific Black Wax	.10	.30	.55 3.75

BUSH OR DWARF LIMA BEANS.

	Pkt.	lb.	2 lbs.	15lbs.
3	Burpee's Bush Lima	.10	.30	.55 3.75
3	Henderson's Bush Lima	.10	.30	.55 3.75
3	Fordhook Bush Lima	.10	.30	.55 3.75

POLE LIMA BEANS.

	Pkt.	lb.	2 lbs.	15lbs.
3	King of the Garden Lima	.10	.30	.55 3.75
3	Small Lima, or Butter Beans	.10	.30	.55 3.75
3	Large White Lima	.10	.30	.55 3.75

BEETS.

	Pkt.	Oz.	¼lb.	Lb.
4	Crosby's Early Egyptian	.05	.15	.35 1.00
4	Early Eclipse	.05	.15	.35 1.00
4	Detroit Dark Red	.05	.15	.35 1.00
4	Improved Early Blood Turnip	.05	.15	.35 1.00
4	Improved Long Dark Blood	.05	.15	.35 1.00
4	Long Smooth Blood	.05	.15	.35 1.00
4	Swiss Chard, or Sea Kale Beet	.05	.15	.35 1.00

MANGELS AND SUGAR BEETS.

	Pkt.	Oz.	¼lb.	Lb.
4	Yellow, or Orange	.05	.15	.35 1.00
4	Golden Tankard	.05	.10	.35 1.00
4	Mammoth Prize Long Red	.05	.15	.35 1.00
4	Lane's Imperial Sugar	.05	.15	.35 1.00

BRUSSELS SPROUTS.

6	Brussels Sprouts	.10	.40	1.50
---	------------------	-----	-----	------

CABBAGE.

	Pkt.	Oz.	¼lb.	Lb.
5	Copenhagen Market	.10	.30	1.00 3.75
5	Charleston Wakefield	.10	.30	1.30 3.75
5	All Head Early	.10	.25	.75 3.00
5	Early Jersey Wakefield	.10	.25	.75 3.00
5	Early Summer	.10	.25	.75 3.00
5	All Season	.10	.25	.75 3.00
5	Succession	.10	.25	.75 3.00
5	Early Drumhead	.10	.25	.75 3.00

Page	Pkt.	Oz.	¼lb.	Lb.
6	Danish Ballhead	.10	.25	.75 3.00
5	Premium Late Flat Dutch	.10	.25	.75 3.00
5	Early Flat Dutch	.10	.25	.75 3.00
5	Large Late Drumhead	.10	.25	.75 3.00
6	Mammoth Red Rock	.10	.40	1.25 4.50

Cabbage Plants—Next Page.

CAULIFLOWER.

6	Early Snowball	.25	2.50	9.00
---	----------------	-----	------	------

CARROTS.

	Pkt.	Oz.	¼lb.	Lb.
7	Chantenay, or Model	.05	.15	.30 1.00
7	Danver's Half Long	.05	.15	.30 1.00
7	Oxheart, or Guerande	.05	.15	.30 1.00
7	Early Scarlet Horn	.05	.15	.30 1.00
7	Improved Long Orange	.05	.15	.30 1.00

CELERY.

	Pkt.	Oz.	¼lb.	Lb.
7	Golden Self-Bleaching	.10	.50	1.50 4.75
7	Giant Golden Heart	.05	.25	.75 3.00
7	Perfected White Plume	.05	.25	.75 3.00
7	Giant Pascal	.05	.25	.75 3.00
7	Winter Queen	.05	.25	.75 3.00

CRESS.

10	Water Cress	.15	.50	1.75 7.00
----	-------------	-----	-----	-----------

COLLARDS.

10	Georgia, Southern of Creole	.05	.15	.50 1.50
----	-----------------------------	-----	-----	----------

SWEET CORN.

	Pkt.	lb.	2 lbs.	15lbs.
8	Extra Early Adams	.10	.30	.55 3.75
8	Early Adams	.10	.30	.55 3.75
8	Improved Golden Bantam	.10	.30	.55 3.75
8	Early Mammoth White Corn	.10	.30	.55 3.75
8	Early Minnesota	.10	.30	.55 3.75
8	Country Gentleman	.10	.30	.55 2.75
8	Stowell's Evergreen	.10	.30	.55 3.75
8	Late Mammoth	.10	.30	.55 3.75

POP CORN.

8	White Rice	.10	.25	.45 3.25
8	Queen's Golden	.10	.30	.55 3.50

CUCUMBER.

	Pkt.	Oz.	¼lb.	Lb.
9	Early Frame or Short Green	.05	.15	.30 1.00
9	Early Green Cluster	.05	.15	.30 1.00
9	White Spine	.05	.15	.50 1.50
9	Arlington White Spine	.05	.15	.30 1.00
9	Jersey Pickling	.05	.15	.30 1.00
9	Davis Perfect	.05	.15	.50 1.50
9	Improved Long Green	.05	.15	.50 1.50

EGG PLANT.

10	Black Beauty	.10	.50	1.75
10	New York Improved Spineess	.10	.50	1.75

ENDIVE.

10	Mammoth Green Curled	.05	.25	.75
----	----------------------	-----	-----	-----

HERBS.

SWEET, POT AND MEDICINAL

9	Anise	.30		
9	Basil, Sweet	.30		
9	Fennel	.25		
9	Lavender True	.30		
9	Majoram	.75		
9	Sage	.75		
9	Summer Savory	.75		
9	Thyme	.75		

THE C. S. BRENT SEED CO. Inc.

VEGETABLE SEEDS---(Continued)

KALE OR BORECOLE.					
Page	Pkt.	Oz.	¼lb.	Lb.	
10	Dwarf Curled Siberian	.05	.20	.60	\$1.50
10	Home Grown Siberian	.05	.20	.60	1.50
10	Dwarf Green Curled Scotch	.05	.25	.75	1.50

KOHL RABI.

10	Early White Vienna	.05	.25	.85	3.00
----	--------------------	-----	-----	-----	------

LEEK.

10	Large Flag	.05	.25	.85	3.00
----	------------	-----	-----	-----	------

LETTUCE CURLY OR LOOSE HEAD.

11	Black-seeded Simpson	.05	.15	.40	1.25
11	Grand Rapids	.05	.15	.40	1.25
11	Early Curled Simpson	.05	.15	.40	1.25
11	Prizehead	.05	.15	.40	1.25
11	Early Curled Silesian	.05	.15	.40	1.25

CABBAGE OR HEADING.

11	Big Boston	.05	.15	.40	1.25
11	May King	.05	.15	.40	1.25
11	Improved Hanson	.05	.15	.40	1.25
11	Trianon White Cos.	.05	.15	.40	1.25

MUSK MELONS OR CANTALOUPE.

12	Extra Early Hackensack	.05	.15	.35	1.25
12	Rocky Ford	.05	.15	.35	1.25
12	Large Hackensack, or Turk's Cap	.05	.15	.35	1.25
12	Improved Green Nutmeg	.05	.15	.35	1.25
12	Paul Rose, or Petoskey	.05	.15	.50	1.65
12	Tip Top	.05	.15	.40	1.25
12	Burrell's Gem	.05	.15	.50	1.65
12	Emerald Gem	.05	.15	.40	1.25
12	Osage, or Miller's Cream	.05	.15	.30	1.00

WATER MELONS.

13	Peerless or Ice Cream	.05	.15	.30	1.00
13	Long Light Icing	.05	.15	.30	1.00
13	Dark Icing	.05	.15	.30	1.00
13	Georgla Rattlesnake	.05	.15	.30	1.00
13	Knob's Gem	.05	.15	.30	1.00
13	Sweetheart	.05	.15	.30	1.00
13	Tom Watson	.05	.15	.30	1.00
13	Florida Favorite	.05	.15	.30	1.00
13	Halbert Honey	.05	.15	.30	1.00
13	Keckley Sweets, or Monte Cristo	.05	.15	.30	1.00
13	Crilton	.05	.15	.35	1.10

MUSTARD.

10	Southern Giant Curled	.05	.15	.25	.75
10	White Mustard	.05	.15	.25	.75
10	Black Mustard	.05	.15	.25	.75

OKRA OR GUMBO.

14	Perkins' Perfection Mammoth	.05	.15	.25	.75
14	Tall or Long Green	.05	.15	.25	.75
14	White Velvet or Creole	.05	.15	.25	.75

ONIONS.

14	Yellow Prizetaker Onion	.10	.25	.85	3.25
14	Large Red Weathersfield	.05	.20	.75	3.00
14	Yellow Globe Daneser	.05	.20	.75	3.00
14	White Portugal or Silverskin	.05	.25	.85	3.00

ONION SETS.

	Qt.	½Pkt.	Pkt.	Bu.	
14	Yellow	.20	.65	1.25	4.00
14	Red	.25	.75	1.25	4.00
14	White	.30	.85	1.25	4.00
14	Potato	.30	.85	1.25	4.00

PARSNIP.

15	Hollow Crown Long Smith	.05	.15	.25	.85
15	Improved Guernsey	.05	.15	.25	.85

PARSLEY.

15	Dark Moss Curled	.05	.15	.25	.85
15	Dwarf Extra Curled	.05	.15	.25	.85
15	Plain or Single	.05	.15	.25	.85

GARDEN PEAS.

	Pkt.	lb.	2 lbs.	15lbs.	
16	Pedigreed Extra Early	.10	.30	.55	\$3.75
16	Early Alaska	.10	.30	.55	3.75
16	First and Best	.10	.30	.55	3.75
16	Early Tom Thumb	.10	.30	.55	3.75
16	Ameer	.10	.30	.55	3.75

Page	Pkt.	lb.	2 lbs.	15lbs.	
16	Thomas Laxton	.10	.30	.55	3.75
16	McLean's Little Gem	.10	.30	.55	3.75
16	American Wonder	.10	.30	.55	3.75
16	Premium Gem	.10	.30	.55	3.75
16	Little Marvel	.10	.30	.55	3.75
17	Gradus, or Prosperity	.10	.30	.55	3.75
17	Nott's Excelsior	.10	.30	.55	3.75
17	Alderman	.10	.30	.55	3.75
17	Telephone	.10	.30	.55	3.75
17	Champion of England	.10	.30	.55	3.75
17	Large White Marrowfat	.10	.25	.45	3.00
17	Dwarf Sugar or Salad Pea	.10	.30	.55	3.75

PEPPER.

	Pkt.	Oz.	¼lb.	Lb.
15	Ruby King	.10	.50	1.75
15	Large Bell or Bull Nose	.10	.50	1.75
15	New Chinese Giant Pepper	.10	.60	2.25
15	Long Red Cayenne	.10	.50	1.75

PUMPKIN.

18	Kentucky Field	.05	.10	.20	.50
18	Japanese Pie	.05	.15	.45	1.50
18	Tennessee Sweet Potato	.05	.15	.45	1.50
18	Green Striped Cashaw	.05	.15	.50	1.75
18	White Cashaw	.05	.15	.45	1.50
18	Sugar Pumpkin	.05	.15	.45	1.50

POTATOES—Ask for Prices.

SWEET POTATO PLANTS NEXT PAGE

RADISH.

	Pkt.	Oz.	¼lb.	Lb.	
20	Early Scarlet Turnip	.05	.15	.35	\$1.00
20	Early French Breakfast	.05	.15	.40	1.25
20	Scarlet Turnip White Tip	.05	.15	.35	1.00
20	Cincinnati Market	.05	.15	.35	1.00
20	Long Scarlet Short Top	.05	.15	.35	1.00
20	Early Scarlet Olive Shaped	.05	.15	.35	1.00
20	Chartier (Scarlet)	.05	.15	.35	1.00
20	White Icicle	.05	.15	.35	1.00
20	White Strasburg	.05	.15	.35	1.00
20	Long Black Spanish	.05	.15	.45	1.25
20	Round Black Spanish	.05	.15	.45	1.25
20	Celestial-White China	.05	.15	.45	1.25
20	Scarlet China	.05	.15	.45	1.25

RHUBARB SEED.

21	Myatt's Victoria	.05	.25	
----	------------------	-----	-----	--

RHUBARB ROOTS—Next Page.

SALSIFY OR OYSTER PLANT.

	Pkt.	Oz.	¼lb.	Lb.	
21	Mammoth Sandwich Island	.05	.20	.50	2.25

SPINACH.

21	Bloomsdale Spinach	.05	.10	.25	.85
21	Early Golden Summer Cook-	.05	.10	.25	.85

SQUASH OR CXYLING.

21	Early White Bush	.05	.15	.35	1.25
21	Early Golden Summer Crook-				
	neck	.05	.15	.45	1.50
21	Mammoth Yellow Bush	.05	.15	.45	1.50
21	Hubbard	.05	.15	.45	1.50
21	Mammoth Chille	.05	.15	.35	1.25

TOMATO

22	Early Red Sunrisc	.15	.60	2.00	5.50
22	Spark's Earliana	.05	.30	1.00	3.75
22	Chalk's Jewel	.05	.30	1.00	3.75
22	June Pink	.05	.40	1.25	5.00
23	Early Detroit	.05	.30	1.00	3.75
23	Acme	.05	.25	.85	3.25
23	Livingstone's Globe	.05	.25	.85	3.25
23	Beauty Improved Strain	.05	.25	.85	3.25
23	Ponderosa	.05	.40	1.25	4.50
23	Golden Queen	.05	.40	1.25	4.50
23	Bonnie Best	.05	.20	1.00	3.75
23	Buckeye State	.05	.30	1.00	3.75
23	Stone	.05	.25	.75	2.75
23	Small Fruited Varieties	.10			

TURNIPS

23	Extra Early Purple Top Millar	.05	.10	.20	.85
23	Purple Top White Globe	.05	.10	.20	.85
23	Purple Top Strap Leaf	.05	.10	.20	.85
23	Seven Top	.05	.10	.20	.85

RUTABAGAS.

23	American Purple Top	.05	.10	.25	.85
----	---------------------	-----	-----	-----	-----



Improved "Try Me" Garden Plows

A child can do more work with this tool than a grown man with hoe and spade.

A Steel Turning plow, Calf Tongue, Furrow Opener, Malleable Rake and Wrench furnished.

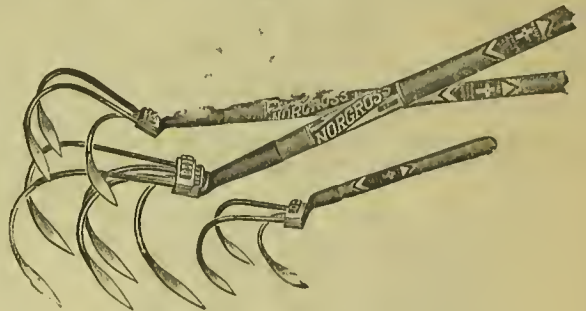
The handles are adjustable and the braces from frame to wheel are also adjustable, permitting the plow to retain the correct plowing pitch regardless of the size of the operator.

It is a great labor-saving tool, and is almost indispensable around the garden or truck farm. Weight, 20 pounds; price \$3.95.

Norcross Garden Cultivators

These simple, inexpensive little implements do more and better work than the old-fashioned hoe, with decidedly less labor. They work the soil closer to plants without injuring their roots or foliage than any other type of tool known.

Five prong, weight three pounds, each ... \$1.25
Midget, weight twelve ounces, each45



SAVO All Year-Round Flower Box

For Winter and Summer use.

Fill with water only once a week.

Cannot overwater Plants,

Air goes direct to the roots



Plants are kept healthy and fresh the year around by absorbing the exact amount of water they require from below and allowing a perfect circulation of AIR to pass up through the soil, causing it to be mealy and loose. Blooms will be larger and foliage heavier than in any surface watered device.

Directions for using; First place coarse gravel, pebbles, broken flower pots, charcoal or moss about 2 inches deep over the top of the double arched reservoir, coming up to the top of drainage hole on side of the box, then fill the box with good, rich black dirt, fill the reservoir with water and sow the seed or install the plants and see them grow.

STANDARD STOCK SIZES AND PRICE LIST.

Model A, 8 in. high, 9½ in. wide, 23 in. long	... \$3.50
Model B, 8 in. high, 9½ in. wide, 29 in. long	... 4.00
Model C, 8 in. high, 9½ in. wide, 35 in. long	... 4.50
Model D, 8 in. high, 9½ in. wide, 41 in. long	... 5.00
Model E, 8 in. high, 12 in. wide, 12 in. long	... 3.50
Model F, 12 in. high, 12 in. wide, 12 in. long	... 4.00
Model B, with stand, 30½ in. high	... 12.00
Model G, 12 in. diameter, with stand 28½ in. high	6.00

These are outside measurements.

Beautifully finished in Aluminum or Dark Green.

BOOKS YOU SHOULD HAVE

GARDEN GUIDE. This is the very best book of its kind obtainable. Contains 384 pages and over 275 illustrations, covers every step from spading the ground to preserving the harvest. It is not technical, everyone can understand it. Covers vegetables of all kinds, and preserving them; flowers of all kinds, shrubs and trees. A splendid feature of GARDEN GUIDE are layouts (plans) for vegetables, flowers and fruit gardens. This book is a real help to anyone. Price \$1.65 post paid.

MILADY'S HOUSE PLANTS. The care of plants in the home made simple and success assured by all who follow its practical directions. Cover in 4 colors \$1.10 post paid.

PRACTICAL LANDSCAPE GARDENING considers practicability equally with the laws of art and beauty, and covers every detail. It contains 91 photographic illustrations, 67 sketches and 33 plans, 19 of which are planting plans accompanied by planting keys. The type is large and clear; binding durable. The color of front cover is irresistible attractive; it portrays a wonderful landscape scene. 276 pages. Size, 6x8 in. \$2.65 post paid.

PROCESS COLLINS BUTTERMILK DRIED

COLLINS Dried Buttermilk is pure, wholesome Buttermilk in powder form for safety and convenience with nothing added and nothing extracted except water. It will keep indefinitely and does not spoil nor become rancid as do liquid milks. Store in any dry place.

All grain rations lack sufficient quantities of three minerals which are absolutely essential for growth, viz: Calcium, Sodium and Chlorine. COLLINS Dried Buttermilk contains these minerals and when fed with grains, supplies these deficiencies of the grains.

Buttermilk is a general stimulant of the digestive organs and retards intestinal fermentations which together with its natural feeding value accounts for the wonderful results obtained everywhere in the feeding of grains and buttermilk.

The lactic acid content of Buttermilk is known to be fatal to the germs which cause white diarrhea in Baby Chicks.

It is not necessary to put Dried Buttermilk back in solution by dissolving in water—just mix it dry with the grains or cereals as though it was a cereal itself

Brood sows ent their young on account of lack of animal protein. Dried Buttermilk supplies this element from its liberal source.

Semi-condensed Liquid Buttermilks, during 1920, averaged about 28% milk solids and 72% water, making them over twice as expensive as dried buttermilk. For example, 100 pounds semi-condensed, (containing 28 pounds milk solids) at 5 cents per pound cost \$5.00 or 17 8-10 cents per pound for milk solids (not including freight on barrels and water). There is no loss from rancidness, spoilage, leaky barrels nor "mussy handling connected with Dried Buttermilk

Breeders of Pure bred Hogs and Poultry will find Dried Buttermilk easy to transport to the various show places which insures your stock from getting out of condition and keeps them looking their best.

Price \$8.50 per 100 lbs. Write for complete description circular.

BEST FOR BABY CHICKS



3 Pans 75c POST PAID 4 Pans \$1
Fit any Mason Jar—Easy to Clean—Sold by



35c PER DOZEN

POULTRY FEEDS

THESE FEEDS CONTAIN NO SHELL NOR GRIT.

	Per 100 lbs.	Per Ton		Per 100 lbs.	Per Ton
Kackle—For Big Chickens—The best Scratch			Ground Bone	1.25	5.00
Feed Known	2.25		Sunflower Seed	2.00	7.00
Chirp—For Little Chicks—Makes them Grow	2.50		Canary	2.00	7.00
Any-or-Bust Mash	2.75		Cracked Corn	.50	2.00
			Kaffir Corn	.70	2.50
	Per 25 lbs.	Per 100 lbs.	Pens for Pigeons	2.00	7.50
Alfalfa Meal	\$.85	\$2.50	Charcoal, per 2½ pound box	.30c	
Meat Scraps	2.00	7.00	Oyster Shells	.50	2.00
			Grit	.50	2.00
			Nest Eggs	Doz. 35c	

STOCK FEED

	Per 100 lbs.	Per Ton		Per 100 lbs.	Per Ton
Horse and Mulo Feed	\$1.60	\$ 30.00	Hog Taugage	\$3.40	\$64.00
Dairy Feed	2.15	35.00	Cottonseed Meal	2.50	48.00
Calf Meal	5.50		Linseed Meal	3.00	55.00
Calf Meal 25-pound sack	\$1.75		Wheat Bran	1.60	32.00
Hog Meal	2.50	52.00	Corn, per bushel	Ask for Prices.	
			Oats, per bushel	Ask for Prices.	

PRICES ON ALL FEED SUBJECT TO CHANGE

PREMIUM SEEDS

FIELD SEED

The market is so unsettled at the time we go to press we prefer to make special prices when you are ready. When you are ready to buy, write for **SPECIAL PRICES**. For weight per bushel and amount to sow, see inside back cover page.

VEGETABLES PLANTS AND ROOTS

CABBAGE PLANTS

Frost-Proof (Southern Grown) Ready February

	Per 100	Per. 1000
Early Jersey Wakefield70	\$6.00
Charleston Wakefield70	6.00
Succession70	6.00
Early Flat Dutch70	6.00

Home Grown Ready March.

Early Jersey Wakefield75	6.60
Charleston Wakefield75	6.60
Copenhagen Market85	7.50
Early Flat Dutch75	6.50
Late Flat Dutch76	6.60
Large Late Drumhead75	6.50

PEPPERS Ready April-May

	Per Doz.	Per. 100
Largo Bell or Bull Nose40	3.00
Pimento40	3.00
Cayenne40	3.00

TOMATOES Ready April-May

	Per Doz.	100	1000
Early Red Sunrise45	3.00	22.00
Earlana35	2.60	18.00
Bonnie Best35	2.60	18.00
Golden Queen35	2.60	18.00
Ponderosa35	2.75	20.00
Stono35	2.50	19.00
Albino (large snow white)45	3.00	

SWEET POTATO SLIPS—Ready May

	Bunch 50	100	1000
Yellow Jersey45	.80	6.60
Nancy Hall50	.86	7.50
Southern Queen45	.80	6.60
Red Bermuda50	.85	7.60

ROOTS

	Per Doz.	Per. 100
Asparagus Roots25	2.00
Horse Radish Roots60	3.90
Rhubarb Roots	1.00	
Sage (for seasoning)65	6.00

FLOWERS FOR BEDDING

We do not accept mall orders for less than \$1.00 on plants.

Aster Early Branching

Aster Late Branching

Separate colors

White, Pink, Purple, Lavendar,

35c doz.; 3 doz. \$1.00; 100 \$3.00

Cannas

Chas. Henderson

Fire Bird

Florence Vaughn

Gold Bird

King Humbert

Mrs. Kate Gray

Shenandoah

Wintzer's Colossal

4 in pot each30; doz. \$3.25

Geraniums

Alphonse Richard, Bright scarlet


Beaute Poltevine, Salmon pink

La Favorite, Pure white

Madame Barney, American Beauty color

Mrs. E. G. Hill, Soft salmon pink.

S. A. Nutt, Rich crimson



All steel trowel. Handle made to fit the hand. Can not break. Weighs 6 oz. Blade 6½ in; total 11¼ in. Will last a life time. 45c each

4 in pot each30c; doz. \$3.25
 Cobea Scandens, each25c; doz. \$2.75
 Coleus, eight varieties dozen86c

	Each Doz.
Heliotrope25 \$2.76
Lantana25 2.75
Lobelia Crystal Palace	1.26
Moon Vine, White25 2.75
Scarlet Sage	85
Snap Dragons, separate colors Pink White	
Yellow85
Thunbergia, three colors	1.75
Verbena three colors	1.75
Perry Vine, three colors	1.75
Vinea Virgata15 2.75



Each 30c

INSECT DESTROYERS

Insect Destroyers can not be Sent by Mail

Arsenate of Lead (Powdered). 1 lb. to 1½ lbs. dilutes to 50 gals. of water, or may be used dry, like Paris Green. Per lb., 60c.; \$2.75 per 5 lbs.

Black Leaf 40. A concentrated solution of nicotine sulphate, an excellent spray for black aphls and sucking insects of all kinds. Full directions on each package.

Per 1 oz. bottle, 25c; \$1.15 per ½ lb.; 2 lbs. \$3.50



Bordeaux Mixture (Dry Form). For dusting plants effected with mildew and all fungous diseases. Per lb. 60c.

Hellebore. The ideal material for destroying rose bugs, currant worms, and other soft-shelled insects that infest the garden. It can be applied dry or in liquid form. Per lb. 70c.

Kerosene Emulsion (Liquid (Miscible Oil)). Diluted in water this makes an excellent spray for all mild forms of scale, and soft hlee of any kind such as infest rose and fruit bushes, vegetables and trees. Dilutes 1 part to 20 parts of water Per qt. 75c.

Grape Dust. A powder preparation used for mildew, aphls, black fly, and other insects and fungous diseases, principally in greenhouse Per lb. 50c.



Lime Sulphur (Dry Powder Form). Powdered Lime Sulphur is becoming very popular on account of the small expense for shipping. It is instantly soluble in either cold or hot water; dilute 1 lb. to 6 gals. of water; does not separate, keeps indefinitely Per lb. 50c.

Paris Green. A poisonous powder for potato bugs, worms, caterpillars, slugs, etc. It may be used in liquid form, 1 pound in 50 gallons of water, or with Land Plaster at the rate of 1 pound Paris Green to 100 pounds Land Plaster. Per lb 60c

Tree Tanglefoot. A paste preparation for painting around the trunks of trees, in the form of a band. Caterpillars and other crawling pests cannot get over it. Per pound 50c; \$2.40 per 5 lbs.

Slug Shot. The standard remedy for currant worms, rose slugs, Cabbage worms, and almost any soft-shelled insects that infest the vegetable or flower garden. Especially good for Potato bugs. Per 1-lb. canister, 25c; 60c per 5 lbs

Dust Bellows \$1.75

Sprayers (Quart size)65



Feeny's Dust Gun, best Gun ever made \$1.25

STIM-U-PLANT

Growers of fine flowers, shrubs and vegetables for the best markets and for exhibition, fertilize and stimulate them frequently, a little at a time. An excellent fertilizer for this purpose is Stim-U-plant, an odorless, highly concentrated plant-food, in tablet form, with guaranteed chemical analysis of 11 per cent potash. The proportions are accurate, there is no unnecessary filler, and in this form you are able to apply plant-food exactly when and where and as needed.

MAKE YOUR GARDEN A WONDER GARDEN

These tablets increase production, heighten color and improve quality. Many professional and amateur growers use them extensively all the year around—from early spring until late fall outdoors, during the winter for pot plants, hothouse benches, etc. They are equally good for evergreens and other trees as for a small fern, petunia or other potted plant.

STIM-U-PLANT Tablets

can be used in tablet form, or dissolved in water at the rate of one tablet to the quart. Complete directions with every package.

Order Stim-U-plant tablets with your seed and plant order. Price 10 tablets for 15cts., 30 for 25cts., 100 for 75 cts., 1,000 for \$3.50.



The Way to Apply Tree Tanglefoot

Tree Tanglefoot—For protecting trees against climbing insect pests, in a simple, economical and effective way; put a band of tree tanglefoot, for 3 to 5 inches wide, completely around the tree. A perfect safeguard against Gypsy, Brown-Tail and Tussock Moth, Canker Worms, and Ants, and other creeping insects

1lb. 50c; 3 lbs. \$1.45; 5 lbs. \$2.40; 10 lbs. \$4.50



Wizard Brand Sheep Manure. Is the best natural fertilizer you can use and it absolutely safe and dependable for all of your planting. For home lawns and gardens, use 60 to 100 pounds for each 1,000 square feet of surface. Scatter uniformly after spading, and work in with a rake before planting. Wizard Brand sheep manure is a natural fertilizer, without chemical treatment or mixture. It is prepared from unusual quality of sheep feeding station manure, dried and sterilized, screened and uniformly ground into a convenient, concentrated "wagonload of Manure in a Bag," with every weed and foreign grass seed absolutely destroyed.

Wizard Brand has been the highest Standard of Quality among professional growers of flowers, fruits and vegetables under glass, and in open fields, for more than fifteen years.

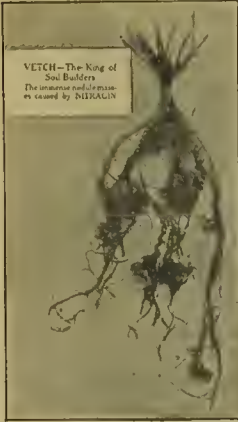
Price 2 lb. box 15c; 5 lb. box 25c; 25 lb. bag \$1; 50 lb. \$1.50 100 lb \$2.75.



Insures Success With Legumes



For Alfalfa, Clovers, Vetches, Cowpeas, Soybeans, Peas, Beans
Carries No Weeds or Plant Diseases—Enriches the Soil—
Stimulates Growth



“Nitragin” Increases Yield--- Makes Fertile Soil

Don't Sow Legume Seed without Inoculation

“Nitragin” is the trade name of the germ that acts in the Legume root; draws nitrogen from the air and converts it into plant food. It insures a uniform “catch” a strong, healthy, hardy plant. At the same time the soil is enriched for the nourishment of the succeeding crop. But remember, only Legumes inoculated with a good reliable culture, such as “Nitragin,” will do this. Use “Nitragin” on all legumes. Make your farm fertile.

A Great Price Reduction

to farmers growing Alfalfa, Soy Beans, Clovers and other legumes
BUSHEL VALUE FOR ACRE PRICE—NITRAGIN COSTS LESS

PRICE: 1-hu. size, \$1.00 per can, ½-hu. size \$.55 per can for any legume crop. Extra postage per can 5c.

This means NITRAGIN will now cost you

- 20 per acre if you sow 12 lbs. seed to the acre
- 25c per acre if you sow 15 lbs. seed to the acre
- 33 1-3c per acre if you sow 20 lbs. seed to the acre

EVERY GARDEN NEEDS NITRAGIN—COSTS 15c

A new garden culture for peas, beans and for sweet peas. It sold in a small size, just right for the average garden. It costs only 15c with your garden seed order; or 17c if mailed separate.

When ordering garden state if you want it for beans, peas or sweet peas. They are in different packages; each at 15c of 17c if it is a separate order.

If you order Nitragin for field crops always state what crop you want it for—there are different kinds. All cost the same.



FERTILIZERS

The use of our specially prepared Fertilizers have given wonderful satisfaction.

BRENT'S TOBACCO SPECIAL

for Tobacco and Hemp makes yields that pay for its use many times over. This is the Fertilizer for GARDEN USE also.

ANALYSIS:

1 per centNitrogen
8 per cent Phosphate
3 per cent.....Potash
Put up in 125-pound bags, per bag, \$2.25; per ton \$33.50.

BRENT'S GRAIN GROWER

Use this on all grain crops.. Try it drilled in the hill or broadcast on your corn.. This brand is very highly recommended.

ANALYSIS:

1 per centNitrogen
8 per centPhosphoric Acid....
1 per centPotash

Put up in 125-pound bags, per bag, \$1.85; per ton, 28 50.

RAW BONE MEAL

The Nitrogen contained in Bone Meal is slow acting, becoming available as the plant requires it.

Put up in 125-pound bags, per bag \$3.75; per ton, \$58.00

ACID PHOSPHATE

This makes the GRAIN—use it on your Oats, Corn and all grain crops where nitrogen and potash are not required.

Put up in 125-pound bags per bag, \$1.50; per ton, \$21.00.

Red Clover

(*Trifolium pratense*)

Red Clover is grown for both hay and pasturage, also when the roots and stubble are turned under for sowing purpose. As a gatherer of nitrogen it is of great value to land. Soil that will produce satisfactory yields of corn are best suited for Red Clover; boggy lands sometimes do not give good results. When lime is deficient it should be supplied. Throughout central Kentucky, where stands of Red Clover have not been giving satisfaction, Alsike has been sown to advantage. Red Clover, when sown in the spring, on winter grain after the late frosts, will usually have a natural covering. When this covering is lacking the Clover seed should be sown by drilling or harrowing in. Many farmers believe in two sowings in central Kentucky. This is done by sowing one-half the amount of seed in February, the balance during the last part of March or first of April. It can also be sown in autumn, during September, or at any time sufficiently early to prevent its being caught by a freeze, or in the early spring while the ground is freezing or thawing. Sow in the autumn, 10 lbs. to the acre; if in the usual way in spring, 8 to 10 pounds. For prices see colored pages.



Red Clover

Mammoth Clover

(*Trifolium pratense*)

Mammoth or Sapling Clover, sometimes called Peavine Clover, is a variety of the common Red Clover, maturing about ten days later. The larger size of Mammoth Clover plants makes it of slightly greater value than Red Clover as a soil improver; as hay it is somewhat coarser. Sow in the same manner as Red Clover. For prices see colored pages.

White Clover

(*Trifolium repens*)

This variety of Clover is found generally throughout the United States. It is hardy, and will grow on nearly any soil, but does best on heavy land. Its greatest value is for sowing with mixtures for lawns and pastures. The blossoms of this Clover are much sought by honey-bees. Sow 10 to 12 pounds to the acre. For prices see colored pages.

Florida Clover or Beggar Weed

(*Desmoelium Molle*)

Beggar Weed is especially recommended as forage crop and a soil improver for the thin sandy lands and pine barrens of the South. Makes a vigorous growth, 2 to 5 ft. high, makes a large yield of pasturage and hay, nearly equal in nutritive value to cow pea hay. May be sown any time after frosts are over until middle of June. Sow in drills 3 ft. apart, 3 to 4 pounds to the acre or broadcast 10 to 12 pounds per acre. Cover 1 to 2 inches. May be cut for hay or green fed when 2 ft. high and will produce successive crops branching from roots. For prices see colored pages.

Alsike

(*Trifolium hybridum*)



pages.

This Clover is valuable when sown alone, or with Red or Mammoth Clover, for hay. Is very hardy, and can be sown early in Spring. Seed is small, and should not be covered deeply. Because of the smallness of the seed, a bushel of Alsike will sow more than a bushel of Red Clover. Some sections where Red Clover can no longer be grown satisfactorily, Alsike is used. Sow alone, 6 to 10 lbs. to the acre, on wheat or rye, 4 to 6 lbs. to acre. For prices see colored

Bokara or Sweet Clover

Of the three varieties of Sweet Clover known, the Biennial White (*Mellilotus Alba*) is considered the best for this section. The Biennial Yellow is also used. The Annual Yellow is not so desirable.

Sweet Clover can be grown in all sections of the United States, and it has been proven that in many sections it is of value as a farm crop. It thrives on poor clay and poor sandy soil, but does best on limestone soil. On poor soils and where it is uncommon, the seed should be inoculated at the time of sowing. As the bacteria of the roots of the Sweet Clover can inoculate Alfalfa, it makes it a valuable crop where Alfalfa is to be sown later.

Sweet Clover must have a firm, well-prepared seed-bed. It does best after corn on ground that does not need to be plowed, using a disc or spike-tooth harrow to cover the seed. It can be sown either in spring or fall, and does best when sown alone; 20 to 30 pounds of hulled seed, or 30 to 40 pounds of unhulled, are sown to the acre. It is a vigorous grower and soil-improver, especially on poor, wornout land, where an ordinary crop will not grow. As with Alfalfa and Cow peas, stock may not eat it readily at first; but, from the amount that is being fed in many states, it is apparent that their dislike is overcome. Sweet Clover disappears under ordinary mowings, as it lasts only two years under such conditions, but if left to seed itself, will last ten to fifteen years. For prices see colored pages.

Sanfoin

(*Espartetto Clover*)

A little known variety of special value for light, dry, sandy or limestone soils. Is a good fodder plant. Usually sown with oats or barley, using 30 or 40 lbs. of seed to an acre. For prices see colored pages.

Flax

Flax should be sown late enough in the Spring to avoid frost, but as early as it is possible to do so, in order to secure the early Spring rains. When grown for the fibre, about one bushel should be sown to the acre; but if for seed alone, usually one-half is sufficient. For prices see colored pages.

Alfalfa or Lucerne Medico Sativa



Field of Alfalfa

Alfalfa is the most valuable crop that can be grown on any farm. The United States Department of Agriculture says: "In addition to the hay crop, Alfalfa at two years adds \$100.00 to the value of every acre on which it grows."

Alfalfa is sown in this section in the Spring, but more generally in August and early September to avoid weeds. When sown at this time, two cuttings may be made the following season. Alfalfa does best on a deep loose limestone soil. Where lime is lacking, it should be supplied. The Kentucky State Experiment Station recommends four tons of ground limestone to the acre. It will not do well on many clay soils nor where the water table is within six inches of the surface.

The soil should be thoroughly prepared, fine on top, but well settled. Plow deeply and disk and harrow thoroughly, right after plowing. Then roll to make it firm.

The soil should be fertile. Barnyard manure at the rate of 8 to 10 tons to the acre, if applied the year before Alfalfa is sown and the weeds that grow from the manure are eradicated, makes a most satisfactory fertilizer turning under green crop also helps.

The plant, when young, is weak and must have plenty of available food the first year to make its growth, then when established, it is a strong grower.

It will then develop a strong tap root, enabling it to stand the winter well, and start vigorously the following year.

Sow at the rate of 15 lbs. in drills or broadcast 20 lbs. to acre. It is advisable to sow the seed half one way and the other half across to secure a uniform stand. Alfalfa must be covered not sown on the sur-

face, as other clovers and grasses. After sowing broadcast, lightly harrow and always roll. Depth to sow depends on the soil from three-fourths to one inch is generally sufficient.

Inoculation is generally recommended, but in all cases is not necessary. Where Sweet Clover grows wild, artificial inoculation is not generally necessary as the same germs grow on Sweet Clover as on Alfalfa.

Alfalfa will yield three to five cuttings when well established. It should not be grazed. Let it wilt a little before feeding green. If cut for hay, cut closely when in bloom, let lie for 24 hours, then rake in windrows. When dry, stack in field with straw covering or put under cover. Handle as little as possible to prevent shattering of leaves.

BRENT'S PREMIUM AMERICAN

Alfalfa Seed

This seed is selected from the best American seed we can secure, grown on non-irrigated land. It is plump, fine colored, of high germination and purity. For prices see colored pages.

GRIMM ALFALEA

This variety was originated in the northwest by a man named Grimm. In appearance of the seed and bloom it cannot be distinguished from other varieties. It is characterized by spreading roots instead of one main tap root, by wide growth and heavy stooling qualities. On account of its peculiar root formation it is claimed it will withstand winter killing. For prices see colored pages.

SPRING VETCH

(*Vicia sativa*)

The Vetches do not do so well in the Spring as in the Fall. In some sections, Spring Vetch seems, however, to give very good results. When sown in Spring, the Spring Vetch makes a quicker growth than the Hairy Vetch. It is best always to sow with some grain—barley or oats a bushel of barley or oats and 30 pounds of Vetch to the acre. For prices see colored pages.

WINTER VETCH


(*Vicia villosa*)

Hairy or Winter Vetch is increasing in popularity wherever grown, and is proving to be one of the most valuable crops for Fall planting. It not only makes the most nutritious hay, but improves the condition and productiveness of the land for crops to follow. Winter or Hairy Vetch occupies first place in this respect it being among the few plants grown during the Fall and Winter months that are able to gather nitrogen from the air and deposit it in the soil for future use of other crops. The forage is greatly relished by horses and cattle, and is very nutritious; it is also a fine milk producing food.

Vetch can be sown from July to November, and should be sown broadcast at the rate of 20 to 30 pounds to the acre, with one bushel of rye or wheat. The rye or wheat helps to hold the Vetch off the ground, enabling it to make a better growth, and making it more easy to harvest and cure properly. For a hay crop, Vetch should be cut just after the rye or wheat has headed out, and before the grain matures. If Vetch is sown alone, without being put in with rye or wheat, it should be sown at the rate of 35 to 40 pounds to the acre. It is much better, however to sow it with rye or wheat. For prices see colored pages.

PREMIUM SEEDS

Pedigreed Seed Corn



Boone County White

WHITE VARIETIES

Boone County White. This variety originated in Boone County, Indiana, from which it takes its name. It is probably the best known white variety in the central corn belt and in Kentucky. The ears are from 8 to 11 inches long, about $7\frac{1}{2}$ to 8 inches in circumference, with 18 to 24 rows and average about 16 ounces in weight. The cob is medium long and well filled both tip and butt, with pure white grains containing a good per cent of proteins. It is matured in about 110 days. Stalks grow good size in circumference and height, with liberal amount of blades. We can supply either Kentucky or Indiana grown. For prices see colored pages.

Johnson County White Dent. This variety like Boone County, is a native of Indiana. It is not so well known as Boone County, which it greatly resembles, as it is a newer variety. Some of our customers, who for one reason or another, do not like the Boone County, give their unqualified approval to Johnson County. The ears are about the same in diameter as Boone County White and are slightly longer. Cobs white, with long indented grains set close together. The ears, however, are smoother than Boone County and some other white varieties. This variety bears a large amount of foliage for ensilage, good root development and matures in about 110 days. For prices see colored pages.

It is a good plan to change your Seed Corn frequently.

Iowa Silver Mine. This is one of the best known of the White Dent varieties. It matures early 85 to 90 days. Has a white cob and solid pure white grain that makes the finest meal. On thin land and with adverse conditions, it will do better than any other white variety and on rich land the yields are enormous. The ears are good shape, from 9 to 12 inches long, with 18 to 20 rows of deep, narrow grains packed tight on the cob. The stalks generally produce two ears to the stalk, and are from 7 to 8 feet high. This corn is a disease resister and stands hot weather well. For prices see colored pages.

Red Cob White Dent. This corn is especially adapted to rich land where a white corn with a red cob is not objected to. The grain is white, deep and

solid, on well filled ears of about 10 inches in length. The number of rows varies from 18 to 24. This corn makes a heavy yield on land that is adapted to it. For price see colored pages.

Hickory King. An old and well-known white variety. Short ears with largest grains and smallest cobs known. The stalks grow from six to eight feet high and have from two to three ears. It is a heavy yielder of both grain and fodder and is extensively used in some sections. Matures in about 85 to 90 days. For prices see colored pages.

YELLOW VARIETIES

Reid's Yellow Dent. Among the many excellent varieties of Yellow Corn grown in the corn belt, Reid's Yellow Dent stands among the best of all yellow varieties. It is extensively used by stock feeders. The color is a rich yellow, closely packed and very deep grains, which entirely cover the butts and tips of the cob. Grains slightly rough and dented on the top. Stalks of good height, with one or two ears, 10 to 12 inches long and 14 to 16 rows. The cob carries a large amount of corn, often shelling 88 per cent or better. Matures in about 100 days. For prices see colored pages.

Gold Standard Leaning. One of the oldest of the yellow varieties known. It is a general favorite with stock raisers on account of its large yield of grain and for fodder and ensilage. The grain is light yellow and does not become as flinty as most yellow varieties. The cob is red and of medium size. The ears are from 9 to 11 inches in length and from 7 to 8 inches in circumference. Stalks from 10 to 12 feet high and large amount of foliage. Matures early. For prices see colored pages.

Iowa Gold Mine. This is a Yellow Dent variety that is grown extensively throughout the United States, and by many is claimed to be the best of all yellow varieties. The habit of growth and appearance is the same as Iowa Silver Mine, as is its earliness, size of ear and productiveness. The grain is of a bright golden color, hence its name; very small cob which dries out nearly as soon as it ripens. The stalk bears from one to two good ears which are 8 to 10 inches long. It matures 90 to 100 days. This is the corn for thin land, on rich land the yield will be proportionately greater. For prices see colored pages.

Pride of the North. The earliest of all Yellow Dent Corn, maturing from 85 to 90 days. The ears are from 7 to 8 inches long with small cob and kernel. Color is bright orange. 70 pounds of ears will make 62 pounds of shelled corn. On good soil it is capable of producing four or five good stalks to the hill, many of which will bear two ears each. Good results can be obtained from planting in drills, as the stalks are small and do not require as much room as the large growing sorts. If for any reason you cannot plant your corn at the proper time Pride of the North may save the day, as it matures from 20 to 30 days earlier than the large ear varieties. For prices see colored pages.

Strawberry or Calico-Corn. A very old variety very popular with stock feeders. It is a combination of colors—Red, white and yellow. The ears are large with deep grains and small cob, 7 to 8 inches in circumference, and 9 to 12 inches long. It is rich in protein. Matures in about 100 days. A bad ear in a field of Calico is a rarity. Load for load, Calico will outweigh any other corn we know of. For prices see colored pages.

Bloody Butcher. An early corn, making a good yield and frequently used for replanting. The color varies from a light to a deep red, nearly black. Ears from 9 to 11 inches long, 16 to 20 rows. Grains dented and sometimes quite rough. This corn is not much bothered by worms or birds. For price see colored pages.

Selected Seed Oats



Oats

We take a great deal of pride in the quality of the Seed Oats which we offer to our trade. They

are always selected and re-cleaned over our own mills.

BURT, or 90-DAY OATS—This Oats has been extensively grown in Tennessee for years and has lately come into use in Kentucky. The color is between a gray and yellow—looks like a stained White Oat—straw is stiff and stands up well and makes an excellent yield. As it ripens before any other grain it is especially desirable for early feeding. For prices see colored pages.

RED or TEXAS RUST-PROOF.—This

Oat originally came from the Southwest. The heads are unusually long and heavy. Sometimes the heads start within a few inches of the ground. When this is the case it should be mowed and cured as hay. Ordinarily it can be handled in the usual manner. To be used as sheaf oats this variety is superior to any other. For prices see colored pages.

WINTER TURF OATS.—The best and hardest of oats. When sown early, they are far superior to Spring Oats. They yield ordinarily 40 to 60 bushels to the acre, but under favorable conditions yields of over 100 bushels to the acre have been reported. The grain is of a dark gray color. Very heavy with a thin hull, and tests 40 to 42 pounds to the bushel. On good land they grow 4 to 5 feet high, producing both the best quality of feeding oats and better and more palatable straw for stock. Sow 1½ to 2 bushels to the acre. For prices see colored pages.

SUPERBA WHITE OATS.—This is an early winter variety. The straw is of medium height and very strong. We have never heard of a case of its lodging. The grain is large and plump, very heavy, with a thin hull. This oat, on account of its great productiveness, will give wonderful returns. With a favorable season, 90 to 100 bushels to the acre and on exceptionally good ground as high as 125 bushels to the acre. For prices see colored pages.

WHITE SPRING OATS.—Our stocks of these oats are especially nice. They are northern grown and have been carefully re-cleaned by us. For prices see colored pages.

BLACK MIXED OATS.—These oats grow taller and yield a little better than the white, and for this reason are preferred to use on moderate or thin land. They make more foliage than white Spring Oats and are better to cut green. For prices see colored pages.

Speltz or Emmer

This grain is of comparatively recent introduction in this country. It is claimed by some to be the primitive wheat the kind grown by the ancients. It resembles Rye in the habit of growth, is early will stand drought, yields well, makes a fine pasture or hay. The grain resembles wheat, but has a husk like barley.

Sow in the Spring broadcast or drill at 1½ to 2 bushels to the acre. Bushel is forty pounds.

For prices see colored pages.

Seed Wheat

We sell thousands of bushels of the best and most improved varieties of Seed Wheat every year, and our wheats have attained a very high reputation on account of their cleanliness and superior quality. We issue in August a descriptive list of Seed Wheat and other seeds for Fall sowing, which we will take pleasure in mailing to anyone upon request.

Broom Corn

CULTURE.—Sow in drills 3 ft. apart at the rate of 3 to 5 lbs. per acre, thinning out stalks up about 70 to the rod. Cultivate as for corn. Rich land requires thicker seeding and more stalks than medium or poor soil. Cut when the seed is in the milk state. For prices see colored pages.

OKLAHOMA DWARF.—A favorite sort in the Southwest on account of its earliness, dwarf habit, robust growth, extreme productiveness and long well-fibred brush. It averages 5 ft. high and has great drought-resisting qualities. Seed can be allowed to ripen without danger to the brush, and stalks make excellent fodder which is relished by stock. On account of its large yielding, moderate height and general good qualities, it is positively the best of all for Southern States. For prices see colored pages.

EVERGREEN.—Wherever the location is suitable for growing Broom Corn, farmers find it a paying crop, the demand for the brush exceeding the supply. This evergreen variety grows about 8 to 10 feet high, stands up well, and is entirely free from crooked brush. The fiber is long and fine. It will not get red in the field before it is cut, but is strictly a green variety of brush. For prices see colored pages.

Barley

BEARDLESS SPRING BARLEY.—A very valuable variety. The earliest barley known. The straw is about the height of common barley but better, and will stand up on any land; on good land will produce 80 bushels per acre. Sow as early as you can; frost does not hurt it. Many farmers will not grow bar-

ley on account of the long, harsh beards which are so disagreeable in threshing, although it is a profitable crop. This is beardless and easy to grow and handle as oats. It has hulls like any other old variety, and is a heavy cropper, yielding from 50 to 75 bushels per acre, and the qual-



Beardless Barley

ity is excellent, both for maling and for feeding hogs. For prices see colored pages.

PREMIUM SEEDS

This Year
Make Your Place
LOOK LIKE HOME
By Fixing Up
A GOOD LAWN



Brent's Premium Lawn Grass Seed

FOR PRICES SEE COLORED PAGES.

There is nothing more attractive around a home than a beautiful lawn. Nothing is such a constant source of pleasure and adds so to the value of the place at such a small cost. Without a lawn the flowers and plants about the home lose much of their attractiveness.

A lawn can be made by sodding, but much better and more satisfactorily by sowing the seed and at less expense. Sodding is expensive and rarely satisfactory. Sod is frequently cut from the roadside or some out-of-the-way pasture. It is generally poor in quality and full of weeds and unless very carefully laid will make an uneven surface and an unattractive lawn. To sow the seed is cheaper and better.



BRENT'S PREMIUM LAWN GRASS.—

An unrivaled mixture of the purest and cleanest seed. It contains only the highest grade of grasses suitable for the purpose of making a beautiful, durable, lasting lawn. Brent's Premium Lawn Grass Seed germinates quickly, roots deeply; this enables it to readily withstand the intense heat of summer and the cold in winter, showing a beautiful, rich green during the greater part of the year. It contains no annual grasses for a quick show, to the detriment of a permanent lawn, but has only those which are lasting and hardy. When a lawn is once established from our seed it lasts for years. From 6 to 8 weeks' time is all that is required to form a close, thick turf of rich, velvety green. For a perfect and enduring lawn of closely interwoven, firm, elastic turf, which will flourish under varied conditions of soil and climate and show a luxuriant, rich green growth throughout the year, plant Brent's Premium Lawn Grass Seed.

QUANTITIES TO USE.—One lb. for 400 square feet; 5 lbs. for 2,000 square feet; 25 lbs. for 10,000 square feet (¼ acre); 50 lbs. for 21,780 square feet (½ acre); 100 lbs. for 1 acre.

For renovating old lawns, use about one-half quantity given in the above table.

HOW TO MAKE A LAWN.—The preparation of the soil is very important in making a good lawn. As early as possible in the Spring it should be thoroughly dug or ploughed to the depth of 10 to 12 inches and properly graded to the desired level. Remove all stones, sticks, sods, etc., harrow or rake it fine and roll it firm. It is impossible to get the soil too fine to receive the seed. If the soil is poor, wood ashes, bone meal or pulverized sheep manure should be added after digging it up. Well-rotted stable manure is also good, but it often contains weed seeds.

Sow the best seed obtainable—it is always cheapest in the end. It is best to sow seed liberally, not only so as to produce a lawn quickly, but because the best lawn seed produces fine-leaved grasses which should take entire possession of the ground at once, thus choking out and preventing the development of any weed seed, which are apt to be in all soils. Sow seed by hand; distribute it evenly, going both ways across the plot. After sowing, cover the seed by raking lightly, then roll. When the grass has become well rooted, use lawn mower. Keep the mower sharp, as if dull it will pull and injure the grass, besides causing the lawn to have an uneven appearance. Never allow the grass to become so high that the mower will take off the first joint, as this is an injury. Mow as often as necessary, in growing weather at least once a week. Let the short clippings remain on the lawn, as they wither and dry and form a protection to the roots. When the clippings are long, they should be raked off, for besides being unsightly, they are also injurious. When dry and hot, avoid cutting too close.

TO GRASS A TERRACE.—Take for each square rod a pound of lawn grass seed and mix it with about six cubic feet of good dry garden loam. Place it in a tub and add liquid manure, diluted with about two-thirds water until the mixture has the consistency of mortar. Make the slope even and smooth, water it well, then apply a thin, even coat of mixture.

FOR SHADED PLACES.—On nearly all lawns there are shaded, bare and unsightly spots on which the owners have difficulty in getting a stand of grass. For such places this mixture is adapted. It is composed of grasses which naturally grow in shaded places. They are the finest and most costly of grasses. If the soil is covered with moss, or "sour" and out of condition, rake off the surface and apply slaked lime at the rate of one bushel to 1,000 square feet. This will sweeten the soil. Then dig and prepare the lawn as directed above.

Kentucky Blue Grass

(*Poa pratensis*)

Kentucky Blue Grass is a perennial, having an abundance of long, slender leaves; it makes the best, sweetest and most nutritious pasture for all kinds of stock. The Blue Grass plant does not produce long stalks, as do some other grasses, but it is constantly putting up new blades, which come from the roots or base of the plant; hence a pasture well set with Kentucky Blue Grass is generally fresh, and will graze a greater number of stock to the acre than any other grass. It is on the beautiful Blue Grass pasture of Kentucky that the famous high bred horses, for which the State is noted, are reared. This grass is the first to start in the Spring and remains green practically throughout the Winter. The roots are very thick and stout and form a tough sod. Blue Grass requires about two years to get well started, and for that reason it is often sown in mixtures with other grasses. It will do well for almost any land, excepting sandy soil in the extreme southern States.

Sow in the Fall at the rate of 15 to 30 pounds to the acre. For prices see colored pages.

Orchard Grass

(*Dactylis glomerata*)

Orchard Grass is one of the best and most reliable grasses for the middle and Southern States, either for hay or pasture. It succeeds well on nearly all soils, but it does best on uplands, loamy or moderately stiff soils. It starts early in the Spring and continues well into the Winter. It is of quick growth, bears close grazing, and when young is especially relished by stock. It makes excellent hay and gives the very best results mixed and grown with Tall Meadow Oat Grass and Red Clover. It should be cut when in blossom, as the hay is injured if the seed is allowed to ripen. If sown for seed, stock should be removed 60 days before the time for cutting. It can be cut, put in shock and threshed in same manner as wheat. The yield runs from 5 to 30 bushels to the acre and the prevailing price for the seed for the past 10 years has been from \$1.50 per bushel up, depending upon the quality. It can be sown in the Spring or Fall, either with grain or alone. Sow two bushels to the acre, if sown alone; or with Red Clover, one bushel of Orchard Grass and four pounds of Clover are the quantities usually sown. For prices see colored pages.

Meadow Fescue

(*Festuca pratensis*)

Meadow Fescue, sometimes called English Blue Grass, is practically well adapted to our uplands and mountainous districts, and gives excellent results on good loamy or heavy soils all through the Middle States and the South. It is a splendid Spring and Summer grass, and makes more and thicker leafage than even Orchard and Tall Meadow Oat Grass.

It is also especially useful for Fall and Winter pasturage, as it remains green throughout the Winter. It is very popular in eastern Kentucky, southwest Virginia,

east Tennessee and the mountainous districts of North Carolina, where it is very highly appreciated. It succeeds well in nearly all sections of the South, and should be very largely used in pasture and hay mixtures, being especially suitable for sowing with Red Top and Timothy for hay, or with these and Orchard and Tall Meadow Oat Grass for permanent pasturage.

Sow either in Spring or Fall at the rate of 20 to 25 pounds to the acre, if sown by itself. When sown with Red Top and Timothy, sow 14 pounds Meadow Fescue, 5 pounds of Fancy Cleaned Red Top and 6 pounds of Timothy to the acre. Sow for grazing mixture with Orchard and Tall Meadow Oat Grass, adding 3 to 10 pounds each of these two grasses. For prices see colored pages.

Perennial Rye Grass

(*Lolium perenne*)

This is one of the quickest of any of the grasses and will furnish a quick-growing, most nutritious and leafy pasturage, at the same time making very good hay. On account of its quick, early growth, it should be a constituent of nearly all hay and pasture mixtures. It is becoming well known in this country as a valuable pasture grass, which will bear frequent close cropping. It produces an abundance of foliage, which remains bright and green during the seasons. The hay is much relished by all kinds of stock. It will grow well on almost any kind of land, but does better on such land as will produce a good corn crop. When sown by itself, sow 30 pounds to the acre, either in Spring or Fall. For prices see colored pages.

Pacey's Rye Grass

(*Lolium perenne*)

The most valuable grass of Great Britain, holding the same position of importance that Timothy does in this country. Very early, and cures into hay that is hard, but has a sweet flavor and is relished by cattle. Mixed with Red Clover, makes a good hay. Height, 1½ to 2 feet. Sow 20 to 30 pounds to the acre.

This is simply a variation of the common Perennial Rye Grass, but it is much more vigorous. For prices see colored pages.

Awnless Brome Grass

(*Bromus inermis*)

This is a valuable grass for light and sandy soils and dry localities. It roots deeply and stands droughts well. It is growing quicker than most other grasses, and is essentially an early Spring and late Fall pasture grass. The hay crop having been removed, it makes heavy growth of aftermath well adapted for permanent pasture. In the Southern States it is generally sown in October or November. Sow 18 to 20 pounds to the acre and thoroughly harrow. It is especially adapted to the Northwestern States. For prices see colored pages.



Tall Meadow Oat Grass

(*Arrhenatherum elatius*)

Yields as much as Timothy or Orchard Grass as early as Orchard Grass, with more leaf and affording better grazing. It is not strange that this grass is becoming so popular. It will keep all Winter and all Summer; the drought of mid-Summer or the cold of Winter does not injure it. It starts growing very early in the Spring, can be cut twice for hay, and will yield good grazing until late in the Fall. It contains more flesh and muscle-forming material than Timothy, but it is not so fattening. For hay it should be cut while in bloom. Tall Meadow Oat Grass is best adapted for rather light and loamy uplands, but gives excellent results on nearly all soils, and better results than any other grass on light, medium soils. Sown alone, use 20 to 30 pounds to the acre, Winter, Spring or Fall. Sown in mixture, use 10 to 12 pounds of Tall Meadow Oat Grass, 12 to 14 pounds of Orchard Grass and 8 pounds of Red Clover. It gives the very best results sown with Clover. By adding 6 pounds of Red Top or Herd's Grass to the mixture, its grazing quality will be materially increased. For prices see colored page.

Timothy

(*Phleum pratense*)

This grass is so well known that it needs no description; it is extensively grown throughout this county, and succeeds well on most soils, withstanding extreme droughts, heat or cold. It makes the very best and most nourishing hay, which can be preserved for a long time. Sow 10 to 15 pounds to the acre. For prices see colored page.

Red Top or Herd's Grass

(*Agrostis alba*)

This is a good, permanent grass and makes a perfect sod. It is one of the best grasses that can be sown on "washy" lands and for holding the soil; is also highly recommended for low marshy land. In most sections it is highly thought of for hay, succeeding Clover and Timothy when they have died out. It is a good forage plant when kept fed close, and it never grows so coarse or hard but that the stalk is sweet and tender, and it is eaten without waste. It should enter largely into a mixture with other grasses. Sow 25 to 30 pounds to the acre of uncleaned seed, and 10 to 20 pounds of seed to the acre when chaff is removed. For prices see colored pages.


Sudan Grass

This new grass has come into great prominence in the past ten years. It was originally brought to this country by the U. S. Department of Agriculture from The Sudan, Africa. It belongs to the Sorghum family and in looks much resembles Johnson Grass, the main difference is that it is an annual and has to be produced from seed each year. On account of its not living over Winter, it can never become a pest like Johnson Grass sometimes does. Sow in Spring at same time of Millet and Sorghum. Grows from 4 to 6 feet high. Is easily cured for hay, which all stock relish; yield of hay is from 1 to 2 tons per cutting and 2 to 4 cuttings can be made per year. Cut for hay as soon as the grass is in full head. If grown for seed, cut when the seed is ripe and fully matured. Sudan Grass will resist any amount of dry weather; is valuable for hay and silo. Sow in drills 2 to 5 pounds to the acre broadcast 10 to 15 pounds. For prices see colored pages.

Johnson Grass

(*Sorghum Halepense*)

This is a perennial Sorghum, and can be sown only in the Spring to advantage, April being the best month. It makes a larger yield of hay, and will admit of 3 or 4 cuttings, making, on good land, 1½ to 2 tons per acre at a cutting. It should be sown only on land where it can remain as a permanent pasture, and should be cut before the seed ripens to confine it to the fields where it is grown. The roots of Johnson Grass can be killed by cold weather and exposure of the roots by late Fall and Winter plowing. Sow 25 to 30 lbs. to the acre. Thick sowing makes a finer stalk, which, when cured, is better for stock. This grass does best in the South. For prices see colored pages.



Timothy

Crested Dogtail

(*Cynosurus Cristatus*)

On dry, hard soils and hills it is valuable for its hardiness. Useful for lawn mixtures. Sow 25 pounds to the acre. For prices see colored pages.

Perennial Sweet Vernal

(*Anthoxanthum Odoratum*)

Useful as a mixture with other grasses on account of its early growth. It emits an agreeable odor when cut for hay. Sow 10 pounds to the acre with other grasses. For prices see colored pages.

Creeping Bent Grass

(*Agrostis Stolonifera*)

Adapts itself fairly well to most soils, but thrives best on low or moist lands. On account of its short, slender foliage, vigorous root growth, and creeping habit, it produces a turf capable of withstanding a great deal of wear, and should be included in all mixtures designed for pleasure grounds. Seed with other grasses at the rate of about 30 pounds to the acre. For prices see colored pages.

Bermuda Grass

(*Cynodon dactylon*)

A valuable perennial grass for pasture through the South. It does well on light soil, and very well on clay and loamy soils, standing dry and hot weather remarkably well. It is rather hard to eradicate when once established; this can be done, however, by plowing deeply the Bermuda Grass sod and inverting it so that the crops planted to succeed it will get a good start. Their shade will prevent the Bermuda Grass from growing. Sow from March to May, putting in about 6 to 8 pounds to the acre. For prices see colored pages.



Dwarf Essex Rape

Dwarf Essex Rape

(*Brassica napus*)

Rape should be sown in July, August or September. It makes a large-yielding, nutritious, succulent green feed or pasturage all through the Fall, Winter and early Spring. The fattening properties of Rape are said to be very much better than those of clover; it makes a first-class crop, either sown alone for grazing during late summer and fall, or sown with crimson clover. Rape can be successfully sown in the Spring as well as the early Fall; early Fall seeding, however, gives the best results. Rape is best sown in drills at the rate of 3 to 5 lbs. to the acre, or it can be sown broadcast when from 6 to 8 lbs. to the acre should be used. For prices see colored pages.

Cane or Sorghum

Sorghum will make a larger yield in the same length of time than any other plant in this latitude and is very nutritious and much relished by horses and cattle. It can be cut two or three times during the season, and stands dry weather well. For summer pasturing for cattle and hogs it is excellent. Turn the stock on the field before the plant joints and send up stems, or when about a foot high. Sorghum can follow rape or rye and then be followed by rape in the Fall, thus making a continuous pasture.

For forage, sow 50 to 75 pounds to the acre; for Sorghum, drill about 12 to 15 pounds in rows about 3½ feet wide.

Amber.—The earliest variety, not so heavy in yield as some others, makes a lighter-colored syrup. For prices see colored pages.

Orange.—A little later than Amber; claimed to make a heavier yield of forage. For prices see colored pages.

Red-Top.—This is the best variety for forage on account of its many leaves and heavy, compact heads. Cane very sweet. Syrup darker than that of the Amber. For prices see colored pages.

Buckwheat

Sow 3 pecks to 1 bushel to the acre.

Buckwheat is not considered exhaustive to the soil. As a smothering crop, where the land contains objectionable weeds, it is very desirable, and it puts

Feterita

Feterita is one of the non-saccharine sorghums of the same class as Kaffir Corn, Milo Maize, etc., and it is a new addition to our forage crops, its chief characteristic being its wonderful yields in extremely dry places.

It matures early—about 20 to 30 days before Kaffir Corn. It stools out from 3 to 18 heads to a stool, making an immense crop. The grain is larger than Milo, fully as soft, and much whiter than Kaffir Corn.

Its feeding value is somewhat better than either Kaffir Corn or Milo, and does not contain the dust that accompanies Kaffir corn and Milo. The head is erect and does not shatter much. It is not bothered by chinch bugs. For prices see colored pages.

Kaffir Corn

Kaffir Corn has been largely grown in the West for a forage and main crop. The grain is much relished by cattle and poultry. It can be sown with cowpeas; the Corn holds the vines off the ground, making a larger yield of peas, and both can be cut together, making a larger yield of feed. Sow alone, broadcast 40 to 50 pounds to the acre for forage and cut before fully headed.

White is the standard variety; Red is very popular, and in some sections is considered hardier. For prices see colored pages.

the soil in admirable condition for any crop that is desired to use for rotation.

It can be sown so late as to prove a profitable second crop to follow early peas, potatoes, etc. Good pasturage for bees.

JAPANESE.—It proves to be two weeks earlier than Silver Hull, both being planted at the same time. Kernels are peculiar and distinct. Makes a superior grade of flour. For prices see colored pages.

SILVER HULL.—Grain silvery gray, in color. Rounder than common buckwheat, is earlier, has thinner husk, and yields more. For prices see colored pages.

COMMON BUCKWHEAT.—Selected seed. For prices see colored pages.

Teosinte

Teosinte is a forage crop, somewhat resembling Indian corn in appearance. The leaves, however, are not so broad and large and the stalks contain sweeter sap. It makes a large yield of fodder, much relished by all stock. After being cut, it stools out enormously. The first cutting can be made when the plant is 2 to 3 feet high. The seed is slow in germinating but once started grows rapidly. Sow in drills 2 to 3 pounds per acre, 3½ to 4 feet apart. Sow during the last of May or in June. For prices see colored pages.

Mammoth Russian Sunflower

The best variety for the farmer, as it makes heads nearly double for the size of the common kind, and makes a much larger yield of seed. Will yield under favorable conditions, 40 to 60 bushels to the acre and yields of as high as 125 bushels have been reported under exceptionally favorable conditions. It is highly recommended for poultry, and the best egg-producing food known, and the leaves make excellent fodder, relished by all kinds of stock. The seed is a good food for horses, and yields a fine quality of oil. The strong, thick stalks can also be used for fuel. Cultivate the same as corn. When the seed is ripe and hard, cut off the heads and pile loosely in a rail-pen having a solid floor, or in a corn crib. After curing sufficiently, so that they will thresh easily, flay out and run through a threshing machine, and clean with an ordinary fanning mill. Some species of sunflower are largely planted in the flower garden for ornament. For prices see colored pages.

Millet



Golden (formerly called German) Millet

SOUTHERN GOLDEN MILLET.—True Southern Golden Millet makes a heavier yield of forage and hay than any other of the Millets. If sown for hay, it should be sown thickly, using from 50 to 65 pounds to the acre, and should always be cut while in bloom and before the seed hardens. If seed forms, the stalks become too hard for good hay and it is exhaustive to the land. If sown for seed, drill in at the rate of about 15 pounds to the acre and cultivate. On good land the yield should be from 30 to 50 bushels per acre. If sown for seed, secure Southern-grown seed. The seed is slightly smaller and rounder than the Western Golden. For prices see colored pages.

HUNGARIAN MILLET.—This Millet does best on good low ground and rich soil. It makes a superior class of hay, which is not so hard on working stock as the hay of other varieties; it, however, does not make so large a yield. Sow from the first of May to July first, 40 to 50 pounds to the acre. For prices see colored pages.

JAPANESE MILLET.—Entirely distinct. It grows 6 feet, yields 10 tons green fodder per acre. When cured, it makes an excellent quality of hay, and is a much relished green fodder. Cure as you would a heavy crop of clover. It may be sown from the middle of May to the first of July, broadcast at the rate of 15 pounds per acre, but it is better to sow it in drills, 12 to 13 inches apart, using 10 to 12 pounds per acre, and cultivate until 15 inches high, when its rapid growth will smother all weeds. For prices see colored pages.

PEARL or CAT-TAIL MILLET (Panicum sp.)—Pearl Millet is valuable as a continuous-cutting forage plant. Grows from 10 to 12 feet high, but can be cut when the plant is 3 to 4 feet in height, when it will stool out and make a tremendous growth, which can be cut three or four times during the season. It is excellent for dairymen, or anyone wishing green feed through the Summer, as it can be cut as desired until killed by freezing. Sow 5 pounds to the acre in drills 3 feet apart, or broadcast 25 pounds to the acre. It should not be sown before May, as it requires warm weather to germinate and do best. For prices see colored pages.

Cow Peas

Cowpeas are one of the largest-yielding and most nutritious crops known. The vine when cured are considered superior to Timothy hay in the South. As a fertilizer the Cowpea has no superior, for, to a greater extent than any other leguminous crop, it has the power of extracting the nitrogen from the air and depositing it in the vine and roots so that the land is benefited even when the crop is cut for hay.

Sow in late May up to the middle of July, 60 to 90 pounds to the acre.

WHIPPOORWILL.—A favorite, early, upright growing variety, more largely used and sold than any other kind. Has brown-speckled seed, which are easily gathered. Makes a good growth of vine, which can be easily cut and cured as dry forage. For prices see colored pages.

BRAHAM.—A new variety that is a cross between the Iron and the Blue Whippoorwill or Crowder. It has the good qualities of both the Iron and the Whippoorwill. It is disease resistant and heavy yielder of both seed and hay. The seeds are small. One bushel will go twice as far as any of the older varieties. It is better adapted to lighter soils than for heavy clay soils. It is one of the best and most satisfactory varieties that can be grown. For prices see colored pages.

NEW ERA.—This extra-early Cowpea is unquestionably one of the most valuable varieties in cultivation. It is quicker in growth than any other Cowpea; makes a very large growth of vine and a very prolific yield of Peas. It stands upright, enabling the Peas to be easily gathered. The Peas are fully one-third smaller in size than those of any other Cowpea, so that it does not require as many to seed an acre. For prices see colored pages.

BLACK.—This is the standard variety, and the most largely grown in this immediate section. It is very prolific, early to mature, makes a fine growth, both of vines and leaves and a good yield of Peas. It is a splendid land-improver, and most valuable as a forage crop and makes an enormous yield of rich, nutritious feed. For prices see colored pages.

CLAY.—Seeds medium-sized and cream or clay colored. Vines grow long and leafy. Seed matures medium late. For prices see colored pages.

Canada Field Peas

This is a crop which it not only profitable but will return to the land the much-needed nitrogen as well. These Peas are second only to clover in their soil-enriching properties, and can be grown under almost any condition of soil or climate. There is always a ready market for Peas, or they can be profitably ground and fed to the stock. The vines make rich, nutritious hay. If fed when in a green state, pods, vines and all to milk cows, the flow of milk will be almost doubled.

Peas are a paying crop, and can be profitably planted in many ways.

First. When sown alone, about 3 bushels are required to the acre. After maturing, they should be threshed when dry. The yield will vary from 30 to 60 bushels per acre.

Second. Peas and oats are frequently sown together, using 1½ bushels of Peas and 2 bushels of oats to an acre. By so doing a double crop can be secured. They can be threshed at one time and readily separated in cleaning.

Third. They can be sown alone or with oats, and fed green. It is surprising the amount of fodder which is produced in this way. If sown together, the Peas should be sown first and plowed under about 4 inches deep; the oats may then be drilled in.

Fourth. For plowing under when Peas and oats are sown together, and each are "in milk" they are nearly equal in value to clover, used in the same way, to enrich the soil.

Sow in January, February or early March.

For prices see colored pages.



Soy Beans

Soy or Soja Beans

(*Glycine hispida*)

The use of Soy Beans is constantly increasing on account of their value as a forage and feed crop as well as their great fertilizing properties. They can be sown with cowpeas to hold the pea vines off the ground which thus can be cut and cured to better advantage for hay. They can be grown generally where corn can, and do equally well on light and heavy soils. Where a crop of Soy Beans is growing it is nearly impossible for weeds to grow. For hay or fertilizer they should be sown from 60 to 90 pounds to the acre. When sown for ensilage it is better to sow in corn at 15 to 20 pounds to the acre. Sow for the shelled Beans, at the rate of 60 to 90 pounds to the acre, in drills 3½ feet apart, and cultivate. For prices see colored pages.

Velvet Beans

(*Dolichos multiflorus*)

Velvet Beans make a large growth of vines. They are equally as nutritious as the cowpeas, and are largely used, both for grazing and as a forage crop, throughout the South. The vines and roots are very rich in nitrogen, making it a most valuable soil-improving crop. The vines grow so rank that it is with difficulty that they can be turned under in the green state, and it is much better, if possible to leave them above ground until killed by frost, then to plow under in the Winter or early Spring, at which time they will make a heavy matted coating of vegetable matter which, turned under, will benefit the soil almost as much as heavy application of stable manure. These Beans should be planted in May or June, at the rate of 1½ pecks to the acre, in drills 5 feet apart. For prices see colored pages.

Table Cowpeas

BLACKEYE.—Vines erect, seeds medium-sized, white, maturing medium late. This Pea is recommended and grown in many sections for table use. For prices see colored pages.
GALLIVANT or LADY.—This is an old-fashioned Pea, which is very popular in sections where it is known. The peas are small in size, of very fine flavor, superior in table qualities to the Blackeye. It is very prolific, and a very desirable variety. It is known in some sections as "The Lady Pea." For prices see colored pages.

Plant a small patch of Cowpeas in your garden this year for your table.

Hemp

CULTURE.—The soil should be thoroughly prepared. Sow in April—the Kentucky Experiment Station for eight years records shows sowing on April 25th, one bushel to acre, 2 inches deep, gives best results. Best results are obtained with 7-inch wheat drill as the plants grow more uniform than when sown broadcast. After sowing, roll the land. Do not sow too thick. The best fibre comes from stalks about ¼-inch in diameter. Plants will begin to show in one week. Blossoms in July when sown in April, cut about September the first, by hand, with mower or heavy self-raking reaper close to the ground. Let it lie on the ground for about a week, then stack; this improves the fibre, and there is less loss. If allowed to remain too long on the ground it is liable to sunburn and the quality be injured. If stacked before sufficiently dry it heats. From the last of October until December, depending on the weather, the Hemp is taken from the stack and spread on the ground to rot, a process which liberates the lint or fibre. From one to two months are required, depending on the weather, to make the Hemp ready to brake. Alternate freezing and thawing is ideal weather for retting.

HEMP GROWN FOR SEED.—Sow in river bottom at rate of 2 quarts to the acre, plant in hills and cultivate. When seed is ripe, beat out and clean on ordinary seed cleaner. The yield is from 15 to 30 bushels to the acre.

Kentucky River Bottom Hemp Seed.

For prices see colored pages.

Tobacco

TOBACCO SEED.—Our seed is carefully grown and saved from the center stems only.

CULTURE.—Sow seed in February in a plant bed, which has been first thoroughly burned, and is protected with a thin cotton cloth. About the first of June set in rich highly fertilized ground in rows three and a half by three feet. Use Brent's Hemp and Tobacco Special Fertilizer. Cultivate often and worm and sucker as necessary. One ounce of seed sows fifty square yards sufficient to set two or three acres.

We can offer the following varieties:

White Burley	Kentucky Yellow
Red Burley	One Sucker
Stand-up Burley	Big Oronoko
Vuelta de Abajo	Sweet Oronoko
Big Havana	Improved Yellow Oronoko
Connecticut Seed Leaf	Blue Pryor
Improved Yellow Pryor	Broad Leaf Grooch

For prices see colored pages.

FERTILIZERS

Our two brands have given satisfaction wherever tried.

The use of commercial fertilizers has increased enormously of late years throughout the country. Good fertilizers are recommended by all Agricultural Stations. The two brands we offer we believe fill all requirements.

Brent's Tobacco Special

For Tobacco, Hemp, and Gardens, 150 to 300 pounds to the acre. For prices see colored pages.

Brent's Grain Grower

The use of this fertilizer will not only increase the yield of the grain crops, but will also give splendid results on Grass and Clover crops that follow.

The land is improved and put in better condition for any crop that follows its use. Broadcast 400 to 500 pounds to acre and harrow in; in hills or drills 200 to 400 pounds.

For corn, if used in hills, a handful to 2 or 3 hills, scattering it so that the fertilizer will not come into direct contact with the seed.

For prices see colored pages.

PREMIUM SEEDS

Selected List Of Flower Seeds

INFORMATION THAT WILL AID IN SELECTION OF FLOWERS

Annuals bloom and ripen the first year and then they perish. Many annuals in warm climates, or when taken in, or protected during Winter, become perennial, with short lives.

Hardy Annuals, Biennials and Perennials can be sown in open ground early in the Spring if desired, and Hardy Biennials and Perennials do not require any protection in Winter.

Biennials do not generally flower the first year, and are in their perfection the second year.

Half-Hardy Annuals, Biennials and Perennials should not be sown in open ground until settled warm weather, though they can be sown in the house, if desired early, and afterwards transplanted. The two latter need to be protected in Winter, or carried over until Spring in cold frames or green-houses.

The following abbreviations are used to indicate the classifications: **H. H. A.**—Half-Hardy Annuals; **T. A.**—Tender Annuals; **H. A.**—Hardy Annuals; **H. P.**—Hardy Perennials; **H. H. P.**—Half Hardy Perennials; **H. B.**—Hardy Biennials. **Culture**—Cultural directions are printed on the back of nearly all packets. If further information is wanted, write us.

ACHILLEA

Ptarmica, "The Pearl" H. P. Color white, two feet high, blooms Spring to FallPkt. 10c
Roseum H. H. Finely cut deep green foliage; flowers deep, dense heads. Blooms all Summer ..Pkt. 10c

ACONITUM H. P. MOONSHOOD

Aconitum H. P. Moonshood. Flower blue, September-October, height 18 inchesPkt 10c

ACROCLINIUM H. A. EVERLASTING

Acroclinium H. A. Everlasting. White daisy-like flower. Fine for winter bouquets; every effective in borders. Height, 1 ft. Mixed colors.....Pkt. 5c

-AGERATUM (Devil's Paint Brush)

Ageratum (Devil's Paint Brush) A beautiful hardy annual which bears in dense clusters attractive feathery flowers which are very useful for bouquets or decoration. It grows in bush form and is desirable for outdoor bedding and borders, bearing profusely and covered with blooms nearly all the summer. For earliest blooming can be started indoors or later sown outside. Blue and White mixedPkt. 5c

ALYSSUM

Hardy annual of dwarf habit blooming until killed by frost. Fine for beds, borders and vases.
Sweet Alyssum. One foot high, very sweet honey fragrancePkt. 5c, oz. 25c
Little Gem. Three to four inches high; fine for borders Pkt. 5c
Lilae Queen (New) A new and distinct variety of a beautiful lilae shade. Dwarf, compact and very fragrantPkt. 10c

AMARANTHUS H. A.

Caudatus (Love Lies Bleeding) Blood red; drooping flowersPkt. 5c
Cruentus (Prince's Feather) Dark red featherw flowersPkt. 5c
Tricolor (Joseph's Coat) Leaves red, yellow, and greenPkt. 5c

ANCHUSA—Italica Dropmore Variety.

Anchusa—Italica Dropmore Variety. One of the best hardy perennials. Grows 3 to 5 feet high. Flowers of the richest gentian blue during May and JunePkt. 10c

ANTIRRHINUM—SNAPDRAGON

H. H. P. 1½ to 3 feet. Snapdragons blossom the first year, if seed is sown early. Slightly covered with leaves, they survive our winters. Succeed best in rather light soil.
Large—Flowering Half-Dwarf Varieties. A splendid type, growing about 18 in. high, the best for bedding purposes:-
Cottage Maid. Pink, white throat Pkt. 10c
Daphne. Soft blush pinkPkt. 10c
Defiance. Orange or russet redPkt. 10c
Golden Queen. Rich, pure yellowPkt. 10c
Firebrand. Rich, deep rosePkt. 10c
Rose Queen. Rich rosePkt. 10c
 All 5c Packets of Flower Seeds are 6 Packets for 25c.



King Asters

Mont Blanc. Pure White.....Pkt. 10c
Collection of above 7 sortsPkt. 50c
Half-Dwarf Mixed. All the colorsPkt. 10c
Tall Mixed. Old fashioned typePkt. 05c

AQUILEGIA, OR COLUMBINE

H. B. Charming hardy plants, bearing in countless numbers through May and June exquisite clear blue, white, rose, yellow purple and striped blossoms. For planting in permanent borders or edges of shrubbery this old-fashioned favorite is one of the best. They thrive well with ordinary garden culture, but do best in partially shaded nooks. Few hardy plants are so easily grown from seed. Will bloom first season if sown very early.

BluePkt. 10c
YellowPkt. 10c
Red & YellowPkt. 10c
MixedPkt. 10c

ASTERS

For best results, Asters should have good rich soil and plenty of moisture. The seed may be sown indoors early and the plants set out in May, yet seeds sown in the open ground produce excellent results.

Giant Comet. A beautiful and distinct class with long curled and twisted petals gracefully formed in loose yet densely double globes, 18 inches.¼ oz. 45c Pkt. 10c
Queen of the Market. This is earlier than other sorts, and therefore a favorite. Beautiful flowers or large size and fine appearance, borne on stiff stems¼ oz 45c, Pkt. 10c
King. A distinct class. Long narrow petals folded lengthwise, appearing almost as though quilled. Flowers large, stems long, fine for cutting. See cut on preceding page.¼ oz. 45c; Pkt. 10c
Samples Branching. Blooms in Sept. 2 to 2½ feet high. Large flowers 4 in. across. Invaluable for cutting and bedding.

¼ oz Pkt.
Deep Crimson45c.....10c
Pale Lavender45c.....10c
Deep Purple45c.....10c
Rose Pink45c.....10c
Pure White45c.....10c
Finest Mixture30c.....05c
 One each separate colors, 5 in all40c
 All 10c Packets are 3 Packets for 25c.

THE C. S. BRENT SEED CO. Inc.

BALSAM (Lady Slip or Touch-Me-Not)

Balsam (Lady Slip or Touch-Me-Not) Hardy Annual. 1½ feet. Showy, easy culture. Does best in sunny place, rich loam. Moisture. Camellia flowered finest mix. Pkt. 5c

BALSAM APPLE & PEAR

Balsam Apple & Pear—T. A. Curious climbing vines with ornamental foliage and fruits. Mixed Pkt. 5c

BELLIS (English Daisy)

Bellis (English Daisy) Tender perennials but should be sown each year for best results. Height 4 in. Pink, White, and yellow. Mixed Pkt. 10c

BRACHYCOME (Swan River Daisy)

Brachycome (Swan River Daisy) Free-flowering, dwarf-growing plants covered during the greater part of the summer with a profusion of pretty, Cineraria-like flowers. Suitable for edgings and small beds or pot culture. Half-hardy Annual. Mixed. Light blue and white Pkt. 5c

BROWALLIA (Amethyst) H. H. A.

Browallia (Amethyst) H. H. A. Free-flowering plants covered with bright blue flowers, during summer and autumn. Sow during April and May in good, light rich soil. Mixed Colors Pkt. 5c

CALENDULA (Pot Marigold) H. A.

Calendula (Pot Marigold) H. A. 1 ft. Strong, bushy plants. very showy, large, double composite flowers, ranging in color from ivory to deep orange. They bloom all summer and fall until cut down by frost. Sow in open ground in spring. Pkt. 5c

CALIFORNIA POPPY (Eschscholtii) H. A. 1 Ft.

California Poppy (Eschscholtii) H. A. 1 ft. Especially valuable for growing in flower beds and masses. Bright showy yellow growing in feathery foliage. Good for cut flowers. Mixed Pkt. 5c

CALLIOPSIS

Calliopsis. Showy, beautiful, free-blooming plants, producing large, bright flowers of rich and charming colors throughout the entire summer. Mixed Pkt. 5c

CANDYTUFF

Candytuff. A dwarf annual of easiest culture. Annual Sorts mixed Pkt. 5c

CAMPANULA CANTERBURY BELLS, H. B.

Campanula Canterbury Bells, H. B. White, pink, blue single and double, June-July, 18 to 24 in. Pkt. 10c

CANNA

As the seeds are very hard it is better to cut a small notch in them and soak in warm water for 24 hours before planting. It should be started in boxes or under glass and transplanted to open ground after the weather has become warm.

Crozy's Hybrids. Saved from a brilliant collection of best blooming sorts and comprising many varieties and shades of colors. Pkt. 5c

Canna Roots. See Summer Flowering Bulbs.

CANARY BIRD VINE

Canary Bird Vine. Handsome foliage, with an abundance of bright canary-yellow blossoms; good climber and fine for stumps, rockeries, etc.; excellent window vine for Winter; half-hardy annual Pkt. 5c

CARDINAL CLIMBER (Ipomoea Quamoelii Hybrida)

Cardinal Climber (Ipomoea Quamoelii Hybrida) The most brilliant, beautiful and distinct annual climber introduced for many years. Rapid grower with branching habit; flowers all summer; cardinal-red clusters, 15 to 25 feet. Pkt. 10c

CARNATION H. H. P.

Marguerite. Blooms in four months. Fine for bedding or pots. Dwarf, flowers every profusely; blooms double. All colors Pkt. 10c

CELOSIA

Cristata (Crested Cockscomb). Very desirable annuals of easy culture, producing large, brilliant, comb-like heads; make excellent border plants, and are also attractive for pots; 1 to 1½ feet. Choice Mixed Dwarf varieties Pkt. 5c

Plumosa (Feathered Cockscomb). A splendid decorative plant for the garden. The feathery plumes are produced on long stems and are excellent for cutting. Can also be cut and dried for winter bouquets. Choice Mixed. All colors Pkt. 5c

All 5c Packets of Flower Seeds are 6 Packets for 25c.



Annual Chrysanthemums

CHINESE WOOL FLOWER

Childs (Chinese Woolflower). Plants grow 2½ feet high, and produce a large number of ball-shaped scarlet flowers, resembling silky wool. ... Pkt. 15c

Childs Pink. Same type as above; flowers delicate pink Pkt. 15c

Childs, Yellow—(New). Same type as above; flowers beautiful yellow Pkt. 15c

The 3 Woolflowers 3 for 35c

CENTAUREA

(Bachelor's Button—Cornflower)

Centurea Cyanus fl. pl. (Double Bachelor's Button). Beautiful large double flowers. Double Mixed. Pkt. 5c

Royal Sweet Sultan

Centurea Imperialis (Giant Cornflower). The flowers are of enormous size, fragrant and of charming colors; in form they resemble the fuzzy part of the thistle bloom. In colors from white to red to purple. Excellent for cutting.

Rose Pkt. 10c

Deep Lavender Pkt. 10c

Mixed Pkt. 5c

Centurea (Dusty Miller). These are grown for foliage only; half hardy annuals; leaves are silver-coated Pkt. 10c

CHRYSANTHEMUMS (Daisies)

Chrysanthemums (Daisies). The annual varieties bloom profusely from early summer until frost. A little pinching back while plants are young will result in bushy and stocky growth up to 15 to 18 inches in height. Do not confound the annual sorts with the Japanese varieties. H. A. There is a wide range in the colors—from nearly white to rich deep orange. Pkt. 5c

Shasta Daisy, H. P. Of bushy growth, bearing all summer a profusion of immense white flowers on long stems Pkt. 10c

CLARKIA

Clarkia. A hardy free-blooming, handsome plant of easy culture. Blooms throughout the season. H. A. Height 1 foot. Double and single mixed. Pkt. 5c

All 10c Packets are 3 Packets for 25c.

PREMIUM SEEDS



Cosmos

COBAEA SCANDENS (Cathedral Bells)

Purple Lilac. A magnificent summer climber, of rapid growth, and bearing large, bell shaped, purple flowers. In sowing, place the seeds edgewise and cover lightly. Tender PerennialPkt. 10c

COLEUS

Large Leaved Varieties. A most interesting subject to grow from seed. Sow indoors in March or April and transplant to open ground in May. Tender PerennialPkt. 15c; 2 for 25c

COLUMBINE SEE AQUELEGIA

COREOPSIS

Coreopsis H. P. Lanceolata. Rich golden yellow. June to October, 20 to 30 inchesPkt. 10c

COSMOS

- Double Crested:
 - Pink BeautyPkt. 15c
 - White QueenPkt. 15c
 - Packet each color2 for 25c
- Mammoth Late.
 - CrimsonPkt. 10c
 - PinkPkt. 10c
 - WhitePkt. 10c
 - MixedPkt. 05c
 - Lady Lenox—PinkPkt. 10c
 - Lady Lenox—WhitePkt. 10c
 - Crimson RayPkt. 15c

Large flowers, with narrow and fluted crimson petals, separated in star-like form.

Colossal Early—

- PinkPkt. 10c
- WhitePkt. 10c
- MixedPkt. 05c

CYPRESS VINE

Cypress Vine. Pretty annual climber. Soaking the seeds before planting hastens germination. Should be planted at the base of a tree or trellis and trained upon strings. Beautiful dark green foliage and star-shaped flowers in clusters ¼ oz. 34c; Pkt. 5c

All 5c Packets of Flower Seeds are 6 Packets for 25c.

DAHLIA

Dahlias are easily grown from seed and bloom the first season. The earlier they are started the better, which can be done nicely in a box in a sunny window or the greenhouse. Protect the roots during winter in a dry cellar in sand. Half-hardy Perennial.

- CactusPkt. 10c
- ShowPkt. 10c
- Single Gt. PerfectionPkt. 10c

DAHLIA ROOTS—See Summer Blowering Bulbs DELPHINIUM (Perennial Larkspur.)

Very ornamental hardy perennials which are extremely attractive for borders or beds of shrubbery. It has long clustered spikes of beautiful irregular flowers often with long spurs and it beautiful shades of blue are very much admired.

- Belladonna, light blue, May to July, 3 feet . . . Pkt. 25c
- Formosum, dark blue, May to July, 3 feet . . .Pkt. 10c

DIANTHUS

Dianthus or Pinks. Single Annual Mixed. Brilliant colors. Very desirable for beds and borders. One foot ¼ oz. 35c; Pkt. 5c

Ever Blooming Garden Pinks. Very beautiful, sweet scented; double, semi-double, and single in great diversity of colors ¼ oz. 40c; Pkt. 10c

DIGITALIS

The Foxglove is one of the oldest garden plants and a favorite everywhere. Produces tall, showy spikes of pretty, showy flowers in a great variety of color.

- Digitalis Gloxinoides (Foxglove). Fine mixed 3 feet.Pkt. 10c
- Separate colors, Pink, White, Purple Pkt. 10c

EUPHORBIA

Hardy annual growing about 2 feet high.

- Variegata (Snow on the Mountain). Leaves veined and margined with whitePkt. 10c

EVERLASTING FLOWERS

See *Acrocinium*, *Gomphrena*, *Helichrysum*, *Rhodanthe*, *Xeranthemum*.

GALLARDIA (Blanket Flower)

Picta Lorenziana, Double, Mixed H. A. Beautiful colors. flowering from mid-summer to frost; fine for bedding or cutting; 1½ ft.Pkt. 5c

Grandiflora Compacta H. P. Fine, compact plants, blooming freely; color yellow and crimson; 1½ feet.Pkt. 10c

GERANIUM (Pelargonium)

The heads of gorgeous flowers, of many shades of color, borne continuously, render this one of the most popular plants grown, either for pot culture in winter or for bedding out in summer. Tender Perennial.

Zonale, Mixed. A superb strain of the largest and finest varietiesPkt. 10c



Dianthus or Pinks

All 10c Packets are 3 Packets for 25c.

THE C. S. BRENT SEED CO. Inc.

GODETIA

The plants bloom profusely and bear showy flowers of satiny texture in many rich and varied colors. They do best in a rather poor soil. 1 foot. Hardy Annual. Finest MixedPkt. 5c

GOMPIRENA (Globe Amaranth)

A desirable everlasting, valuable for its handsome globular heads of flowers. H. H. A. Mixed Pkt. 5c

GOURDS

These are desirable in many places where an immense amount of vine is wanted quickly. With many sorts the fruit is unique and ornamental and useful.

Small sorts MixedPkt. 5c
All sorts MixedPkt. 5c

All 5c Packets of Flower seeds are 6 Packets for 25c.
All 10c Packets are 3 Packets for 25c.

GRASSES (Ornamental)

For large beds or groups on lawns nothing gives a finer effect, and they are now largely used in prominent positions in many of the finest public parks, etc. When carefully dried they are useful in making up winter bouquets. Cut when in full bloom, and before the flowers get too old; tie in small bunches and hang up in a dry, dark place, with the heads downward.

Brixa Maxima (Quaking Grass) In a great demand for grass bouquets.Pkt. 5c

Coix Lachrymae (Job's Tears). Broad, corn-like leaves, leaves, and hard, shining pearly seeds; annualPkt. 10c

Eulalia Japonica. One of the most beautiful of the tall-growing grass. H. P. 5 feetPkt. 5c

Glycerium Argenteum. (Pampas Grass.) The finest ornamental grass in cultivation. Half-hardy Perennial. 10 feetPkt. 5c

Pennisetum Ruppellianum. Beautiful and graceful spikes of purple; this is one of the best. Hardy Annual; 2½ feetPkt. 5c

Finest Mixed. Used for making winter bouquets. Pkt. 5c

GYPSOPHILA H. P. Baby Breath

Gypsophila H. P. Baby Breath. White, August and September, when cut keeps for months without waterPkt. 10c



Digitalis

HELICHRYSUM

Strawflower or Everlasting)

One of the best flowers to dry for house decoration. Gather before the bloom expands and hang with heads down in a cool place.

Crimson Very richPkt. 10c
Fireball Bright redPkt. 10c
Golden Buly. Golden yellowPkt. 10c
Rose Carmine. Rich and GlossyPkt. 10c
Silver Ball. Glistening whitePkt. 10c
Violet. Very rich colorPkt. 10c
Mixed. All colorsPkt. 65c
Collection. Rkt. each; 6 colors50c

All 5c Packets of Flower Seeds are 6 Packets for 25c.

FOUR O'CLOCK (Mirabilis)

Four O'clock (Mirabilis). A hardy annual of easy culture, growing about 2 feet high. The plant is free flowering, bearing blooms of a great variety. MixedPkt. 5c

FORGET-ME-NOT (Myosotis)

H. P., 6 inches. They like cool, moist, and will bloom most freely in fall and early spring.

Mixed. Many varietiesPkt. 5c

HELIOTROPE

Easily raised from seed. Spring planting gives fine Summer blooming plants. As a bouquet flower it is always a favorite.

All Sorts Mixed.Pkt. 5c

HIBISCUS (Marshmallow) H. P.

Tall growing; especially adapted to backgrounds and shrubby borders. Of easiest culture, and bloom the entire season. Plants grow 4 to 5 feet tall. MixedPkt. 5c

HOLLYHOCK

Perennial plants of stately growth which will flower from seed the first year. The blossoms are set as double and semi-double rosettes around the lower stalk in almost every color. Makes a charming hedge or background.

Allegheny. Semi-double flowers with frilled edges.Pkt. 10c

Single MixedPkt. 05c

Double MixedPkt. 05c

Newport Pink (new)Pkt. 10c

HOP, JAPAN, (Humulus Japonicus)

Splendid annual climber of rapid growth and very ornamentalPkt. 5c

Variegated Japan Hop. Leaves rich green, blotched with creamy whitePkt. 5c

HYACINTH BEAN (Dolichos Lablab)

A rapid growing annual climber 10 feet high. They bloom freely in cluster, which are followed by ornamental seed pods. Sow seed in April or May. White and purple mixedPkt. 10c

ICE PLANT, (Mesembryanthemum)

Fine for baskets, rock work and vases. Leaves and stems appear as though covered with ice crystals. Tender trailers; six inches.Pkt. 5c

JOB'S TEARS, (Coix Lachryma)

Corn-like leaves and hard seeds of peculiar appearance. The seeds are strung on a stout thread and worn around the neck as a chain.Pkt. 10c

KOCHIA TRICOPHYLLA

Summer Cypress or Burning Bush. Forms dense bushes of cypress-like appearance. During the summer they remain light green and in early fall they change to carmine and blood red. Fine for forming a hedge.Pkt. 5c

LARKSPURS, Annual

This is one of the best known of garden flowers. Seeds sown in the open ground before the close of April will produce flowering plants by the beginning of July, and give a continuous succession of flowers from then until frost. Hardy Annual.

Double Stock Flowered. The finest variety with splendid spikes of beautiful double flowers; 2½ to 3 feet. Finest mixed ¼oz. 15c; Pkt. 05c

Lustrous Carmine (new)Pkt. 10c

Sky BluePkt. 10c

LATHYRUS PERENNIAL SWEET PEAS

Lathyrus Perennial Sweet Peas. White, red, Pink, June to AugustPkt. 10c

LINUM PERENNE H. P.

Linum Perenne H. P. Blue flax, July to September. 2 feetPkt. 10c

LOBELIA

Crystal Palace H. A. Extensively used for bedding, being valuable for blue edging. Also elegant for baskets, pots, etc. Require a good soil for best effect. MixedPkt. 10c

Cardinals, H. P. Cardinal flower, rich fiery cardinal flowers, often produces 10 to 18 spikes, 25 inches long, July to November, 1 footPkt. 15c

All 10c Packets are 3 Packets for 25c.

PREMIUM SEEDS



Helichrysum
Strawflower or Everlasting)

LUPINUS (Lupine; Sun-Dial)

(Hardy annual.) Free flowering, easily grown plants with long spikes of pea-shaped flowers; excellent for cutting; will bloom in 5 weeks after sowing; 2 feet. Annual varieties mixed.Pkt. 5c

Lupinus H. P. Blue, white, pink, mixed, May and June, 3 to 4 feetPkt. 10c

LYTHRUM H. P.

Lythrum H. P. Roseum Superbum, rose, July to September, 3 to 4 feetPkt. 10c

LYCHNIS H. P.

Lychnis H. P. Viscaria, deep red, double, fragrant, June, one footPkt. 10c

MATRICARIA H. P.

Matricaria H. P. Fever-few, Little Gem, white, double, fine for cutting, July and AugustPkt. 10c

Golden Ball. Same as above except golden yellow colorPkt. 10c

MARIGOLD (Tagetes)

African or Tall Marigolds. (Hardy annuals.) Plants grow two and a half feet high and produce large double flowers two and a half to three inches in diameter. Finest mixedPkt. 5c

Dwarf French. The Dwarf French class forms ball-like bushes, with fine foliage. Fine mixedPkt. 5c

MAURANDIA

A climber of rapid growth, for baskets, vases and trellises; produces tube-shaped flowers; 10 feet. Choice mixedPkt. 10c

MIMOSA (Sensitive Plant)

Mimosa. (Hardy annual.) Curious, interesting, with pinkish-white flowers; the leaves close and droop when touched or shaken; 1½ ft.Pkt. 5c

MIGNONETTE

(Hardy annual.) Valuable for cutting on account of its fragrance; sow in succession during the whole summer; may also be forced in greenhouses during winter. SweetPkt. 5c

MOON FLOWER

Climbers of rapid growth, with beautiful and varied flowers. It is well to soak the seed in warm water over night to assist in rapid germination.

All 5c Packets of Flower Seeds are 6 Packets for 25c,

Grandiflora. (Moon Flower.) At night and during dull days the plants are covered with an abundance of large, pure white, fragrant flowers, 5 to 6 inches in diameter. It grows very rapidly and will cover a large surface.Pkt. 10c

MORNING GLORY (Convolvulus)

(Hardy annual.) One of the most popular climbers. Rapid grower.

Japanese Imperial Mixed. Flowers of large size, and great variety of color.oz. 25c; Pkt. 5c

Giant Mixed. All shades; mammoth size.Pkt. 5c

Heavenly Blue. Charming and distinct. Flowers are extra large in size, a lovely bright blue.Pkt. 10c

NASTURTIUM

(Dwarf or Tom Thumb Nasturtiums.)

Bronze. Coppery bronze, dark leaf.oz. 25c; Pkt. 10c

Crystal Palace Gem. Sulphur, spotted Maroon. oz 25c; Pkt. 10c

Golden King. Golden maroon blotches. oz. 25c; Pkt. 10c

King Theodore. Rich, deep crimson.oz. 25c; Pkt. 10c

Lady Bird. Orange, spotted red.oz. 25c; Pkt. 10c

Pearl. Creamy whiteoz. 25c; Pkt. 10c

Collection. One packet each, six varieties postpaid 50c

Finest Mixture. Dwarf Nasturtiums

.....lb. \$1.50; ¼-lb. 40c; oz. 15c; Pkt. 5c

Tall or Climbing Nasturtiums. Finest mixed.

.....lb. \$1.50; ¼-lb. 40c; oz. 15c; Pkt. 5c

NICOTIANA

Nicotiana Saundersae. About 2 feet high and literally covered with bloom all summer and fall. Easily grown, flowering a few weeks after sowing. Mixed colors.Pkt. 5c

NIGELLA

(Love in a Mist, or Devil in the Bush.)

Miss Jekyll. Lovely variety giving an abundance of long stemmed flowers which are of a clear corn-flower-blue, prettily set in slender elegant foliage. One of our most attractive annuals. The plants are extremely hardy, and an Autumn sowing produces the best specimens for flowering in the following summer. Height, 18 inches. H. A.Pkt. 10c

Finest MixedPkt. 5c

PANSIES

If the seed is sown in spring outdoors in a partially shaded location, the seedlings will bloom in autumn. Pansies thrive best in a cool, moist soil which should be enriched by well decayed barnyard manure or finely ground bone meal.

Trimardeau Giant. Finest Mixed ... ¼ oz. 60c; Pkt. 15c


Viola H. P. Tufted Pansies. Mixed colors; one of the leading plants of EuropePkt. 10c

PENTSTEMON

(Beard Tongue)

The handsome, brilliant flowers are borne on long terminal spikes, much resembling Gloxinias. Perennial; will bloom the first season if sown early; 3 feet. All colors from yellow to red and purple. (See cut.)

Hybrida MixedPkt. 10c



Larkspur

All 10c Packets are 3 Packets for 25c.

THE C. S. BRENT SEED CO. Inc.



Marigold

PEONY ROOTS

Red, White, Pink. See Summer Flowering Bulbs.

PETUNIAS

Hardy annuals of the easiest culture. Heat, rain and drought do not affect them. From early summer until late fall the plants are covered with flowers. It is advisable to sow the seeds indoors, covering very lightly, and later transplant to bed or borders in May. **Balcony**, Mixed Colors, Pink, Blue and White, Splendid type for beds, window boxes, vases, hanging baskets, etc. 2 Pkt. 35c; Pkt. 20c
Rosy Morn, Carmine Pink with White throat. One of the best bedders Pkt. 10c
Stripped & Bloched, Fine for Mass bedding 1/4 oz. 35c; Pkt. 5c
Finest mixed 1/4 oz. 30c; Pkt. 5c

PHLOX DRUMMONDII

(Hardy annuals.) The Phlox Drummondii is one of our best annuals, flowering freely all the summer. For richness of color they cannot be surpassed. They are invaluable for beds and ribbon-gardening, therefore no garden should be without them. They should be sown outdoors in May, in a situation well open to the sun, and they will flower and be a mass of color in July and continue until late autumn. Seeds may be sown in a hotbed in March and flowers be had in June.

Phlox Drummondii, Mixed colors, Pkt. 5c
 Hardy Phlox See Perennial Plants.

PHYSOSTEGIA H. P.

Physostegia H. P., Virginica, bright soft pink, July to August, bushes 4 to 6 feet Pkt. 10c

PLATYCODEN H. P.

Platycoden H. P., Balloon or Japanese Bell flower, white, blue, May, 2 feet Pkt. 10c

ANNUAL POPPIES

Well known plants which will endure considerable hardship and thrive on sandy soil. The seed is very fine and should be very lightly covered. Annual sorts should be sown in a loamy soil where they are to bloom, as they do not take kindly to transplanting.

Double 1/4 oz. 25c; Pkt. 5c
Single 1/4 oz. 25c; Pkt. 5c
Shirley 1/4 oz. 25c; Pkt. 5c
Poppy H. P., Oriental, brilliant scarlet with black center Pkt. 10c

All 5c Packets of Flower Seeds are 6 Packets for 25c.

PYRETHRUM H. P.

Pyrethrum H. P., Rosium Hybrid, painted daisy, pink, red, May 2 feet Pkt. 10c

PORTULACA

(Rose Moss)

Hardy annual. Specially adapted for dry, light soils, and particularly for sowing on surface of beds of spring blooming bulbs such as Tulips, Narcissus, etc. The seed is very small; it is advisable to mix with sand before sowing. Sow on open ground in May in a sunny situation.

Double Pkt. 10c
Single Pkt. 05c

RICINUS (Castor Oil Bean)

Plants of stately growth and picturesque foliage, combined with brilliant colored fruit, producing an oriental effect; fine for lawns and pleasure grounds; half-hardy.

Sanguineus (Obermanni), Blood red stalks; scarlet fruit; 8 ft oz. 25; Pkt. 5c
Zanzibariensis, A distinct class which surpasses in size and beauty all varieties. The ornamental leaves, beautifully lobed, are 2 1/2 to 4 ft across height 12 feet oz. 20c; Pkt. 5c
Mixed, All sorts oz. 20c; Pkt. 5c

RUDBECKIA

Rudbeckia H. P., Purpurea, Giant Cone Flower, about 4 inches across, reddish purple, July to October, 3 feet Pkt. 10c

SALPIGLOSSIS

(Painted Tongue)

Hardy annual worthy of more extensive cultivation. The funnel shaped flowers are like a petunia. They come in a wild range of colors, each flower veined and penciled. In bloom August to October. Useful for cutting. Pkt. 5c

SALVIA (Scarlet Sage)

Splendens Grandiflora (Scarlet Sage), Gorgeous plants, numerous spikes of intensely vivid scarlet flowers 10 to 12 inches in length. Continues to flower profusely all Summer and Fall. Of easy growth. The most popular Salvia in cultivation Pkt. 10c
Farinacens, A perennial variety, but best known as an annual. Seed sown in open ground in May, blooming from July to frost. Light blue flowers on long spikes. 2 to 3 feet Pkt. 10c



Nasturtium

All 10c Packets are 3 Packets for 25c.

PREMIUM SEEDS



Petunia

SAPONARIA (Bouncing Bet)

Double Flowering. A hardy perennial sort with white tinted rose, double flowers, produced all summer and fall 15 inches. Pkt. 10c

SCABIOSA

(Mourning Bride)

The flowers are borne on long, wiry stems, in white, yellow, pink, scarlet, crimson and maroon. Beautiful in the garden, and excellent for bouquets. 12 to 18 inches high. Mixed. Pkt. 5c

SCARLET RUNNER

Scarlet Runner Bean. Used for ornamental purposes. The plant is of large growth and climbs well. Leaves are a very dark green, flowers bright scarlet, very attractive. The blossoms resemble somewhat the blossoms of Sweet Peas. Continual bloomer. Pkt. 5c

SCHIZANTHUS OR BUTTERFLY FLOWER

Schizanthus Mixed. Popularly called the "Poor Man's Orchid." It grows from a foot to 18 inches tall, with fine fern-like foliage, begins to flower early and produces masses of oddly marked and queerly shaped blooms in various shades of blue, purple and pink and some pure white. Pkt. 5c

STOCKS

(Gillflower)

Stocks are hardy annuals indispensable in every garden. There are both summer and winter-blooming varieties. For either bedding or pot culture they are desirable. Average height of plants, 1½ feet. Stocks last a long time in bloom, are beautiful, fragrant, and satisfactory. Pkt. 5c

STOKESIA (Cornflower Aster)

A beautiful hardy perennial for the permanent border or beds. Easy to grow; blooms the first season, producing its handsome lavender-blue cornflower blossoms from June till frost. Pkt. 10c

SUNFLOWER (Helianthus)

Red Sunflower, H. A. The flowers vary in size from ½ to 3 inches and upward; some are yellow with a red ring around a dark center, others yellow streaked with red, and other interesting color combinations. The flowers are numerous, have long, large petals, sometimes two rows, and often slightly curled. Plants with out purple in the stems and leaves should be removed while young. oz. 50c; ½ oz. 30c; Pkt. 10c

Double Chrysanthemum Flowered or Japanese. The most beautiful of all double sunflowers. Perfectly double; bright golden yellow. . . . oz. 35c; Pkt. 5c
Miniature Varieties Mixed. All the newest and best varieties, some a single color, others black centered, with golden yellow petals, others resembling cactus dahlias; many with curiously twisted petals oz. 40; Pkt. 5c
Double California. Double yellow 3 to 5 feet high oz. 20c; Pkt. 5c
Mammoth Russian. The giant flowered sunflower; 5 to 8 feet high. ¼ lb. 15c; oz. 5c

SWEET PEAS

Cultural Directions. The soil for Sweet Peas should be rich and deep. The seed should be sown as early in the season as the ground can be worked, and in a position where the Peas will be fully exposed to sunlight and air on both sides of the row. It is best to make a trench or furrow about 6 inches deep, in the bottom of which sow the seed. Cover with about an inch of soil, pressing it down firmly. As soon as they are above ground, thin out to two to four inches apart; when planted too close they do not attain their full development. They generally are allowed to run upon a wire netting four to five feet high.

During dry weather they should be watered thoroughly and frequently and give an application of liquid manure once a week. The flowers should be cut as often as possible, to prevent the plants from running to seed, which would stop them from continuing in bloom.

GRANDIFLORA TYPE

- Blanche Burpee, Pure white Pkt. 10c
- Blanche Ferry, Rose and white Pkt. 10c
- Non. Mrs. E. Kenyon, Large; primrose Pkt. 10c
- Katherine Tracy, Pink Pkt. 10c
- King Edward VII, Bright red Pkt. 10c
- Lady Grisel Hamilton, Lavender Pkt. 10c
- Lord Nelson, Deep navy blue Pkt. 10c
- Scarlet Gem, Bright scarlet Pkt. 10c
- Eckford's Mixed, Contains all the more delicate or pastel shades. 1 lb. \$1.30 ¼ lb. 40c, oz. 15c, Pkt. 5c

Choice Mixed, Contains all colors properly blended. 1 lb. 85c; ¼ lb. 35c; oz. 15c; Pkt. 5c

Spencer Best Mixed, A mixture or selected varieties of the Spencer type. ½ lb. \$2.00; ¼ lb. 60c; oz. 20c; Pkt. 10c

SWEET PEAS FOR FALL PLANTING

Sowing in the late November or early December in the open ground insures flowers earlier in the season than from seeds sown in Spring, and the root growth is stronger, so it carries a plant through a dry season better, the seasons of blooming are prolonged.



Salvia

All 5c Packets of Flower Seeds are 6 Packets for 25c.

All 10c Packets are 3 Packets for 25c.

THE C. S. BRENT SEED CO. Inc.



Verbena

VERBENA

Start seed in the early spring, in the house or under glass, and transplant when they are to bloom, after three or four inches of growth have been made.

- Choice Mixed Pkt. 5c
- Veronica H. P. Long spikes, bright blue flower, June to August, 2 feet Pkt. 10c

VINCA (Periwinkle)

Ornamental and free flowering. Sow early and transplant to obtain stock plants. Can be taken up in fall and bloomed in the house. Fine for boxes, hanging baskets, beds or borders.

- White and Rose Mixed Pkt. 5c

SWEET WILLIAM H. P.

1 1/2 ft. For bedding, bordering or cutting, this favorite is invaluable. Blooms second year from seed.

- Copper Red Pkt. 10c
- Pink Beauty Pkt. 10c
- Rose Pink Pkt. 10c
- Gt. fl. mixed annual Pkt. 05c

TIUNBERGIA (Black-Eyed Susan)

Extremely ornamental, free-blooming climbers of rapid growth, handsome foliage and much admired flowers. Tender annuals.

- Fine Mixed Varieties. 1/4 oz., 30c; Pkt. 5c

TRITOMA

(Flame Flower, Red Hot Poker)

Magnificent spikes of orange red flowers. Brilliant and showy half-hardy perennial; 3 feet.

- Pfitzerii Grandiflora Pkt. 10c

VIOLET

Renowned for their beauty and fragrance. Seed takes a long time to germinate.

- Sweet Scented, Blue Pkt. 10c

WILD CUCUMBER (Echinocystis)

Rapid-growing annual climber. Has beautiful leaf and pretty fragrant white flowers Pkt. 5c

"WILD GARDEN" FLOWER SEED

To those who can not bestow the necessary care required in a neatly laid out flower garden, the "Wild Garden" presents a substitute, which, for its unusual and varied effect, for cheapness and small amount of labor necessary for its construction, has no rival 1 oz., 25c; Pkt. 5c

XERANTHEMUM

(Everlasting, or Immortelle)

Double Mixed. Bright and pretty "Everlasting" with silver foliage and silky flowers in pink, white and purple. Half-hardy annual Pkt. 5c

All 5c Packets of Flower Seeds are 6 Packets for 25c. All 10c Packets are 3 Packets for 25c.

ZINNIA (Youth and old Age)

(Hardy annual.) They are very easily grown and bloom continuously from early summer until frost. These may be sown in the latter part of March in boxes or out doors in May. If transplanted, it should be done at an early stage.

NEW ZINNIAS

New Dahlia Flowered. The plants of this new race are very sturdy and produce many flowers with stout stems. The broad petals are closely imbricated, seeming almost to be piled one upon the other. The flowers in full bloom often measure four inches in depth and six to eight inches in diameter. There is a decidedly wide range of colors from the Golden Yellows, Old Rose, many shades of pink and colors. Pkt. 15c

Giant Picotee. A distinct class; each petal distinctly tipped with dark chocolate colors and producing the following colors, all tipped with various shades of dark, giving the flowers a very attractive and pleasing appearance, resembling Picotee Carnations, Orange, Flesh, Lemon, Pink and Cerise. Pkt. 15c

Victory-Quilled. The petals of this type are peculiarly quilled and twisted with a pin wheel effect in the center. The outsides of the petals of a coppery golden color and on the underside, various shades of Rose and Lilac, which when the petals twist, reflect pleasing Autumn colors Pkt. 15c

Curled and Crested. A beautiful strain of this popular plant, petals being twisted, curled and crested into the most fantastic and graceful forms. Pkt. 10c

New Zebra. Beautifully and brilliantly striped with rich colors. Pkt. 10c

Red Riding Hood. Of compact form and covered the entire season with little button-like, intense scarlet flowers not over an inch across; as a border plant it is highly effective. Pkt. 10c

Collection the six different types Zinnias, one of each for 60c

GIANT MAMMOTH

New large giants. Flowers of gigantic size, perfectly formed; 4 to 6 inches across, densely double and very brilliant in color. The strain we offer represents the highest grade of perfection and cannot be excelled in size, beauty of flower and range of color; 2 1/2 feet.

- Giant Yellow Pkt. 10c
- Giant Scarlet Pkt. 10c
- Giant White Pkt. 10c
- Giant Fleshcolor Pkt. 10c
- Giant Violet Pkt. 10c
- Giant Crimson Pkt. 10c
- Black Knight, Velvety deep maroon; very attractive Pkt. 10c
- Giant Mixed, All colors 1/4 oz. 40c; Pkt. 10c
- Extra Choice Mixed Pkt. 05c
- Dwarf Double Mixed Pkt. 05c

ZEA JAPONICA (Rainbow Corn)

Hardy annual. A charming grass or variegated leaf corn or maize, with leaves striped yellow, green, pink and rose. Grows about 5 feet high .. Pkt. 10c



Zinnia Dahlia Flowered

PREMIUM SEEDS

Summer Flowering Bulbs and Roots For Spring Planting

Bulbs are of easiest culture, inexpensive, and require but little care. Put them in the ground out of doors in April and May. Some will bloom in June, and all during the same year planted. These include many of our most attractive plants both for foliage and flowers. As a rule they should be planted out of doors after the weather has become somewhat settled and warm. After the first frost and the leaves have turned droopy or yellow, take up and put in a dry cellar or some other place where they will not freeze, storing in paper bags or soil preferably, and then replanting the following year.

AMARYLLIS

Most of these we list are suitable for house conservatory, and garden. For pot culture Amaryllis require a well drained, turfy, sandy soil and a growing and resting season. If convenient, start in hotbed, beginning with fifty degrees of heat, increasing to sixty or seventy. When the leaves appear, water carefully and not in too great quantity. The Formosissima and Rosea planted in May make rich and showy border plants.

Atamaseo Rosen (Fairy Lily). In bloom all summer. Fine for edging. Each 25c; doz. \$2.50.

Belladonna. A beautiful bright pink. Each 40c; 3 for \$1.00; doz. \$3.75.

Formosissima (Jacobean Lily). Rich, deep velvety crimson flowers which usually appear in advance of leaves. Valuable for either pot or outdoor culture. Each 25c; doz. \$2.50.

Vittata Hybrids. These are secured from a famous hybridizer. The flowers are exceedingly rich in color and markings, spikes are usually from 2 to 3 feet in height, bearing from 3 to 5 flowers. Each \$1.00; 3 for \$2.50.

CALADIUM ESCULENTUM, ELEPHANT'S EAR

A very large leaved tropical plant of rapid growth. In warm rich moist soil, large bulbs will send up several stalks about 5 feet high, with leaves 2½ to 3 feet long and about 20 inches wide. Very ornamental; planted either single or in groups.

Size	Each	Doz.	By Mail
1. Small bulbs	10c	\$1.00	15c each
2. Large bulbs	15c	1.50	20c each
3. Extra large bulbs	25c	2.50	30c each
4. Selected extra large	35c	3.50	45c each
5. Monster bulbs	50c	5.00	60c each

CANNAS

Cannas do well in all sections of the country, and stand preeminently at the head of the list, succeeding in any sunny position in any kind of soil, but responding quickly to liberal treatment. Cannas should be planted in good rich garden soil mixed with half of old rotten stable manure, by the end of May, when danger from frost is past. Water sparingly for first two weeks after planting. When growing freely, water liberally. Set the plants about 18 inches apart each way, and if more than one kind is used be careful to plant the taller growing kinds in the center and the dwarf ones along the edge. This applies to planting in beds.

Chas. Henderson. Deep but brilliant crimson, yellow flame at throat. A standard bedding variety. Green foliage. 4 feet high.

Florence Vaughan. Yellow, spotted with red. One of the best. Green foliage. 4 feet high.

Hungaria. Large flowers, borne in trusses of immense size. Color a pure La Franco pink with satiny sheen. The most popular pink; green foliage; three and one-half feet.

King Humbert. Truly a king among the cannas, its majestic growth is doubly enhanced by a massive coppery scarlet flower and the broad, deep bronze foliage. It grows 4 feet high and is splendid as a center, edged with a dwarf yellow canna.

All Cannas Roots 15c each; \$1.50 per dozen

CINNAMON VINE

A very satisfactory climber for covering trellises, Screens, or anything to which it can cling. Grows 15 to 20 feet high. Pure white in clusters. Foliage thick, shiny and glossy; very free from attack by insects. Each, 10c; doz. \$1.00

MADEIRA VINE

A tuberous-rooted, rapid-growing climber which quickly covers a large space. Nothing better to train around the windows of a dwelling or to screen a porch or veranda. Fleshy, heart-shaped leaves and pendant stems of fragrant flowers.

Each 5c; doz. 50c

All 5c Packets of Flower Seeds are 6 Packets for 25c.



Amaryllis

GLADIOLUS

Bulbs can be planted from the middle of April to July and should be set about 3 to 4 inches deep and 8 to 10 inches apart, according to the effect to be produced. Can be planted in succession for different blooming periods.

If wanted by mail, add 5c per dozen for postage. Single bulbs mailed free.

Gladioli in quantity by Parcel Post. Estimate postage at rate of 8 lbs. per 100 bulbs.

American. A lovely pure appleblossom pink Gladiolus. Ideal for cut flower purposes. Usually has from ten to twelve open flowers on the spike at one time. Each 7c; doz 75c; 100 \$5.00

Chicago White. Pure white with faint lavender streaks in the lower petals. They are borne on tall straight stems and from 5 to 7 flowers are open at one time. It is one of the earliest to bloom, hence valuable as a cut flower sort.

Each 8c; doz. 75c; 100 \$5.00.

Halley. This is one of the earliest varieties, flowers are a delicate salmon pink with a pale ground showing at the throat, which is marked with small red stripes. Each 8c; doz. 75c; per 100 \$5.00.

Mrs. Francis King. Immense flowers of a most beautiful pink. The leading decorative gladiolus.

Gladiolus in Separate Shades

	Ea.	Doz.	100
Scarlet and Crimson shades mixed	.5c	50c	\$3.50
White and Light shades mixed	.6c	60c	4.00
Yellow and Orange shades mixed	.7c	70c	5.00
Pink and Rose shades mixed	.7c	60c	4.00

POEONY ROOTS

Peony Roots. Large roots 5 to 8 eyes, separate colors, red, white and pink.

Each 35c; 3 for \$1.00; doz. \$3.75

One of the most fragrant and beautiful of the summer flowering bulbs, for flowering in the open border, plant about the first of May.

Excelsor Pearl. Mammoth bulbs. Robust stem and long spikes of flowers, which are more double and twice as large as those of the old sort.

Each 10c; doz \$1.00; 100 \$7.00

All 10c Packets are 3 Packets for 25c.

Selected Dahlias

DECORATIVE DAHLIAS

- Clifford W. Bruton.** Large clear canary yellow.
Each 25c; doz. \$2.50
- Jack Rose.** The best crimson for garden or cutting; that brilliant crimson red that makes the "Jack" Rose popular, suggested the name.
Each 25c; doz. \$2.50
- King of Autumn.** Large, long-stemmed, perfectly formed flowers. Color is pinkish amber, shading to sulphur. A new variety which is attracting much attention
Each 85c; 3 for \$2.25.
- Maud Adams.** The color is a pure, snowy white, very effectively overlaid clear delicate pink. Undoubtedly the finest in our estimation. Each 85c; 3 for \$2.25
- Mina Burgle.** A rich dark scarlet variety, very free-flowering; one of the best for cutting.
Each 35c; 3 for 90c.
- Minnie McCullough.** Very striking. Soft golden yellow, tipped bronzy red; effective.
Each 25c; doz. \$2.50.
- Souvenir De Gustave Douzon.** This variety is a good comparison to the "Sunflower." It is the largest Dahlia in existence. The color is a pleasing shade of orange-red. The flowers are full to the center, and often measure 9 inches and over in diameter, and they can be forced to measure over 12 inches. The plant is a very tall, vigorous grower, with heavy, dark, glossy green foliage, and a remarkable constitution. Very long stems, of pleasing, stiff, upright type. "Souv de Gustave Douzon" should be in every garden.
Each 35c; doz. 3.50.
- Sylvia.** Deep pink, tinting to flesh pink at center; large perfect form, on long, stiff stems. One of the best for cutting or garden. Each. 25c; doz. \$2.50.



Dahlia

CACTUS DAHLIAS

- Attraction (Hybrid Cactus).** Very large, attractive flowers, fully 6 inches in diameter of a clear lilac rose, a rare color. Flowers of wonderful substance and must be seen to be appreciated.
Each 90c; 3 for \$2.50.
- All 5c Packets of Flower Seeds are 6 Packets for 25c.

Countess of Lonsdale. A peculiar but pleasing blending of salmon-pink and amber; early, and one of the very best; blooms freely under all conditions.
Each 30c; doz. \$3.00.

J. H. Jackson. The finest black Cactus Dahlia in existence. An exceptionally satisfactory all-round Dahlia; one of the most prominent for garden decoration, superb as a cut-flower variety, and equally good as an exhibition flower. In color, a perfectly gorgeous, deep, velvety blackish-maroon. Gigantic in size. Every Dahlia lover should grow this variety.
Each 30c; doz. \$3.00.

Kriemhilde. The Queen of the Cactus Dahlias; flesh delicate pink shading to white in the center; very free flowering.
... Each 35c; doz. \$3.50.

SHOW DAHLIAS

- A. D. Livoni.** Beautiful soft pink. Well formed flowers with long stems. Very desirable for cutting. A very reliable old standard variety, grown by most every dahlia-lovers. Perfectly round, ball shaped flowers, each petal being very tightly curled, and arranged in exact irregularity. Free flowering
Each 20c; doz. \$2.00.
- Arabella.** Beautiful form; pale primrose tipped old rose and lavender.
Each 25c; doz. \$2.50.
- Dorothy Peacock.** Beautiful clear live pink, blending to soft shell pink, good florist's Dahlia.
Each 25c; doz. \$2.50.
- Pink Swan.** A silvery pink sport of White Swan.
Each 25c; doz. \$2.50
- Storm King.** The most reliable White Show Dahlia pure white, flowers produced freely upon long stems, well above the foliage
Each 35c; doz. \$3.50
- Stradella.** Beautiful deep, purple-crimson. Exceptionally free flowering. Stems long and wiry. One of the finest to date
Each 35c; doz. \$3.50.

PEONY-FLOWERED DAHLIAS

- Madonna.** A magnificent new Dahlia of remarkable beauty. Flowers are a beautiful white, very slightly tinted with a delicate shade of lavender-pink. Long, graceful stems of wiry stiffness. Petals are curled and twisted in a most pleasing and unique manner
Each 50c; 3 for \$1.35.
- Diamond Von Bystein,** large flower, perfect form, good stem; beautiful shade of lilac changing to light blue. Worth trying.
Each 50c; 3 for \$1.35.
- R. L. Borden (Peony flowered)** Flowers of good size of a color rather difficult to describe, bronze with a glint of light orange, free bloomer and is well worth a place in your collection.
Each 35c; doz. \$3.50.

SINGLE DAHLIAS

- G. E. Varnum (Single)** Beautiful cream color, petals tipped with rose.
Each 25c; doz. \$2.50
- Lord Goff (Single)** Beautiful cream color, petals tipped with rose. Considered one of the most beautiful of its class.
Each 25c; doz. \$2.75.

Hardy Lilies For The Garden

A desirable class of hardy bulbs. Some of the late varieties do not arrive from Japan before the ground freezes, but we carry these in cold storage until Spring when they may be planted out with good success. If you have a partially shaded spot in your yard—perhaps in among the shrubs—that is fairly well drained—plant Lilies in it. Lilies will fill up that space and make it a pleasing sight every day in the Summer. Deep planting is advisable 9 to 12 inches according to size of bulb. Put some broken crocks in bottom of hole for drainage. Don't use manure.

Candidum (Ascension or Madonna Lily). These are the famous bulbs from Northern France, and although they can be successfully forced they are far better for the open garden. This is one of the best varieties for scattering among shrubs and in perennial beds, June and July. Our bulbs are all selected and the largest and strongest procurable. Bulbs ready in September.

Each 25c; doz. \$2.75; 100, \$20.00.

All 10c Packets are 3 Packets for 25c.

PREMIUM SEEDS

LILIES (CONTINUED)

Album. (White Japanese Lily). This variety of Speciosum is undoubtedly the hardiest and most popular lily for the border of the garden. They grow from 3 to 4 feet high and continue to bloom August and Sept. Extra large bulbs. Each 50c; doz. \$5.00.

Auratum (Golden-banded Lily of Japan). This variety grows on a strong stem, four to five feet high, from six to twelve immense blooms which measure ten inches when expanded. The flowers are white, with a broad golden strip through the center of each petal and freely spotted chocolate crimson. Extra large bulbs. Each 50c; doz. \$5.00; 100, \$40

Speciosum Magnificum. Rich crimson. The finest colored of all Speciosums. Extra large bulbs. Each 50c; doz. \$5.50; 100, \$45.00.

Speciosum Melpomene. White, suffused with darkest crimson. Extra large bulbs. Each 50c; doz. \$5.50; 100, \$45.00.



Auratum or Golden-banded Lily

Speciosum Rubrum or **Roseum.** White with rich crimson spots. Extra large bulbs. Each 50c; doz. \$5.00; 100 \$40.

Henryl (The Yellow speciosum). Each stem carries from 5 to 8 flowers of a rich apricot yellow. Brown spots. Each 75c; doz. \$7.50.

Krameri. Blush pink, fragrant and beautiful trumpet-shaped flowers. Each 60c; doz. \$6.00.

Myriophyllum (Regale Lily) A good forcer and absolutely hardy. Flowers are white, slightly shaded with pink, with canary yellow centre. Each \$1.00; doz. \$10.00; 100, \$75.00.

Tigrinum Splendens (Tiger Lily). Flery scarlet flower, spotted black. Height 6 ft. Each 25c; doz. \$2.75; 100, \$20.00.

Tigrinum Flore Pleno. Double flowered orange, spotted black. Height 4 ft. Each 25c; doz. \$2.75; 100, \$20.00.

Hardy Perennial Flowering Plants

No class of plants enjoy greater popularity at the present time than the Hardy Perennials. They have size of plant and profusion of bloom from year to year, until now they may be considered to have a prominent and a permanent place in our American gardens. Once planted they require very little care, increasing in size of plant and profusion of bloom from year to year. Most varieties can be taken up, divided and reset every third year. We do not accept orders for plants amounting to less than \$1.00

Achillea.
Pтарница fl. pl. var., The Pearl. Double white flowers, most useful for cutting. June to October. Each 25c; doz. \$2.75.

Millefolium Roseum. 18 in. Broad, flat heads of pink flowers. July and Oct. Each 25c; doz. \$2.75.

Acquitum (Monk's Hood). A stately group of plants for borders and shady places.

Fischeri. 18 in. Dwarf; light blue. September to October. Each 30c; doz. \$3.00.

Alyssum saxatile compactum (Basket of Gold), 1 ft. A grand plant for the rockery or border. April to June. Each 30c; doz. \$3.00.

Anchusa Italica, Dropmore Variety. 3 to 4 feet. A lovely shade of gentian blue, and blooms the entire season. Each 30c; doz. \$3.00.

Anemone Japonica rosea (Windflower) 2 to 3 feet. Flowers of medium size, color rose; stems yellow. Sept. to Nov. Each 25c; doz. \$2.75

Anemone Japonica alba. 2 to 3 feet. Flowers large, white. One of the best September to November. Each 25c; doz. \$2.75

Anemone Japonica, Queen Charlotte. 2 ft. Large semi-double, silvery pink. Sept. Each 25c; doz. \$3.50.

Aquilegia (Columbine). Every garden should have these in its collection.

Aquilegia Chrysantha (Golden) 2 to 3 feet. Yellow long-spurred flowers. May to August Each 25c; doz. \$2.75

Aquilegia Coerulea (Rocky Mt.) 2 feet. Bright blue and white, long spurred, May to June. Each 30c; doz. \$3.

Aquilegia Skinneri. 2 feet. Yellow with long red spurs. June to September. Each 25c; doz. \$2.75.

Aquilegia Mrs. Scott Elliott Hybrids. There is not a better mixture grown in the world than by Mrs. Scott Elliott. Our stock is from seed from this source, absolutely true strain. Each 30c; doz. \$3.00.

Asclepias tuberosa (Butterfly Weed). One of the showiest of our native flowers; brilliant orange. June to July Each 25c; doz. \$2.75.

ASTER (Michaelmas Daisies).

These are our most showy Fall flowers.
Aster Beauty of Colwall. A grand semi-double flowering type of a beautiful lavender shade; height four feet. September Each 30c; doz. \$2.75.

Aster Novi Beigii (Climax). The plant is of strong vigorous habit, over 5 feet high, with pyramidal-shaped flower stems filled with light lavender-blue flowers, each 1 1/4 inches or more in diameter. Aug. to Oct. Each 30c; doz. \$2.75.

Aster Novne-Angliae. A tall growing species, bearing purple flowers; September. Each 25c; doz. \$2.75.

Aster Novne-Angliae Rosens. Similar to the preceding rose-colored flowers. Sept. Each 25c; doz. \$2.75.

Bellis Perennis (English Daisy) Double flowering, white and pink. Each 20c; doz. \$2.00.

Bocconia (Plume Poppy)
Cordata. A splendid plant, growing sometimes six feet high, bearing panicles of creamy-white flowers in July and August; makes a grand effect as a center in a hardy bed or a border background. Each 25c; doz. \$2.75.

Boltonia
Asteroides (False Chamomile). 5 to 6 feet. Fine late-flowering perennials. Aster-like white flowers. August to September. Each 25c; doz. \$2.75.

Latiqama. 4 to 5 feet Flowers clear lavender, fine for cutting. Each 25c; doz. \$2.50

Campannula or **Bell Flower.** They flower best in a half shady location.

Campannula Carpatia (Carpathian Hare-bell) A pretty, compact species, not exceeding eight inches high flowers clear blue, one inch in diameter. Blooms from June to last of October. Each 30c; doz. \$2.75.

Campannula Carpatia Alba. White flowers. Each 30c; doz. \$2.75.

Campannula Medium. Old fashioned Canterbury Bell. In three colors, pink, blue and white. Our stock has been grown from the finest strain of seed. Two to three feet. June to July. Each 30c; doz. \$2.75.

Coreopsis. Lanceolata, rich golden yellow, June to October, 20 to 30 inches Each 25c; doz. \$2.50.

PRICE SUBJECT TO CHANGE WITHOUT NOTICE



Delphinium

Chrysanthemum, Hardy. Flowering very freely in the Autumn, excellent for cutting and one of the last to be cut down by frost. September to November. The following colors. Large flowering garden mums Red, Pink, White and Yellow, separate colors—field grown clumps.
Each 35c; 3 for \$1.00; doz. \$3.50.

Delphinium (Larkspur). Attractive group of perennials and a grand addition to the garden; by removing the first flower stems after the flowers are faded, a second crop will be thrown up.
Each 25c; doz. \$2.50.

Delphinium Belladonna. The freest and most continuous blooming of all. The clear turquoise-blue flowers are not surpassed by any.

Delphinium Formosum. Dark blue, white center, spikes three to four feet tall, vigorous; free.
Each 25c; doz. \$2.75.

Delphinium Gold Medal Mybrids. The original stock came from Europe, and consisted of the best named varieties. The plants are of strong, vigorous habit, with large flowers on spikes two feet and over long, the majority running in the lighter shades of blue.
Each 30c; doz. \$3.00.

Dianthus (Garden Pinks). A valuable and showy border plant; single and double. Very fragrant and bloom from May to August. Each 25c; doz. \$2.75.

Dicentra, or Delytra (Bleeding Heart). 2 ft. An old-fashioned favorite. May and June.
Each 35c; doz. \$3.50.

Dictamnus fraxinella (Gas Plant). 2½ ft. Rosy crimson, fragrant foliage. May to July.
Each 35c; doz. \$3.50.

Digitalis (Foxglove). The broad foliage and showy spikes of bloom give a fine effect. June and July.

Gloxinia-elora. 3 feet. Spikes of beautiful flowers of various shades from purple to deep pink and white, with spotted throats. Each 25c; doz. \$2.75.

Funkia (Plantain Lily). A beautiful class of plants growing well in partial shade.

Undulata variegata. 1 foot. Beautiful variegated foliage, flowers lilac. Each 25c; doz. \$2.50

Gullardia Grandiflora (Blanket Flower). 2 feet. Large crimson and gold; good for cutting. June to November. Each 25c; doz. \$2.50.

Gypsophila paniculata (Baby's Breath). 2 feet. An old-fashioned favorite; very useful high-colored flowers. June to August. Each 25c; doz. \$2.50.

Ornamental Grasses

Eulalia Gracillima. (Japan Rush.) The most beautiful of all the Eulalias, with narrow, graceful foliage entirely green without variegation, except that the mid-rib is of a silver sheen.

Eulalia Japonica Variegata. Leaves striped white and green longitudinally.

Eulalia Zebrina. (Zebra Grass.) A peculiar variegated grass, growing six feet high. The variegation is unlike that of any other plant, being across the leaf in regular bands, dark green and light.

Above, Each 30c; per doz. \$3.00; by mail, each 35c.

Helianthus (Sunflower). These form a very important group of bold, showy Autumn-flowering plants. Indispensable for large borders and woodland walks.

Miss Mellish. .6 feet. Large, single, golden yellow. September and October . . . Each 25c; doz. \$2.50.

Multiflorus fl. pl. 4 ft. Deep yellow, double Dahlia-like flowers. One of the best for cutting. Protect in Winter July to October. Each 30c; doz. \$3.00.

Hemerocallis (Day Lily). One of our most valuable flowers for the border; sweet scented.

Flyva. 3 feet. Golden yellow; very fragrant May and June. Each 25c; doz. \$2.50.

Fulva (Tawny Day Lily). 2 to 3 feet. Orange. July and Aug. Handsome flowers, Each 25c; doz. \$2.50.

Hibiscus (Mallow) There are a mass of bloom during the entire summer, when they produce large flowers in gorgeous colors.

Mallow Marvels, Giant-flowering. Flowers of enormous size, frequently 10 to 12 inches in diameter. Plants grow from 5 to 8 feet high, and bloom from early in July until late in autumn. We offer these distinct colors—red, pink and white—strong roots. One each of the three colors for \$1.00.
Each 35c; doz. \$3.25.

Hollyhock

Newport Pink. Finest pure pink, double flowering variety. Each 30c; doz. \$3.00.

Double White, Double Rose, Double Yellow, Double Red, Double Mixed Each 25c; doz. \$2.50.

Single Red, Single Rose, Single Yellow, Single Mixed. Each 25c; doz. \$2.50.

IRIS— Ask for special list.

Lathyrus latifolius (Everlasting Pea). 5 feet flowers large red, white, pink and mixed July to August. Each 25c; doz. \$2.50.

Liatis pyenostachya. 4 feet. Showy spikes of rosy purple flowers. July to September. Each 25c; doz. \$2.75.

Lily of the Valley. Each 20c; doz. \$2.00.

Linum perenne 18 in. Light blue flowers, which are produced all Summer. ! Each. 25c; doz. \$2.50

Lobelia cardinalis (Cardinal Flower). 3 feet. Cardinal red. August to October. Each 25c; doz. \$2.75.

Lychnis Chalcedonica (London Pride). 3 feet. Brilliant heads of crimson flowers. June to September. Each 25c; doz. \$2.75.

Lythrum roseum superbum. 3 feet. Spikes of deep rose-colored flowers. September. Each 25c; doz. \$2.50.

Myosotis palustris (Forget-Me-Not). 10 in. Flowers all Summer. Fine blue. Each 25c; doz. \$2.75.

Pentstemon barbatus Torreyi (Beard Tongue). 4 feet. Bright scarlet flowers. July to September. Each 25c; doz. \$2.50.

PREMIUM SEEDS



Digitalis

- PHLOX Decussata (Hardy Perennial Phlox).**
Each 25c; dozen \$2.75; except where noted.
- Coquelicot.** Rich orange scarlet.
- Eclairer.** Carmine, salmon center.
- Elizabeth Campbell.** Large spikes, light salmon.
Each 35c; doz. \$3.50.
- Mrs. Jenkins.** The best all round pure white.
- Pantheon.** Bright carmine rose.
- Peach Blow.** Delicate pink, dark center.
- Rynstrom.** A great improvement on the popular variety Pantheon; of the same carmine rose color.
- Miss Lingard.** This grand white variety is one of the most popular sorts grown; it grows about 2 feet high, and starts to bloom in May, continuing to flower until late in October. Each 30c; doz. \$3.00.
- Physostegia Virginica (False Dragon Head).** One of most attractive Mid-summer plants, covered with clear pink, heath-like flowers. July and August.
Each. 25c; doz. \$2.50.
- Platycodon grandiflorum (Wahlenbergia).** 2½ feet
Large blue Campanula-like flowers. July to Oct.
Each 25c; doz. \$2.75.
- Poppy.** The perennial poppies greatly surpass the annual poppies in size and splendor. Are very hardy and increase in beauty each year.
- Iceland.** Has fern-like foliage; bears an immense number of elegant flowers. Each 25c; doz. \$2.75
- Oriental.** Mammoth flowers of gorgeous color.
Each 30c; doz. \$3.00.
- Pyrethrum roseum.** 2 feet. One of the showiest of great value for cutting. June to July.
Each 25c; doz. \$2.50.
- Rudbeckia**
- Lanceolata (Golden Glow.)** 5 to 6 feet Double yellow, Cactus-Dahlia-like-flowers. July to September.
Each 25c; doz. \$2.50.
- Purpurea.** 3 feet Large, reddish purple, with dark cone-shaped center of brown. July to October.
Each 25c; doz. \$2.75.
- Salvia Pitcheri.** 2 to 3 feet. Spikes of rich blue flowers. June to September. Each 25c; doz. \$2.50.
- Azurea.** Grows two to three feet high and produces pretty sky-blue flowers in great profusion during August and September. Each 50c; doz. \$3.00
- Sedum (Stone Crop)**
- Ace.** (Golden Moss.) Much used for covering graves; foliage green, flowers bright yellow.
Each 25c; doz. \$2.50.
- Spectabilis.** Erect growing; height 18 inches with broad, light-green foliage and immense heads of handsome showy, rose colored flowers.
Each. 25c; doz. \$2.50.

Spectabilis Brilliant. Similar to the above with bright amaranth-red flowers. Each. 25c; doz. \$2.50.

Shasta Daisy

Large, snowy-white flowers, in bloom continuously throughout the summer and fall.

Alaska. A decided improvement on the original, very free-flowering, with blooms 4½ to 5 inches across, glistening white. Each 25c; doz. \$2.50

Statice (Sea Lavender)

Latifolia. Immense heads, 2 to 3 feet across; small, blue flowers from June to September, which last for months if cut and dried. Each 30c; doz. \$3.00.

Stokesia (Cornflower Aster)

Cyanea. Produces showy, aster-like, deep blue flowers which measure from 4 to 5 inches across. 18 to 24 inches high, blooming freely from July until frost. Each 30c; doz. \$3.00.

Sweet William (Dianthus Barbatus)

Mixed Colors Each 25c; doz. \$2.50.

Newport Pink. Salmon or watermelon- pink flowers.
Each 30c; doz. \$3.00.

Tritoma (Red-hot Poker, Flame Flower or Torch Lily)

Pflzerii. (The Everblooming Flame Flower.) In bloom from August to November, a rich orange-scarlet producing a grand effect, either planted singly in the border or in masses. Each 30c; doz. \$3.00.

Vinca Minor (Periwinkle or Trailing Myrtle). Dwarf evergreen trailing plant, is used for carpeting the ground where it is too shady for other plants to thrive. Each 25c; doz. \$2.50.

Veronica (Speedwell)

Longifolia Subscissilis. A pretty species with blue produced on spikes a foot long, continuing in bloom the entire summer and fall.
Each 35c; doz. \$3.25.

Spicata. An elegant border plant, growing about 1½ feet high, producing long spikes of bright blue flowers. Each 25c; doz. \$2.50.

Violas, or Tufted Pansies. They flower continuously nearly eight months in the year and while their flowers are not so large as those of the Pansy, their bright colors make them welcome additions to any garden.

Mixed Varieties Each 20c; doz. \$1.90.

Yucca Filamentosa (Adams' Needle. A hardy ornamental foliage and evergreen plant with long, narrow leaves that are bright green the whole year round. The flowers are white, produced on long spikes. Each 25c; doz. \$2.50.



Gallardia

PRICE SUBJECT TO CHANGE WITHOUT NOTICE

THE C. S. BRENT SEED CO. Inc.

INDEX GARDEN SEEDS

Page	Page	Page	Page
Asparagus 1	Corn, Pop 8	Lettuce 11	Potatoes, Irish 18-19
Beans, Dwarf 2	Corn, Garden Sweet 8	Mangel 4	Potatoes, Second Crop 18
Beans, Wax 3	Cress, Pepper Grass 10	Melons, Musk 12	Potatoes, Sweet 17
Beans, Lima 3	Cress, Water 10	Mellors, Water 12	Pumpkin 18
Beets 4	Cucumber 9	Mustard 10	Radishes 20
Brussels Sprouts 6	Egg Plant 10	Okra 14	Rhubarb 21
Cabbage 5-6	Endive 10	Onions 14	Salsify 21
Carrots 3	Herbs 9	Onion Sets 14	Spinach 21
Cauliflower 6	Hot Red 6	Parsley 15	Squash 21
Celery 7	Kale 10	Parsnips 15	Tomatoes 22-23
Collard 10	Kohl Rabi 10	Peas, Garden 16-17	Turnips 23
	Leek 10	Pepper 15	

INDEX FLOWER SEEDS

Page	Page	Page	Page
Achillea 35	Cobaea Scandens 37	Larkspur—annual 38	Rudbeckia 40
Aconitum (Monkshood) 35	Coleus 37	Lathyrus - Perennial— Sweet Peas 38	Salpiglossis (Painted Tongue) 40
Acroclinium (Everlast- ing) 35	Columbine 37	Linum Perenne (Blue Flax) 38	Salvia—Red 40
Ageratum (Devil's Paint Brush) 35	Cosmos 37	Lobelia 38	Salvia—Blue 40
Alyssum 35	Cypress Vine 37	Lupinus (Sun-Dial) 39	Salvia—White 40
Amaranthus 35	Dahlia 37	Lythrum 39	Saponaria (Bouncing Bet) 41
Anehusa 35	Delphinium 37	Lychnis 39	Scabiosa (Mourning Bride) 41
Antirrhinum (Snap- dragon) 35	Dianthus 37	Matricaria (Fever Few) 39	Scarlet Runner Bean 41
Aquilegia (Columbine) 35	Digitals 37	Marigold (Tagetes) 39	Schizanthus (Butterfly Flower) 41
Asters 35	Euphorbia 37	Maurandia 39	Stocks (Gilliflower) 41
Balsam (Lady Slipper) 36	Everlasting Flowers 37	Mimosa (Sensitive Plant) 39	Stokesia (Cornflower) 41
Balsam Apple & Pear 36	Gaillardia (Blanket Flower) 37	Mignonette 39	Sunflower (Helianthus) 41
Bellis (English Daisy) 36	Geranium (Pelargonium) 37	Moon Flower 39	Sweet Peas 41
Brachycome (Swan River Daisy) 36	Godetia 38	Morning Glory (Con- volvulus) 39	Sweet Peas for Fall Planting 41
Brownallia (Amethyst) 36	Gomphrena (Globe Amaranthus) 38	Nasturtium 39	Verberna 42
Calendula (Pot Mari- gold) 36	Gourds 38	Nicotiana (Sweet Scent- ed Tobacco) 39	Vinca (Periwinkle) 42
California Poppy (Esch- scholtzia) 36	Grasses (Ornamental) 38	Nigella (Love-in-a- mist) 39	Sweet William 42
Calliopsis 36	Gypsophila (Baby Breath) 38	Pansies 39	Thunbergia (Black Eyed Susan) 42
Candytuft 36	Helichrysum (Straw Flower) 38	Pentstemon (Beard Tongue) 39	Tritoma (Red Hot Poka) 42
Campanula (Canterbury Bells) 36	Four O'clock (Marvel of Peru) 38	Peony Roots 40	Violet 42
Canna 36	Forget-me-not (Myosotis) 38	Petunias 40	Wild Cucumber (Echin- ocystis) 42
Canary Bird Vine 36	Heliotrope 38	Phlox Drummondii 40	Wild Flower Garden 42
Cardinal Climber 36	Hibiscus (Marshmallow) 38	Physostegia 40	Xeranthemum (Ever- lasting) 42
Carnation 36	Hollyhock 38	Platycodon 40	Zinnias 42
Celosia (Cockcomb) 36	Hops-Japan 38	Poppies—Annual 40	Summer Flowering bulbs and roots 44-45
Chinese Wool Flower 36	Hyacinth Bean 38	Poppy—Annual 40	Hardy Perennial Flow- ering Plants 45-46-47
Centaurea 36	Ice Plant (Mesembry- anthemum) 38	Pyrethrum 40	
Chrysanthemums (Daisies) 36	Jobs Tears (Coix Lachryma) 38	Portulaca (Rose Moss) 40	
Clarkia 36	Kochia Tricophylla 38	Richin (Castor Oil Bean) 40	

INDEX FIELD SEEDS

Page	Page	Page	Page
Aknless Brome Grass 30	Corn, Kaffir 32	Millet 33	Sudan Grass 31
Barley 28	Creeping Bent Grass 31	Oats 28	Sunflower 32
Beans, Soy 34	Crested Dog's Tail 31	Orchard Grass 30	Sweet Vernal 31
Beans, Velvet 31	Fertilizers 31	Peas, Canada 33	Tall Meadow Oat Grass 31
Bermuda Grass 31	Feterita 32	Peas, Cow 33	Teosinte 32
Blue Grass, Kentucky 30	Flax 25	Peas, Cow Table 34	Timothy 31
Buckwheat 32	Hemp 34	Rape 32	Tobacco 34
Cane Seed, or Sorghum 32	Johnson Grass 31	Red Top, or Heard's Grass 31	Vetch, Spring 26
Clovers 24	Lawn Grass 29	Rye Grass 30	Vetch, Winter 26
Corn, Broom 28	Meadow Fescue (English Blue) 30	Speltz 28	Wheat 28
Corn, Field 27			


Planting, Maturity and Weight Table

This is for field planting, and where plants and roots are stated, it is necessary to have them ready beforehand. The third column indicates the distance that the plants should stand in the rows, and where seed is sown they should be thinned out to this distance. The fifth column indicates maturity from the time plants are planted in the field, or seed is sown in the field. Also note that the last column is the approximate weight of seeds and not products. Time of planting and maturity is for latitude of Lexington.

*Indicates that the crop can either be planted in the Spring or Fall; if in the Spring, February to April; in the Fall, August and September.

	Time to Sow or Plant	Distance of Rows Apart	Distance of Plants in Rows	Quantity per Acre	Ready to Use	Approximate Weight of Seeds per bu. in lbs.
Artichoke—Tubers	Mar. to Apr.	2½ ft.	2 ft.	6 to 8 bu.	Sept. to Oct.	60
Asparagus—Seeds	Mar. to Apr.	15 in.	4 to 6 in.	8 to 10 lbs.	3 years	60
Asparagus—Roots	Feb. to Mar.	6 to 8 ft.	12 to 18 in.	4,000 to 7,000	2 years	..
Barley	Sept. to Nov.	Broadcast	Broadcast	1½ bu.	July and Aug.	47
Beans—Dwarf	Apr. to Aug.	2½ ft.	4 to 6 in.	1½ bu.	8 weeks	30
Beans—Navy	May to June	2½ ft.	6 in.	¼ to 1 bu.	Winter	60
Beans—Soja	May to June	Broadcast	Broadcast	1 to 1½ bu.	Fall and Winter	60
Beans—Pole	May to June	4 ft.	3 ft.	½ to ¾ bu.	10 weeks	60
Beets—Table	Feb. to July	12 to 18 in.	4 in.	6 to 8 lbs.	1½ to 3 mo.	19½
Beets—Sugar	Apr. to June	2½ to 3 ft.	6 to 8 in.	6 to 6 lbs.	Fall and Winter	19½
Buckwheat	June to Aug.	Broadcast	Broadcast	¾ to 1 bu.	Fall	50
Cabbage—Plants (early)	Mar. to Apr.	30 in.	15 to 20 in.	10,000 to 14,000	June and July	
Cabbage—Plants (late)	July to Aug.	3 ft.	2 ft.	7,500	Fall and Winter	
Carrot	Mar. to June	1 to 2 ft.	3 to 4 in.	3 to 4 lbs.	4 to 5 mo.	37
Cauliflower—Plants	Mar. to Apr.	2½ ft.	2 ft.	8,000 to 10,000	3 months	
Celery—Plants	June to Aug.	3 to 4 ft.	6 to 9 in.	15,000 to 30,000	4 to 5 mo.	37
Clover—Red and Sapling	*Feb. to Sept.	Broadcast	Broadcast	8 to 10 lbs.	Next year	60
Clover—Alsike	*Feb. to Sept.	Broadcast	Broadcast	5 to 8 lbs.	Next year	60
Alfalfa	*Mar. to Sept.	Broadcast	Broadcast	20 lbs.	Next year	60
Clover—Crimson	July to Sept.	Broadcast	Broadcast	12 to 15 lbs.	May 1	60
Corn—Garden	Apr. to July	3 to 3½ ft.	9 to 15 in.	4 to 6 qts.	2 to 3 mo.	44 to 50
Corn—Field (drills)	Apr. to July	3½ to 4 ft.	10 to 18 in.	6 to 8 qts.	3 to 4 mo.	56
Corn—Field (checked)	Apr. to July	3½ to 4 ft.	3½ to 4 ft.	4 qts.	3 to 4 mo.	56
Cucumber	Apr. to July	4 to 5 ft.	4 ft.	2 lbs.	2 to 2½ mo.	39
Egg Plant—Plants	May to June	3 ft.	2½ to 3 ft.	5,000 to 6,000	60 days	
Endive	Aug.	18 in.	2 in.	4 to 5 lbs.	2 to 2½ mo.	26
Grass Seeds—(Light)	*Feb. to Oct.	Broadcast	Broadcast	1½ to 2 bu.	Next year	14
Grass Seeds—(Lawn)	*Feb. to Oct.	Broadcast	Broadcast	80 to 100 lbs.	8 to 10 weeks	20
Horseradish—Roots	Feb to Mar.	2½ ft.	12 to 18 in.	12,000 to 15,000	6 to 8 mo.	..
Kale—Spring	*Feb. to Sept.	Broadcast	Broadcast	6 to 8 lbs.	5 to 6 weeks	66
Kale—Winter	July to Sept.	Broadcast	Broadcast	3 to 4 lbs.	Fall to Spring	64
Kohl Rabi—Plants	Mar. to Apr.	1½ to 2 ft.	10 to 12 in.	21,000 to 34,000	2½ to 3 mo.	
Lettuce—Plants	*Mar. to Sept.	12 to 15 in.	6 to 8 in.	40,000 to 80,000	1½ to 2 mo.	35
Melon—Musk	May to July	4 to 6 ft.	4 to 6 ft.	2 lbs.	2½ to 3 mo.	32
Melon—Water	May to June	8 to 10 ft.	8 to 10 ft.	3 lbs.	3 months	35
Millet—German	May to July	Broadcast	Broadcast	1 bu.	6 to 7 weeks	50
Mustard	*Mar. to Sept.	Broadcast	Broadcast	1 to 5 lbs.	6 to 8 weeks	56
Oats—Spring	Mar. to Apr.	Broadcast	Broadcast	1½ to 2 bu.	July 1	32
Oats—Winter	*Feb. to Sept.	Broadcast	Broadcast	1½ to 2 bu.	June 20 to July 10	32
Okra	Apr. to May	2½ to 3 ft.	8 to 10 in.	8 to 10 lbs.	60 to 70 days	43
Onions—For large bulbs	Mar. to Apr.	12 to 14 in.	4 to 5 lbs.	4 to 5 lbs.	July to Aug.	39
Onions—For sets	Mar. to Apr.	10 to 12 in.	40 to 50 lbs.	40 to 50 lbs.	July	39
Onion Sets	Feb. Mar. Apr.	12 in.	15 to 16 bu.	15 lbs.	June	32
Parsley	Mar. to Apr.	12 in.	4 to 6 in.	5 to 7 lbs.	July	42
Parsnips	Mar. to Apr.	18 in.	4 to 6 in.	5 to 7 lbs.	Fall and Winter	18
Peas—Smooth	Feb. to Mar.	2½ to 3 ft.	1½ to 2 bu.	1½ to 2 bu.	7 weeks	60
Peas—Wrinkled	Apr. to May	2½ to 3 ft.	1½ to 2 bu.	1½ to 2 bu.	7 to 9 weeks	66
Peas—Canada Field	Feb. to Apr.	Broadcast	Broadcast	1½ bu.	June 15	60
Peas—Cow	May to July	Broadcast	Broadcast	1½ bu.	3 months	60
Pepper—Plants	May 15	30 in.	15 to 18 in.	11,000 to 14,000	2 to 2½ mo.	28
Potatoes—(Early)	Mar. to Apr.	27 in.	10 to 12 in.	8 to 12 bu.	June to July	60
Potatoes—(Late)	July to Aug.	30 in.	15 to 18 in.	8 to 10 bu.	Oct. to Nov.	60
Sweet Potato—Plants	May 15	3 ft.	20 to 24 in.	7,000 to 8,000	Sept. to Winter	
Pumpkin	May	8 to 10 ft.	8 to 10 ft.	2 lbs.	Fall	2½
Radish	Feb. to Aug.	1 0 to 15 in.	3 in.	8 to 10 lbs.	24 to 40 days	66
Rape	*Feb. to Sept.	Broadcast	Broadcast	6 to 8 lbs.	6 to 8 weeks	63
Rhubarb—Roots	Feb. to April	4 ft.	2 to 3 ft.	5,000 to 7,000	Next year	..
Rye	Aug. to Nov.	Broadcast	Broadcast	1 to 2 bu.	April 20	66
Salsify	Mar. to Apr.	1½ to 2 ft.	3 to 4 in.	6 to 8 lbs.	Fall and Winter	18
Spinach—Early	*Feb. to Sept.	Broadcast	Broadcast	15 to 20 lbs.	8 weeks	48
Squash—Spring	May	4 ft.	3 ft.	3 lbs.	July	26
Squash—Winter	May to June	6 to 8 ft.	6 to 8 ft.	2 lbs.	Fall and Winter	22
Teosinte	May to June	3 to 3½ ft.	8 to 10 in.	3 to 5 lbs.	Aug. to Oct.	46
Tobacco—Plants	May to June	3 to 3½ ft.	2½ to 3 ft.	4,800 to 5,000	Sept. to Oct.	
Tomato—Plants	May to July	4 ft.	8 to 4 ft.	2,700 to 3,600	July until frost	
Turnip	*Feb. to Sept.	Broadcast	Broadcast	1½ to 2 lbs.	1½ to 2 mo.	56
Vetch	Aug. to Oct.	Broadcast	Broadcast	50 lbs.	May	60
Wheat	Sept. to Oct.	Broadcast	Broadcast	1 to 1½ bu.	June 20	60

BRENT'S PREMIUM SEEDS



A BORDER OF ANNUALS