

GARDNER SEED CO.

ROCHESTER, N. Y.



ROYAL BANNER OATS — STANDING ERECT READY TO CUT



HILL SELECTING OUR POTATOES FOR SEED STOCK



ROYAL BANNER OATS IN THE SHOCK

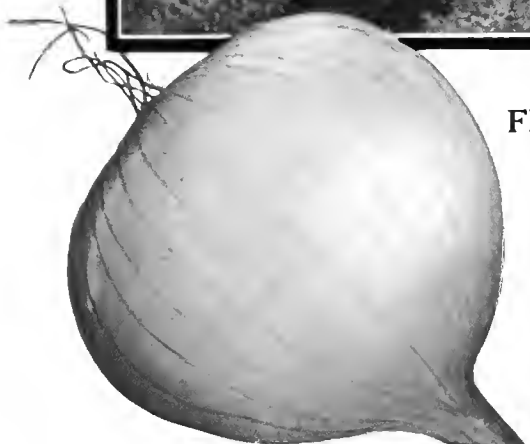


GOLDEN SELF-BLANCHING
CELERY

BONNY BEST
TOMATO



GROWN
FROM OUR
SEED



YELLOW GLOBE DANVERS
ONION



CHANTENAY
CARROT

SPECIAL NOTICE

All orders for Farm Seeds described on pages 6 to 38 must be taken on Farm Seed order blanks. Orders for Vegetable and Flower Seeds pages 39 to 96 must be taken on Garden Seed order blanks. Our shipping departments for Farm Seeds and Garden Seeds are entirely separate.

GARDNER SEED CO.

Seedsmen

Rochester, N.Y.

SINGLE HEAD OF
MAMMOTH CLUSTER
OATS CONTAINING
302 GRAINS

FIELD OF
BANKER
POTATOES




The
"Hustler"



Early
Buckeye

SPEEDWELL POTATO

(SEEDLING No. 44)



The Speedwell Potato originated from a seed ball; is full of new life and vigor and is sure to give a good account of itself for many years to come. The earliness and splendid yield suggested the name "Speedwell."

ROXBURY POTATO

Yielded 400 Bushels Per Acre Field Culture.
Perfect in Shape and Quality.



*Potato Field
and Tuber of —*

ROXBURY

ESTABLISHED 1895

GARDNER'S

ANNUAL 26th CATALOG

1921

An Appeal for Early Orders

Prudence dictates that no one should wait until the last minute for their seed supplies this year. Let the watchword be "ORDER EARLY—SHIP EARLY."

The present conditions and the approaching heavy shipping season indicate an even more serious transportation shortage than has heretofore obtained. The Railroads are endeavoring to transport a greatly increased business with practically no increase in cars, motive power and facilities.

The present situation demands the greatest service possible from existing railroad facilities. Our Traffic Manager, therefore, has urged us to obtain your fullest co-operation in securing the best and most satisfactory-to-all use of present railroad equipment and facilities, and we have deemed the matter of sufficient importance to devote this whole page of our catalog to that purpose.


We respectfully request your earnest consideration and aid in carrying out the following suggestions.

- 1 Urge customers to have their orders in by January or February and arrange with them so that we can ship their orders at the first opportunity after January 1. This is most important for unless we can stretch our shipping season out over a longer period, we cannot hope to secure enough cars at one time during the rush of the early Spring months to move all our orders.
- 2 Explain to customers that the transportation facilities of our country during the coming months will be taxed far beyond their capacity, hence delays must be anticipated. Those who get early shipments will be ready to plant when their ground is ready, and will harvest the best crops. Seeds will keep as well with our customers as with us, so urge every one to avoid annoying, possibly disastrous delays by sending in their orders early. When the ground is ready is the time to SOW—not the time to order.
- 3 Impress upon C. O. D. customers the importance of having order bills of lading ready for immediate surrender upon arrival of their seed. Urge delivery agents to keep in touch with their freight agents so that they can lift the seed shipments promptly when they are received. Much damage occurs and needless expense arises when shipments are left at freight houses for several days after their arrival. The Railroad Companies now require shipments lifted within 48 hours.
- 4 Tell customers who request shipments held until late April or May that they are running risks they cannot afford to take. In spite of the railroad strike all but a very few of our shipments last year were received in time for planting, simply because we got them under way early. Gardner Seed Company customers were fortunate in this respect as compared with customers of firms that waited until Spring to start shipping and then could not get facilities to move half their orders, causing not only a loss to the customers and themselves, but also a serious curtailment of food production.
- 5 Make every delivery show a minimum total weight of at least 200 lbs. Small orders for several adjoining stations should be bunched together and delivered from one central point.

Gardner Seed Company



The Evolution of a Potato Seed-Ball



A customer from Pennsylvania paid us a visit. He raised the question as to how our new varieties of potatoes were obtained. We showed him some seed balls saved, ready to plant this spring, then showed him our stock of about 200 seedlings ranging from one to four years old. He remarked that while he had "farmed" his entire life and had grown lots of potatoes, he never understood how new potatoes were produced. For the benefit of others who may be like our Pennsylvania friend, we have photographed several of our seedlings now under trial. These photographs are here reproduced and explained.

"1st" in the above picture represents the first year and shows in the foreground the fine seeds spread on a piece of paper. These seeds are smooth, hard and flat, and not quite as large as a tomato seed. Back of these seeds are the potato balls, or apples, which are withered from wintering but contain the seeds. These seed balls when gathered in the fall are like a small green tomato. Sometimes the seed is sown in hotbeds and transplanted but in our light warm soil in Irondequoit we get splendid results in the open.

"2nd" shows the second year in the life of the potato. In this view the camera shows you the shape and not the color. In this group we have round, long, and rough shaped little potatoes running in size from a large bean to a hen's egg. For color of skin in this group there is white, pink, dark rose, pink and white, light purple, dark red and some almost black; in short, there is every color you ever saw on a potato. This view shows only a fraction of the seedlings we produced last year all of which are different, but we tried to select for the photograph some of each of the different colors. The strange part is that these seedlings of so many colors come from seed balls saved from white potatoes entirely.

"3rd." The foreground group shows a selection as near perfect as possible, as regards color, shape and apparent quality. This round, smooth potato is the most popular shape and is the type we aim to get in all main crop sorts. These represent the third year—The rear of group "3rd" shows an undesirable class all of which are discarded.

"4th" shows a fully developed potato with the type thoroughly fixed and which can be depended upon to reproduce tubers of a similar character. The tubers in this group are five years from the seed ball.

PEDIGREED SEED

In addition to new varieties of potatoes grown from seed balls, we are also hill selecting special stocks of the best standard sorts. Careful selections made in this way have resulted in materially increased yields, also superior quality of the potatoes.


See photograph on page 16 showing the vigorous growth resulting from special seed selection.

NOT 1 in 100 of these seedlings is ever offered to our customers. Only those of exceptional qualities find a place in our catalog.

ALWAYS REMEMBER when we offer something new it is because we have made a thorough test and are not depending on Tom Jones' or any other person's say so; It takes four to five years of time to produce a good potato, to say nothing of expense and trouble in selecting and growing so many kinds.

Where we offer a few pounds of a new kind to give our customers the full benefit, as early in the life of a new potato as possible, we would gladly offer larger amounts if we could. These things can't be made like boots or shoes—we have to wait until we can grow them.

\$100.00 PER BUSHEL would oftentimes fail to cover the actual expense of producing the first bushel of a new kind.



Here are shown forty distinct sorts, all new seedlings, photographed just before planting time.

Gardner Seed Co.

Growers and Importers of
Farm and Vegetable Seeds
Rochester, N. Y.



Descriptive Catalogue 1921
for Spring Delivery

THIS CATALOGUE is for the exclusive use of our Salesmen in presenting the merits of our Seeds to the public.

We issue Circulars for free distribution.

We use the annual output of over 3000 acres and are one of the largest growers of Farm Seeds on this continent.

Potatoes Becoming a Luxury ?

For months during the past season eating potatoes were sold at retail from grocery stores at the rate of \$6 per bushel. Potatoes are no doubt the most essential vegetable in cultivation and it is to the interest of every potato grower to use the best seed and improved methods of culture to increase his yield in order to meet the ever increasing demand for potatoes.

Even if you have good land well cultivated and have a poor strain of seed you cannot produce a profitable crop. Be sure you start with good seed of a variety adapted to your soil and climate and then follow with good cultivation and you will find you are on the road to success.

The following poem published in Farm Journal expresses our sentiments to a "T."

WHEN I LIKE POTATOES

When I'm walking in the garden,
Many fancy things I see;
But the common old potato
Is 'bout good enough for me.
Take it, say, for Sunday dinner,
Or when company comes to eat,
All mashed up so light and creamy,
It is pretty hard to beat.

And most any way you fix 'em—
Boiled or fried, and all the rest—
I don't know as I could tell you
When I like potatoes best.
When you smell the bacon frying,
Then I think that dinner-time
Is the time to eat potatoes—
Fixed with gravy, they are fine.

But at night, when cold and tired
Doing chores and cutting wood,
Then a great big white potato
Baked for supper's mighty good.
And I like 'em fried for breakfast—
If I really have my say
As to when I like potatoes,
It's about three times a day.

—Grace Bulkley, in Farm Journal.



Our special strain of Big Boston Lettuce is grown from selected heads of largest size and those showing least tendency to run to seed. The above photograph shows a gang cutting and stripping lettuce in order to let a seed stock come through.

Why You Should Buy Our Seeds

BECAUSE they will make money for you by increasing your yields. The varieties we offer are the result of careful breeding and selecting and will greatly out-yield the sorts in common cultivation.

WE ARE SPECIALISTS

We have devoted over a score of years exclusively to the breeding up of special strains of seeds.

YOU CAN'T AFFORD TO GROW POOR CROPS

especially in these times of great scarcity and high prices of farm labor. The only way to get maximum yields is to get the best seed obtainable and then give it good soil and cultivation.

POOR SEED WILL PRODUCE POOR CROPS, YOU CAN'T AFFORD TO USE POOR SEED.

The few extra dollars spent for our pedigreed seed is insignificant compared to harvesting an increased yield on several acres. Give this matter your careful consideration. Every extra dollar you spend for our seed will be returned to you many times over.

WHAT CORN YOU SHOULD SELL

While our different varieties of Potatoes, Oats, Barley, etc., are equally well adapted for growing in one section as another, **OUR CORN IS NOT.** Varieties of corn

which are perfectly adapted for growing in one section should not be sold, and will not give satisfaction in another. We give the following general instructions:

The Abundance is adapted to central Ohio, Indiana, and Illinois or places having similar climate.

Early Rochester may be sold in all localities where any variety of extra early Dent Corn can be raised.

Genesee Giant can be grown in Michigan, Wisconsin and places of similar climate where ordinary varieties of Flint Corn can be grown.

GARDEN SEEDS

In addition to our full line of Farm Seeds we have a complete assortment of Flower and Vegetable Seeds, for which we issue special Order Blanks, etc. As this class of Seed must be shipped earlier than the Field Seeds the two lines must be kept entirely separate. All orders for Farm Seeds must be taken on Farm Seed Order Blanks. All orders for Garden Seeds must be taken on Garden Seed Order Blanks—Mixed orders for Farm and Garden Seeds taken on the same blank will not be accepted.

Owing to present Custom Regulations we cannot sell Garden Seeds in Canada.


The following photographic views show how the onion seed is harvested, cured, cleaned, etc.



Tompkins Co., N. Y. "The enclosed photograph (of my own field) was taken last year, they were grown from your seed and went 5 bu. to the square rod or 800 bu. to the acre."
O. H. Hendrickson.

View No. 1. This shows how the onion seed-tops are gathered and spread on large sheets of canvass to dry before they can be threshcd.


Steuben Co., Ind. "One man who raised onions from your seed, was the first to put them in storage and today his are the most solid and the best keepers in storage."
J. W. Morrison.



View No. 2. Shows a special threshing outfit which threshes and cleans the seed at the same time.



View No. 3. Here the seed is "water sunk" and all light or imperfectly filled seed is floated off. This method of grading insures the highest standard of germination in our seed as the light seed of low vitality floats and is taken out.



View No. 4. All the seed that sinks is quickly removed from the vats and spread to dry before the moisture penetrates the seed.

DANISH GROWN CABBAGE SEED

HOW OUR SELECT STRAIN IS GROWN

The following views show how our Danish Cabbage is grown from the starting of the plants under glass until these plants have produced the seed. This requires two years and the pictures which are made from actual photographs taken in Denmark at different periods throughout the two years, will give a good idea how the seed is produced. We wish to show, as clearly as possible, the extreme care exercised to produce the exceptionally fine strain of imported seed which we supply to our customers. This cabbage seed is producing enormous crops of the highest quality.



VIEW No. 1—Our selected stock seed sown under glass.

Success in Growing Cabbage Depends primarily upon the quality of the seed used. Only the very best Cabbage Seed will produce a profit-making crop. Unless the heads form properly and the type is satisfactory to Cabbage buyers, they will not buy the crop. With these conditions in mind we have made numberless tests of Danish Cabbage Seed grown by practically all the large Seed Growers in Denmark, France, Holland and America. These tests, extending over a long series of years, have shown without a doubt that Danish grown seed is superior to all others. We have produced a strain which we believe surpasses any other in **UNIFORM SIZE AND SOLIDITY OF HEADS.**

VIEW No. 2. Transplanting the young Cabbage plants, by hand, from the frames into the field.

Our stock seed is kept carefully bred up by selecting and staking only the most perfect heads. In this way we have secured a **PERFECT TYPE.**

Seed grown in Denmark costs more than seed grown in either France, Holland or America. We offer **Genuine Imported Danish Seed**—as we want our customers to have the very best.

From our own tests and from testimonials received from our customers and representatives in all sections, we can honestly say, that we believe we have the best strain of Danish Cabbage Seed ever produced.



VIEW No. 3. The Cabbage fully matured. The heads are ready to be cut and stripped, after which the stripped heads are again inspected before finally accepted as perfect seed plants.

C. E. Ackerman writes us as follows:
"Henry Blood bought one pound of our Danish Ball Head Cabbage Seed, set three acres of Cabbage therefrom, from which he sold \$300.00 worth of Cabbage, besides selling \$11.75 worth of plants and had a lot of plants left.
Mr. King, one of the largest Cabbage buyers in the state of Wisconsin came here this Fall and went up to Mr. Dukesberry and bought his crop of Danish Ball Head Cabbage grown from our seed. He said that was the kind of Cabbage he wanted to buy and asked who else was growing Cabbage from the same kind of seed. Mr. Dukesberry told him the man who sold the seed lived right there. He came down to see me and got the names of the parties and went around and bought over three thousand tons of Cabbage grown from our seed, passing by Cabbage grown from other seed as not being what he wanted. Signed, C. E. ACKERMAN, Niagara Co., N. Y."

VIEW No. 4. Farm hands busy cutting and stripping the heads; on the left is seen heads already cut and stripped and waiting to be given a last close inspection, after which the absolutely perfect heads are laid aside in rows.

(The first selection is done before the plants are cut, in this way those plants showing the least irregularity in type have their stems broken and the laborers know that these are rejected ones and not to be cut and stripped.)

The cabbage seed I bought of you last spring turned out even better than I anticipated. In spite of the drouth last summer my cabbage yielded 20 tons per acre. The dealers thought the quality fine and others remarked it was the best Danish they had seen this year. Thanking you for sending me such good seed.
J. B. HANNAN
 Fairport, N. Y.




VIEW No. 5. The stripped heads (those found absolutely perfect after having been given the final selection, and to be used for seed plants) being carted away to the field that has been prepared and in which they are to be planted.



VIEW No. 6. The perfect heads being planted; those finally selected for seed plants. The heads are planted in trenches, in which holes are dug by hand.



VIEW No. 7. The fields after the planting of the heads for seed has been completed. The heads will later on—before frost sets in—be covered with the soil flanking the trenches and same stamped solid around each head, and finally covered altogether. In case of severe winter, they are further protected with a cover of sea weed.



VIEW No. 8. The seed plants (the planted heads in full bloom). (The flowering season is the most critical period; a most promising crop can fail altogether from attacks by insects, which are just as liable to eat the flowers as the seed pods, when those later on are formed.)

Tests made by experts show that only a comparatively small part of the cabbage seed sold is pedigree seed—seed bred up for many years from selected heads to produce a maximum tonnage or yield.

Every man that is going to set out a field of cabbage wants a big crop—a crop of just as big and solid heads as is possible to get—every head solid.

He wants the largest number of tons per acre that he can get.

There is no way to get this kind of a crop except by using thoroughbred seed—seed that has been raised for years from only large and solid heads, where every small and loose head has been taken out, and only the large and solid heads used to raise seed.

SPEEDWELL

A New,
Medium-Early
Seedling Potato

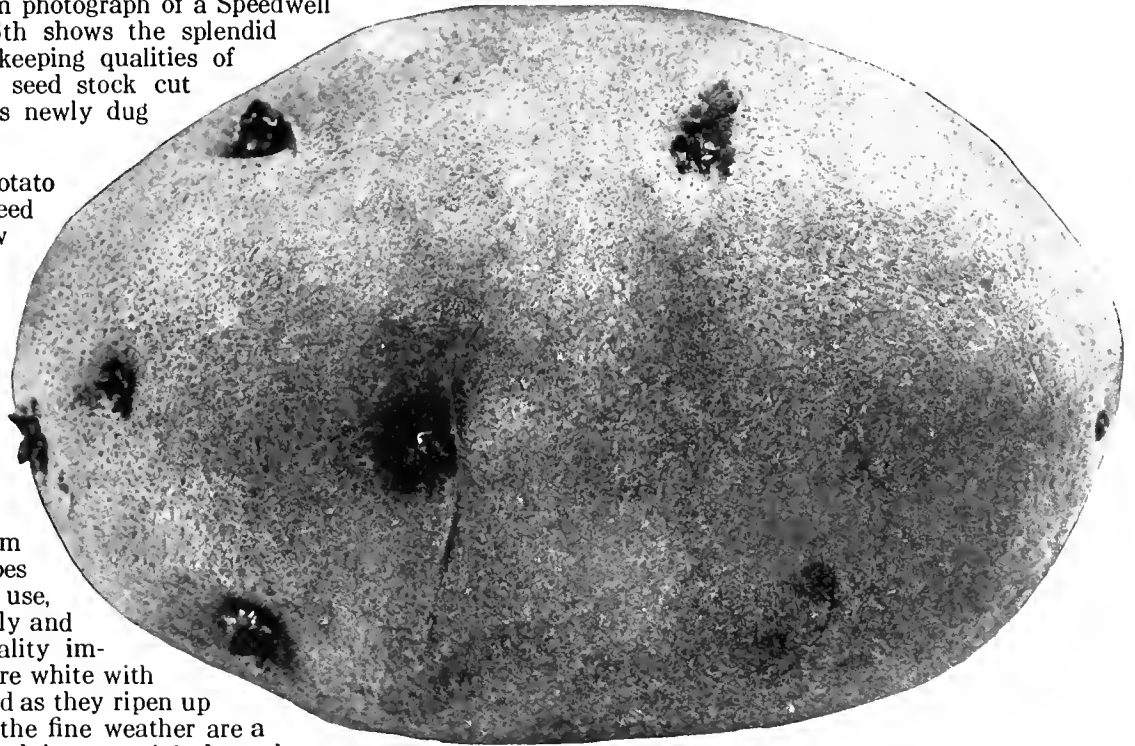
This cut made from photograph of a Speedwell potato on May 15th shows the splendid shape and good keeping qualities of this variety. Our seed stock cut firm and brittle as newly dug potatoes.

The Speedwell potato originated from a seed ball; is full of new life and vigor and is sure to give a good account of itself for many years to come. The earliness and splendid yield suggested the name "Speedwell."

90 Days from planting the potatoes are ready for table use, cook dry and mealy and of very finest quality imaginable. Tubers are white with well netted skin, and as they ripen up thoroughly during the fine weather are a splendid keeper and in our trials have been entirely free from signs of rot or disease of any sort.

Every Grower should plant at least a part of his acreage to the Speedwell to supply the home table before the later sorts are ready and any surplus can be sold in local markets at a good price. Under favorable field culture the Speedwell has yielded better than

300 bushels per acre




and nearly all potatoes were of marketable size. We consider the Speedwell a much surer and larger yielder than many of the extra early sorts.

Cortland Co., N. Y., Jan. 10, 1918,

In 1917 I ordered 10 lbs. of your potatoes and they did more than good. I grew 370 lbs. from the 10 lbs. of seed. I am well pleased with the seed, and I will recommend your seed to my neighbors.

(Signed) C. E. Carpenter.



A MONEY MAKING CROP

Spencer Potato

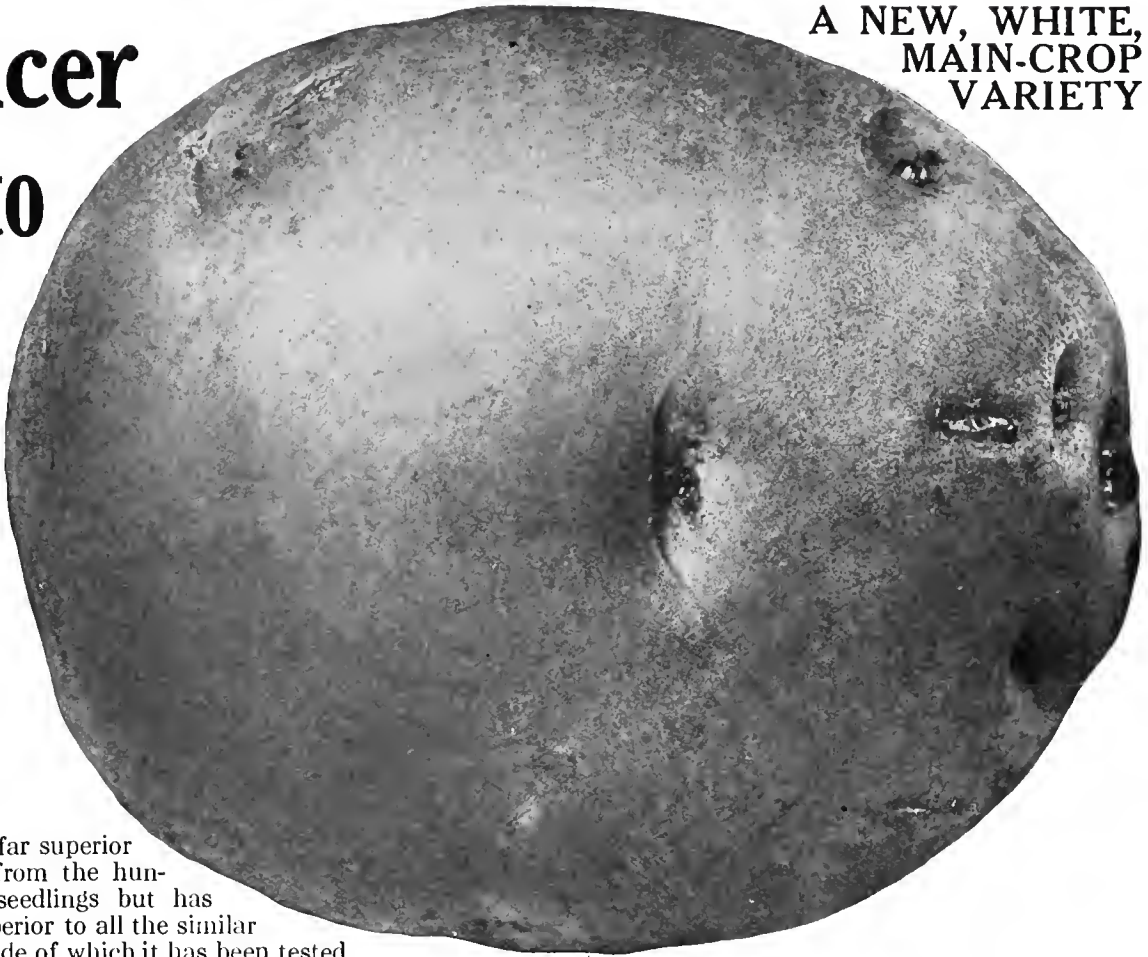
A NEW, WHITE,
MAIN-CROP
VARIETY

An entirely new,
white skinned,
main-crop
variety obtained
from a seed-ball

This one seedling
was remarkable
from the start
for its

**GREAT
VIGOR,
LARGE
YIELD
and
UNIFORM
SHAPE.**

It was not only far superior
to and distinct from the hun-
dreds of other seedlings but has
proven itself superior to all the similar
varieties by the side of which it has been tested.



DESCRIPTION: The shape and general characteristics are well shown by the above cut which was made direct from a photograph.

EATING QUALITIES: It Cooks White, Dry and Mealy and has an exceptionally fine flavor.



Mr. McHendrix received his 30 pounds of seed potatoes and said they are the best potatoes he ever saw.

R. W. Harvard, Floyd Co., Ia.

I got seed potatoes from you over 15 years ago and they yielded 400 bushels per acre. What is your best main crop potato now?

T. G. Tasker, Linn Co., Ia.

Can you still furnish potatoes in 30 pound lots? A large number of my customers are expressing regret that they did not order more.

Smith Beardsley, St. Lawrence Co., N.Y.

Sixteen years ago I bought some White Giant Potatoes of you. They have always been my choice. Please quote me prices and also send description of varieties you recommend now.

G. G. Hargert, Christian, Co., Ill.

The year 1916 was very disastrous to the potato crop. Many fields in this vicinity were total failures and left undug. We do not believe the average yield in this County exceeded 35 or 40 bushels per acre and yet the "SPENCER POTATO" with only ordinary farm culture yielded over 200 bushels per acre of splendid stock, outyielding all the ordinary varieties, several times over and were the wonder of the neighborhood in which they were grown.

THE BANKER

A New White, Round, Main Crop Potato, Skin White, Eyes nearly flush with the surface, Eating Qualities the Best, just the shape the shippers want and for which they will pay the highest market price.



Photograph of an eight acre field of "Banker Potatoes" which yielded

375 bushels per Acre


of choice, smooth potatoes with only ordinary farm culture.

The above crop was grown about 6 miles east of this city on what is known as the "Mulliner Farm" which farm was formerly owned by an uncle of the writer of this circular. It is only an ordinary farm and the potatoes received only the ordinary farm cultivation practiced in that neighborhood

The average yield of potatoes in that vicinity was less than 125 bushels per acre. The difference in favor of the "Banker" being 250 bushels per acre, an increase of 200% over ordinary varieties.

The scarcity and high prices prevailing for farm labor call for larger yields and less acreage.

There is little or no money in a crop of potatoes yielding 125 bushels per acre, but there is **big money** in a crop of potatoes yielding **375 bushels per acre.**



"I asked a man this morning "How are your potatoes?" He answered "Those I bought from you were O. K. but what I planted from my own stock are no good. Next season all of my seed potatoes will be bought. It certainly pays to buy good fresh seed."

ERNEST GSCHNEIR,
Bremen, Ohio.

Buy a sack or two of "Banker Potatoes" this year and have enough seed for your entire planting next year.



ROXBURY POTATO

A New Main Crop, Round, White Variety



This Splendid New Variety

was propagated from a seed ball and is the choice of many seedlings so obtained. It represents the result of years of labor. The first year from the seed ball its superior merits were very marked and have continued with increasing force each year until it has developed into one of the heaviest yielding, most uniform shaped, solid fleshed variety of its type. Eyes are practically flush with the surface.

“Round and Hard as a Rock”

was the expression used by so many growers who have seen them, that the name ROXBURY naturally suggested itself.

Its remarkably solid flesh makes it a very fine keeper

We have had ROXBURY Potatoes come out of our cellars in April, almost as firm and solid as the day they were dug.

Farm help is scarce, and wages are high so it is necessary that you increase your yields if you are to make money. It is not good business for you to continue to raise varieties which will give you only fair yields, when you can plant the ROXBURY and be sure of big yields. THE TOP BUSHELS ARE PROFIT TO YOU.

The Roxbury is the variety you want

as it is such a good keeper. You can sell either in the Fall or store your crop as you wish.

The Roxbury has yielded over

400 BUSHELS PER ACRE

with us under ordinary field culture.

THE FOLLOWING YIELDS OF ROXBURY POTATOES OBTAINED BY OUR CUSTOMERS	
Harry J. Shikley, Wyoming Co., Pa.	540 lbs. from 5 lbs.
Loren Stanger, Parry Sound District, Ont.	718 " " 10 "
Howard Page, St. Lawrence Co., N. Y.	540 " " 10 "
Clayton Baslow, Addison Co., Vt.	360 " " 5 "
Fred Schellenberger, Lancaster Co., Pa.	574 " " 10 "
A. J. Clanson, Mitchell Co., Ia.	497 " " 10 "
Bern Snyder, Jefferson Co., N. Y.	483 " " 10 "
Jas. I. Essick, Chester Co., Pa.	510 " " 10 "
W. G. Davis, Cumberland Co., N. S.	290 " " 3 "
Balent Hazos, Wyoming Co., Pa.	718 " " 10 "
Jay F. Smith, Livingston Co., N. Y.	396 lbs. from 10 lbs.
A. G. Parry, Wellington Co., Ont.	374 " " 10 "
Roman Muscat, Chippewa Co., Wisc.	372½" " 10 "
Geo. J. Quick, Grant Co., Wisc.	176 " " 5 "
D. S. Willoughby, Herkimer Co., N. Y.	347 " " 10 "
Raymond Hall, Essex Co., N. Y.	408 " " 10 "
Wm. Bowerman, Parry Sound District, Ont.	225 " " 5 "
Frank Buchan, Prescott Co., Ont.	230 " " 5 "
Fred L. Scott, Whiteside Co., Ill.	800 " " 15 "
J. N. Mills, Barron Co., Wis.	180 " " 5 "

The Hustler Potato



A New, White Main-Crop Potato, produced from a seed ball, the choice out of hundreds.

DESCRIPTION.—Foliage grows a dark green and very rank. Eyes few and nearly flush with the surface, as shown by the above photograph, which was made direct from nature.

They withstand severe droughts to a remarkable extent, having yielded over

400 Bushels per Acre

under ordinary field culture, when there was over five weeks of very dry weather.

Eating quality first class, cooking dry, white and mealy. They keep in good condition until new potatoes come the following year. On account of their superior eating qualities they are very desirable for either home use or market.

A small quantity of this remarkable new seedling potato will in two seasons produce enough for your entire planting.

The Hustler is a Proven Money Maker

INVEST A FEW DOLLARS in Hustler Potatoes. It costs you as much to produce a small crop as it does a large crop. The only difference is in the cost of the seed.



The Hustler Potato



You Cannot Afford to Grow Poor Crops

The Government report shows that the average yield of potatoes in this country for the past 10 years to be only about 100 bushels per acre. With an average yield of 100 bushels per acre and the possibility of growing

400 Bushels per Acre,

it is easy to decide what it is for your interest to do.

I will drop you a few lines to see what you will ask me for the Hustler Seed potatoes. What would you charge me for 5 bushels? I don't care if they are small just so that they are thoroughbred Hustler potatoes. I purchased 3 lbs. of Hustler potatoes and they are a fine variety.

Adams County, Pa.

Joseph O. Crushong.

Linn County, Ia.

I bought seeds from one of your agents and the potatoes that I bought from him produced 400 bushels per acre and my ground would not compare with the soil in North Dakota.

T. G. Tasker.

The 3 pounds of Hustler Potatoes I bought, yielded me one bushel of as fine potatoes as I care to raise.

J. D. Brown, Champaign County, Illinois.

Our Customers Have Obtained the Following Yields From Hustler Potatoes:


B. N. Pratt, Wyoming Co., Co., Pa., . . .	727 lbs from 10 lbs.
Geo. S. Layton, Fulton Co., Pa., . . .	355 " " 10 "
Cornelia Jaynes, Otsego Co., N. Y., . . .	350 " " 10 "
S. J. Nelson, Fillmore Co., Minn., . . .	507 " " 15 "
Fred Carr, Wyoming Co., Pa., . . .	438 " " 3 "
Chas. Rose, Mecosta Co., Mich., . . .	416 " " 5 "
E. Barbour, Wellington Co., Ont., . . .	150 " " 3 "
Herbert C. Anderson, Fillmore Co., Wisc., . . .	124 " " 3 "
A. M. Kadwell, Lake Co., Mich., . . .	100 " " 3 "
Jale A. Anderson, Trempealeau Co., Wisc., . . .	90 " " 3 "
Dora M. Johnson, Rock Island Co., Ill., . . .	89 " " 3 "
Jno. Markey, Buffalo Co., Wisc., . . .	85 " " 3 "
Henry Morden, Wellington Co., Ont., . . .	70 " " 3 "
P. A. Lab, Shiawassee Co., Mich., . . .	63 " " 3 "
A. W. Taylor, Wyoming Co., N. Y., . . .	77 " " 3 "

Albert Pfeffer grew seven bushels of Early Buckeye potatoes from 10 lbs. of seed. Signed, Geo. F. Fry, Ottawa Co., O.

The Early Buckeye

Formerly "Seedling No. 66"

A New, Extra Early Pink Potato



From the ten pounds of Early Buckeye, I grew five hundred pounds.

Signed, John Hall, Montcalm Co., Mich.

History and Description

Originated in the State of Ohio, known as the Buckeye State, from a seed ball of the Early Ohio. Was first sold by us under our trial grounds name of "Seedling 66." In the Prize Competition amongst our customers for a name, the one selected was the EARLY BUCKEYE. The name being suggested by Wm. Campbell of Venango Co., Pa.

Vines are stocky and thrifty; the tubers are slightly longer than the Ohio type; the skin is a light pink, flecked with slight risings like the Ohio. When peeled and cooked these potatoes are as white as snow and are first quality. Eyes almost entirely flush with surface.

Big Profits in Early Potatoes

If there is a good local market for early potatoes, then the thing to do is to plant the best yielding and very earliest potato, and you can be sure that the

Early Buckeye will give an ENORMOUS YIELD and be FIRST IN MARKET

and the ground will be cleared in time for a second crop of something else the same season. We have realized

Over \$200.00 per Acre

on early potatoes side by side with other growers who did not get \$60. A week's difference in maturing and a smaller yield tell the story of the \$60 crop.

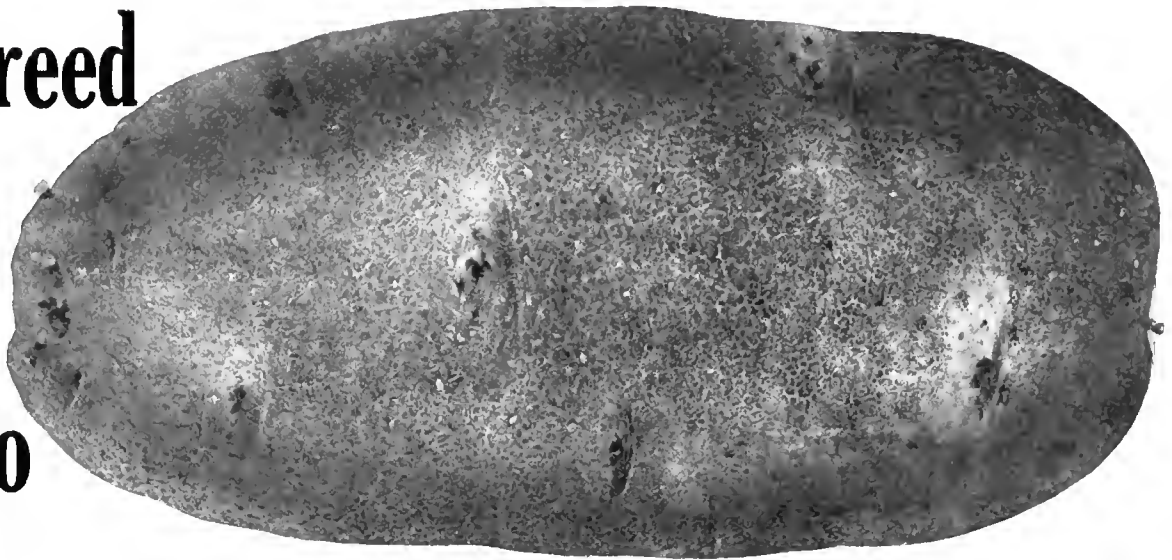
Not what WE THINK Early Buckeye will yield, but what IT HAS YIELDED for our customers.

These yields are reported in letters on file in our offices and in many cases are sworn to before a Justice or Notary, and every report is to the best of our knowledge and belief absolutely true.

These yields were grown from 3 pounds of seed:

GEO. STILWELL, Mower County, Minn.	417½ lbs.
C. E. GRAY, Delaware Co., N. Y.	307 "
M. P. MCGREW, Decatur Co., Ia.	230 "
E. M. REYNOLDS, Pierce Co., Wis.	228 "
ALBERT GROLLER, Dodge Co., Wis.	210 "
WM. STEEDSMAN, Oxford Co., Ont.	200 "
JOSIAH W. BELKNAP, Wayne Co., Pa.	198 "
L. A. AMANN, Lake Co., Ill.	179¼ "
W. H. NORTHCOTE, Mercer Co., Pa.	170 "
JESSIE FLOCK, Adams Co., Ills.	142 "
BERRY FALEY, Clay Co., Mo.	120 "
HENRY SCHNEIDER, Jo Daviess Co., Ill.	112 "
O. F. NICHOLS, Clinton Co., N. Y.	107 "
MRS. H. H. STERLING, Millelacs Co., Minn.	105 "
GEO. HAWES, Middlesex Co., Ont.	104 "
N. P. HARRIS, Cerro Gordo Co., Iowa	97 "
MR. E. E. LARIMORE of Madison Co., Ind., grew 600 lbs. from 10 lbs of seed.	

Pedigreed Early Rose Potato



The Early Rose has long been a great favorite variety for the home garden on account of its earliness and yield as well as excellent cooking qualities.


Potatoes are oblong in shape, good size, light red in color but cook pure white. On account of their shape they are unsurpassed for baking.

GIVE LARGE YIELD

Our strain of Early Rose is grown from specially selected seed stock which insures vitality, vigorous growth and a splendid yield.

VALUE OF SELECTED SEED

Potato growers are beginning to realize as never before, the urgent need of using only the best selected potatoes for planting purposes. Good seed will show an increased yield of from 25 to 75 bushels per acre so that no person can afford to plant anything but the best.



POTATOES GROWN FROM OUR SELECTED SEED

PEDIGREED IRISH COBBLER POTATO

An Early Nation-wide Favorite

THE Irish Cobbler is probably the best known early potato in cultivation. Tubers are round, skin creamy white and of excellent quality. Vines are vigorous and of upright habit of growth so that hills may be planted close together, producing an abundance of good sized potatoes almost all of which are of marketable size.

80 to 90 Days

In 80 to 90 days potatoes are ready to eat and before the crop fully matures are good quality and will cook dry and mealy.

RECORD YIELD FOR 1920

was made by the Irish Cobbler potato. Prizes of \$1,000, \$500 and \$250 were offered for the largest yield from five acres of potatoes. The first prize was won by Mr. Alexander McPherson, of Aroostook County, Maine. Mr. McPherson planted Irish Cobbler potatoes on May 13th and dug Sept. 20th, 2,672 bushels from the five acres or an average of

534.4 bushels per Acre

While this yield was obtained by the best known means of cultivation and fertilizing, it serves as a good illustration of the possibilities in growing potatoes for profit. Not the least important factor in securing the large yield, was the careful selection of the seed planted.

The seed we offer of the Irish Cobbler is carefully grown from selected stock and is sure to give our customers satisfactory results.



INSPECTING SEED STOCKS

O. A. C. No. 72 or IMPROVED SIBERIAN OAT

AN IMMENSE YIELDING and Splendid Quality, White Branching Oat

So far as we know we are the first seed firm to offer this valuable new oat to the farmers of the United States.



HISTORY The O. A. C. No. 72 oats were originated at the Ontario Agricultural College of Canada,—hence the name O. A. C.—In 1903 about ten thousand grains were planted equal distances apart in a large nursery plot. When the grain was ripe these plants were carefully examined and those which possessed the most desirable qualities were harvested separately. These selected plants were later given a critical examination in the plant breeding laboratory and those possessing the largest amount and best quality of oats were kept for future work. The best grain from these selected plants were used the following season in a similar manner and the work continued. The outcome was that the stock O.A.C. No. 72 proved superior in all tests and has made a record to be proud of. The O. A. C. No. 72 has well formed, branching heads, stools freely, grain is white, of excellent quality, straw is bright and strong enough to support the heads up to the time of harvest without lodging. Matures in about 110 days.

A member of our firm personally inspected the O. A. C. No. 72 oats when growing along side of hundreds of test plots at the Ontario College and was simply carried away with the wonderful appearance of these oats. Our seed stock of these oats was also personally selected by one of our firm from the field which took first prize when growing and later a sheaf of oats and the the threshed grain from this crop took **FIRST PRIZE** at the Provincial Fair.

The sterling qualities of the O. A. C. No. 72 have been so thoroughly proven that we feel we cannot recommend same too highly and we confidently look for this oat to become the leader in the oat belt of this country.

BE A LEADER and get started with this oat this year; the world is full of followers who will buy your surplus crop at a profit to you. No matter if you sow 5 acres or 500 to oats each year, you want the variety that will give you the largest yield.

NOTICE THIS That while our government report shows that the average yield of oats in the U. S. for the past seven years has been 30 bushels per acre the O. A. C. No. 72 during this same period piled up a record of 94½ bus. per acre, taking the unfavorable years along with the favorable and that in 1912 they made a record of

121 bushels per acre

These figures are given in U. S. standard weights per bushel for the sake of comparison as the Canadian bushel is always figured at 34 lbs. As there are upwards of 35 million acres of oats grown in the U. S. every year, if the average yield can be increased even 10 bushels per acre by the use of better seed and better methods, it will mean millions of dollars in actual profits to our oat growers.



IMPERIAL OATS

A Most Extraordinary New Variety An Enormous Yielder of Highest Quality

THE IMPERIAL OAT is the result of careful selection for a number of years to secure the highest type of oats, followed by cross pollenizing to insure the greatest vitality.

For the "mother" oat we used a special strain of American Banner and these oats were fertilized with pollen taken from the very best strain of our Mammoth Cluster oats. This particular strain of Mammoth Cluster later produced a single head containing **302 grains** and another head which was cut green in order to preserve without threshing was found to have **194 spikes** and measured 16 inches in length. As nearly every spike contains two grains of oats it will be seen that had this head been allowed to mature it might have broken the record for productiveness.

Backed by the parentage as here given you cannot wonder that we are enthusiastic over the Imperial oat and we are sure that this oat will give a good account of itself wherever grown.

Description Heads are long, well balanced, branching. Grain is white, quite long, has thin hull and of finest quality for either feeding or milling; Straw is thick walled, medium in height, is not inclined to lodge even under unfavorable weather conditions and stools very freely.



The row at the left shows the Imperial Oats the second year. The first crop was from a single grain.

First in Yield First in Quality

was the record made by the Imperial Oats and they were the first choice out of scores of seedlings under trial at the same time.



(One-half Actual Size)

These heads were selected from the first seeding from the original mother plant. Most heads were 12 inches long and contained from 180 to over 200 grains, each.

IMPERIAL OATS

Big Crops are what show the profit. It costs just as much to plow and fit the land, whether the crop is large or small but the largest yield cannot be obtained where poor seed is used. Our advice to customers is to always keep up the quality of their seed, which can be done at a nominal cost by ordering small quantities of the newest and best and from this start grow a supply of seed. A single bushel of Imperial oats will produce an abundance of good seed for the average oat grower. Don't be satisfied with a yield of 30 to 40 bushels per acre when the possibility is within your reach to get

103 bushels per acre or more



There is no reason why you cannot grow just such fields of oats as shown in the above photograph as only ordinary farm methods were used and no extra fertilizer applied since a crop of potatoes were grown the year previous.

We feel that you can bank on the Imperial giving you record-breaking crops and enough increase in yield to pay many times over for any small amount you may invest in seed stock for a start.

WHAT OTHERS SAY WHO HAVE USED OUR SEEDS

Peterboro County, Ont., Canada.

"Your Imperial Oats won three prizes out of five in the Peterboro Field Crop Competition this year."

W. H. Merrill.

Jefferson Co., N. Y.

I consider your seeds the best of any I ever used.

Simcoe Co., Ont.

Your seeds I sold last year gave splendid satisfaction. All I heard from gave splendid yield.

York Co., N. B.

The seeds I sold last year for you are turning out big. F. C. Brown raised 103 bus. from 2 bus. of your seed oats.

Lincoln Co., Wis.

Enclosed is a money order for thirty-three dollars for oats I received. I raised 80 bus. per acre and I am satisfied with the bargain.

Orange County, Vermont.

"I have sold a large amount of your Oats in this section, and find they out-yield any other variety we have ever tried."

F. T. Avery.


Worcester Co., Mass.

For the last two years I have bought your seeds through agents and have found them the best seeds we ever planted. There has been no agent here this year. How can I get your seed?

Jno. Yakabaski, Wyoming Co., Pa.,	grew 487 lbs. from 10 lbs.
B. Helmich, Tucker Co., W. Va.,	" 416 " " 10 "
Jno. Elliott, Grey Co., Ont.	" 325 " " 16 "
L. W. Chisholm, Halton Co., Ont.,	" 1167 " " 64 "

Gardner's GRANARY FILLER Oat

A New, Extra Early
White Branch
Oat



Enormously
Productive

Granary Filler Oat is the result of careful cross-breeding carried on by our grain expert since 1906. During these years scores of different crosses have been produced but the "Granary Filler" has proved to be

One of the Best in points of Yield and Quality

PEDIGREE The Granary Filler Oat is a direct cross between Great Dane and Prince Royal, that is to say the pollen of the Great Dane was used to fertilize the grain of the Prince Royal, after the pollen of the latter had been entirely removed. No oat ever had a better parentage and we are sure that this new-blooded oat will give a good account of itself

Under All Conditions



The above photograph shows a section of our oat seedlings under trial. The pollen from different varieties has been interchanged to produce these cross-bred seedlings

Gardner's GRANARY FILLER Oat



111 $\frac{1}{3}$ Bushels per Acre

The above photograph gives a good idea of how "Granary Filler" looks when shocked. The sheaves were straight as a ribbon as the grain stood erect till harvested and gave

An Immense Yield

It was the record of this, the first field of these oats which suggested to us the name "Granary Filler."

The Grain is white, large, well filled, with thin hull and will prove of extraordinary feeding and milling value and will usually test from **38 to 40 Pounds per Bushel**

The first *single grain* of oats from which the GRANARY FILLER started made the tremendous record of

1763 Grains from One Oat

which shows the *splendid stooling qualities* of this variety. We have on file in our office a photograph of a stool which produced the 1763 grains. Our experience is that the varieties of oats which stool the heaviest are the largest yielders.

A Good Investment

for any up-to-date farmer is to get started at once with some of the Granary Filler Oats. He can sell his crops for several years at a good round price, for these oats will attract attention wherever they are grown.—A few shillings paid for seed of the Granary Filler now, will in one season produce an abundant supply of seed and you will

Get Full Benefit

of the years we have put in developing this wonderful new variety.

The following yields of Granary Filler Oats were obtained by our Customers :

Samuel Cook, Huron Co., Ont.	- -	2200 Lbs. from 32 Lbs.
Sidney Pratt, Wyoming Co., Pa.	-	1873 " " 32 "
Wilson Neth, Livingston Co., Ill.	-	9600 " " 222 "
H. W. Richardson, Halton Co., Ont.	-	1312 " " 32 "
J. C. Alton, Halton Co., Ont.	- -	1280 " " 32 "
Robert H. Gartle, Wentworth Co., Ont.	-	1920 " " 64 "

Frank Johnson, Peel Co., Ont.	- -	1193 Lbs. from 32 Lbs.
Stewart Coffey, Northumberland Co., Ont.	1190	" " 32 "
James Murray, Halton Co., Ont.	- -	2881 " " 80 "
Jno. Housmann, Door Co., Wis.	- -	1580 " " 16 "
Geo. Stochr, Erie Co., Pa.	- - -	1490 " " 32 "
D. H. Nutter, Greenbrier Co.,	- -	1200 " " 32 "



Gardner's Improved Mammoth Cluster

Oats Grown from Hand-Selected
PEDIGREED SEED

IN the Improved Mammoth Cluster Oat we introduce to the public a variety of exceptional merit. For some years past we have been improving the original strain of *Mammoth Cluster* oats by hand-selecting the largest and best heads at harvest time. From oats grown from this selection

One Head Gave 302 Grains

The seed we offer our customers this season has been bred up from this one mother head which was truly MAMMOTH.

With such heads it gives a fair idea of the tremendous possibilities of this splendid oat. It stools freely. Tested repeatedly under varying conditions, the IMPROVED MAMMOTH CLUSTER has thoroughly convinced us of its sterling merits, and we feel we cannot be too enthusiastic or say too much in favor of this valuable oat.

Letters from our customers as quoted on the following page, show that the *Mammoth Cluster Oats* has yielded 100 bushels per acre and our customers grew

107 Bushels

from 2 bushels of this variety.

THE GRAIN is very large, plump, and has a thin hull. It tests from 35 to 40 pounds per measured bushel. Unsurpassed for feeding or milling. Heads compact, cluster type.

THE STRAW is stiff and thick walled—making it free from lodging and is not subject to blight or rust.

An Enormous Yielder



Remarkable yields reported by our customers who have grown our Mammoth Cluster Oats

MARSHALL CO., W. VA.

Arthur Chambers grew the biggest crop of oats from the Mammoth Cluster that ever grew in this section. More than double other farmers crops from old varieties.

J. J. MAY.

BECKER CO., MINN.

I wish to state to you that the Mammoth Cluster oats which Sarah Gammel bought of you yielded an immense crop. I saw heads fully sixteen inches long.

Signed, WM. GAMMEL.

WASHINGTON CO., VT.

Last Spring I bought 4 bushels of Mammoth Cluster oats from you and am more than pleased with them. They are the finest two acres of oats that I ever saw.

L. A. NEWCOMB, M. D.

POTTER CO., PA.

Your Mammoth Cluster oats gave the best of satisfaction. The farmers here praise them very highly.

WM. A. HARRIS.

SCHOHARIE CO., N. Y.

Wm. Terreil bought one bushel of Mammoth Cluster last year and he wished that he had bought ten bushels, for he said he never saw such oats before, and that they were more than as good again as his old oats.

E. L. BROWN

CHEYENNE CO., NEBR.


I saw Mr. Baker last night and he informed me that he threshed 21 bushels of Mammoth Cluster oats from the 10 lbs. of seed bought of you last spring.

LEWIS E. DAVIS.

SULLIVAN CO., N. H.

I have one customer who threshed 100 bushels of Mammoth Cluster oats from one acre of ground, and another who got 50 bushels from less than half an acre. Another customer who sowed Mammoth Cluster oats on the same day, on the same soil and with the same treatment as his old seed which he said could not be beat, got 2 bushels of our Mammoth Cluster oats to 1 bushels from his old seed.

F. A. DEAN.



ASHLAND CO., WIS.

I have raised the Mammoth Cluster oats and find them the best yielder I have ever raised. Stood up good. No rust and stand the drouth.

G. W. SMITH.

CHENANGO CO., N. Y.

Mr. Herman Cleveland raised 220 bushels of Mammoth Cluster oats on 2 acres of ground. That is going some.

M. D. BELDIN.

MONTGOMERY CO., N. Y.

The Mammoth Cluster oats are doing well. One man brought a head that had 161 kernels on it.

EMERSON J. WALTS.

HALTON CO., ONT.

I hereby certify that I grew 553 pounds of Mammoth Cluster oats from 5 pounds of seed.

ROBERT SPROWL.

DELAWARE CO., N. Y.

I grew 175 pounds Mammoth Cluster oats from the 5 pounds I bought of you.

C. E. GRAY.

CLARE CO., MICH.

Charles McDonald raised 40 bu. of Mammoth Cluster oats from 16 pounds of seed.

NORMAN LOCKWOOD

CALEDONIA CO., VT.

Allen Bartlett raised 107 bu. from 2 bu. of Mammoth Cluster oats.

H. A. BRYANT

Royal Banner Oat

A New Cross-Bred, White Branch Oat of finest quality and an enormous yielder.

This splendid new oat is the result of a direct cross between Prince Royal Oats and a selected strain of American Banner, hence the name ROYAL BANNER. On both sides, the parent stock of the new ROYAL BANNER Oats, were in their time considered exceptionally good in quality and large yielders. To be sure of pure stock it is necessary to grow each grain separately where cross pollenizing has been done and the ROYAL BANNER represents 6 years of careful watching and developing, since we made the cross which resulted in this new oat, and our stock of these oats is all from one single grain of oats as a beginning.



38 DAYS AFTER SOWING

this photograph of our 36 acre field of ROYAL BANNER OAT was taken. Note the remarkable strong, thrifty growth of these oats, completely covering the ground. A single stool selected in the center of the field where the writer stood contained 16 stalks. This strong stooling quality is the necessary foundation for a BIG YIELD.



78 DAYS AFTER SOWING

Just a few days before cutting, this photograph was taken. The straw stood perfectly erect and while the growth was enormous there was not a lodged spot in the entire field. The heads were long, well balanced and as the wind made the crop wave it would surely make you think it was an **OCEAN OF OATS**.

This is the kind of crop to grow for large profits.

ROYAL BANNER OAT



Harvesting An Immense Crop

This section of the field is where oats followed potatoes in crop rotation and only 200 lbs. of commercial fertilizer of low grade was applied in sowing to oats. Just as fast as one sheaf was kicked from the binder the next sheaf was ready to bind, in fact, the sheaves followed each other so rapidly that many were tangled together.

The crop was grown on a corner field with public highway on two sides and the quality of the crop was remarked upon by all who passed by.

“What kind of oats are those?”

“I want some of those oats for seed no matter what the price,”

is what we heard constantly from persons passing, who were interested in growing oats, and who stopped to make inquiry.

Threshing time convinced us of the true value of the ROYAL BANNER as a big yielder and high quality grain producer. They made a record yield of

123 BUSHEL PER ACRE

According to the U. S. Dept. of Agriculture report on the oats crop for 1916, the average yield was 30 bushels per acre and in the same report, one grower in Colorado, by irrigating grew 142 bushels per acre. With an average as low as 30 bushels per acre, thousands of crops were harvested which barely paid cost of fitting the ground.

BIG CROPS PAY

Fit your ground thoroughly and then sow some of our new ROYAL BANNER OATS, and your yield will be FAR ABOVE THE AVERAGE of your neighborhood. The extra bushels mean so much clear profit.

WHAT OTHERS SAY ABOUT SEED OATS WE HAVE SOLD THEM

Cattaraugus Co., N. Y. The weather was bad here for oats last year. My own oats yielded only 25 bushels per acre, but the oats I got from you yielded 58 bushels of good heavy oats. I took a bundle to the fair and got first premium.
ERNEST FRANK.

Welland Co., Ont. Talking from experience and not from hearsay. If the ground is in good condition, your O. A. C. No. 72 oats will yield from 75 to 125 bushels per acre. I plucked of one head and got 260 grains from it.
F. D. SMITH.

Crawford Co., Pa. The oats I got from you people are doing fine. I made a mistake in not getting more.
J. F. CONLEY.

Victoria Co., N. B. Harry Paulson threshed over 100 bushels per acre from the seed oats he got from you.
FRANK E. LEONARD.

Oswego Co., N. Y. The oats I got from you are the best I ever raised and will double the yield of any other oats in this section.
L. A. POTTER.

Swedish Select Barley

A BEARDED VARIETY--SIX ROWED



Wm. Dixon, Halton Co., Ont., grew 1152 lbs. of Swedish Select Barley from 48 lbs. of seed.

Our customers report this variety as by far the best yielding of any they have ever raised. Being a new variety, it has that vigor so necessary to

Withstand Unfavorable Weather Conditions

As the name implies, this Barley was imported direct by us from Sweden. The Swedish Select has been bred up from a single specimen, same having been cross-fertilized, giving new vigor and

GREAT YIELDING QUALITIES

The Heads are SIX-ROWED, long and well filled with grain of first quality. We have never seen any other variety that will give as heavy a stand from the same amount of seed used, as every kernel seems to shoot out so abundantly.

The farmer who grows 60 bushels of Barley per acre makes as much in one year as the farmer who raises 30 bushels per acre makes in three years.

According to the Government Report, just issued, the 10 year average for Barley is 24.8 bushels per acre.

You will make money by placing your order for some of this Barley now.

LIBERTY BARLEY

A New, Six-Rowed Bearded Variety

Ripens Early—First Quality—Enormous Yields

DESCRIPTION.—The grain is plump, heavy and bright; stools freely; ripens early. The straw is medium to long, stiff and stands up well. The heads are extra long and large. On small areas the Liberty has yielded

60 BUSHELS PER ACRE

The entire field of eleven acres shown in the picture below averaged better than 55 bushels per acre. Barley is one of the very best grain crops for making **PORK, BEEF** and **MILK** and should be grown extensively by all stockmen as it will help cut down feed bills. The crop is harvested early and land is in the best of conditions to follow with a crop of winter wheat.



This Field Yielded 55 Bushels per Acre

To the growing and improving of strains of Barley we have devoted much time and attention. It is one of the best as well as the hardiest of all cereals, being grown as far North as the Arctic Circle and as far South as the Torrid Zone. Barley can be grown successfully on almost any class of soil. In many sections double the former acreage of barley is being sown. Farmers realize more and more its great feeding value.

In the Liberty there has been produced:—**A Banner Variety for Yield.—A Kind Rich in Protein—A Marvel in the Barley World.**

Farmers who are now growing from 30 to 40 bushels per acre of barley with old varieties can just as well grow from 50 to 60 bushels per acre of our new Liberty.

Halton Co., Ont.

The 24 pounds of Liberty Barley yielded 1210 pounds, which is the best yielding barley I ever saw come through a threshing machine, in fact I never saw its equal in yield and quality.

THOS. ELLIOTT.

Ronald McDonald, Halton Co., Ont., reports a yield of 290 pounds from 5 pounds of our Liberty.

C. J. Benedict, Elgin Co., Ont., grew 816 lbs. from 24 lbs. of seed.

Albert Yerck, Renfrew Co., Ont., grew 300 lbs. of Liberty Barley from 5 lbs. of seed.

L. A. Wheeler, Orleans Co., Vt., grew 2880 lbs. from 96 lbs. of seed.

W. H. Sloane, Simcoe Co., Ont., grew 480 lbs. from 15 lbs. of seed.

Geo. Geyer, Saginaw Co., Mich., grew 696 lbs. from 24 lbs. of seed.

ABUNDANCE

A New Medium-Early Yellow Dent Corn



Description: Grain a bright yellow, and first quality; ears 10 to 12 inches long, filled to the tips with 18 to 24 rows of kernels; cobs small; stalks medium size.

The Abundance Corn has been thoroughly tried out and brought to the highest state of development by the most scientific system of corn breeding ever contrived. All sterile stalks or those which fail to develop ears have been removed before the blossom from the sterile stalks have had a chance to mature and cross with the fertile. Years of careful handling along these lines has brought the Abundance to the highest possible standard. It is a vigorous grower and

A Marvel for Resisting Drought

so that a good crop is practically assured in spite of scorching winds and dry weather.

Those who raise late dent varieties of corn and want a medium early variety for part of their crop so as not to have all their corn harvest on at one time, should not fail to try the Abundance.

The Abundance requires from 110 to 120 days to mature, and is adapted for growing in the central parts of Ohio, Indiana and Illinois and the southern parts of Iowa and Pennsylvania or places having a similar climate.


For localities where "hogging down" the corn is practiced, *Abundance* will prove a

BIG YIELDER

and hogs can be turned in earlier than on the average varieties used in the Corn Belt.

Genesee Giant Flint Corn

The Largest Variety of Flint Corn in Existence



The result of many years careful selection and breeding.
Ears grow from 10 to 15 inches long.

Dent varieties of corn yield heavier than the ordinary varieties of Flint Corn, and on that account most farmers prefer to raise dent instead of flint, but farmers who live in northern sections cannot grow dent varieties as the seasons are too short for them to ripen. The **GENESEE GIANT** will ripen even as far north as Maine and Vermont, and will yield almost as heavy as the ordinary varieties of dent corn.

STALKS grow to a good height, are well filled with leaves, and make splendid fodder. **THE EARS** grow a considerable longer than the dent varieties, thus gaining in length what they lose in size. **THE COLOR** is a handsome golden yellow just the color desired by millers, so it

Will Always Bring the Highest Market Price.

Eight quarts is ample seed for an acre of corn so the extra expense for the seed is but slight and it takes but a small increase in yield to repay. No farmer who grows flint corn can afford not to try this wonderful variety.

"Will it pay to plant your corn?" we hear someone say. Well, let's sit right down and figure it out and see. Mr. R. Sherwood of Sanilac Co., Mich., says, "Your corn gives two bushels to one of any other kind we can get." Would it pay you to double the yield of your corn? Let's see. One peck will plant an acre; a peck of ordinary corn is worth about 38c, while a peck of **GENESEE GIANT** will cost you \$. . .



An acre of ordinary corn will yield say 50 bu. shelled corn =	\$75 00
Cost of seed - - - - -	.38
Gross profit - - - - -	\$74.62
Double the yield of corn for one acre - - - - -	\$150.00
Cost of seed - - - - -	2.00
Gross profit - - - - -	\$148.00
Deducting value of ordinary crop - - - - -	74.62
Shows a net gain of - - - - -	\$73.38

on one acre, or \$733.80 on a ten acre field. Does that pay ?

"Oh, well," you say, "That's an exceptional case." Then take the case of P. A. Booth of Chittenden Co., Vt. He got 75 bushels of corn from 5 pounds of our seed and is selling it for \$1.00 per peck. He paid \$1.00 for the 5 pounds, which would make \$300.00 from the \$1.00 investment. "Exceptional case, again," you say. Granted, but the men who are planting our seed are getting just such exceptional yields right along. Wouldn't it pay you to join them?

Early Rochester

A NEW EXTRA EARLY DENT CORN



THE late Springs and consequent late planting of corn for two years in succession have given corn growers lots of trouble in the way of soft and poorly matured corn. We have continually been bending our efforts to get the earliest Dent corn possible and in the Early Rochester are fortunate in securing what has proved to be

The Earliest Dent Corn We Have Ever Planted

and one which will mature good sound grain in this latitude and has also proven equally as satisfactory as far north as the Dakotas, Minnesota, Wisconsin and other northern localities requiring the earliest Dent varieties.

Every Good Quality you could ask for is combined in the Early Rochester. Grain is long and a beautiful yellow. Ears are large for so early a corn, having 14 to 20 rows on each ear. Cob is exceedingly small and will surprise you in the amount of shelled corn from a bushel of ears.

The Early Rochester, for so early a variety, has proven to be **An Enormous Yields** We do not of course compare this sort with such large late corn as Mogul and Goldsmith, which are grown in the Southern corn belts of the country, where the growing seasons are longer. What we wish our customers to understand is that for localities requiring an extra early Dent corn the

**Early Rochester heads the list
of all Early Corn**

Early Rochester Corn



THE EARLY ROCHESTER ON OUR IRONDEQUOIT SEED FARMS

THOSE who have been using Dent Corn which in unfavorable seasons has not matured and have had their expected supply of feed cut off, will welcome this grand new sort. Under the unfavorable conditions of 1907 the Early Rochester matured good, sound corn, and was harvested before the usual time for Fall frosts. ☞ We have planted this variety entirely on our Irondequoit farms this season.

If you want
**The Best
 Extra Early
 Dent Corn
 ever produced**

to this day—try the
 Early Rochester

**Think of the Money
 You Can Make**

selling any surplus you may have for seed purposes. Your neighbors will all want seed and you can get almost any price you may name.

The Best Insurance Policy you can

place in your "tight box" for next year is to see to it that you have the copy of an order calling for some of the Early Rochester to be delivered next Spring.

It Will Pay You well to grow this variety for

feeding purposes in any Northern locality where seasons are uncertain and earliness is of such vast importance.—but—

The Cost of the Seed for an acre of corn is a

small item and no farmer can afford to take chances by planting seed if there is any question about getting a crop matured before early Fall frosts occur.

Lisbon, St. Lawrence Co., N. Y.

"I got a sample today of the Early Rochester Corn, from Mr. O. J. Speer to whom I sold eight bushels last year. It is the best ear corn I ever saw. He is taking in all his neighbors to see it." Alex. Graham.

"Enclosed find order for one bushel Early Rochester Corn, and hope you can supply me with as good seed as you did last year, and there will be no kick about the price." James M. Potts.

SUDAN GRASS

A Valuable Forage Plant of the Sorghum Family.

Sudan Grass was first brought to this country in 1909 by the U. S. Department of Agriculture from Sudan, Egypt and is now grown successfully over a large part of the country. Withstands extreme heat and drought to a remarkable degree, makes a very rapid growth and is especially valuable to cut as a forage crop when pastures fail during summer, or it may be cut and stored as hay. The stalks are quite sweet and cattle eat them greedily.



The photograph shown above was taken on our Irondequoit farm. Seed was sown June 5th and first cutting made Aug. 9th. Four tests from this first cutting showed an average of a little over 13¾ tons of green fodder per acre. The single plant shown in the picture is from second crop, Sept. 29, and shows 44 stalks all grown from a single seed.

Description.—Sudan Grass is an annual of quick growth, stools freely and produces stalks about the size of a lead pencil. Two or more cuttings can be made during a season. The first crop requires from 50 to 70 days and second cutting will be ready about 45 to 50 days later. This grass will do well on almost any soil but a rich loam will produce the largest crop. From **5 to 8 Tons** per acre of hay can be made varying according to number of cuttings during the season and fertility of the soil. Sudan Grass does not gather nitrogen from the air like the clovers.

Seeding.—The ground should be fitted as for corn and seeding should not be done till ground is warm. May 10th to June 1st for this locality. As a catch crop it may be sown as late as July 1st. Seeding can be done with grain drill or broadcast using 20 pounds per acre. If sown in drills 28 inches apart use 8 to 10 lbs. of seed per acre and cultivate once or twice. Where sown in drills the stalks grow a little coarser for first cutting. When sown in drills and given one cultivation after the first crop has been cut, our experience is that the second crop will start more quickly and make a faster growth than where sown broadcast. The stalks will grow from 5 to 9 feet high. Also in the cultivated rows each plant will tiller or stool in a remarkable manner, a single plant often giving **50 to 100 stalks**. Cutting can be done with mower and the crop handled the same as any hay. For hay it is best to cut as soon as the heads begin to show and before the stalks get woody. We advise all stock men to sow enough of the Sudan Grass to carry their cattle thru the dry weeks of late July and August.



BIG CROP ENSILAGE CORN



Farmers and dairymen are depending more and more on ensilage and fodder corn for feeding their stock. To meet the demand for a first class variety the BIG CROP has been bred up with the object of developing to the highest degree these qualities:

HEAVY TONNAGE OF STALKS CHOICE FEEDING PROPERTIES

DESCRIPTION—The BIG CROP is a Medium Early Yellow Dent variety. Has a leafy, juicy stalk, from 10 to 14 feet high and usually two to three ears on a stalk when corn is not sown too thickly. In this latitude the corn starts to glaze in about 90 days from time of planting.

GROW the BIG CROP and keep your stock in prime condition with fodder and ensilage from it

With the BIG CROP, we believe it will be nothing unusual to obtain a crop of

14 to 20 Tons Per Acre

Waterloo Co., Ont. "The BIG CROP corn is coming on fine."
Jacob B. Snider

Halton Co., Ont. "This is to certify that I have been growing all varieties of corn for 12 years for Silo purposes, and I will say that the BIG CROP is the best that I have grown yet for Ensilage purposes, both for stalk and ear. I don't think that there is any corn introduced yet to equal the BIG CROP for Ensilage."
James Murray.

Lewis Co., N. Y. "Your Big Crop Corn which I sold last winter is doing fine, and is ahead of any other corn so far. I shall be able to sell it against anything else this year."

M. G. Robson

Cayuga Co., N. Y. "The corn which you shipped came in good condition. My neighbors say the BIG CROP corn was the best they ever bought."

Fred H. Chapman

N. B. Stalks for ensilage or fodder should not be cut too green, as they do not contain as much food value as those that are more mature, and ensilage from them is apt to be acid and watery.

CHAMPION SPELTZ

—or EMMER—

Speltz or Emmer is an extremely hardy grain imported from Europe, where it is grown very extensively. On account of its ability to resist both cold and drought Spelts is found to be well adapted to the varied climatic conditions of this continent.



LARGE YIELDS

Are readily obtained from the Champion Speltz and fields that have been "run" and are not in condition to grow a crop of any other grain will produce a paying crop of Speltz.

Given the same soil conditions
Speltz has threshed

More Bushels Per Acre
than either Barley, Oats or Wheat

The grain weighs 40 pounds per bushel and is contained in a heavy hull affording ample protection against bad weather conditions in harvesting.

Champion Speltz is not susceptible to either rust or smut. The grain is very nutritious and both grain and straw are greatly relished by live stock.

How to Grow Sow early in the spring. Use two bushels of seed per acre, sow either with drill or broadcast. It will stand well on rich land and will give a good yield on thin land. Cut when the grain has passed the milky period. Thresh the grain same as any grain crop but not so close as to remove the outer hulls.

Orders for Champion Speltz should be given our local salesmen as early as possible.

PROLIFIC BUCKWHEAT

This variety of buckwheat is entirely distinct from other varieties. It remains in bloom longer and produces seed earlier. The seed is a rich dark brown color and considerably larger than Silver Hull.

PRODUCTIVENESS The Prolific Buckwheat will in many cases yield as high as **40 bushels Per Acre**

The grain is of splendid quality either for milling or feeding purposes.


For this latitude seeding should be done about July 1st. This is a splendid "catch crop" to sow where a spring planting has failed for any cause. There is no better crop for cleaning foul land. We have seen quack grass entirely subdued by sowing buckwheat two years in succession. Sown very thin it makes a splendid "nurse crop" to start Alfalfa seeding.

WE PAY ALL FREIGHT CHARGES AND FURNISH BAGS FREE.

BRABHAM COW PEAS

The photograph shown below was taken on our farm in Irondequoit, N. Y., in a young peach orchard. These were grown without any soil inoculation and the roots at the right of the picture show there was an abundance of nitrogen gathering bacteria although no cow peas were ever before grown on this field or in the neighborhood. Vines stood erect, three feet high as shown by yard stick; very rank and rich dark green.

The United States Department of Agriculture is our authority for the statement that there are *35,000 tons of atmospheric nitrogen over each acre of land*. Since nitrogen is the most expensive ingredient in commercial fertilizers, it must be realized how important it is for the farmers to grow crops which have the power to utilize and fix nitrogen from the air.



BRABHAM COW PEAS GROWING ON OUR SEED FARMS

In order to supply the demand for the best variety of Cow Peas we have taken particular pains to inquire as to the relative merits of many sorts and we feel satisfied that the Brabham stands far ahead of any other sort.

Given briefly the points of special merit are as follows:

**MOST PROLIFIC BEARER, PODS DO NOT BURST AFTER RIPENING, GREATEST PRODUCER,
LEAVES CAN HARDLY BE MADE TO SHED, EASY TO CUT FOR HAY,
HAS UPRIGHT RUNNERS, DO NOT CRAWL ON GROUND LIKE CLAY, UNKNOWN AND OTHERS.**

The Cow Pea, being a leguminous plant has the power to extract nitrogen from the atmosphere and store same up in both vine and root. When treated the same as the Soy Bean (see other side) the Cow Pea makes the best kind of hay or ensilage. Sown along with fodder corn the vines of the Cow Peas will cling to the stalks and are more easily harvested than when sown alone.

When sown alone use from 3 to 4 pecks per acre in drills 3 feet apart. If land is fairly clean one cultivation will insure a crop.

NOTE THIS The Seed of the Brabham Cow Peas being smaller, requires only three-fifths as much seed per acre as other varieties. While the cost per bushel of the Brabham Seed is somewhat higher than other sorts, considering the fact here stated and the extra quality of this sort, it will be found the cheapest and best variety.

The Proof of the
Excellence of the
BRABHAM Cow Peas
is summed up in
these Reports

Department of Agriculture. UNITED STATES
Bureau of Plant Industry. Forage Crop Investigation.
Washington, D. C.


"The Brabham Cow Pea is a cross between the Iron and the Whipoorwill varieties and has been found to inherit the Resistance to Wilt from the Iron Cow Pea. At Monetta, S. Carolina, the Brabham Pea was found to be perfectly resistant to wilt and to root knot and when grown alongside of the Iron, proved to be 15 to 20 percent better than its parent."
(Signed) W. J. MORSE, Scientific Assistant.

"In my opinion the Brabham Cow Pea is The Most Valuable Cow Pea in Existence."
(Signed) E. L. WORSHAM, State Entomologist of Georgia.

SOJA BEANS BLACK MAMMOTH and YELLOW MAMMOTH

The following photograph of Black Mammoth Soja Beans was taken on our farm in Irondequoit. Vines were 3½ to 4 feet high and gave a very rank growth. It was necessary to use bacteria culture to produce the results.

The Mammoth Yellow variety in growth, proved almost identical, and about the only difference in the two varieties is in the color of the seed, the former being black and the latter a pale yellow. Neither variety will mature seed in this latitude.



BLACK MAMMOTH SOJA BEANS GROWING ON OUR SEED FARMS

The Soy or Soja Bean leads all legumes for adding fertility to the soil, when the entire crop is plowed under. The plant being a legume has the power to take nitrogen from the air and it is stated on good authority that the actual value of the nitrogen alone which a crop of Soy Beans will gather on an acre is upwards of \$20.00.

VALUABLE FORAGE CROP

If fed dry the Beans themselves are as rich in protein as oil meal and the hay contains as great a percentage of protein as Alfalfa. When you consider the fact, that on good soil a crop of from 2½ to 4 tons of the very best quality of feed can be grown on an acre of land you will realize what an important part this valuable plant is sure to take with all thinking farmers.

DIRECTIONS We advise sowing in drills 30 inches apart and the seed dropped from 2 to 3 inches apart in the drill. This will require about 15 to 18 pounds of seed per acre. Keep the ground loose by cultivation till the crop begins to cover the ground and keep down weeds. On rich ground, where plants get proper inoculation from the soil the vines will grow about 4 to 6 feet tall. The plant is of upright habit of growth and is easy to harvest. Seeding should be done from May 20th to June 1st in this latitude or places of similar weather conditions. In Southern States seeding may be done as early as April 1st. When used for ensilage at least three times as much corn as beans should be used in filling the silo. This proportion makes an excellent combination.

FOR MAKING HAY


Begin cutting as soon as the dew is off. Let the plants lie in the swath till wilted thoroughly but not until the leaves become brittle. Allow the crop to stay in the windrow for a day or two if weather is favorable and then put up into small cocks to cure. Where a meadow has failed and an extra supply of hay is required there can be no better "catch crop" than the Soy Bean on account of its high feeding value and on account of being so highly relished by stock.

NOTICE.—In localities where Soja Beans have not been grown the seed should be inoculated. A circular will be enclosed with the seed telling the cost of pure dry culture. The U. S. Dept. of Agriculture will furnish free the necessary cultures on application.

Japanese Barnyard Millet

A most valuable hay or forage crop. Produces an enormous yield and can be grown to good advantage in practically all parts of the country. The photograph shown below was taken on our farm in Irondequoit. This crop stood from 5½ to 6 feet high with an abundance of soft leaves as shown in the single stool to the right of the picture.

Produced 5 Tons of Hay Per Acre



JAPANESE MILLET FROM PHOTOGRAPH

Professor Brooks of the Agricultural Experiment Station at Amherst, Mass., was the original introducer of the Japanese Millet into this country. He writes us as follows:

"We have had yields at a single cut of 5 tons of well cured hay per acre. It thrives best on retentive soils of fine texture with a fair proportion of vegetable matter, at least moderately acid and on such soils 12 pounds of seed to the acre is sufficient. In this state Millet is generally sown broadcast. If sown in drills for forage I think the ordinary grain drill distance will be suitable."

SEEDING TIME. We advise sowing just after corn planting time when the ground is warm. The land should be well fertilized to secure the greatest yields. If the ground is weedy the Japanese Millet can be sown in drills 2 feet apart, using 8 to 10 lbs. per acre, and by giving two or three light cultivations with a horse the Millet will then grow so rapidly as to kill out every sign of weeds and in this way put the field in fine shape for a hoe crop the following season.

12 to 18 Tons Green Forage

can be grown per acre and this feed is greatly relished by dairy cows. Japanese Millet will prove a valuable crop on any farm where there is live stock to feed and can be grown at but slight expense.



VEGETABLE SEEDS

HOW TO BUILD AND MANAGE HOT BEDS

For early vegetables, some provision for starting certain plants earlier than can be done in the open air is desirable; for this purpose nothing is better than a good hot-bed, and its construction is so simple and the expense so slight that every garden should have one. A hot-bed proper not only protects the plants from the cold but supplies *bottom heat*. By this term the gardener means that the soil is constantly kept several degrees warmer than the air above, that being the condition so far as heat is concerned, which is most favorable for rapid and vigorous growth, and gardeners usually secure it by making a compact pile of some fermenting material and covering it with the earth in which the plants are to grow

Heating Material The best heating material that is easily available is *fresh* horse manure, containing a liberal quantity of straw bedding. Such manure if thrown into a loose pile, will heat violently and unevenly and will soon become cold. What is wanted in the hot-bed is a steady and moderate but lasting heat. To secure this, the manure should be forked over, shaken apart, and if dry, watered and allowed to stand a few days and then be forked over again, piled and allowed to heat a second time, the object being to get the whole mass into a uniform degree of fermentation, and as soon as this is accomplished it is fit for use.

Sash Gardeners commonly use sash made especially for hot-beds and glazed with small lights cut from odds and ends and so furnished at very low rates. Such sash can usually be procured in any of our large cities, and costs much less than if made to order. For garden use, however, we much prefer a smaller sash that can be easily handled, and the use of larger and better glass. We would recommend that for home gardens, the sash be about two and one-half by four or five feet, and that the glass be not less than 10x14, laid with not more than one-quarter inch lap. In giving the order to one unaccustomed to the work, it would be well to state what they are to be used for, and that they need to be made like skylight sash.

The Frame This may be made of sound one-inch lumber, the back twelve to fourteen inches high, the front ten to twelve. It should be well fitted to the sash so as to leave as little opening as possible and yet allow the sash to be easily moved up and down, even when the frame is quite wet.

The Soil This should be *light, rich, friable*. Any considerable amount of clay in it is very objectionable. If possible, it should be unfrozen when put into the bed; for this reason it is much better to prepare it the fall before, and cover the pile with enough coarse manure or straw to keep out the frost.

Making the Bed This requires careful attention, as future success depends largely upon the manner in which this work is done. Having cleared away snow and ice, build a rectangular bed one foot larger each way than the frame to be used, carefully shaking out and spreading each forkful and repeatedly treading down the manure so as to *make the bed as uniform as possible in solidity, composition and moisture*. It is of the *utmost importance* that this shaking apart and evenly pressing down of the manure should be carefully and thoroughly done; unless it is, one portion will heat quicker than the others, and the soil will settle unevenly, making it impossible to raise good plants. The proper depth of the bed will vary with the climate, season and the kind of plants to be raised. A shallow bed will quickly give a high temperature which will soon subside; a deeper one, if well made, will heat more moderately, but continue much longer. For general purposes, a bed about two feet deep will be best.

The bed completed, the frame and sash may be put on and fresh manure carefully packed around the outside to the very top (if the weather is at all severe, this outside banking should be replenished as it settles). The bed should then be allowed to stand with the sash partially open for a day or two to allow the steam and rank heat to pass off. The earth should then be put on and carefully leveled. Care should be taken that the soil is dry and friable. If wet or frozen soil must be used, it should be placed in small piles until well dried out before spreading. The heat at first will be quite violent, frequently rising to 120 degrees; but it soon subsides, and *when it recedes* to 90 degrees the seed may be planted. The importance of using dry soil and allowing the first rank heat to pass off is very great. Every season thousands of hot-beds fail of good results from these causes, and seedsmen are blamed for failure resulting from overheat, or wet, soggy soil.

Management of the Bed The essentials for success are a steady, uniform degree of heat and moisture; keeping the soil at all times a few degrees warmer than the air, and the careful "hardening off" (by ex-

posure to the air and diminishing the supply of water of the plants before transplanting into the open air. Simple as these may seem to be, there are many difficulties in the way of securing them, prominent among which are overheating the air under a bright sun. Without experience one would scarcely believe how quickly the temperature inside of a well-built hot-bed will rise to 90 or 100 degrees upon a still, sunny day, even when the temperature outside is far below freezing, or how quickly the temperature will fall to that outside, if upon a windy, cloudy day the sash is left open ever so little. A rush of cold air driven over the plants is far more injurious than the same temperature when the air is still. Again, in cloudy weather, a bed will go several days without watering, but will dry up in an hour when open on a sunny day. The details of management, however, must be learned by experience, but may be easily acquired by one who gives the matter careful attention, keeping constantly in mind the essentials given above.

A Cold Frame is a simple construction of boards for wintering over young plants, Cabbage, Lettuce, Cauliflower, Broccoli, etc., and is also extremely useful to protect and harden off plants from the greenhouse or hot-bed before fully exposing them in the open air.

Select a dry, southern exposure, form a frame from four to six feet wide and as long as required. The back should be fourteen to eighteen inches high, and the front eight to twelve, with a cross-tie every three feet. The frame may be covered with sash or cloth. Seeds of the vegetables to be wintered sown in open border early in September, will be ready to plant in cold frames about the last of October. The soil should be well prepared and smoothly raked before planting. Admit air freely on pleasant days but keep close in severe weather.


These frames are particularly useful in the South, and may be covered more cheaply with cloth shades than by sash. The shades are made as follows: Make light but strong wooden frames to fit over the bed, and of a width to receive some common brand of cotton cloth. The cloth may be unbleached, and should be stretched over and securely tacked to the frames.

Transplanting In transplanting, the main points to be regarded are: care in taking up the plants so as to avoid injury to the roots, planting firmly so as to enable the plant to take a secure hold of the soil, reducing the top to prevent evaporation, and shading to prevent the hot sun from withering and blighting the leaves. In transplanting from a hot-bed harden the plants by letting them get quite dry a day or two before, but give an abundance of water a *few hours* before they are taken out. It is most apt to be successful if done just at evening, or immediately before or during the first part of a rain, about the worst time being just *after* rain, when the ground being wet it is impossible to sufficiently press it about the plant without its baking hard. If water is used at all it should be used freely, and the wet surface immediately covered with dry soil.

Watering The best time to water plants is between sunset and sunrise. Water may be given to the roots at any time, but should never be sprinkled over the leaves while they are exposed to bright sunshine. If watering a plant has been commenced, continue to supply it as it is needed, or more injury than good will result from what has been given. One copious watering is better than many scanty sprinklings. The ground should always be stirred with a hoe or rake as soon after watering as it can be done without making the soil muddy

Our Special Quality Stocks

of the following varieties cannot be excelled. These varieties are the choice of the standard sorts and used extensively by the most successful market gardeners and truck farmers.



MICHIGAN WHITE WAX BEAN

Michigan White Wax

This splendid variety is one of the earliest dwarf, snap beans, and may be briefly described as a white seeded Golden Wax but in several vital features it is distinctly superior to that excellent and exceedingly popular variety. The vine is a little larger, more robust and vigorous; foliage a little heavier. The handsome pods are produced in greater abundance and are very uniform in size and color which is very attractive light golden yellow; pods four and one half to five inches long, comparatively broad, meaty and of the same superior quality as our Golden Wax. Seed medium sized, oval, clear white. This last feature alone gives the variety a very decided advantage over all other early wax podded beans in that as snaps they cook without discoloring and thus are more attractive on the table, while as dry beans they are very handsome and quite as useful as any of the staple white beans. We believe canners have never been offered a bean so fully meeting their requirements as to earliness, color and splendid quality.

Stringless Kidney Wax

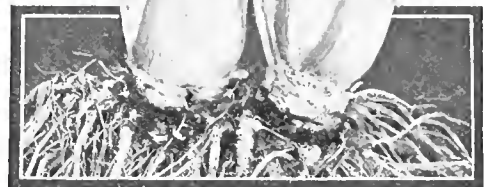
This variety is also known as New Kidney Wax. Plants of erect bushy habit, eighteen to twenty inches high, robust in growth and very prolific. Pods rich creamy white, six to seven inches long, somewhat flattened but very thick and fleshy; stringless and of excellent quality. Pods in general appearance are about half way between Wardwell's Kidney Wax and Round Pod Kidney Wax and combine the good qualities of both these varieties. Seed medium large, slightly flattened, white with dark marking about eye.

Bountiful

This excellent dwarf, green podded sort is similar in appearance to Early Yellow Kidney Six Weeks but is of much better quality. The vines are vigorous and productive. The pods are very long six to seven inches, straight, broad, flat, of handsome appearance and absolutely stringless for snaps. They are tender and brittle much longer than most sorts. The pods are longer, broader and have longer tips than those of Long Yellow Six Weeks. Seed medium sized, slender, light yellow with brownish circle about eye. Bountiful is a most desirable early sort for snaps for the home garden.



GOLDEN
SELF
BLANCHING
CELERY



Golden Self Blanching Celery


This variety is used almost entirely by the large growers in the famous Irondequoit, N. Y., celery growing section. For winter use planting is done about July 1st. As the money returns are large from a crop of good quality it is very important to use only the best grade of seed, that which will produce a crisp, high flavored stalk free from pith or strings. Our strain of French grown seed cannot be excelled. See description on page 56.

Columbia

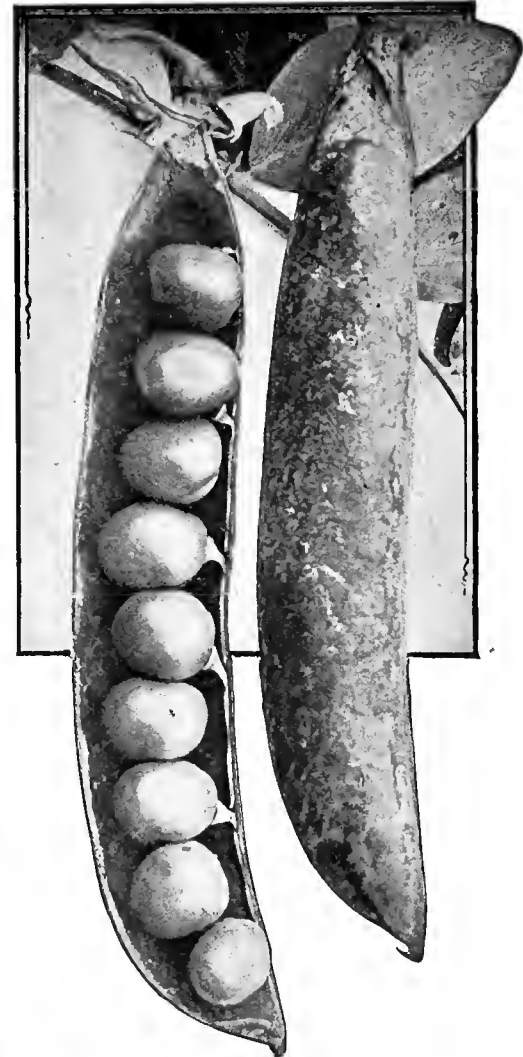
An early maturing sort of most excellent shape and quality for the home market and private garden. The plant is of medium height but very stocky and heavy. The stalks are thick, almost round, resembling in shape those of Giant Pascal. The color, however, has in it more of the rich yellow tint of Golden Yellow Self Blanching, which variety it resembles very much in appearance when trimmed and bunched for market. The outer foliage of the plant when growing is rather light green with tinge of yellow, becoming when blanched yellow with tinge of green. The heart when properly blanched changes from yellow with tinge of green to a light golden yellow. In season it follows in close succession Golden Yellow Self Blanching. Our strain of Columbia has no superior in beauty of golden shading, solidity and size of stalk. We consider it unsurpassed in its rich nutty flavor. Introduced in 1906.

Early Detroit Tomato

This splendid variety is the largest and best of the early purplish pink tomatoes. The vines are vigorous and very productive. The fruits are very smooth, uniform in size, nearly globe-shaped, firm and of excellent quality. Early Detroit is one of the most valuable shipping tomatoes yet produced. It is also desirable for the home garden and near markets.



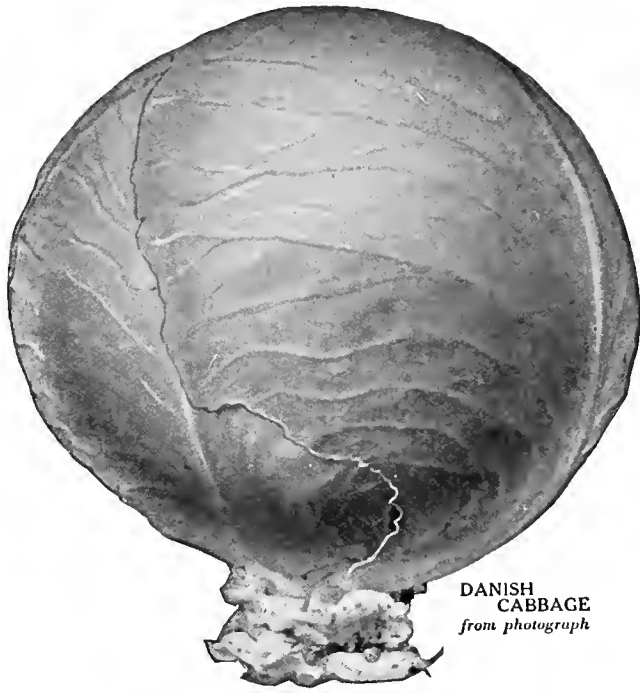
Early Snowball Cauliflower We offer the very best strain of this most valuable sort. See description on page 54



Thomas Laxton Peas This variety has come into great favor with the critical market gardeners. The crop comes very early yet the pods are large and well filled with large peas of melting tenderness and excellent flavor. The Thomas Laxton's which come to our home table from our trial grounds are prized most highly of all green peas. See description on page 70.



Big Boston Lettuce There is probably no other crop that can be grown on muck land which will yield so large returns as can be obtained from Big Boston Lettuce properly handled. For years we have carefully selected our seed of Big Boston and it will be found to produce the **Highest Quality of Solid, Uniform Heads.** See description on page 61.



DANISH
CABBAGE
from photograph

Danish Grown Cabbage Seed

We offer two strains of Danish Seed. The larger or round-head shape will produce the greatest yield of choice solid heads. The ballhead is somewhat smaller. Both are true Danish.

Full description on page 52.

30-Ton Ruta Baga

This is a specially selected strain of the purple top yellow Ruta Baga or Swede. We believe the 30-Ton will give the greatest yield of finest quality roots of any strain in cultivation, hence the name. Roots grow very large, solid, globular in shape, have short neck and medium sized top. Quality is excellent for table use and for stock feeding.


Winter Hubbard Squash

No family should fail to grow this valuable vegetable for home use. A ready sale can be found for any surplus. Our stock is the true hard skinned variety of finest quality. If placed in a dry, cool attic or storeroom this squash will keep well into the winter—do not store in a cellar.



Tom Watson Water Melon

This melon has taken first place as a good shipper. The rind is tough yet the flesh is sweet, tender and most delicious. See description on page 64.



SOUTHPORT YELLOW GLOBE

YELLOW GLOBE DANVERS

Onions Photograph of field showing our Southport Yellow Globe Onions at left and Yellow Globe Danvers at the right. The yield was practically the same and both varieties gave excellent quality and good shaped bulbs combined with an enormous yield.

See description on page 66

Golden Bantam Sweet Corn

On account of its delicious flavor Golden Bantam is more sought after in the market than any other early sweet corn. Every home garden should have some of this corn for early use.

See description on page 57.

Charlevoix A few days later than Golden Bantam and stays in condition longer. Exceptionally tender and even more delicious than Bantam.

See description on page 57


Stowell's Evergreen Sweet Corn

This is the standard of all late maturing sweet corn. Our locality seems particularly adapted to growing the Stowell's Evergreen and the very finest quality is grown here. Critical trade will find our stock of this corn vastly superior to the average.

See description on page 57.


Bonny Best Tomato The fruits of this desirable early sort are most attractive in shape and

color. The crop ripens more uniformly than any other early scarlet fruited sort, and is of superior solidity and interior color. The vines are vigorous and produce a good crop of exceptionally round and deep fruits, bright deep scarlet in color and of very good quality. One of the best for gardeners whose trade demands fruits of beautiful shape and color. A good variety for the early market and home garden.



GOLDEN BANTAM

Improved Globe Tomato



This is a large purplish pink, globe shaped tomato of excellent quality. The vines are vigorous and productive and the fruits firm and very best quality for shipping. The fruits are smooth and mature a little earlier than many of the midseason sorts. Our strain of the true Globe tomato is unsurpassed in quality.

Dear Sir: Am coming to you again this year for my Cabbage. I had from you last year and it surely was a success.

Jos. Schaub,
Erie County, N. Y.

Gentlemen: If your Cabbage seed proves as well as they did last year, I can sell three thousand dollars (worth). You were the only Seed Company that did not have a mixture in Cabbage seed here, and that has helped me wonderfully.

Sherman McCamman,
Racine County, Wis.

Dear Sir: I am not sure that I have your correct address, but am sure that your Danish Ball Head Cabbage Seed that I sowed last year was the best ever.

G. C. Dickinson,
Niagara County, N. Y.

30-Ton Ruta Baga

This is a specially selected strain of the purple top yellow Ruta Baga or Swede. We believe the 30-Ton will give the greatest yield of finest quality roots of any strain in cultivation, hence the name. Roots grow very large, solid, globular in shape, have short neck and medium sized top. Quality is excellent for table use and for stock feeding.

I have been buying seed from your agent and I have found it to yield the very best crops. As your agent does not come any more, I ask you please send me one of your catalogues so I can select seed.

Alois Kirchgessner,
Floyd County, Ind.



Asparagus

Asparagus is one of the earliest spring vegetables and would be in universal use were it not for the mistaken idea that it is difficult to grow. In reality it can be produced very easily and cheaply. It does best in a moist, sandy soil, but can be grown in any garden by following the directions given here. A bed 15x20 feet, requiring about 100 plants should give an abundant supply for an ordinary family.

CULTURE Pour hot, but not boiling, water on the seed and let it stand until cool; pour it off and repeat two or three times, with fresh hot water. Then sow in drills one foot apart and two inches deep in light, rich soil. When the plants are well up, thin to about one inch apart and give frequent and thorough cultivation during the summer. If this has been well done, the plants will be fit to set the next spring. The permanent beds should be prepared by deep ploughing or spading and thoroughly enriching the ground with stable manure or other fertilizer. If the subsoil is not naturally loose and friable, it should be made so by thoroughly stirring with a subsoil plow or the spade. Set the plants about four inches deep and one to two feet apart in rows four to six feet apart. After the plants are well started give frequent and thorough cultivation. Early the next spring spade in a heavy dressing of manure, and one quart of salt to each square rod and cultivate well as long as the size of the plants will permit or until they begin to die down. The next season the bed may be cut over two or three times, but if this is done, *all* the shoots, no matter how small, should be cut. After the final cutting, give a good dressing of manure, ashes and salt. Cultivate frequently until the plants meet in the rows. In autumn, after the tops are fully ripe and yellow, they should be cut and burned. If well cultivated and manured the bed should give a full crop the following season and continue productive for eight or ten years.

Columbian Mammoth White

This most distinct and valuable Asparagus was introduced in 1893. The immense shoots are clear white, and in favorable weather remain so until three or four inches above the surface. The crown or bud of the young stalk is constantly smaller than the part below it, thus further distinguishing the variety. All but a very few of the seedlings will produce clear white shoots, and the green ones can be readily distinguished and rejected when setting the permanent bed.

Giant Argenteuil One of the most popular varieties in the Paris market. Stalks extra large, tender and most delicious flavor. Very hardy and a great favorite with the market gardeners of this country.

Conover's Colossal A mammoth, green sort of the largest size and of good quality. One of the best known and most generally cultivated varieties.

Palmetto A very productive variety, earlier than Conover's, having large dark green shoots of the very finest quality. A great favorite with growers owing to its earliness and unusual number of cuttings produced.

BEANS CULTURE—No crop responds more readily to good soil and cultivation than this. The soil best adapted to it is a light, rich, well drained loam, which was manured for the previous crop. If too rank manure is used it is apt to make the plant run too much to vine. Beans are extremely sensitive to both cold and wet, and it is useless to plant them before the ground has become dry and warm. The largest returns will result from planting in drills from two to three feet apart, and leaving the plants two to six inches apart in the row. Up to the time of blossoming they require frequent shallow cultivation, but any cutting of the roots after the plants come into bloom is likely to cause the blossoms to blast and so cut off the crop. Remember that the cultivation of beans should be very shallow, and that it is useless to expect a crop from a field so poorly prepared as to need deep stirring after planting.



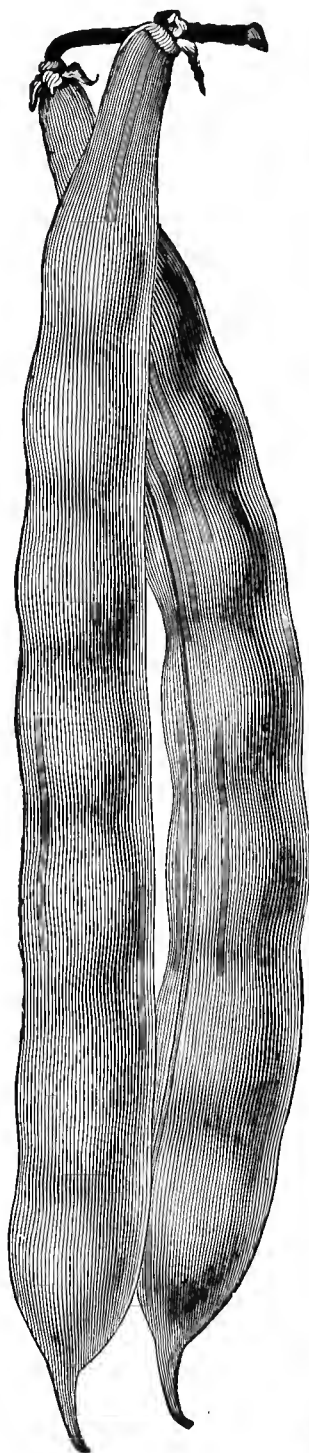
Dwarf Black Wax

Continued experience has satisfied us of the great merit of this variety as the earliest wax podded bean. The enormous demand for it proves that it meets popular requirements and has all the sterling qualities we claim for it. In all our many comparisons of this bean with other extra early sorts we have found it to be unexcelled in quality and the first to give a full picking of pods.

other extra early sorts we have found it to be unexcelled in quality and the first to give a full picking of pods.

The Best Early Wax Bean for the Market Garden.

In growth and general appearance the plants are the same as the old Black Wax or Butter Bean, but are earlier and more productive. The pods are clear waxy white, quite round, very fleshy, crisp, tender and stringless. The dry bean is jet black, longer, more curved and flatter than the Prolific German Wax.



GOLDEN WAX BEAN.

Golden Wax

The Best Golden Wax Bean in Cultivation. Unequaled by any other Bean of this Type.

The pods are long, nearly straight, broad, flat, golden yellow, very fleshy and wax-like, with short, green points, cooking quickly as snaps, shelling well when green, and of the highest quality, used in either way.

Beans are medium sized, oval, white, more or less covered with two shades of purplish-red.



DAVIS WAX

Davis Wax

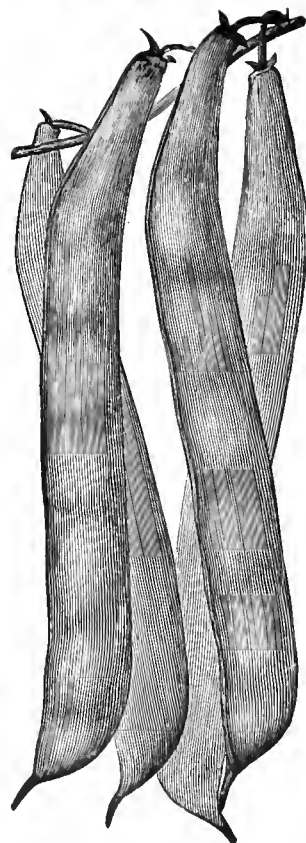
This is the most Hardy and Productive Bush, Wax-Podded Bean in Cultivation.

All of the pods are very long, white, straight and handsome. The vine is rustless and very vigorous, bearing near the centre many clusters, some of which extend above the foliage. When young the pods are very brittle, crisp and tender. The dry beans are kidney shaped, clear white and excellent for baking.

One of the Best for Shipping as Snap Beans, and of the greatest value for either the market or the home garden. The length, perfect shape and fine color of the pods, and the clear white seed makes this

One of the Best for Canners.

It is just what they want, a long, straight, clear white pod, which does not discolor in canning.



EXTRA EARLY ROUND GREEN POD RED VALENTINE.

Extra Early Round Green Pod Red Valentine

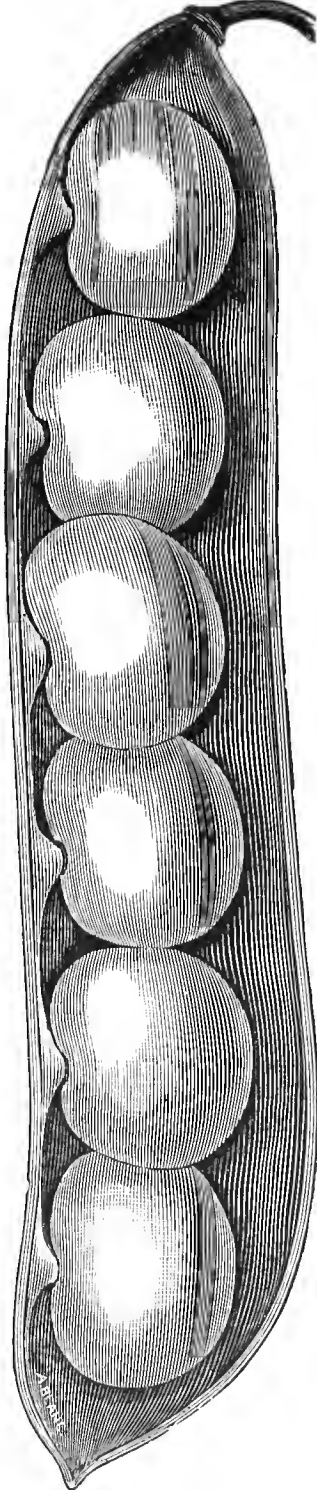
For snaps there is nothing superior to this variety among the older green podded sorts, and many prefer it to the wax varieties. Vine erect, with coarse, dark green leaves, and large, white blossoms; pods medium length, curved, cylindrical, with crease in back, very fleshy, crisp and tender; beans medium sized, long, irregular, pink marbled with red.

know of no stock of Red Valentine which can be compared with that we offer, in tenderness and high quality of pod. It is as early as the earliest. Many different strains of Valentine are offered under slightly varying names, each claiming to be a great and distinct improvement. We have carefully examined them all, both in trial, and in large fields, and have found none that we are willing to substitute for our old stock, which combines in a high degree all the good qualities of the sort.

Hodson Wax

A new and distinct wax podded bean, wonderfully productive; sturdy grower and so far entirely free from blight or rust. Pods closely resemble those of the Wardwell's Kidney Wax, but average a better length, being about 7 inches long, are clear light yellow and very attractive. One of the very best for home use or for market gardeners.

STRINGLESS KIDNEY WAX
BOUNTIFUL, Green Pod



KING OF THE GARDEN LIMA

Dwarf Horticultural or Cranberry Bush

One of the best dwarf sorts for green-shell beans for the home garden and market and can be used early as a green podded snap bean. The plants are very productive, compact and upright, with large leaves. The mature pods are about five to five and one-half inches in length, broad and thick, curved, with splashes of bright red on a yellowish ground. They become fit for use as green shelled beans early and in this condition the beans are very large, easily shelled and are about equal to the Lima in quality. Seed large, oval, plump, pale buff splashed with deep red.

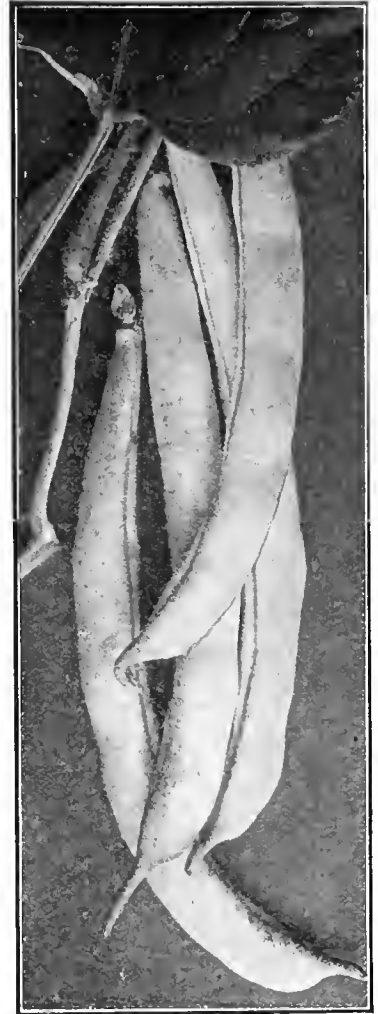
Stringless Green Pod Beans

The development of this variety marks a decided improvement in string beans. The plant is large, very vigorous and matures a heavy yield. The pods are fully twice as large, more fleshy and quite as stringless as those of the Valentine and mature about the same time. The beans are oval and are chocolate brown. Do not fail to try them.

Refugee, or Thousand to One

Vines large spreading, exceedingly hardy with small, smooth leaves and large lilac flowers, very late, and esteemed for late planting and for use as pickles; pods long, cylindrical, green becoming white, streaked with purple as they mature; of good quality as snaps; beans long, light drab dotted and splashed with purple.


Jefferson Co., N. Y. I consider your seeds the best of any I ever used. M. J. Gould.



STRINGLESS GREEN POD

ROUND POD KIDNEY WAX


A Splendid New Stringless Bean.



A new sort and very desirable variety, especially for the home garden. The vine is dwarf, spreading and very productive. The exceedingly beautiful pods are round, stringless, long, slightly curved, very white and wax-like, cylindrical and of the best quality. They are uniformly perfect, an ill-shaped one being rarely seen. Seed long, cylindrical, nearly white, with a little dark marking about the eye.

Burpee's Improved Bush Lima

The largest of all the Lima Beans and unexcelled in quality. A distinct new type. Great improvement over all other Bush Lima Beans. Fully a week earlier than any other large Lima. Grows to a height of 20 to 30 inches. Vines vigorous, with heavy foliage. Pods 4 to 6 inches long. Should be planted by every farmer and gardener.



BURPEE'S
IMPROVED
BUSH LIMA



DWARF LARGE WHITE LIMA OR NEW WONDER

Dwarf Large White Lima or New Wonder

A bush form of the true White Lima. Plants uniformly dwarf, but enormously productive, single plants under favorable circumstances yielding from 200 to 350 pods. The pods are as large as those of the Large Lima and contain from three to five very large, flat beans, of the best quality. While not quite as early as the Dwarf Sieva, this is incomparably better in quality fully equalling in this respect the Large White Lima. Any one who has tried this variety will wish to plant it again.

Fordhook Bush Lima

An improved dwarf Lima of the Kummerle type. The plant is vigorous and erect growing, bearing well above the ground. The pods are produced in large clusters, each containing three to five large beans of exceedingly fine quality. Much more productive than Kummerle and matures earlier. We consider this a decided acquisition to the dwarf Limas, possibly the best of the class.

POLE BEANS

London Horticultural or Speckled Cranberry

One of the best of the Horticultural varieties as a general purpose late green shell bean for home or market. The vines are moderately vigorous with large, light colored leaves. The pods are medium length, four and one half to five and one half inches, pale green when young, becoming as they mature yellowish green striped or splashed with red. The beans are large, ovate, flesh colored, splashed and spotted with wine red and of the highest quality, either green or dry. Many like this sort better than limas. This well known horticultural pole bean is sold also as Wren's Egg.

King of the Garden Lima

Vine very vigorous and productive. Pods of the largest size filled with four or five immense, white beans of the finest quality. On account of its large pods it is a favorite with market gardeners. It will come into bearing sooner, and will make larger pods if not more than two vines are left to grow on a pole.

Kentucky Wonder

This splendid variety, introduced in 1885, has since been offered as Seek No Further, and was introduced in 1891 as a novelty under the name of Old Homestead. Vine vigorous, climbing well and very productive, bearing its pods in large clusters; pods green, very long, often reaching nine or ten inches, nearly round and very crisp when young, becoming very irregular and spongy as the beans ripen. Seed long, oval, dun-colored. An early and very prolific sort, with showy pods which are most excellent for snaps. It is sometimes catalogued as being the same as Southern prolific, but this is an error, as the latter is two weeks later and has shorter pods.

Early Golden Cluster Wax

A well known, early and very beautiful sort. Vines large, strong growing, vigorous, hardy; leaves large, light green, crimped; pods six to eight inches long, borne in abundant clusters, each containing from three to six pods varying in color from golden yellow to creamy white. Pods broad, thick and fleshy, deeply creased along the edge to which the beans are attached, of the very best quality, and stay in condition for use a long time. Seed flattened, oval, dull white in color.

Carpinteria Pole Lima

Vine strong, vigorous, producing an abundance of fine, large pods, five to six inches long, usually closely filled with four beans of largest size, much thicker than the average pole lima. Color distinctive in having a decided greenish tint, an indication of very finest quality. When cooked the beans are very thin skinned, extremely tender and of finest flavor. Seed very large exceptionally thick, retaining the distinctly greenish tinge. Splendid for the home and market garden.

Lazy Wife

One of the best of the later green podded pole beans for snaps or green shell use. The pods, borne in large clusters, are five and one half to six and one half inches long, broad, thick, fleshy and entirely stringless. When young they have a rich, buttery flavor which is retained until they are nearly ripe. The dry beans are excellent for winter use. Seed white, medium size, slightly oval or nearly round.

REMEMBER we pay all transportation charges. Other houses require you to add 15c per quart for these charges

BEET CULTURE

—The best results are obtained on a deep, rich, sandy loam. If wanted very early sow as soon as the ground will permit in drills eighteen inches apart and thin out to three inches in the row. For winter use, the turnip varieties may be sown in June, and the beets may be kept by storing in a cellar and keeping covered with sand, or sandy soil, to prevent wilting, or they may be kept outdoors in pits such as are used for apples and potatoes. One to two single packets will give a good supply for a large family. It is best to sow in freshly prepared soil, which should be pressed firmly over the seed.

Crimson Globe This is an extremely handsome second-early or main crop beet, with richly colored flesh. The beets average three inches in diameter; skin smooth and form regular. The flesh is deep purplish crimson, and is remarkably sweet and tender. The foliage is small, of a rich bronze purple.

Detroit Dark Red Turnip

This variety is the best deep red turnip beet, not only for market gardeners, but for home use. It is also by far the best for canning, making a strikingly handsome product, much superior to that obtained from any other variety. Its small top, early maturing and the splendid shape and color of the root make it popular with every one who plants it. Top small, upright-growing; leaf stem and veins dark red, blade green; root globular or ovoid and very smooth; color of skin dark blood-red; flesh deep vermilion red, zoned with a darker shade, very crisp, tender and sweet and remaining so for a long time.



DETROIT DARK RED TURNIP BEET

A rich and most desirable variety of Beet in every respect


Edmand's Early Blood Turnip

Tops low, small, spreading; leaf stalks and ribs dark red; blade of leaf bright green, having markedly wavy edge; roots dark red, interior color purplish red, zoned with a lighter shade; crisp, tender, sweet and an excellent keeper.

Early Eclipse A very early maturing beet especially desirable for the home garden. Top of medium size. Root nearly globular, with a small tap and small collar. Flesh bright red, zoned with white, very sweet, crisp and tender, especially when young.

Half-Long Blood This is an entirely distinct and by far the best for winter use. The deep red roots are very symmetrical, two or three times as long, as thick and always smooth and handsome. The flesh is a rich dark red, very sweet, crisp and tender, never becoming woody, even in portions above the ground and retains its good quality longer than the other sorts. We consider this the most valuable variety for winter and spring use.

Crosby's Egyptian The stock we offer is of a distinct vermilion color which is very attractive not only in the beets as pulled, but after they have been cooked. They are also more spherical than the Extra Early Egyptian and we think of better quality. One of the best for early planting out of doors. It becomes fit for use sooner than any other variety.



Swiss Chard

Known also as Sea Kale or Spinach Beet.

This variety is not grown for the roots like other beets. The leaves are excellent for greens while the stalks when small are used the same as asparagus.

Copyrighted
1892 by John H. & Co.

Northumberland Co., Ont. "From 2½ lbs. of Giant Feeding beet, Mr. R. B. Hubbs grew 2,000 bushels, some weighing 22 lbs. His little son could turn them out of the ground, but could not lift them."

P. N. ALYEA.

Your seeds are certainly of the best quality, for although we had the worst drought in years I have not had a complaint from your seed and I have sold to some of my customers for several years straight.

A. Newman, Monmouth Co., N. J.

Grafton Co., N. H. I do not have time to act as salesman for you but I do like your seeds for my own garden. Expect to give you my order this spring. I wish you could have seen the asters that I raised from your seed. I sowed them in the open ground as early as I could, then transplanted them. They were the handsomest things that I have ever seen, I am delighted with everything I have ever bought from you. Will try and get some orders among my friends and neighbors.

Geo. H. Clayton.

Linn Co., Mo. Please send me your seed catalogue. Your garden seeds are far better than any other I have ever used and I am anxious to order from you this season.

Mrs. Addie Alexander.



GIANT FEEDING
SUGAR
OR
HALF SUGAR
MANGEL

Giant Feeding Sugar or Half Sugar Mangel

there has been established in the **Giant Feeding Sugar** a strain of beets which, while giving nearly as large a yield of easily grown and harvested roots as a crop of Mangels, supplies a food of very much *higher nutritive value*. The roots for feeding purposes are really more valuable, pound for pound, than those of the very best strains of sugar beet and the yield under equally favorable conditions is more than double. The roots are light bronze green, grow partly out of the ground and because of this and their shape the crop can be harvested and stored easily and *at less expense* than any other root crop.

By the same system of careful selection and breeding which has accomplished so much with the Sugar Beet,

Jumbo Mangel

An extra large, yellow fleshed mangel between the Tankard and Sludstrup types. Excellent quality, having the added feature of carrying its large size almost its full length, and at the same time growing well out of the ground thus being easy to harvest.

How Our Mangels Yield

"The Mammoth Long Red Mangel Seed I purchased from your agent last season I must say did remarkably well—in fact I never saw the like of that field. I had no small mangels at all and two-thirds of them were very large and how they came to grow so large I do not know as I gave them no extra labor. They were scuffled only twice and thinned and that is all they got and I fully believe if I had given them any extra care I could have had two-thirds of the field weighing 50 lbs. each, as they were very large. The heaviest I had was 43 lbs., and I think the seed had quite a bit to do with it as there were no other mangels in this neighborhood that grew so large as they did and it was a very dry year. I had a wagon load of mangels weighing over 30 pounds each.

MANGEL WURZEL BEET

Specimens of the Improved Long Red Mangel have been grown which weighed upwards of 50 pounds each. Has produced the largest yields of any Mangel.

Improved Mammoth Long Red An improvement on the old variety. The roots are very large, uniformly straight and well formed, proportionally thicker, and are deeper colored than the common sort and with smaller tops. We know our stock of this variety will produce the largest and finest roots which can be grown and that it is vastly superior to many strains of the same sort offered under other names.

Golden Tankard

Tops comparatively small; with yellow stems and mid-ribs; neck very small; roots large, ovoid, but filled out at top and bottom so as to approach a cylindrical form. Flesh yellow, zoned with white. A great improvement and worthy of use on every farm.

Sludstrup Mangel

The Agricultural trial stations of Denmark have awarded to the Sludstrup Mangel the "Certificate of First-Class." Tested beside other leading sorts the Sludstrup was found to give a greater yield of dry substance than any other sort. The roots are long-ovoid in shape, of a reddish-yellow color, grow to an enormous size, are very rank in growth and give a tremendous yield. On account of the high percentage of dry matter in the Sludstrup Mangel it is fast taking first place for stock feeding throughout Denmark.



SLUDSTRUP

BROCCOLI Although originating from a very distinct type, the modern improved sorts of Broccoli can scarcely be distinguished from cauliflower, the points of difference being that they are generally taller and the heads more divided. The culture is the same in all essential particulars as that given for cauliflower.

Broccoli is grown most successfully where the season is long, cool and rather moist. One of the most valuable features is that it withstands greater extremes of temperature than cauliflower.

Early Large White French

The best variety. Heads white, very compact and hard, continuing firm for a long time. A hardy, vigorous, easily grown sort.

Brussels Sprouts

Improved Half Dwarf

The plants which are very hardy grow two or three feet high and produce from the sides of the stalk numerous little sprouts which resemble very small cabbages, one or two inches in diameter. The leaves should be broken down in the Fall to give the little heads more room to grow. They should be treated in all respects like winter cabbage or kale. We offer a carefully grown strain, very hardy and giving compact, round sprouts of large size and good quality.



BRUSSELS SPROUTS

CABBAGE

CULTURE—The requisites for complete success are: *First*, good seed; this plant is largely dependent upon the best seed for its success; no satisfactory results can be obtained from poor stock. *Second*, rich, well prepared ground. *Third*, frequent and thorough cultivation. A heavy, moist and rich loam, is suitable. It should be highly manured and worked deep. Early varieties should be started in hot beds. Late autumn and winter varieties may be sown outside. Loosening the roots will sometimes retard the bursting of full grown heads.

For maggots the best remedy seems to be to remove the earth from around the stem and apply an emulsion of kerosene (coal oil), made as follows: hard soap, ½ lb.; water, 1 gal.; Kerosene, 2 gals. Dissolve the soap in hot water and while hot add the oil. Stir the oil thoroughly by churning or other method until it has united with the soap and forms a cream like substance. Then dilute with five times as much water.

Tobacco dust, ashes, slacked lime, and coal dust are all recommended as preventatives, and with us have proved valuable in the order named. These are scattered about the plants, leaving one here and there untreated for the flies to congregate around and deposit their eggs upon when the plants should be pulled up and destroyed.

The cabbage worm which destroy the leaves and heads later, may be killed by dusting with pyrethrum powder.

If the disease called club root should get a foot hold, do not plant the land with any of the cabbage family for a year or two. This is usually an effective remedy.



EARLY JERSEY WAKEFIELD

Early Jersey Wakefield The earliest and surest heading of first early cabbages. Most gardeners depend upon it for the bulk of their extra early crop. Its exceeding hardness not only to resist cold but other unfavorable conditions, insures the greatest likelihood of profitable and satisfactory results. Our stock is grown and selected with the greatest care; there is none better and there are few as good. Plant compact and erect or very slightly spreading, with few outer leaves, which are smooth, thick, nearly oval and light green. Stem short. Heads medium size, very solid, uniformly pointed and of excellent quality. The habit of growth, and hardness make it most desirable for early planting.



COPENHAGEN MARKET

Early Summer An excellent, second early cabbage. Plants strong growing with numerous, rather spreading outer leaves. The head is of medium size, round, somewhat flattened and keeps longer without bursting than most of the early sorts. Valuable for the home garden and market, and well adapted for kraut.

Improved Savoy The best of the main crop and late Savoys for home use or the market. Plants vigorous, densely crumpled and very sure heading. The heads are larger, more solid and better than the sorts offered as Perfection, Green Globe or Drumhead Savoy.

Premium Late Flat Dutch

We have taken great pains to maintain and develop the good qualities which have made this sort so popular and offer a very superior strain. A thousand plants can be depended upon to produce from nine hundred and fifty to a thousand large, oval, solid heads of splendid quality, which will keep in the best condition, a long time.

Monroe Co., N. Y.

I wish to thank you for the prize money I received. I was very much surprised as I did not look for it, although I never saw a better piece of cabbage.

Signed, ANDREW BROGAN.

I find that your Garden Seeds grow better than I can get elsewhere. People around here have begun to see that your Garden Seeds grow where others fail.
F. H. Chapman, Onondaga Co., N. Y.

Second Early or Summer Cabbage
Early Winnigstadt One of the best medium early for general use, being very hardy and sure to head, forming a hard head when most sorts fail. Those who have failed with other kinds can hope to succeed with this. It seems to suffer less from the cabbage worm than any other sort. Plant very compact, with short, thick leaves. Heads regular, conical, very hard, and keep well both summer and winter.



PREMIUM LATE FLAT DUTCH

NOTICE.

Every pound of our Cabbage Seed is grown from re-selected heads, which requires two years. Seed grown in this way is infinitely better than any other. Some houses are offering Cabbage Seed produced in a single season without maturing the heads. This seed is inferior in quality and is produced at low cost. Poor quality seed is dear at any price.

CABBAGE

All Seasons

All Seasons One of the earliest of the second-early sorts. Head very large, round, often nearly spherical but usually somewhat flattened; very solid and of the best quality, keeping as well as the winter sorts. Plants very vigorous and sure heading; leaves large, smooth, with dense bloom. Remarkable for its ability to stand the hot sun and dry weather. Our trial has shown that heads which were fit for market by July 10th were still salable September 10th, the only change being increased size and density. One of the very best sorts for general cultivation, for if planted for fall crop and stored, it remains in fine condition until late in the spring.



All Head Early

All Head Early Our strain of All Head Early is of special value because of close adherence to the type in habit of growth and the shape and quality of the head. Plant compact, with few outer leaves, which are smooth and rather thick. Head very large for so early a variety, very solid, flat but very deep and uniform in size and shape. Quality excellent. Well adapted for kraut. By planting late it can be used also as a winter cabbage.

Copenhagen Market The earliest large round-headed cabbage yet introduced. Head exceptionally large for so early a variety, very solid and of most excellent quality. Plant vigorous but compact, with short stem and few outer leaves which are of rather upright growth. Leaves medium light green, nearly round, comparatively thick and smooth. A most excellent sort, both for the home garden and market gardening trade.



Chinese Cabbage (PE-TSAI) The improved strain we offer resembles when well grown Cos Lettuce rather than Cabbage. It is often called Celery Cabbage on the market. The leaves of the plant when young are crimped at the edges, of light green color and appear like smooth leaved mustard but with much broader and heavier midribs. The plant as it matures becomes more upright and forms heads much like Cos Lettuce. The inner leaves blanch an attractive light yellow or creamy white with very white midribs. It is of distinctive flavor, very mild and pleasant. It is served as a salad like lettuce or cooked like asparagus.

Sow in this latitude after July 1st at the same time as turnips. The early plantings of Pe-Tsai run quickly to seed in hot weather. Sow in drills fourteen to twenty inches apart and thin seedlings two or three times; or if grown for the market start in boxes and transplant like late cabbage.

Glory of Enkhuizen This second early variety is very sure heading and of excellent quality. The plant is of vigorous growth, with large and rather spreading outer leaves which are noticeably curved and frilled. The head is globular or very nearly round, very solid and of large size for so early a variety.

Mammoth Rock Red This is the best, largest and surest heading red cabbage yet introduced and much better than the stock offered as Red Drumhead. No one should plant the latter as long as our strain of Mammoth Rock Red can be obtained. The plant is large, with numerous spreading leaves. The head is large, round, very solid and of deep red color. Nearly every plant will form an extra fine head.



Mammoth Rock Red

"Your Garden Seeds are reported as the best ever bought."

A. S. Henry, Kane Co., Ill.

Danish "Roundhead" Cabbage

or

Improved Strain of the Original Danish Ballhead

The Heaviest Yielding,

Best Quality

Danish Grown Cabbage

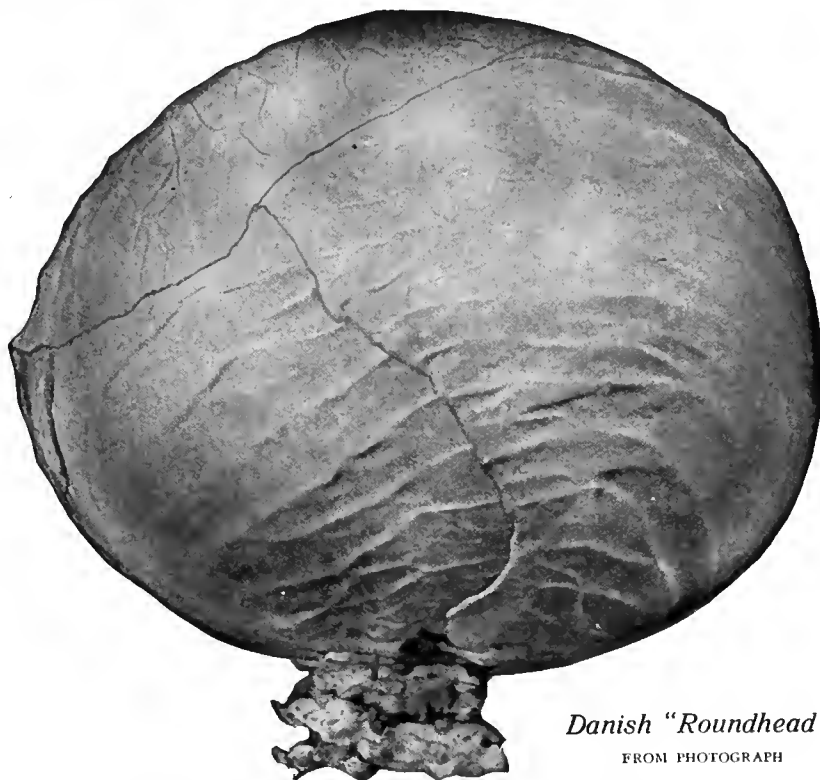
in Cultivation.

This strain of Danish Cabbage is a few days earlier; is slightly larger and will produce more tons per acre than the original "Ballhead" Cabbage. Heads are larger; a trifle flattened. Stem is shorter and leaves a little lighter in color. Heads are extra solid and keep in fine condition all winter, and when trimmed for market are beautifully white and attractive.

We have this seed grown for us under contract by one of the most expert cabbage seed growers in Denmark. A grower who has devoted many years to breeding up this particular type until it is producing

The Largest Money-Making Crops

ever grown from the same acreage of cabbage.




Danish "Roundhead"

FROM PHOTOGRAPH

The following immense YIELDS PER ACRE were produced from our seed :

H. N. SICKLER, Wyoming Co., Pa., grew 36 tons 1,616 lbs.
PETER VAN DER BOSCH, Ottwa Co., Mich. 32 " "
EDWD. DE VELDER, Wayne Co., N. Y. 31 " 390 lbs.
ANDREW BROGAN, Monroe Co., N. Y. 29 " 1,000 lbs.

FRANK SCHUR, Monroe Co., N. Y., grew 29 tons
LOUIS KUHL, Monroe Co., N. Y. 26 "
VERNON WELCH, Monroe Co., N. Y. 25 "
JAS. A. GROSECLOSE, Smyth Co., Va., 20 " 671 lbs.



*Danish
"Ballhead"*

FROM PHOTOGRAPH

Danish "Ballhead"

This variety is very hardy, heads are very solid and and desirable for winter storage. On account of its good keeping qualities it is particularly valuable for shipping long distances and for late Spring use.

Leaves are few but quite large; thick bluish green, covered with a whitish bloom.

The heads of this variety will not average so large as our "Roundhead" and can be planted a little closer in the row. People who want the original type of "Ballhead" cabbage will find that

Our Seed will produce more
uniformly typical heads

than can be grown from seed procured elsewhere. Extra pains is taken to keep our seed up to the highest standard


CARROTS

The Carrot is one of the most wholesome and nutritious of our garden roots, and deserves to be more extensively used, both for culinary and stock feeding purposes. We urge our readers to give some of the early table sorts a trial. For feeding stock especially horses and milch cows, the carrot cannot be surpassed, and it should be more largely grown by farmers for this purpose.

CULTURE—While a sandy loam made rich by manuring the previous year is the best soil for the carrot, any good land if thoroughly and deeply worked, will produce satisfactory crops. When it is possible to do so, it is advisable to sow as early in the Spring as the ground is fit to work, though good crops may, in this latitude, be grown from sowings as late as June 15, but success from such late planting is uncertain. For table use sow the smaller kinds as early as practicable in rows 16 to 18 inches apart. For field culture prepare the ground thoroughly and sow in drills 18 to 24 inches apart, using from one and one-half to three pounds to the acre, according to the distance between the rows. Cover one-half to one inch deep, and see to it that the soil is pressed firmly above the seed. As soon as the plants appear, use the cultivator or wheel hoe. Do not let the weeds get a start. Thin the smaller table sorts to 8 to 10 to the foot, and the field varieties to 3 to 6 inches apart in the row. For winter use gather and store like beets or turnips

Danvers Carrot

Grown largely on account of its great productiveness and adaptability to all classes of soil. Tops medium sized, coarsely divided. The smooth and handsome roots are deep orange, of medium length, tapering uniformly to a blunt point; flesh sweet, crisp, tender and of a deep orange color. Although the roots of this variety are short, they produce as large a bulk as the longer field sorts, and are more easily harvested.



DANVERS CARROT

Improved Long Orange

The most popular of the older sorts for farm use on mellow soil. An improvement obtained by years of careful selection of the best formed and deepest colored roots of the old Long Orange. Roots comparatively shorter than the Long Orange and smoother, but so uniform and true that the bulk of the crop will be greater.



Early Scarlet Horn

Excellent for early planting out of doors. Tops small, coarsely divided; roots top-shaped but tapering abruptly to a small tap; skin orange red.

Improved Short White

We think this distinct variety is destined to take first rank as a field carrot, owing to its enormous productiveness and the ease with which it can be harvested. Roots half long, smooth, very heavy at the shoulder but tapering regularly to the point; color light green at the crown, pure white below; flesh rich, white, solid, crisp and of excellent flavor. This variety is a real acquisition as a heavy yielding, easily harvested, white carrot, and is the best of this class.

Large White Belgian

Grows one-third out of ground. Root pure white, green above ground with small top. Flesh rather coarse. The roots on light, rich ground grow to a large size, and are extensively grown for stock feeding.

Chantenay

A great favorite with shippers. Our seed is from specially selected stock of this variety. Tops medium sized; necks small; roots tapering slightly but uniformly stump rooted and smooth; color deep orange red; flesh very crisp and tender. Although a medium early sort the roots are suitable for use nearly as early as any. Undoubtedly is one of the best in quality for the market or private garden, while its great productiveness makes it very desirable as a field sort.

Guerande or Ox Heart

Tops small for size of the roots which are comparatively short but often reach a diameter of five inches, terminating abruptly in a small tap root. Flesh bright orange, fine grained and sweet. This variety is especially desirable for soil so hard and stiff that longer rooted sorts would not thrive in it. When young the roots are excellent for table use and when mature are equally good for stock.

Cauliflower

Early Snowball

Admirably adapted for forcing or wintering over for early crop and the most popular sort for these purposes. It is also one of the best sorts for late summer and fall crop and with reasonably favorable conditions every plant will form a large solid head of fine quality.

The plants are compact with few narrow, upright leaves and are well suited for close planting. The heads are solid, compact, round, very white and curd like and are developed earlier than those of any other sort.

We know our stock of this variety is unsurpassed and is superior to much that is sold under such names as "Gilt Edge" "Earliest," etc., etc.

Our cauliflower seed is produced by the most experienced growers in Europe, in such localities as are best suited to its proper development, and the greatest care is taken to save seed from perfectly developed plants only.

Early Favorite While not quite so early as the Snowball this is very early, exceedingly hardy, easily grown and by far the best sort for the inexperienced grower, as it will head under conditions in which many sorts would fail. The plants are large and form large heads which are solid, crisp, tender, of fine quality. It keeps in condition for use a long time. Several years' experience has convinced us that it is one of the hardest kinds in cultivation. We urge you to try it. Packet 10c.

Calhoun Co., Mich.

The seeds that I sold for you last year gave good satisfaction, and the parties who bought will be our future customers. I expect to sell every one of them their seeds for this year.

F. M. THAYER.

CULTURE—For Spring or early Summer crop sow in March or early in April in hot-bed and transplant to cold frame when sufficiently large, and to the open ground as soon as danger of hard freezing is over. The plants will endure a light frost. The soil for cauliflower should be like that for cabbage, but it is better if made richer than is ordinarily used for that crop. Give the plants thorough culture and keep free from worms with Persian insect powder. For late crop sow at same time as for late cabbage and treat in the same manner. It should be borne in mind that cauliflower *will not* head up well in hot dry weather and hence the sowings should be so regulated as to bring it to maturity either before the hot dry summer weather sets in or not until the cooler weather of Fall. If it receives at this time a liberal supply of water, the size and quality of the heads will be greatly improved. After the heads begin to form, draw the leaves over and pin or tie them together to protect the head from the sun and keep it white. The heads should be cut for use while the "curd" is compact and hard, as they soon become tough and bitter after they open an separate into branches.



EARLY SNOWBALL CAULIFLOWER

CELERY

get a satisfactory growth. When about two inches high, thin out and transplant, so that they may stand three inches apart, and when the plants are four inches high, cut off the tops, which will cause them to grow stocky. The crop is usually made to succeed some earlier one; but in order to grow good celery the soil must be made as rich as possible, the essentials to success being very rich soil and plenty of water. If good plants are used they may be set out as late as the middle of August, but the best results are usually obtained from setting about the middle of June or the first of July. The most desirable time will depend upon local climate, and is that which will bring the plants to maturity during cool, moist weather. In setting, prepare broad, shallow trenches about 6 inches deep and 4 feet apart in which the plants should be set 6 inches apart, cutting off the outer leaves and *pressing the soil firmly about the roots*. When the plants are nearly full grown they should be "handled" which is done by one man gathering the leaves together, while a second draws the earth about the plant to one-third its height, taking care that none of the earth falls between the leaves, as it would be likely to cause them to rust or rot. After a few days draw more earth about them and repeat the process every few days, until only the tops of the leaves are visible. Or it may be blanched by pressing the leaves together with two wide boards held in place by stakes. This is the method commonly used by market gardeners, but celery so blanched is more likely to become pithy than that blanched with earth. Care should be taken that the plants are not disturbed while they are wet or the ground is damp, as it would be sure to injure them. A part of the crop may be simply "handled," and then at the approach of severe freezing weather taken up and set out compactly in a dark cellar or an unused cold frame which can be kept just above the freezing point, and then it will gradually blanch, so that it may be used through the winter. Should the plants begin to wilt, water the roots without wetting the stalks or leaves, and they will revive again.

Celery is sometimes grown by what is termed the new process, which consists in making a spot as rich as possible, and there setting the plants 6 to 8 inches apart each way. If the soil is very rich and there is an abundance of water, the plants will blanch each other, and the product will be very white and handsome, but we think it is inferior in quality to that grown by the old method,

Giant Pascal

One of the Largest of Winter Varieties

This is a green leaved variety developed from the Golden Yellow Large Solid, and is an excellent sort for fall and winter use. It blanches very quickly to a beautiful yellowish-white color, is very solid and crisp and of a fine nutty flavor. The stalks grow broad and thick, a single plant making a large bunch. With rich soil and high culture this variety will be wholly satisfactory. Especially recommended for the south where it is prized more than almost any other kind.

White Plume

*Extra Early.
Easy to Grow.*

While we are fully aware that this variety has great merit as an early market sort, being as early as any and very attractive when fit for use, yet we do not think that it compares very favorably with the Golden Self-Blanching either in flavor or solidity, or that it will remain in condition for use as long after it is earthed up. Plants light yellowish-green with tips of leaves almost white. As they mature the inner stems and leaves turn white, and require to be earthed up but a short time before they are in condition for use.

Where a fine appearing celery at a minimum amount of labor is the object, this variety will give entire satisfaction.

An *Improved White Plume* with longer stems is being offered, but careful comparison with our stock shows that it is not equal in quality or so desirable as that we offer.



FRENCH'S SUCCESS CELERY



EASY BLANCHING

Columbia An early maturing sort of most excellent shape and quality for the home market and private garden. The plant is of medium height but very stocky and heavy. The stalks are thick, almost round, resembling in shape those of Giant Pascal. The color, however, has in it more of the rich yellow tint of Golden Yellow Self Blanching, which variety it resembles very much in appearance when trimmed and bunched for the market. The outer foliage of the plant when growing is rather light green with tinge of yellow, becoming when blanched yellow with tinge of green. The heart when properly blanched changes from yellow with tinge of green to a light golden yellow. In season it follows in close succession Golden Yellow Self Blanching. Our strain of Columbia has no superior in beauty of golden shading, solidity and size of stalk. We consider it unsurpassed in its rich nutty flavor. Introduced in 1906.

French's Success A late maturing variety which keeps the best of any celery yet introduced. The growth is compact and short in stem so that the plants may be well earthed up for blanching while growing close together. The foliage is dark green. The heart is large, solid and is formed early. The stalks become when blanched almost white or very light creamy yellow, thick, yet brittle, without stringiness and of good quality. It requires more time to mature than some sorts but remains firm, solid and in fine condition until late in the spring.

Winter Reliance Celery This very desirable variety is considered the most attractive in color and the best in quality of the late keeping sorts. The plant is dwarf growing, compact, with solid heart and of a shape very well adapted for late keeping. When ready for the late market the color is a creamy yellow, very handsome. Its quality is unsurpassed by that of any variety of its class and decidedly superior to most of the older late, long keeping sorts.

Dwarf White Solid or Kalamazoo An erect, compact growing mid season or fall variety. The stalks are moderately thick, solid and crisp, becoming when blanched attractive light yellowish white. This variety is also sold as Large Ribbed Kalamazoo.

Easy Branching

This is a green-leaved variety very popular with growers who require an extremely vigorous grower, hardy and easy to handle. Our strain of the Easy Blanching Celery is grown with the greatest possible care and will be found to be superior in quality. Plants are medium in height, stalks thick and the heart trims out a beautiful white, very tender, brittle and highly flavored. Matures soon after Golden Self Blanching and is an excellent winter keeper.

Golden Self Blanching

This is the best celery for early use. Critical gardeners depend upon our stock of this sort to produce their finest early celery.

Plants are of a yellowish green color when young, but as they mature the inner stems and leaves turn a beautiful golden yellow, which adds much to their attractiveness and makes the work of blanching much easier. The handsome color, crispness, tenderness, freedom from stringiness and fine nutty flavor of this variety makes it only necessary to be tried in order to establish it as **The Standard of Excellence as an Early Sort. French grown Seed.**

Golden Self Blanching

American grown Seed. Our strain of American seed is produced direct from French grown seed stock and is the highest grade obtainable for this class

CELERY SEED for Flavoring

CHICORY

Large Rooted, or Coffee The dried and prepared roots are much used as a substitute for coffee, and the young leaves may be used as a spring salad. Our stock is the improved type, with very much larger, smoother, whiter and proportionately shorter roots than the old kind. Sow the seed as early in the spring as the ground can be prepared, in a rather light, moderately rich soil, in drills two to two and one-half feet apart for either garden or field culture. When the plants are sufficiently large, thin to six inches apart in the row. Cultivate well, and in the fall dig the roots, slice them and dry in an apple evaporator or kiln constructed for the purpose. When the roots are grown in quantity for the manufacturers of "prepared" chicory, they are usually brought to the factory in the "green" state and there dried in kilns constructed specially for the purpose.

I bought seeds of your agent for a trial and found them to be good seed. I am not disappointed as I was last year when I bought seed out of a store, for they did not come up at all.

Geo. Bryant, Todd County, Minn.

The Farm and Garden Seeds I sold last winter did so well that I can sell dollars' worth this year where I sold cents' worth last year.

Elijah Collins, Bedford Co., Pa.

The seeds I sold have given the best of satisfaction.

Silas J. Harwood, Indiana Co., Pa.



GOLDEN SELF BLANCHING CELERY



CELERICAC OR TURNIP-ROOTED CELERY

CELERICAC

or TURNIP-ROOTED CELERY

CULTURE—Sow the seed at the same season and give the same treatment as common celery. Transplant the young plants to moist, rich soil, in rows two feet apart and six inches apart in the row. Give thorough culture. As the roots are the edible portion of this vegetable, it is not necessary to earth up or "handle" it. After the roots have attained a diameter of two inches or over, they will be fit for use. To keep through winter, pack in damp earth or sand and put in the cellar, or leave out of doors, covering with earth and straw, like beets or carrots.

Large Smooth Prague

An improved form of turnip-rooted celery, producing large and smooth roots, which are almost round, and with very few side roots. Plants vigorous, with large deep green foliage.

CHERVIL

A hardy annual used for flavoring and garnishing dishes of meats and vegetables. The leaves are ready for use in six to ten weeks from sowing the seed. Sow in early Spring in rich, well prepared soil and when plants are well established transplant to about one foot apart.

Extra Curled Even more beautiful than parsley and greatly superior to the old, plain variety, being earlier, more handsome and having fully as fine fragrance and flavor.

Monroe Co., N. Y. "I bought \$5.25 worth of your Golden Self-Blanching Celery seed from which I sold \$48.00 worth of plants, besides setting out three acres myself. I have the finest piece of Celery in this vicinity.

CHRIST STALLMAN.

CORN SALAD

FETTICUS, OR LAMBS' LETTUCE

This small salad is used during the winter and spring months as a substitute for lettuce and is also cooked and used like spinach. In warm weather the plants will mature in four to six weeks. During August and September sow the seed in shallow drills about one foot apart. If the soil is dry it should be firmly pressed over the seed in order to secure prompt germination. On the approach of severe cold weather, cover with straw or coarse litter. The plants will also do well if the seed is sown very early in the spring and like most salad plants, are greatly improved if sown on very rich soil; indeed the ground can scarcely be made too rich for them.

CORN—SWEET or SUGAR

Bantam-Evergreen

creamy yellow when in condition for the table, than the Golden Bantam.

This new variety is the result of a direct cross between Golden Bantam and Stowell's Evergreen. In the Bantam-Evergreen we have the excellent qualities of both parent stocks making it one of the most delicious table varieties ever produced. The kernels are plump and the skin very tender. Ears are medium to large and remain in condition for eating much longer

Country Gentleman

This is one of the standard later varieties of Sweet Corn and a decided favorite with a great many growers. The ears are long, cob small and thickly covered with irregular rows of grain; sweet and delicious. A vigorous grower, stalks 6 to 7 feet high.

Crosby's Early

An Excellent Variety of Fine Quality.

The Crosby is planted very extensively in the New England States, and is a favorite for canning factories. It is the use of this variety which has gained for Maine sweet corn its reputation for quality.

Ears are medium in size; grain short, nearly square, very white, tender and sweet; twelve rows or more on the ear. Stalks about four feet high and perfectly hardy.

Early Evergreen

It has been proven both on our trial grounds and in the field to come into fit condition for use much earlier than Stowell's Evergreen and to remain in condition quite as long. Ears about 7 inches long, with sixteen to twenty more or less irregular rows with very deep grain which is of the very best quality. A standard main crop variety for home garden and market; also well adapted for canning

Early Minnesota

The standard early variety, of strong growth. Ears larger than the Cory, and matures between that variety and the Crosby. Eight rows of quite large sweet grain.

Early Premo

An Extra Early Sweet Corn of Splendid Quality.

Grain is pure white on ears 5 to 7 inches long, very desirable for the early market. In some localities growers claim the Premo matures four or five days ahead of Cory or any other extra early sorts. This corn is sure to prove a great favorite.

Golden Bantam

An Extremely Early Variety of Most Delicious Flavor.

The skin is very tender, and where this corn has been sold by market gardeners, all customers pronounce it the finest sweet corn they have ever eaten. Stalks are dwarf, but very sturdy; ears usually 5 to 8 inches. The dry grain is a pretty yellow color, very firm and will stand planting in cold ground better than almost any other sort.

Kendel's Early Giant

Remarkably large in ear for a second early sort and very popular in some localities. Stalks about five and one-half feet high. Ears about eight inches long, twelve rowed, grain rather broad and shallow, quality excellent.

Mammoth White Cory

One of the Largest and Best Extra Early Varieties of Sweet Corn.

A favorite with market gardeners on account of the size and beauty of the ears, and is as early as any sweet corn in cultivation.

Stalks grow strong, about four feet high, and nearly every one bears two good ears. The grain is large, broad and of excellent quality for so early a corn

90-Day Monarch

The corn is a light color, almost white; does not shrink nearly as much as the average sweet varieties. Ears grow long and large on good stout stalks, very prolific. The flavor of the corn is excellent, and will command the highest price in any market. For canning factories the 90-DAY MONARCH beads the list. Medium Early.



90-DAY MONARCH CORN

Charlevoix

An early variety or intermediate, yellow grained sweet corn of distinctive merit. Ears about seven inches long, usually twelve rowed and when in condition for use are light creamy yellow in color. The grain is rather short, very sweet and tender and is unsurpassed in quality. In season it is a few days later than Golden Bantam, but remains in condition much longer than that variety. An excellent sort both for the home and the market garden.

Black Mexican

surpassed by none in tenderness and fine quality. For family use we consider it for second early in the south. Stalks about six feet high.

This corn, when in condition for the table, cooks remarkably white, but the ripe grain is black or bluish black. It is the most desirable second early sort. It does especially well

Stowell's Evergreen

The standard main crop variety, and if planted at the same time with earlier kinds, will keep the table supplied until October. It is hardy and productive, very tender and sugary, remaining a long time in condition suitable for boiling. Our stock has been carefully grown and selected to avoid the tendency to a shorter grain and deterioration in the evergreen character of this best known of all late sorts.

Rice Pop Corn

kernels long, pointed and resemble rice; color white. Probably no variety of pop corn is superior to this for parching.

A very handsome and prolific variety. Ears short;


CRESS

It may be planted very early but repeated sowings are necessary to secure a succession. Keep off insects by dusting with Pyrethrum Powder.

Curled, or Pepper Grass

much used with lettuce, to the warm, pungent taste makes a most agreeable addition.

CULTURE.—The seed should be sown in drills about sixteen inches apart, on very rich ground and the plants well cultivated.



RICE POP CORN

Cucumber

Plant as soon in the Spring as danger of frost is over and ground warm and mellow, in hills 4 feet apart each way. Place 15 or 20 seeds in a hill and cover $\frac{1}{2}$ inch deep. When danger of bugs and worms is past, thin to 4 of the strongest plants in a hill. It is desirable to enrich the bottom of the hills with well rotted manure, which should be thoroughly mixed with the soil.

Boston Pickling or Extra Early Green Prolific

A distinct and very productive variety extensively grown for pickles. The fruits are of medium size, very smooth, symmetrical and bright green.

Chicago, or Westerfield Pickling

Very popular with market gardeners. Fruit medium length, pointed at each end, with very large and prominent spines; color deep green. It is an extremely prolific variety and is one of the best for those who want crisp, coarsely spined pickles.

Early Russian

Earliest and hardiest, vine vigorous and productive. Fruit three to four inches long, thick, oval, pointed at each end and covered with fine, small spines.



EARLY RUSSIAN CUCUMBER



BOSTON PICKLING

Improved Long Green

Produced by selection from the Long Green. Vines vigorous and productive, forming fruit fit for the table nearly as early as the shorter sorts; fruit about twelve inches long, firm and crisp. The young fruit makes excellent pickles, and when ripe is the best for sweet pickles. We offer a carefully selected strain, uniformly long and of good form, with the large warts and spines well distributed over the surface instead of being clustered at one end as in inferior stock.




Extra Long, or Evergreen White Spine

BEAUTIFUL IN SHAPE AND COLOR
AND OF THE FINEST QUALITY

The fruit is long, cylindrical, dark green with very white, crisp and tender flesh.

An entirely new and distinct sort developed through very careful selection. We aim to secure the best possible table cucumber. The vine is vigorous and productive, and comes into full bearing earlier than the Bismarck. An excellent sort for culture under glass.





IRONDEQUOIT MAMMOTH CUCUMBER

Cumberland

A new cucumber and the best pickling variety ever introduced.

The Cumberland was produced by crossing Parisian Pickling and Peerless White Spine. It is a rapid and vigorous grower and very prolific in fruit and will prove a most profitable variety to raise.

The Pickles differ from all other hardy sorts in being thickly set with fine spines over the entire surface, except the extreme end; and during the whole period of growth, from the time they first set until fully grown, the form is exceptionally straight and symmetrical, thus being as choice as a slicing variety as it is for pickles. The flesh is firm, but very crisp and tender at all stages.

We offer it in full confidence that it will please our customers in every particular.

Irondequoit Mammoth

The largest and best quality cucumber of the white spine type that has ever been produced. The fruit in outdoor culture grows from 12 to 14 inches in length. Crisp, mild and delicious. A vigorous grower and very productive. Market gardeners can by growing the Irondequoit Mammoth, very readily compete with fruit grown under glass.

DANDELION

Sow early in the spring, in very warm, rich soil, in drills eighteen inches apart; thin the young plants to five inches in the row and cultivate well; they will be fit for cutting the next spring. When grown for the roots, sow in September and cultivate well during fall and the following summer; the roots will be fit to dig in October.

Cultivated or French Common

A decided improvement on the wild dandelion. It is very early and vigorous.

EGG PLANT

CULTURE—

Egg Plant seed germinates slowly and should be started in strong heat, for in this, as in all sub-tropical plants, it is of importance to secure a rapid and continuous growth from the first, the plants never recovering from a check received when young. When the plants have formed two rough leaves, transplant to three or four inches apart. When the ground is warm, and all danger not only from frosts, but from cold nights is past, harden off the plants by gradual exposure to the sun and air, and decrease the supply of water, then *carefully* transplant into open ground, setting the plants two and a half feet apart. If needed, shade the young plants and protect them from the potato bug, which will often destroy them. Some seasons Egg Plants will fail to set fruit or will not begin bearing until too late to mature, no matter how faithfully they may have been cared for. This is especially likely to happen if the summer is cool and rather moist. We know of no certain remedy for it, though pinching of the ends of the branches after the plants begin to bloom, and not letting more than two or three fruits set, is a good practice.



IMPROVED LARGE PURPLE EGG PLANT

Improved Large Purple

(SPINELESS.) This variety has about superseded all others both for market and private use. The large size and high quality of its fruit and its extreme productiveness make it the most profitable for market gardeners. Plants large, spreading; foliage light green; fruit very large, oval; dark purple. Plants usually ripen four to eight large fruits. Bear in mind that our stock is *spineless*, which is a great advantage in handling.

ENDIVE

Endive may be grown at any season of the year, but is more generally used late in the fall. Sow the seed in June or July, in drills fourteen inches apart, and when well started thin the plants to one foot apart. When nearly full grown, tie the outer leaves together over the center in order to blanch the heart of the plant. By covering every few days a succession may be kept up.



BROAD LEAVED BATAVIAN

Broad Leaved Batavian (Escarolle)

This variety has broad, thick, plain or slightly wrinkled leaves, forming a large head and is desirable for stews and soups, but if the outer leaves are gathered and tied at the top, the whole plant will blanch and may be used for salad.

Large Green Curled

An early, vigorous growing variety having the midribs of its outer leaves usually tinged with rose. The dense mass of finely cut leaves formed in the center blanches very readily. Highly esteemed and much used for salads.

KALE


Borecole, Kale and German Greens are general terms applied to those classes of cabbages that do not form heads, but are used in their open growth. Some of the varieties are the most tender and delicate of any of the cabbage tribe. They are hardy and are not injured by the frost.

CULTURE—As far north as New York they may be sown in September and treated like spinach, or they may be planted and treated like late Cabbage and will continue growing until very late in the season. In the South they will live and grow throughout the winter without protection. It is better not to cut or handle them when frozen, but if this is unavoidable, thaw them out in cold water. The young shoots which start up in the spring from the old stumps are very tender and make excellent greens.

SIBERIAN Sometimes called "Sprouts" and "German Greens." In this variety the very large, green leaves are comparatively plain in the center, but coarsely cut and frilled on the edge. The plant is low but spreading and very hardy.

DWARF CURLED SCOTCH or German Greens

A finely curled, spreading, low growing variety, very hardy and much used for greens. This sort, sometimes called Norfolk, is grown extensively in the south for shipment and is planted largely for the home garden. The leaves are long and attractive bright green. This sort is often used for garnishing.



DWARF CURLED SCOTCH

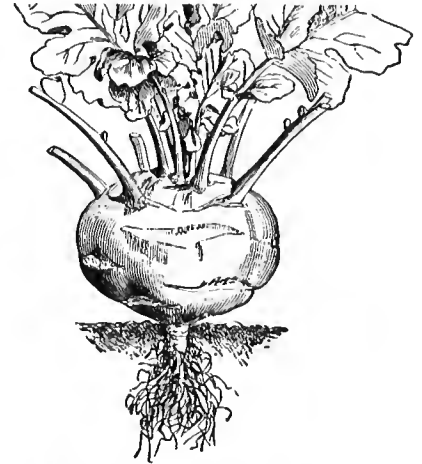
part is a turnip shaped bulb formed by the enlargement of the stem. When used for the table this should be cut when quite small, as it is then very tender and delicate but if allowed to reach its full size it becomes tough and stringy.

CULTURE—Sow in light, rich soil as early as possible, in drills sixteen inches apart, and when well established, thin to six inches apart in the row. One or two plantings at intervals of ten days will give a succession until hot weather, when they fail to grow well; but plantings may be made the latter part of July for fall use.

EARLY WHITE VIENNA Very early; small, handsome, white bulb. Best early variety for table.

KOHL RABI

The Kohl Rabi is a vegetable intermediate between the cabbage and turnip, and combines the flavor of each. The edible



EARLY WHITE VIENNA KOHL RABI

Lettuce

CULTURE—Sow in seed bed as early in Spring as the ground can be worked and at intervals thereafter. When plants have made 2 or leaves, transplant into rows, 15 inches apart and 1 foot apart in the row. For early forcing,

sow in hot-bed from commencement to middle of winter. Lettuce requires very rich, moist soil, and will do better when transplanted. For general crop, sow out doors as early in the spring as ground can be worked, in drills 18 inches apart and thin to 4 inches in rows.

Romaine or Cos Is distinct in having long, narrow, spoon-shaped leaves, folding into loose, sugar loaf-shaped heads which blanch better by having the outer leaves drawn about them and tied. Exceedingly crisp, tender and of delicate flavor.

Early White Self-Folding (Seed White)

Leaves yellowish-white very crisp and tender; a self-blanching lettuce of superior flavor. Sold also as Trianon.

Iceberg This variety is remarkable for its solid heads with well-blanching center leaves. The outer leaves are of upright growth and the strong white ribs curve inward forming a good protection for the head. Is equally good for early Spring planting and grows successfully even in hottest weather.




EARLY PRIZE HEAD

Early Prize Head This old standard variety is still the best of the large, thin-leaved, clustering sorts for the home garden, but it is not a good kind to ship long distances, as the leaves are so tender that they are easily spoiled in handling. The leaves are very large, crimped, bright green tinged with brownish red, and are exceedingly tender, crisp and sweet, forming a large, loose head.

Black Seeded Simpson One of the best for sowing outdoors where an exceedingly tender leaf is desired and for those markets which demand a very large, loose clustering sort of a light yellowish green color. Leaves ruffled and blistered and even the large outer ones are very tender. Uniformly attractive and remains of excellent quality a very long time.

Simpson's Early Curled (Seed White.) An early, erect growing, clustering variety. It may be sown thickly and cut when the plants are very young. Leaves broad, forming something of a head, and are frilled and blistered. Light green in color and exceedingly sweet, tender and well flavored. Popular in the New York markets.



SIMPSON'S EARLY CURLED LETTUCE



Hanson (Seed White.) Plants large, forming a large, flat head resembling that of cabbage, and so slow to form a seed stock that it often fails to go to seed. Outer leaves bright green with prominent light colored veins, inner leaves white and usually curved and twisted at the base; very tender and sweet. A standard summer head lettuce.

California Cream Butter OR ROYAL SUMMER CABBAGE

This variety of lettuce forms very solid heads; leaves extra crisp and finest quality. Plants are strong and vigorous, with large green leaves slightly splashed with brown.

Grand Rapids

As a forcing lettuce for greenhouses the Grand Rapids probably stands first. It makes a rapid growth, free from rot and will stand several days after being fit for market. The plants form upright loose heads with beautifully crimped leaves. Will stand shipping long distances better than most varieties as leaves do not wilt quickly.



May King On our Irondequoit trial grounds May King has proved to be a very desirable and superior heading sort. grown under glass it forms splendid, large and solid heads, fully as early as any of the forcing sorts. Outdoors May King was first to give good marketable heads. Light green in color and very attractive; unsurpassed in quality by any of the early sorts.

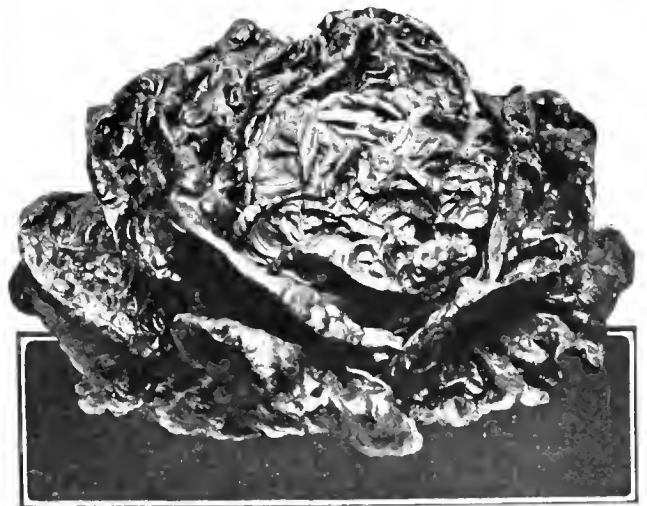
MAY KING *J.P.S.*

Big Boston

This variety has come into great favor with Truckers, and is particularly adapted for growing on Muck lands. Big Boston is usually grown for shipping, and we believe there is more of this variety grown for this purpose than all others combined. Plants large, very hardy, and vigorous. Leaves broad, comparatively smooth, and wavy at edge, thin, very hard and crisp; color light green. Our strain is obtained from carefully selected plants, free from tendency to bolt. We are supplying seed to the most critical growers with perfect satisfaction.



BIG BOSTON LETTUCE IN FIELD



Salamander

A Lettuce of Exceptional Merit

A very bright green and attractive variety. It forms large solid heads composed of thick, smooth, very tender leaves, the inner ones finely blanched, and all of the finest quality. It remains a long time in head before running to seed.

LEEK

Belongs to the onion family. Sow the seed and care for the young plants as for onions, but they need more room in order to develop. When the young plant is about the size of a goose quill transplant to a prepared bed in rows about two feet apart and four or five inches in the row. Set the roots deep and draw the earth to them when cultivating, so that they may be well blanched by the time they are fit for use.


LARGE AMERICAN FLAG. A variety which has become very popular with some market gardeners on account of its being larger than other varieties.

MUSK MELONS

CULTURE.—Cultivate as recommended for cucumbers, except that the hills should be six feet apart. *Rich earth* for the young plants is far better than manure, but if the latter is used, see that it is well rotted. If the plants grow very rank, more and finer fruit will be secured by pinching off the ends of the shoots when three feet long. The quality of melons of all varieties is largely dependent upon conditions of growth and ripening. Unhealthy vines or unfavorable weather produces fruit of comparatively poor flavor.

Burrell Gem


A grand new shipping melon. Flesh from orange to salmon color. Exceptionally sweet flavored. Shape slightly oblong and slightly ribbed. Skin is a dark green color with close brownish netting. Rind thin but tough. Has thick firm meat. Has stood shipping from Western melon growing states to New York without icing.



BURRELL GEM

Emerald Gem

A splendid variety. Fruit small to medium size, globular, or slightly flattened at the ends, only slightly netted and ribbed. Skin deep green while young, becoming slightly tinged with yellow as the fruit matures; flesh deep salmon-yellow, thick, ripening close to the rind and exceedingly high flavored. This variety has steadily grown in popular favor, and in many large markets leads all other kinds, because of its sweetness and convenient size.



EXTRA EARLY HACKENSACK.

Extra Early Hackensack

We offer under this name a very distinct stock, different from that often sold as Extra Early Hackensack. The fruit is medium sized, nearly round, with deep ribs and very coarse netting. The flesh is green, a little coarse but very juicy and sweet.

Improved Surprise

No other Musk Melon ever introduced has met with so great favor as our strain of the Surprise Melon. This same melon is also sold as Tip-Top and Irondequoit. Either for market gardeners or for home use the Improved Surprise in its season is unequalled by any melon grown. Vines hardy, and productive; fruit oval, not deeply ribbed, covered with slight patches of netting; skin yellowish white; flesh deep salmon color, very rich and high flavored.

Osage or Improved Miller's Cream

Fruit medium sized, oval, slightly ribbed, dark green in color, covered more or less with shallow netting. The flesh is deep salmon colored and very thick, there being but a slight cavity in the center of even the largest fruit. A favorite variety for the later markets. We have taken a great deal of pains to develop the thick, deep, rich colored and fine flavored flesh of this sort, and careful comparisons on our trial grounds prove it to be unequalled, even by "Special Selected Seed", offered at very high prices.

Sensation

An early, rich orange-fleshed table luxury. This melon in general characteristics is very similar to the famous Rocky Ford, except that the Sensation is a true orange-fleshed melon of the finest quality and flavor. Vines are extremely hardy and very productive. Flesh is very thick, entirely free from strings, and there is but a small seed cavity. Skin is entirely covered with netting, making it one of the very best shipping melons.



BIG BENDER


Big Bender

An extra large, delicious, salmon-fleshed melon. Vines are vigorous, producing an abundance of large well netted melons of superior flavor and the very best shipping and keeping qualities. Many specimen melons from our stock weigh from 10 to 15 lbs. and yet the flesh of these large melons is melting and luscious. On account of the size and quality combined with extreme earliness the Big Bender Melon has come to be the great favorite with market gardeners in this locality.

Defender


One of the most valuable Musk Melons ever introduced.

A splendid variety. One of the very best yellow fleshed sorts, and in some respects is far superior to any of this class. The medium sized fruit is oval in shape, slightly ribbed, covered with gray netting. The flesh is firm, fine grained, rich, deep yellow, darker than that of the Osage, and of higher flavor. The vine is vigorous and very productive. The fruit, because of its hard, firm rind, keeps and bears shipment remarkably well. We know of no yellow fleshed sort so desirable for either the home or market garden.



Netted Gem or Rocky Ford

This has become one of the most popular of small or basket melons, and is shipped in large quantities from Colorado and Arizona. The fruit is oval slightly ribbed, densely covered with coarse netting. Flesh thick, green, very sweet and highly flavored. We offer an exceptionally fine stock of this sort, the fruit being wonderfully uniform in shape and quality.



NETTED GEM OR ROCKY FORD

I met a man here last night and he said he wanted some cabbage seed, and he said his neighbor had some last year and he said it was the best around here.

Orlo Slatet, Outagamie Co., Wisc.

Will say your seeds have given the best results. My garden attracts attention as one of the finest in the locality and I give credit to good pure seed, the kind that grows.

Mrs. Lottie Spitler, Wood Co., Ohio

Send me price on different kinds of garden seeds. I have tried your seeds and think they are the best I have ever used.

Louis Scherer, Mercer Co., Ohio.

Your garden seeds that I sold last Fall are simply immense.

M. Blue, Livingston Co., Mo.

The Garden Seeds I sold have given good satisfaction. They came up quickly.

T. A. Montgomery, Augusta Co., Va.

I think that I can sell twice as much as last year. Did not find one person who had anything to say against your seeds. Thanking you for your square dealings, and hoping to be in the field for you again this Fall, I remain,

Byron Brown, Cortland, Co., N. Y.

It would do you good to see our lettuce and other vegetables from the seed which I got from you. They are fine and I am well pleased with all the seed which I have from you.

M. A. Bortz, Mercer Co., Pa.

Father had an enormous crop of Danish Cabbage from your seed which yielded him over 15 tons per acre and people came to his place for miles to see his crop.

C. A. Prachel, Wayne Co., N. Y.

I grew 13½ tons of Rock Red Cabbage from ¼ acre of your seed. One of my neighbors had 3 acres of Rock Red grown from other seed and he got only 10 tons from the three acres.


Henry Hosenfelt, Monroe Co., N. Y.

I purchased some of your garden seeds last spring from one of your agents, and would like to get some more this spring. They were the best seeds that I ever used. Will you please send me a catalogue?

R. Gordon Morton, Erie Co., Pa.

PETOSKEY or Paul Rose


A yellow fleshed sort of suitable size for a basket melon and of the finest quality. Fruit oval, about five inches in diameter and in general appearance much like the Netted Gem. Flesh orange colored, high flavored, very thick, firm and sweet. For those who prefer the high flavor of the yellow fleshed sorts this new variety will be very welcome, as it is fully equal to the popular Osage in quality and is of more convenient size. It is the best yellow fleshed melon of basket size and form.



PETOSKEY OR PAUL ROSE MUSK MELON

WATER MELONS

CULTURE—In Water Melon culture it is essential to get good, strong vines early in the season. These may be secured by forming large, well drained hills of earth, about 8 feet apart, made very rich with an abundance of well rotted manure, which should be thoroughly mixed with the soil, for if left in a mass it will lead to the plants burning out under the hot sun. In these hills plant the seed as soon as the ground is warm and dry, and carefully protect the young plants from insects and hasten their growth by the use of liquid manure.



MONTE CRISTO OR KLECKLEY'S SWEETS WATERMELON

DIXIE A popular market sort. Vine vigorous, large growing and hardy, fruit medium sized to large, about one-third longer than thick. Color of skin dark green, striped with a lighter shade; rind thin but tough; flesh bright scarlet, ripens closely to the rind, is of the best quality and free from the hard, coarse center which is so objectionable a feature of many shipping melons.


Monte Cristo or Kleckley's Sweets This most excellent variety is unsurpassed for home use or near markets. The vines are vigorous and productive. The fruits are medium to large, oblong, tapering slightly towards the stem end, dark green, often showing fine russeting. The flesh is very bright, rich red and is exceedingly sweet. The variety is so crisp and tender that it will not stand shipping.

Tom Watson

A large, long melon similar in shape, color and splendid quality to Monte Cristo but averaging larger in size and with tougher rind, making it especially adapted for shipping. Vines vigorous and productive. Flesh rich red, sweet and tender. Seed white, more or less marked with brown.



TOM WATSON WATER MELON



EARLY IRONDEQUOIT WATER MELON.

Early Irondequoit

In the Early Irondequoit we offer the earliest water melon in cultivation. The shape of fruit is slightly oval with irregular stripes, mottled dark and light green. Flesh is tender, sweet and excellent flavor; bright red.



SWEET HEART WATER MELON

SWEET HEART

This melon was introduced in 1894

It has no equal as a shipping melon.

Vine vigorous and productive, ripening its fruit early. Fruit large, oval, very heavy, uniformly mottled light and very light green. Rind thin but firm. Flesh bright red, firm, solid but very tender, melting and sweet. Fruit retains its good quality for a long time after ripening.

PEERLESS

One of the best sorts for private gardens and for market gardeners who deliver direct to consumers.

Vine moderately vigorous, hardy, productive; fruit medium sized, oval, finely mottled; rind thin; flesh bright scarlet, solid to the center, crisp, tender and of the highest flavor.

CITRON

Grows uniformly round and smooth, striped and marbled with light green. Flesh white and solid; seeds red. It should be borne in mind that this variety is not used for eating in the raw state, but for preserves, pickles, etc.



CITRON

MUSHROOMS

The Mushroom is an edible fungus of a white color, changing to brown when old. The gills are loose, of pinkish-red, changing to liver color. It produces seed and there is developed a white fibrous substance in broken threads, called spawn, which is developed and preserved in horse manure, pressed in the form of bricks. Thus prepared it will retain its vitality for years. Mushrooms can be grown in cellars, in sheds, in hot-beds or sometimes in the open air, the great essential being a uniform degree of temperature and moisture. Fermenting horse manure, mixed with an equal weight of fresh sod loam, is made into beds the size required and eight to twelve inches deep. See to it that the bed is packed firmly and evenly. In the course of a few days the inside temperature of the bed will fall to about 70° or 75°, then plant the broken pieces of spawn nine inches apart; cover the whole with two inches of light soil and protect from cold and rain. One brick will plant eight to ten square feet of bed. Mushrooms appear in about six weeks. Water sparingly with lukewarm water.

PURE CULTURE MUSHROOM SPAWN. By a newly discovered process of selection and grafting, the spawn is scientifically propagated so that large, vigorous and fine flavored mushrooms are reproduced. Earlier, more productive and a marked improvement on the wild spawn, either French or English.

Brick (about 1½ lbs.) postpaid

MUSTARD

Mustard is not only used as a condiment but the green leaves are used as a salad or cut and boiled like Spinach. Sow as early in the Spring as the ground will permit, in drills about eighteen inches apart, covering one-half inch deep. For succession, sow every few weeks until autumn. Water freely. In the south the seed should be sown in autumn and the plants used early in the Spring as a salad and for greens.

WHITE ENGLISH. Leaves comparatively smooth and deeply cut; color medium dark green. The plant is upright in growth, inclined to branch as it approaches early maturity and soon bolts to seed.

OKRA, or Gumbo

Plant in hills about four feet apart, putting six to eight seeds in a hill and after the plants are well started, cut out all but two. Gather the pods when quite green and about an inch and a half long.

Mammoth Long Pod


Plant dwarf, very early and productive. The pods are long, slender, deep green and remain tender much longer than most sorts.

ONIONS

CULTURE—Onions require a rich soil and where manure is used it should be plowed under in the Fall so as to be thoroughly mixed with the ground before the seed is sown. Cultivate the ground *thoroughly as early in the spring as possible*. Sow in rows 14 inches apart, setting the drill so seed will be one half inch deep. Cultivate with wheel hoe as soon as rows can be seen

which should be followed in a few days with a second hoeing, after which weeding should be carefully done.

As soon as ripe the bulbs should be gathered into rows and the tops cut off when dry. Do not store in large piles. Store in crates allowing air circulation or spread in dry place.



SOUTHPORT WHITE GLOBE

SOUTHPORT RED GLOBE

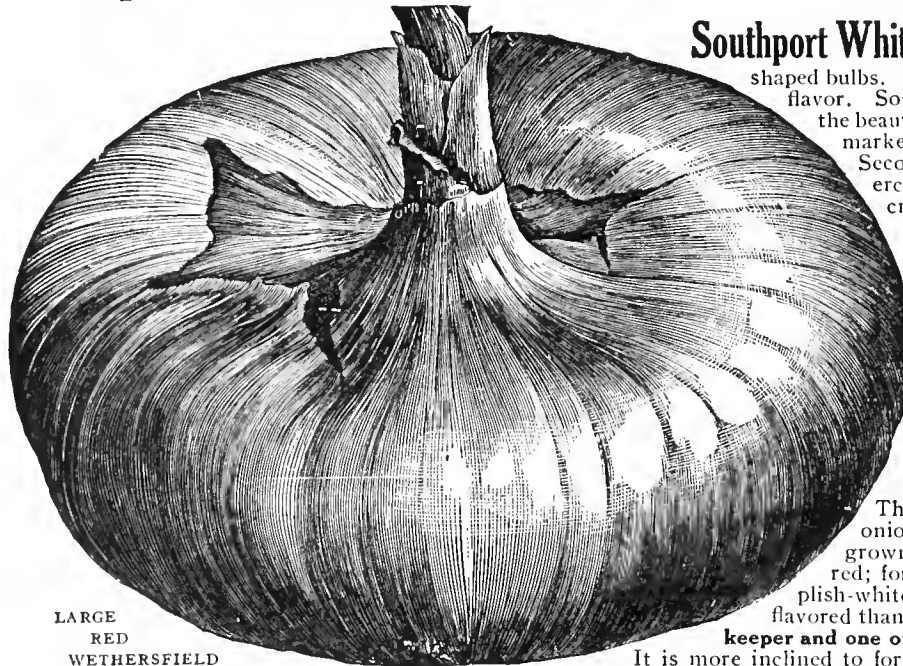
SOUTHPORT YELLOW GLOBE

Southport Yellow Globe

The Onions from Southport, Conn., generally command an extra price in New York markets because of their beautiful shape and color, due partly to the variety grown and partly to the favorable soil and extra care taken in handling the crop. The Southport Yellow Globe is of medium size, spherical, with small neck, very deep, rich yellow color, and of superior quality. We offer a strain of especially good quality and much superior to that usually sold.

Southport Red Globe

This variety is of the same general character and quality as the Southport Yellow Globe, but the color is a rich red.



LARGE
RED
WETHERSFIELD

Southport White Globe

Yields abundantly, producing handsome and uniformly globe shaped bulbs. The flesh is firm, fine grained, and of mild flavor. Sometimes called White Globe. To produce the beautifully white onions so much sought in every market, one must first of all have good seed. Second, grow well on *rich* lands. Third, exercise great care in harvesting and curing the crop. In Southport they "cord" up the onions in long rows, the bulbs on the inside and cover with boards so that the bulbs are well protected in the open air from rain or dew, which would be sure to discolor them. We have by years of careful selection and breeding developed a strain which has no equal in uniformity and beauty of shape and color.

Large Red Wethersfield

This is the standard Red Variety, and a favorite onion in the East, where immense crops are grown for shipment. Large, skin deep purplish-red; form round, somewhat flattened, flesh purplish-white; moderately fine grained, and stronger flavored than the other kinds. Very productive **the Best keeper and one of the Most Popular for General Cultivation.** It is more inclined to form large necks if planted on unsuitable soil than the Danvers, but is the best variety on poor soil.



YELLOW GLOBE DANVERS

Yellow Globe Danvers The ideal Danvers onion was originally oval or nearly flat, and it has been thought by many that its small neck and splendid ripening habit could only be obtained in onions of that shape, but we have by careful selection and breeding developed a strain having to a remarkable degree the ripening habit and small neck of the original Danvers, and yet decidedly more globular in form, thus giving larger yields and handsomer bulbs without sacrificing any of the good qualities of this most popular of yellow onions.

Mammoth Yellow Prizetaker A very handsome onion of the largest size, and nearly globular in form. Skin is yellowish brown; flesh white, mild and tender. It is one of the best of the large European sorts. If started very early in hot beds it will produce mammoth onions the first season.

Eaton Co., Mich., I sowed 3½ pounds of your Onion Seed and will harvest about 700 bushels. Expect to put in five acres next Spring and want to purchase the seed from you.

Signed, H. W. HORNER.



MAMMOTH SILVER KING ONION

Mammoth Silver King

An enormous flat onion, resembling the White Italian Tripoli, but is larger, slightly later and a better keeper, making it better suited for fall and early winter market. Skin silvery white; flesh pure white, very tender and mild flavored.

New White Queen

A two purpose onion.

The small ones may be reset to produce large stock.

Considered the very best pickling onion.

A very white skinned variety of especial value for pickling. If seed is sown out of doors in spring it will produce bulbs about an inch in diameter, maturing very early. If these bulbs are set out the following spring, or if plants are grown under glass in winter and set out in the spring, they produce large onions.



1st Year

White Portugal or American Silverskin

This is a medium sized onion of mild flavor and with beautiful, clear white skin. The variety is a favorite with many for use when young as a salad or bunching onion and for pickles. It usually matures about ten days earlier than White Globe and is fine for fall and early winter use. It is an excellent medium early sort for gardeners who do not care to plant more than one variety. The bulbs are nearly round when of bunching size, somewhat flattened when mature. This is the best flattened white onion for northern latitudes.

PARSLEY

Very useful for flavoring soups and for garnishing. The green leaves are used for flavoring, or they may be dried crisp, rubbed to a powder, and kept in bottles until needed.

CULTURE—It requires rich, mellow soil. The seed is even slower than parsnip in germinating, and should be sown as early as possible in the spring, in drills one foot apart, and when the plants are well up thin to one foot in the row. When the plants are about three inches high cut off all the leaves; the plant will start a new growth of leaves which will be brighter and better curled, and if these turn dull or brown they can be cut in the same way; every cutting will result in improvement. The moss curled variety makes beautiful border plants.

Champion Moss Curled A compact growing, finely cut and much curled variety, of a bright green color. Owing to its fine color and density of foliage, it is much sought.

Turnip Rooted, or Hamburg The root is the edible portion of this variety and resembles a small parship both in color and shape. Flesh white, a little dry and in flavor is similar to celeriac. The foliage is practically the same as that of Plain Parsley. The roots can be dug late in the fall and stored in sand for winter use. Extensively used for flavoring soups and stews.



CHAMPION MOSS CURLED



LARGE BELL OR BULL NOSE PEPPER

PARSNIP

The value of the Parsnip as a culinary vegetable is well known, but is not generally appreciated at its full value for stock feeding. On favorable soil it yields an immense crop of roots, which are more nutritious than carrots or turnips, and particularly valuable for dairy stock.

CULTURE—They do best in a deep, rich, sandy soil, but will make good roots on any soil which is deep, mellow, and moderately rich. Fresh manure is apt to make the roots coarse and ill-shaped. As the seed is sometimes slow to germinate, it should be sown as early as possible, in drills 2 feet to 2½ feet apart; cover one-half inch deep, and press the soil firmly over the seed. Give frequent cultivation, and thin the plants to five or six to the foot.

Hollow Crown or Guernsey

Root white, very tender, with a smooth, clean skin. The variety is easily distinguished by the leaves growing from a depression on the top or crown of the root.

PEPPER

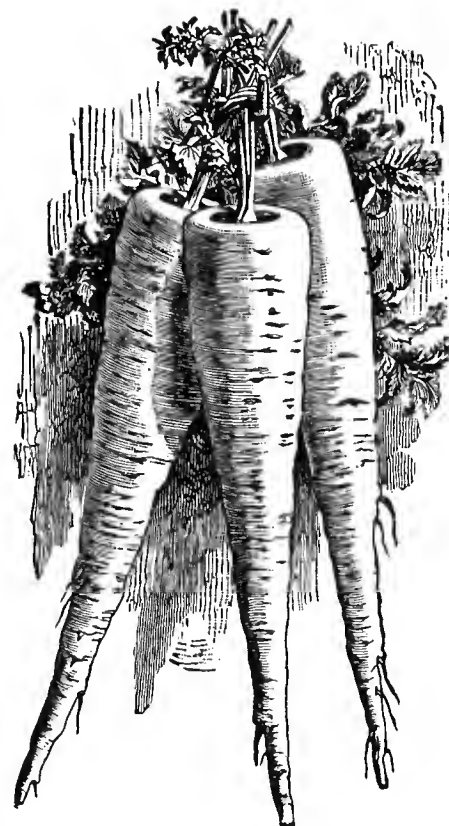
The culture of pepper is the same as for egg plant; the plants need quite as much heat to perfect them, though they may mature sooner and may be sown a little later. Guano, hen dung, or any other bird manure, hoed into the surface soil when the plants are about six inches high, will wonderfully increase the product and also improve the quality of the fruit.

Large Bell or Bull Nose

Our stock of this well-known variety which is sometimes called Sweet Mountain is a great improvement on the best stock obtainable only a few years ago. Plant vigorous, compact, very productive, ripening its crop uniformly and early. It is one of the most popular and desirable sorts. Fruit large cylindrical, with thick, mild flesh; of excellent quality for use in salads and pickles; color bright red when ripe.



LONG RED CAYENNE PEPPER



HOLLOW CROWN. OR GUERNSEY

Long Red Cayenne A rather late sort having a long, slim, pointed pod, and when ripe, of a bright red color. Extremely strong and pungent

"Chinese Giant" Red Pepper

This is the largest and finest mild Red Pepper. It is immensely productive for so large a pepper, and its enormous size and magnificent appearance make it sell most readily. The plants are vigorous in growth, but of stocky habit, seldom more than two feet in height. They are well branched and thickly set with enormous fruits. Frequently half a dozen peppers will touch each other, as if on a single bunch. The flesh is extremely mild and may be sliced and served as a salad.

Giant Crimson Pepper

This is a new pepper of exceptional merit. Pods are extremely large, sweet and very attractive. Plants are vigorous growers and produce an abundance of rich red fruit and will be found a much more profitable variety to grow than the Chinese large podded sorts which are inclined to be shy producers, Pkt. 10c.

Ruby King

An improved American variety, very large and attractive. The plants are about two and one-half feet high, vigorous, compact and productive. The fruits are often four to four and one-half inches long and of deep green color when young, bright red when ripe. The flesh is thick and mild flavored. One of the best varieties for mangoes or stuffed peppers.

Pimiento Pepper

The fruits of this very productive sort are exceptionally smooth and glossy, of good size, medium length and attractive color. The flesh is very thick and solid, mild and of very fine flavor. Desirable not only for salads and stuffed peppers but it is also the sort used largely by canners. The plants are vigorous and upright, about two to two and one-half feet high, with short, broad, dark green leaves. The fruits are deep green when young becoming deep red as they mature.

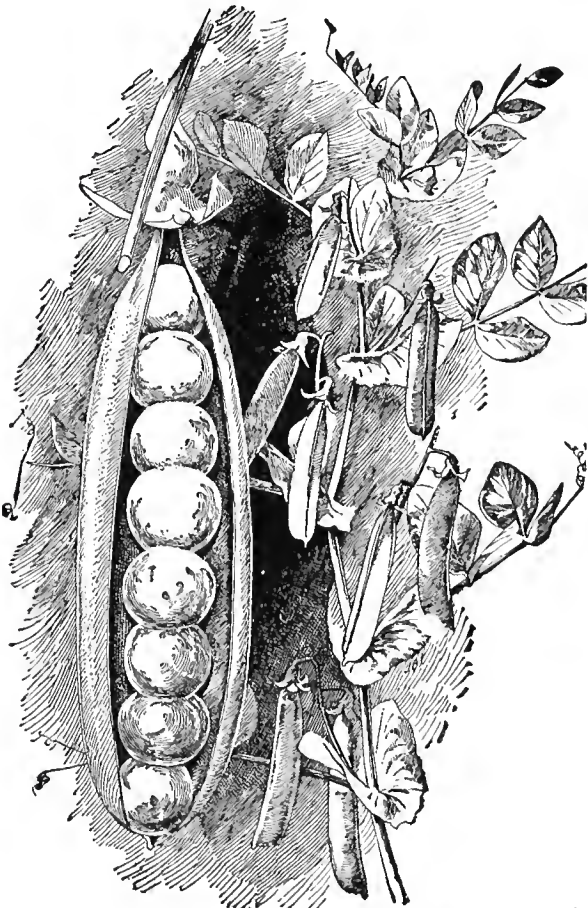


Grafton Co., N. H. I bought \$5.00 worth of seeds which proved to be very fine. The peas were so fine that I had a mind to have a photograph taken of them and send it to you. Kindly send me a catalogue next year and I will try to send you a good order.
G. H. Clayton.

Orange Co., Vt. Will you kindly send me a list of different varieties of garden seeds. I have never tried your seeds, but have an Uncle that says he cannot get anywhere near as good seed elsewhere as he gets of you. Send me list as soon as you can.
H. Eugene Stickney.

PEAS

CULTURE.—For early peas the soil should be light and warm, but for general crop a moderately heavy soil is better. Sow as early as possible a few of the earliest varieties on warm, quick soil. For succession select sorts that follow each other in ripening. *The crop should be gathered as fast as it is fit for use. If even a few pods begin to ripen, not only will new pods cease to form, but those partly advanced will stop growing*



NOTT'S EXCELSIOR PEA

Nott's Excelsior

THE BEST EARLY DWARF PEA.

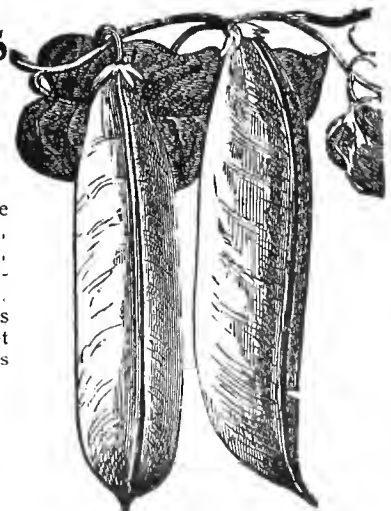
It combines to a wonderful degree the good qualities of the American Wonder and Premium Gem Peas without their deficiencies.

The vines are larger and more vigorous than American Wonder, and earlier and more prolific than Premium Gem. The Peas in sweetness and quality are unsurpassed.

A most desirable sort for the market gardener, and unsurpassed for the home garden.

McLean's Little Gem

A very desirable early dwarf, green, wrinkled variety, growing about fifteen inches high. When green it is very large, sweet and of delicious flavor.



MCLEAN'S LITTLE GEM PEA

REMEMBER we pay all transportation charges. Other houses require you to add 15c per quart for these charges

Everbearing

A variety maturing soon after the Gems, and continuing a long time in bearing. Vine stout, about eighteen inches high, and the season and soil are favorable, the plant will throw out from the axil of each leaf branches bearing pods which will mature in succession, thus prolonging the season. The peas are large and wrinkled, cook very quickly, are tender, of superior flavor and preferred by many to any other sort.

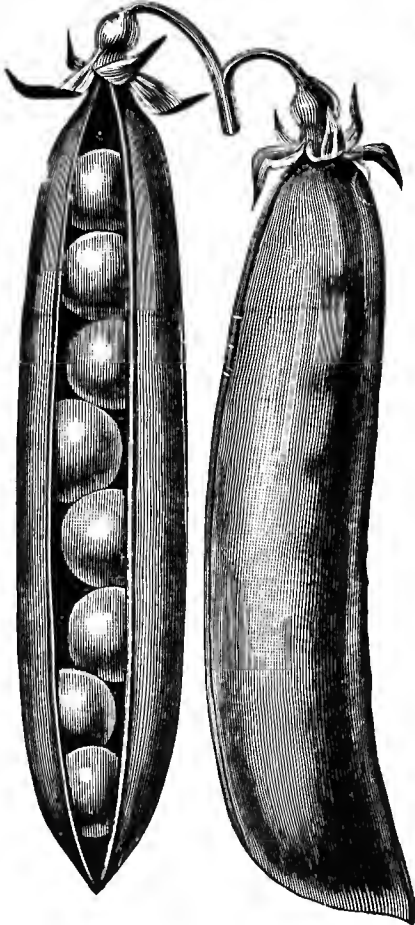
EVERBEARING
PEA



Gradus

The Earliest Large-Podded Pea in Cultivation.

An extra early wrinkled pea. Vine of this most distinct sort is similar to the Telephone, but only three to three and one-half feet high. The immense pods are as large as those of the Telephone, uniformly well-shaped and more attractive than those of most earlyies. The peas are very large, of splendid quality and beautiful color which they retain after cooking. This variety is practically the same as that sold as Prosperity. We have taken great pains to secure true stock and have it well grown, so we are sure that everyone who purchases our seed will be pleased with the variety. The gardener should try it.

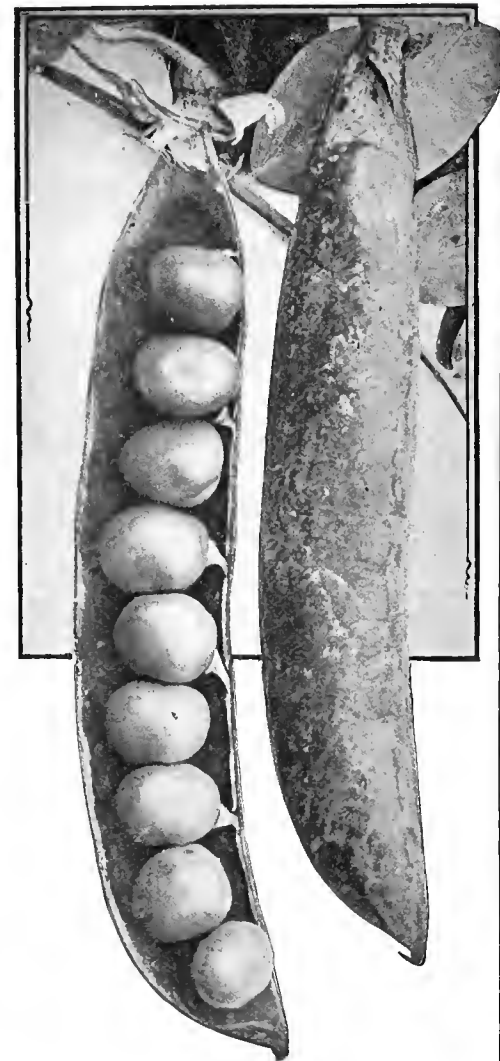


GRADUS PEAS

New Dwarf Champion

One of the Richest and Best-Flavored Peas in Cultivation.

This is a dwarf-growing strain of the popular Champion of England, which for many years has been the standard large-podded late or main crop variety. While growing only two feet in height, it retains all the excellence of the parent tall variety. In warm soils and locations this dwarf type will give better results than the old strain. The vines are strong but short-jointed and stocky in growth, setting large pods freely. The pods are three inches in length, round and well-filled to the end.



THOMAS LAXTON

Sutton's Excelsior

A new extra early dwarf wrinkled pea which is sure to become a great favorite on account of its large handsome pods. The Sutton's Excelsior vines are similar in growth to those of the Nott's Excelsior, about 12 to 14 inches high, but gives longer and more attractive pods; pale green in color, peas sweet and delicious.

Thomas Laxton

An Extra Large Podded Early Pea, following close to the Gradus in point of earliness. A new, early, wrinkled variety of great merit. Vine three to three and one half feet high, similar to that of Gradus but darker in color, hardier and more productive. Pods large, long, with square ends, similar to but larger, longer and darker than those of the Champion of England and as uniformly well filled. The green peas are very large, fine colored and unsurpassed in quality. We are certain that this pea needs only to be known to become one of the most popular sorts for the market and home garden, as it is certainly one of the best varieties yet produced.

Laxtonian

This very handsome wrinkled pea is the largest podded of the dwarf varieties on our list. The beautiful dark green pods are similar to Gradus in shape and splendid quality, are very nearly as large in size and often mature a little earlier. The vines are vigorous and productive, averaging fifteen to eighteen inches high; foliage dark green; pods about four inches in length. Seed light green, large, wrinkled, flattened, irregular in shape.

Telephone

This fine, second early pea has proved to be a valuable acquisition. Vines vigorous, growing about four feet high, with large, coarse, light colored leaves, and


Producing an Abundance of Very Large Pods Filled with immense Peas, which are Tender, Sweet and of Excellent Flavor.

It comes into use just after the Premium Gem and is one of the best sorts for either home or market. Notwithstanding the large amount of inferior and spurious stock which has been sold, no pea of recent introduction has gained more rapidly in popularity than this, thus showing that **It has sterling merit which gardeners appreciate.** The stock we offer is prolific and has been carefully selected.

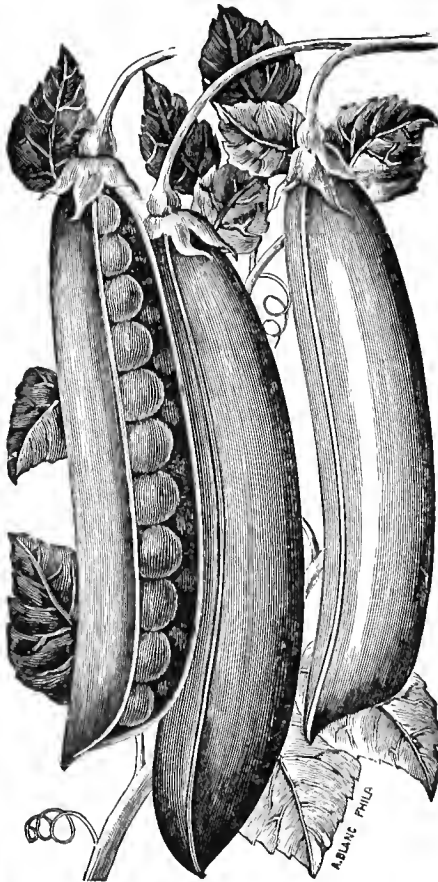
Smooth Peas

Earliest of All or Alaska

By careful selection and growing we have developed stock of this smooth, blue pea, which in evenness of growth of vine and early maturity of pods is *unequaled by any other extra early pea.* Vines two to two and one half feet high, unbranched bearing four to seven long pods which are filled with medium sized, bright green peas of excellent flavor. Ripe peas small, bluish green. **Matures all the crop at once and is an invaluable variety for market gardeners and canners.**



TELEGRAPH PEAS



EARLIEST OF ALL OR ALASKA



TELEPHONE PEAS



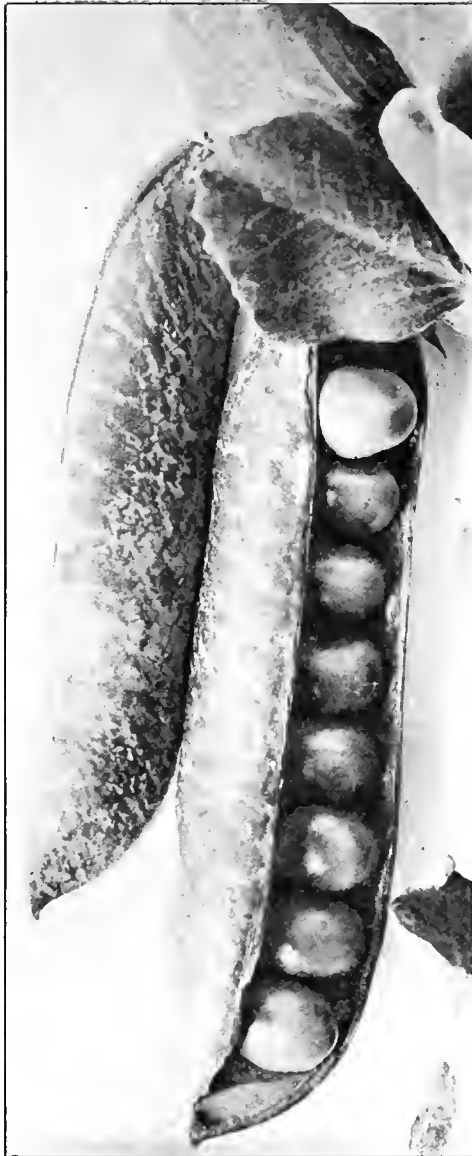
Telegraph Peas

A splendid second early variety. Stronger growing and hardier vines than the Telephone. Vines about four feet high; pods extra large; peas green, very large, exceptionally tender and of the finest flavor. When dry the peas are almost smooth.

Mammoth Luscious Sugar Edible Podded Wrinkled Peas

There is a class of peas little known in this country, but much used abroad, in which the large sweet, brittle and succulent pods have none of the tough, inner lining found in the ordinary varieties of garden peas; they are used in the same way as snap or string beans. The best of these edible podded sorts is the Mammoth Luscious Sugar, and our strain is exceptionally fine. The pods are very large, extremely tender, fine flavored, and are borne in great abundance in vines four to five feet high.

REMEMBER we pay all transportation charges. Other houses require you to add 15c per quart for these charges



ALDERMAN PEA

Alderman (Second Early.) This comparatively new pea is in many respects the very best early main-crop variety of the valuable Telephone type. The vines grow nearly five feet high, are dark green, vigorous and exceedingly productive. Pods very large, long, dark green, similar to Duke of Albany and about the same in season. The peas are of largest size and unsurpassed in quality. Market gardeners are demanding the large podded, dark colored sorts which retain their fine appearance even after shipping a long distance. The Alderman answers these requirements and furthermore is the most productive variety of this class. We recommend it unreservedly

Improved Stratagem


A splendid main crop variety. Most stocks of the large podded, semi-dwarf, English varieties of peas have been so wanting in uniformity and evenness of type as to disgust American planters, but by constant effort we have developed a stock which comes true and we do not hesitate to pronounce it one of the best of the large podded sorts. The pods are of largest size and uniformly filled with very large, dark green peas of the finest quality.

Little Marvel An excellent dwarf sort for the market and home garden. The pods average a little longer than those of Premium Gem, are more attractive in shape and color and the peas are of superior quality. The vines are sturdy, nearly eighteen inches high, heavily set with straight, deep green pods, square ended at the bottom and nearly three inches in length. Its season is about the same as Premium Gem. Seed large, green, wrinkled.

I bought Tomato and Cabbage seed from your agent, sowed the same in boxes and in five days it came up in fine shape. Mrs. F. Lee, Todd Co., Minn.

The customers I sold your Garden Seeds to are highly pleased. I used a good many myself and all proved satisfactory. Peter Miller, Clarion Co., Pennsylvania.

I can say that your seeds are excellent. It seems as if every seed that I sowed grew. R. P. Bryant, Todd County, Minn.




IMPROVED STRATAGEM

Your Garden Seeds have given good satisfaction. I got a good recommend from every man I asked about them. F. E. Bowman, Lackawanna Co., Pa.

I sowed your seed last Spring and have the best Garden I have had for years. Mrs. Fanny Holland, Saratoga County, N. Y.

PRINCE EDWARD PEA The Largest Podded Pea ever Produced

As the name implies the Prince Edward Pea is of English origin. At the leading Agricultural shows it has always taken first prize. There is a constantly increasing demand for large podded peas on account of the saving of time in picking. This variety produces pods seven inches long and upwards, containing 8 to 13 dark green peas of finest quality. Vines grow exceedingly thrifty and free from blight or mildew, 5 to 6 feet in length and enormously productive. The most luscious flavor of these peas combined with the tremendous size of pod is sure to make them as popular in this country as they now are in England.



PRINCE EDWARD PEA

BIG TOM PUMPKIN

A Choice New Pumpkin.

Enormous Yields and Excellent Quality.

This grand new Pumpkin is the result of many years selection from the old Golden Marrow or Michigan Mammoth Pumpkin. So careful has the selection been made, that the Big Toms will run uniformly to more than twice the size and weight of the original parent stock.

20 TONS PER ACRE were produced on the field from which this photograph was taken. The size and shape of the pumpkins are well shown in the foreground of this picture.

QUALITY. The skin and flesh are of a deep, rich orange color, of excellent flavor for pies, etc., cooking soft and tender. For table use and stock feeding, no more profitable or better variety can be grown.



FIG. 10 OF BIG TOM PUMPKIN FROM WHICH OUR SEED WAS SAVED



NEW MONSTER PUMPKIN

NEW MONSTER PUMPKIN

We offer a very choice strain of this desirable variety.

Our strain of New Monster Pumpkin is of French origin and comes from selected stock of the mammoth varieties grown so extensively for stock feeding.

PRODUCES THE BIGGEST PUMPKINS GROWN sometimes measuring six feet in circumference and weighing from 200 to 250 pounds.

DESCRIPTION—Outside color deep orange-yellow; flesh very thick, fine grained, tender, of bright yellow color, and of excellent quality for pies and other uses.

We have tested this variety for a number of years, so that we can recommend it in the very highest terms. Be sure to order the New Monster.



PIE PUMPKIN

PIE PUMPKIN

We consider this a true pumpkin rather than a squash as it is sometimes called, but under any name it is a decidedly good acquisition. It makes a pie which most people consider superior to one made from any other variety of either squash or pumpkin. The nearly round, comparatively small fruit is covered with a fine gray netting over a smooth, yellow skin. Flesh very thick, sweet and fine flavored.

RADISH

Cultivated chiefly for its roots, though the young seed leaves may be used as salad and the green seed pods for pickles. For the home garden, sow on rich, sandy soil as early in the Spring as it is fit to work. For forcing, sow in hot beds, having very rich, sandy soil, made perfectly level. Scatter evenly over the surface from 60 to 150 seeds to the square foot, and cover with 1/2 inch of soil sifted on, and attend carefully to the watering and airing. If the bed is a good one, the whole crop can be marketed in twenty-one days.

and cover with 1/2 inch of soil sifted on, and attend carefully to the watering and airing. If the bed is a good one, the whole crop can be marketed in twenty-one days.

Chartier or Shepherd


This variety is very desirable for outdoor culture. Roots soon attain a nice size for the table and continue firm and delicious until at least one and one-fourth inches in diameter, thus giving good roots for a much longer time than the early forcing sorts. Roots are oblong, scarlet rose in color and taper gradually to a white tip. Very attractive.

Early Scarlet Globe

This variety will give marketable roots as early as the small forcing, extra early sorts, and when fully matured are much larger. Slightly olive-shape, skin bright scarlet color; flesh white and very crisp. We consider this one of the very best first early sorts for forcing.

French Breakfast

A medium sized radish, olive shaped, small top, of quick growth, very crisp and tender, of a beautiful scarlet color, except near the tip, which is pure white. A splendid variety for the table, on account of its excellent quality and its beautiful color.



FRENCH BREAKFAST RADISH



EARLY SCARLET TURNIP, WHITE TIPPED

Early Scarlet Turnip, White Tipped.

A beautiful variety, deep scarlet with white tip, and is becoming very popular as a market sort. Fully as early as Non Plus Ultra; has as small a top and may be planted as closely; it is more attractive in appearance. Cannot fail to give satisfaction as a forcing radish. Sold also as Rosy Gem, Rapid Forcing etc.



EARLY LONG SCARLET SHORT TOP IMPROVED RADISH

Early Long Scarlet, Short Top Improved

This small topped sort is about six inches long, grows half out of the ground, and is a standard and excellent sort either for private gardens or market use. It continues brittle and tender until July. The roots are very uniform in shape, smooth and very bright red in color. The flesh is white and crisp.

Icicle

A handsome, long, pure white radish. Roots somewhat shorter with smaller tops than Long White Vienna and maturing a little earlier. One of the most desirable of the white, summer sorts.

Packet 5c.

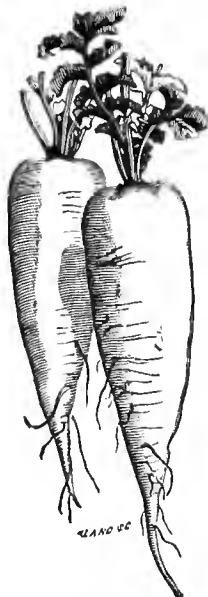
Philadelphia White Box

An early, pure white radish, a little more flattened than Early Scarlet Turnip Rooted

and a trifle later in maturing. While generally used for early out-door planting, its small top makes it suitable for forcing. Flesh white, semi-transparent, crisp and tender.

White Strasburg

This grows to the largest size and is usable when quite small, thus covering a long season. The mature roots are four to five inches long and about two inches thick, very white; the flesh is exceedingly crisp and tender. One of the best of the large summer sorts.



WHITE STRASBURG

WINTER RADISH

Sow about the same time as winter turnips, on light, rich soil, in drills, 18 inches apart; give frequent cultivation, and thin 2 to 6 inches apart, according to size of variety. For winter use, pull before severe frost, and store in damp sand in cellar.

California Mammoth White China

First introduced into this country by the Chinese in California. It is pure white, about 1 foot long, and 2 or 3 inches through, tapering regularly to the tip. The flesh is tender and crisp, keeping well through the winter.



ICICLE RADISH

Half-Long Black Spanish

Roots round, sometimes top-shaped, three or four inches in diameter; skin black, flesh white, very compact and highly flavored. An excellent sort for winter as the roots keep a long time.

CRIMSON GIANT RADISH

After thorough tests we highly recommend this valuable Radish to our customers.

A variety extraordinary in that, while growing to an unusually large size, it is always tender, crisp and of mild flavor. It remains in perfect condition a remarkably long time, and unlike other forcing varieties, does not become pithy even when twice their size in diameter. Root turnip shaped; color a beautiful crimson-carmine; flesh firm, crisp and tender. While very desirable as a second early forcing variety, we especially recommend it for outdoor planting.



CRIMSON GIANT RADISH.

RAPE DWARF ESSEX FOR SOWING

There is only one "best" variety of Rape for forage and that is Dwarf Essex. Do not be deluded into buying inferior grades by unscrupulous dealers or exaggerated advertisements. **There is no plant that will give as heavy a yield of forage at such a small cost as this,** and its general cultivation would add largely to the profits of American farms. Especially valuable for green manuring and pasture. When fed off by sheep it will probably do more to restore and make profitable exhausted soils than any other plant. Beware of the worthless annual variety that is often sold and which is not only worthless for forage but once planted is liable to become a pernicious weed. Biennial.

CULTURE—Prepare the ground as for turnips and sow in June or July, with a turnip drill, in rows two and one-half feet apart, at the rate of two and one-half pounds of seed per acre. It may be sown broadcast at the rate of five pounds of seed per acre. **Special prices on quantities quoted on request.**

RHUBARB or Pie Plant.

Rhubarb, familiarly known as Pie Plant, or Wine Plant, is cultivated in gardens for its leaf stalks, which are used for pies and tarts. Immense quantities are now annually sold in all the large markets. No private garden should be without it.

CULTURE—Rhubarb succeeds best in deep, somewhat retentive soil, and the richer this is and the deeper it is stirred, the better. Sow in drills an inch deep, and thin out the plants to six inches apart. In the fall, transplant into very highly manured and deeply stirred soil, setting them four to six feet apart each way, and give a dressing of coarse manure every spring. The stalks should not be plucked until the second year, and the plant never allowed to exhaust itself by running to seed. Our seed is saved from selected plants of the Linnæus, Victoria, Giant and other improved sorts.



SALSIFY

SALSIFY or Vegetable Oyster

CULTURE—It succeeds best in a light, well enriched soil, which should be stirred to a good depth. Coarse and fresh manure should be avoided, as it will surely cause the roots to grow uneven and illshaped. Sow early and quite deep, giving the general culture recommended for parsnip. The roots are perfectly hardy and may remain out all winter, but should be dug early in spring, as they deteriorate rapidly after growth commences. Store a quantity for winter use in a pit, or in a cellar in damp earth or sand.

Mammoth Sandwich Island

This is in every way superior to the Large White, being larger, stronger and less liable to branch. Invaluable to market gardeners.

SPINACH


Spinach is very hardy, extremely wholesome and palatable, and makes a delicious dish of greens, retaining its bright green color after cooking.

CULTURE—Spinach should be planted in very rich ground, the richer the better. Sow in drills one foot apart, and begin thinning out the plants when the leaves are an inch wide. All should be cut before hot weather, or they will be tough and stringy. For early spring use, sow early in autumn and protect the plants with a light covering of leaves or straw. South of Philadelphia, Spinach can be grown without covering.

Long Standing An improved round seeded strain of excellent quality; after reaching maturity it remains in condition for use much longer than most sorts; leaves comparatively smooth and a very dark, rich green. Very popular with market gardeners.

New Zealand (*Tetragonia expansa*) Unlike true Spinach in type in that it thrives during hot weather and in any soil rich or poor. The tender shoots are of good quality and may be cut throughout the summer. The plant becomes very large and spreading; leaves small, broad but pointed. Plant three or four seeds in hills two feet apart each way. Germination can be hastened by soaking the seed in warm water twenty-four hours.

Savoy Leaved The earliest variety and one of the best to plant in autumn for early spring use. Plants of upward growth, with narrow, pointed leaves which are curled like those of Savoy Cabbage. It grows quickly to a suitable size for use but soon runs to seed.



SQUASH


The Squash is one of the most nutritious and valuable of all our garden vegetables. Few farmers appreciate the value of winter squash as food for stock. We think an acre of squash, costing no more to cultivate, and much less to secure, will give as much food available for feeding stock as an acre of corn, and we strongly urge our readers to try a "patch" for this purpose.

CULTURE—The plants are very tender and sensitive to cold, and planting must be delayed until settled warm weather. The general principles of culture are the same as those given for cucumbers and melons, but squash is less particular as to soil. The summer varieties should be planted 4 to 6 feet apart each way, and the winter sorts 8 to 10. Three plants are sufficient for a hill. In gathering the winter sorts, care should be taken not to bruise or break the stem from the squash, as the slightest injury will increase the liability to decay.

WINTER SQUASHES

Boston Marrow

A fall and winter variety, very popular in the Boston Market. Of oval form; skin thin, when ripe, bright orange mottled with light cream color; flesh rich salmon yellow, fine grained, and for sweetness and excellence unsurpassed, but not as dry as the Hubbard. We have an unusually good stock of this sort.




BOSTON MARROW SQUASH

Winter Hubbard

This is a superior variety and one of the best of winter squashes; flesh bright orange yellow, fine grained, very dry, sweet and rich flavored; keeps perfectly good throughout the winter; boils or bakes exceedingly dry and is esteemed by many to be as good baked as the sweet potato. Our stock is most carefully selected with regard to quality of the flesh and color and wartiness of the shell but the later

peculiarities are largely determined by the soils in which the squashes are raised. Our customers can plant this variety in perfect confidence that every fruit will be a pure Hubbard.



GOLDEN HUBBARD SQUASH

is warty, hard and strong and a very beautiful orange red color except for a bit of olive green on the blossom end. The flesh is a deep orange and uniformly so to the rind, never having the green tinge so objectionable in the older sort. It cooks very dry, fine grained and good flavored.

We believe this is the best fall and winter sort yet introduced and that it deserves to and will become a most popular variety. It certainly has no superior as a table squash.

Golden Hubbard

This is a true Hubbard Squash except in Color which is Bright Red.

The vine is a vigorous but not rampant grower and wonderfully productive, expending the energy derived from liberal fertilizing in the production of an increased number rather than of overgrown and coarse fruits as some varieties are apt to do. It ripens its crop very early and uniformly, thus making it a certain cropper. The fruits are very uniform in size, weighing from six to eight pounds, and in shape are like the Hubbard. Though maturing early they are wonderfully long keepers so they can be held over in good condition for spring use. The shell




WINTER HUBBARD SQUASH

Italian Vegetable Marrow or Summer Asparagus

(Cocozella di Napoli). Vines of bush habit, producing large, much elongated fruits, dark green at first but as they mature becoming marbled with yellow and lighter green in stripes. Fruits in best condition for the table when six to eight inches long, but can be used when much larger. The young and tender fruits when sliced and fried in oil constitute a vegetable delicacy very popular, especially in Naples.

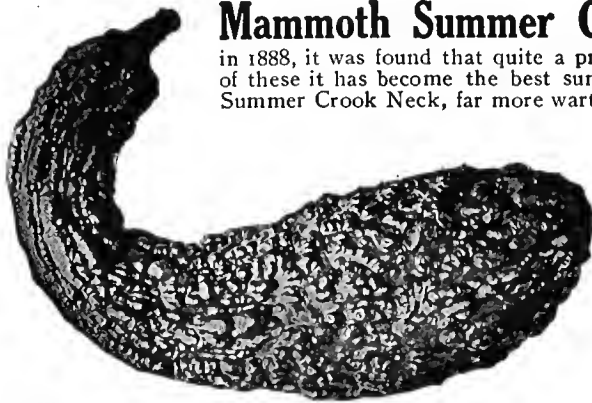
If fruits are picked when small, may be cooked in bunches like Asparagus and plants will blossom and produce for a considerable time if fruits are picked often.

Delicious Squash



A Choice, Early Winter Variety;
 Exceptionally Fine in Flavor;
 Flesh Extra Thick.

Description.—We are convinced that this Squash is particularly excellent in quality and in that respect is by some preferred even to the Hubbard. It is a very early winter variety of medium size; shell moderately hard but very thin; flesh thick, fine grained and bright yellow in color. Even when immature this squash is of very fine flavor and in condition for use.



Mammoth Summer Crookneck Squash When the stock of this very valuable variety was first obtained in 1888, it was found that quite a proportion of the vines made runners. By a vigorous weeding out of these it has become the best summer squash in existence. It is thrice as large as the ordinary Summer Crook Neck, far more warty and several days earlier. Color, bright yellow.

Mammoth White Bush Scallop Many seedsmen have listed Mammoth White Bush Scallop squash but until we set out our stock in 1895, there was no uniformly large, clear white, scalloped squash in trade. The fruit is a beautiful, clear waxy white, instead of the yellowish white so often seen in the old Early White Bush Scallop and is superior to that variety in size and beauty. The handsomest of the scalloped squashes.



TOBACCO

Tobacco is an annual plant and although it grows to greater size in the south, an equally good quality can be produced in the hot, dry summers of the north. We have taken a great deal of pains to ascertain which are the best varieties for the general planter, and believe the list we offer contains all that are of special merit.

CULTURE—The seed should be sown as early as possible after danger of frost is over. A good plan is to burn a quantity of brush and rubbish in the spring, on the ground intended for the seed bed, then dig and thoroughly pulverize the earth and mix with the ashes, after which the seed may be sown and covered very lightly. When the plants are about six inches high transplant into rows four or five feet apart each way, and cultivate thoroughly with plow and hoe.

Connecticut Seed Leaf Best adapted to the climate of the Middle and Northern States, as it is

more hardy and endures the cold better than the tender varieties grown south. In many of the Northern States and in Canada, this variety is the staple crop.

HAVANA The leaf of this variety is very thin and fine textured. It possesses a very delicate flavor and is extensively used for cigar wrappers.

\$311.75 FROM ONE POUND

C. E. Ackerman writes us as follows:
 "Henry Blood bought one pound of our Danish Ball Head Cabbage Seed, set three acres of Cabbage therefrom, from which he sold \$300.00 worth of Cabbage, besides selling \$11.75 worth of plants and had a lot of plants left.

Mr. King, one of the largest Cabbage buyers in the state of Wisconsin came here this Fall and went to Mr. Dukesberry and bought his crop of Danish Ball Head Cabbage grown from our seed. He said that was the kind of Cabbage he wanted to

buy and asked who else was growing Cabbage from the same kind of seed. Mr. Dukesberry told him the man who sold the seed lived right there. He came down to see me and got the names of the parties and went around and bought over three thousand tons of Cabbage grown from our seed, passing by Cabbage grown from other seed as not being what he wanted.

Chas. and Fred Israel, who are extensive Cabbage growers in this section and have been growing Cabbage for many years say the seed bought from you is the best they have ever had."

Signed, C. E. ACKERMAN, Niagara Co., N. Y.

TOMATO

All our tomato seed is grown from stocks raised strictly for seed purposes and from seed stocks carefully selected. We challenge comparison of our stocks with any offered.

CULTURE—Tomatoes do best on a light, warm, not over rich soil, and success depends upon securing a rapid vigorous and

unchecked growth during the early part of the season. Sow in hot beds from six to eight weeks before they can be set out of doors, which is when danger from frost is past. When the plants have four leaves transplant into shallow boxes or cold frames, setting them 4 or 5 inches apart. Give plenty of air, and endeavor to secure a vigorous, but steady and healthy growth, so that at the time of setting in the open ground they will be strong and stocky. Even a slight check while the plants are small will materially diminish their productiveness. Set out of doors as soon as danger from frost is over, but before doing so, harden off the plants by gradually exposing them to the night air and by the withdrawal of water until the wood becomes hard, and the leaves thick and of a dark green color. Transplant carefully, and cultivate well as long as the vines will permit. The fruit is improved in quality if the vines are tied to a trellis or to stakes.

Beauty We have been selecting this for a larger, smoother fruit than the original stock, and think we have made it the **Smoothest and Best of the Large Purple Sorts**. Vines large, vigorous and heavy bearers; fruit large, uniform in size, very smooth, color of skin purplish-pink; flesh light pink and of excellent flavor. While we think the color weak for canning, it is used considerably for that purpose.

Chalk's Early Jewel A new, bright-red tomato of large size and finest quality and flavor, maturing a few days after Earliana and June Pink. While the fruit begins to mature very early for so large a tomato, the vines are vigorous and will give a succession of pickings extending over a long season. Very desirable either for the market gardener or for home use.

Dwarf Champion This is a purple fruited variety which forms very stout, strong plants about 2 feet high. The branches are short, makes a bushy plant that stands quite erect without stakes. **This sort is often sold as Tree Tomato**. Fruit smooth, medium sized, color purplish-pink, fairly solid, but has no hard core, and is of good flavor. About as early as any purple fruited tomato, and is quite popular in some localities, both for market and home use.



EARLY DETROIT

Early Detroit This splendid variety is the largest and best of the early purplish pink tomatoes. The vines are vigorous and very productive. The fruit is very smooth, uniform in size, nearly globe-shaped, firm and of excellent quality. Early Detroit is one of the most valuable shipping tomatoes yet produced. It is also desirable for the home garden and near markets.

Improved Trophy

The Trophy was the first of the modern improved sorts, and it had qualities of color, size and solidity which entitled it to hold a place against the much lauded new kinds; though all admitted it lacked in smoothness and regularity. By most careful breeding and selection, there has been developed a strain in which all the original good qualities are retained and even intensified, and which compares favorably with any in smoothness, regularity and symmetry of the fruit. We offer our Improved Trophy as a sort whose large, strong growing, vigorous and productive vine and large, very solid, smooth, fine flavored and beautiful deep, rich red fruit, will satisfy the most exacting.

Golden Queen

Fruit large, smooth and symmetrical; color a beautiful golden yellow, sometimes with a slight blush of red, as smooth and well shaped as the best shaped red varieties and of superior flavor.



CHALK'S EARLY JEWEL

JUNE PINK

In the June Pink tomato we have a new purple-fruited variety, equal in vigor and earliness to our Scarlet Earliana, which has met with such favor. The fruit is large, smooth and of excellent quality, maturing extremely early. Many markets call for purple tomatoes and in the June Pink we are able to offer the earliest variety of this type ever originated.

Oneida Co., N. Y.

Customers highly pleased with goods, say the best ever received from any seedsmen.

I. W. YOUNG

Potter Co., Pa.

Most of the seed produced two plants each. It is the finest we ever had.

Grant Acker.




EARLIANA
TOMATO

Bonny Best The fruits of this desirable early sort are most attractive in shape and color. The crop ripens more uniformly than any other early scarlet fruited sort, and is of superior solidity and interior color. The vines are vigorous and produce a good crop of exceptionally round deep fruits, bright deep scarlet in color and of very good quality. One of the very best for gardeners whose trade demands fruits of beautiful shape and color. A good variety for the early market and home garden.

EARLIANA The earliest and best large smooth red tomato. Our experience with this new and most valuable variety confirms all that has been claimed for it. Market gardeners in this vicinity are enthusiastic in its praise, and grow it for early market in preference to any other variety. It is a full week ahead of all others. The plant is of strong vigorous growth, setting its fruit freely and in great abundance. The fruit is not only remarkable for its earliness, but for its large size, perfect form, bright red color, and delicious flavor. It ripens clear to the stem and does not crack. Its solidity and fine quality are equal to the best medium and late sorts. It has very few seeds, usually about one-third as many as other kinds, and for this reason cannot be sold at the price of heavy seed yielding sorts.

Improved Stone

This is the heaviest and most solid fruited of the large tomatoes of good quality.



STONE TOMATO

Our stock is distinctly superior to most of that offered under this name, being more uniform, better colored and larger. Vines vigorous and productive. Fruit round, apple-shaped, very large, very deep red in color and astonishingly heavy. This is the most popular variety for canning.

JOHN BAER An extra early scarlet fruited variety of superior merit. The vines are very hardy and exceptionally productive. The fruits are the largest of the extra early sorts and are also most attractive in color. They are nearly round, smooth, firm and of excellent quality. It is one of the very earliest to ripen its first fruits and it continues to furnish marketable fruits much longer than other very early varieties. It is an invaluable sort for market gardeners, shippers and canners.

TOMATOES—Continued

Ponderosa As the name indicates the fruit of this variety attains an enormous size; the largest in cultivation. Fruit is purple, very thick fleshed, quite free from acid and fine for slicing. Very small seed cells and few seeds. Vines vigorous but spreading.

Red Pear Used for preserves and to make "tomato figs." Fruits bright red, distinctly pear shaped and of excellent flavor. Our stock is the true pear shaped and not the larger red plum tomato so often sold under this name.

Matchless A large, bright red tomato, which has become very popular in the east. The fruit is large, very smooth and symmetrical, ripening well to the stem. The flesh is rich, bright red color and of fine quality though softer than that of either Improved Trophy or Stone.

Yellow Pear Fruits similar to the Red Pear, but of rich, clear, yellow color and quite distinct from the variety sometimes sold under this name.

Yellow Husk, or Ground Cherry Very sweet, mild flavor; used for preserves. Vines low and spreading. Fruits small, about one-half inch in diameter, enclosed in a loose husk. The seed we offer is that of the true Yellow Ground Cherry, not the purple fruited sort which is scarcely edible.

TURNIP

For feeding stock in fall and winter, there is nothing superior to Turnips and Ruta Bagas. Sow in drills about sixteen inches apart, and half an inch deep or sow broadcast, but in either case be sure to have the ground rich and freshly dug. Be careful to weed and thin out, so the young plants will not be checked and injured.

See page 43 for 30-Ton Ruta Baga

Early Purple Top Strap Leaved



EARLY PURPLE TOP

This is an early variety and a great favorite for table use; form flat, like a broad disc, and of medium size; color purple or dark red above ground, white below; flesh white, fine grained and tender; leaves few, upright in growth.



EARLY WHITE FLAT DUTCH

Early White Flat Dutch Strap Leaved

A most excellent early garden variety and largely used in the Southern States. Root medium size, flat; color white; very early, sweet and tender. It is desirable for table use, but it is spongy and inferior when overgrown.

Cow Horn, or Long White

This variety is clear white, except a little shade of green at the top of the root, which is long and carrot-like in form, cylindrical but usually ending in a point, and slightly crooked. The roots are often twelve to fifteen inches long by about two and one-half inches in diameter and grow about three inches out of the ground. The flesh is fine grained and well flavored, and for table use is in best condition when the roots are about two inches in diameter. Desirable for stock feeding and has obtained considerable favor as a market sort. The variety is of very rapid growth and well adapted for fall and early winter use.

Sweet German

Very popular in many sections, notably so in the New England states, grows to a large size and is considered one of the best for table use or for feeding stock. It partakes largely of the nature of the Ruta Baga and should be sown a month earlier than the flat turnips. The flesh is white, hard, firm and very sweet; keeps nearly as well as the Ruta Baga.

White Egg


An early, oval or egg-shaped variety with smooth, clear white roots of medium size which grow half out of the ground. The tops are small with leaves distinctly cut. The flesh is clear white, firm, fine grained and sweet. The roots when in best condition for use are usually about two inches in diameter and about three and one-half inches long.

RUTA BAGAS

or SWEDES

American Purple Top or Improved Long Island

This is a strain of Purple Top Yellow Ruta Baga of American origin, selected to a smaller top and much shorter neck than is usually found, while the roots grow to a large size and are of the finest quality. We consider this one of the most desirable kinds on our list. The roots grow to a large size, producing a very large yield. Cannot be excelled for stock feeding and are also desirable for table use being crisp and tender and free from woody fiber.



Purple Top White Globe

A globular variety nearly as large as Pomeranian White Globe, of beautiful appearance and the white flesh is of excellent quality, desirable for the table or stock; keeps well and is a fine market sort.



WHITE GLOBE

Yellow Globe

A very attractive and beautiful sort. Roots medium size, uniformly globular and perfect in shape, smooth skinned and of beautiful pale yellow color. Flesh crisp, tender and of fine quality.



YELLOW GLOBE

White Swede or Russian Turnip

This variety is an excellent keeper and very desirable either for the table or for stock. It grows to a very large size; flesh white, solid, of firm texture, sweet and rich.

Universal, or Canadian Gem

Root nearly round, purple above ground, yellow beneath; very small in top and neck; flesh yellow and of excellent quality. Variety is drought and mildew resisting to a remarkable degree.

HEAD OF DANISH "ROUNDHEAD" CABBAGE



LOAD SHOWING PART OF OUR IMPORTATION OF "DANISH ROUNDHEAD" CABBAGE

VELVET LAWN GRASS MIXTURE

(See Page 95)




TRIMARDEAU GIANT PANSIES

Our mixture produces all the most beautiful shades and extra large flowers.



COUNTESS
SPENCER



KING EDWARD
SPENCER

AGERATUM
(BLUE)
ALLYSSUM
(WHITE)
SALVIA SPLENDENS
(RED)

are the border flowers
used beside the walk.
in above picture.

KING ASTERS A magnificent
new type of Asters.

Petals extra long, narrow, and folded lengthwise
giving a pleasing quill-like appearance.

For description see page 82.




CHOICE FLOWER SEEDS



AGERATUM

AGERATUM A beautiful hardy annual. The flowers borne in dense clusters are very useful for bouquets and the plants are very attractive in the garden. The different varieties are from six inches to two feet high and are covered with bloom nearly all summer.

Mexicanum. Light blue about twenty inches high.
Imperial Dwarf White. Height eight inches.



ALYSSUM

ALYSSUM Every garden should have plenty of Sweet Alyssum, its small white flowers, borne in great profusion, are delicately fragrant and valuable for cutting. It is a good basket and pot plant, and valuable for carpet bedding. In the border sow thickly, so as to make a mass. It is desirable to sow the seeds early in spring, or even in the previous autumn. To prepare a basket for winter blooming, sow the seed about the last of August. If the plants come up thickly, thin them out, a dozen plants are enough for a good-sized basket. When out of bloom cut back; and they will produce another crop of flowers. Sweet. Hardy annual. Flowers small and sweet.

AQUILEGIA See *Columbine*




AMARANTHUS

or JOSEPH'S COAT

A hardy annual with brilliant foliage, giving great contrasts of color. Leaves red, yellow and green. Especially useful for groups, borders and foliage effects. Tri-color.

Antirrhinum

See *Snapdragon*



SEMPLÉ'S
BRANCHING
ASTER

ASTERS Asters, as a class, may be compared with Chrysanthemums, having all the forms. For summer and fall decorations they fill the place of this magnificent flower the best of anything we have. Seeds may be sown in the open ground, or started early in the spring in the house or under glass. The soil, about the plants should be rich and stirred frequently during the summer, and a vigorous growth encouraged. Annual.

Semple's Branching A class of very strong growing asters not coming into bloom until very late, but producing flowers so large, double, perfect in form and borne on such long stems, that florists often sell them for Chrysanthemums. Choicest mixture of the finest strains and colors. **Mixed Colors,**
PURPLE. **PINK** **WHITE.**

Aster Special

Owing to favorable soil and climatic conditions, the vicinity of Rochester has become the leading Aster seed producing center in America. While the immense newer types of Asters are naturally light seed producers, yet these flowers of marvelous grace and beauty can be grown from our seed in almost any part of the country.

Little wonder that some strains of Asters have been christened "ASTERMUMS" as these immense feathery creations at once remind one of the Chrysanthemum. On the back cover of this catalog we have reproduced in colors the new King Aster which will give you a fair idea of the type of this aster but to catch the real beauty of this flower you must see the blossom itself. One of the colored pages show a photograph of an entrance to a country residence where asters have been planted along the walk in an irregular border, separate colors being massed together making a most beautiful display. A few shillings expended for seed had given a wonderful touch of attractiveness to the surroundings.

Crego Asters The Crego aster is an extra large aster of the Giant Comet type beginning to bloom just ahead of the Mikado. Plants are hardy and give an abundance of large blossoms having long gracefully curled petals.

We offer the Crego in two colors, White or Pink.

Giant Comet Our strain of the Comet asters is also sold as "Astermums." The petals of the Comet aster are just a trifle wider than those of the Mikado, are extra long and beautifully recurved. This is one of the most popular sorts, continuing to bloom quite late in the season. Stems are long making it very desirable for cutting.

We offer White, Pink or Mixed colors.

Semple's Branching This is one of the older asters and has been a great favorite with amateurs. See description on page 81.



KING ASTER



COMET ASTER

King Asters The "King" asters are the newest type and the very latest introduction in this field. On account of its rare beauty it was christened "King of all Asters." This type is quite distinct in that the petals are closely folded lengthwise giving the flower a very light fluffy or feathery appearance and are of immense size. The plants are vigorous growers and bear the flowers on splendid long stems. This aster should be in the collection in every garden. In season the King asters are medium to late and continue to bloom a long time.

We offer White, Pink, Violet or mixed colors.

Mikado or Rochester Asters. See colored illustration and description on colored insert.

The Mikado asters are most strikingly beautiful and should be planted by every lover of flowers. Sometimes sold as "Astermums" on account of their immense feathery flowers.

We offer the Mikado in the following colors: White, Pink, Purple, Lavender or mixed colors.

Victoria Asters This is an old standard variety of pyramidal habit of growth, about two feet high and having a great range of colors.

We offer this in mixed colors only.

OUR SEEDS PROVE TO BE THE KIND THAT GROW

I am glad to say that your seeds have given splendid results. They prove to be the kinds that grow. It will make it easy to sell your seeds another year.

Yours truly, W. C. WILSON, Monroe Co., Ia.

I bought one packet of your mixed Phlox last spring with other seeds. I sowed the Phlox and was surprised at the result. There were from ten to twelve different colors, all beautiful to see. I can recommend your seeds to others.

Mrs. WM. CARROL, Ulster Co., N. Y.

I purchased of your agent over \$2.00 worth of seed at Kingston. All of the seeds gave good results. I am more than pleased and would highly recommend the seed to others. Mrs. WM. FINLEY, Ulster Co., N. Y.

I purchased seed for gardening of your agent and I think them the best garden seed I ever used. Would you please send me descriptive catalogue, and I will try and get spring orders for you.

EUGENE ORMSBEE, Schoharie Co., N. Y.

BABY'S BREATH *See Gypsophila*

BALSAM The garden Balsam is a native of India, and likes a bright sun and warm weather. The seed should be sown in the house, the garden after the ground has become warm. The seeds germinate quickly, and young plants make a rapid growth. When they are an inch or two high, transplant the seedlings four or five inches apart, so that they may have light and air on all sides, and by the time they are about four inches high, transplant to their permanent place. Set the plants at least a foot apart in soil that has been well enriched. Tender annuals. Two feet high. The flowers are very large, extra double. A superb strain.

Mixed Colors.

Batchelor's Button *See Centaurea*

BELLIS *See Daisy*

Butterfly Flower *See Schizanthus*



BALSAM

BIGNONIA RADICANS

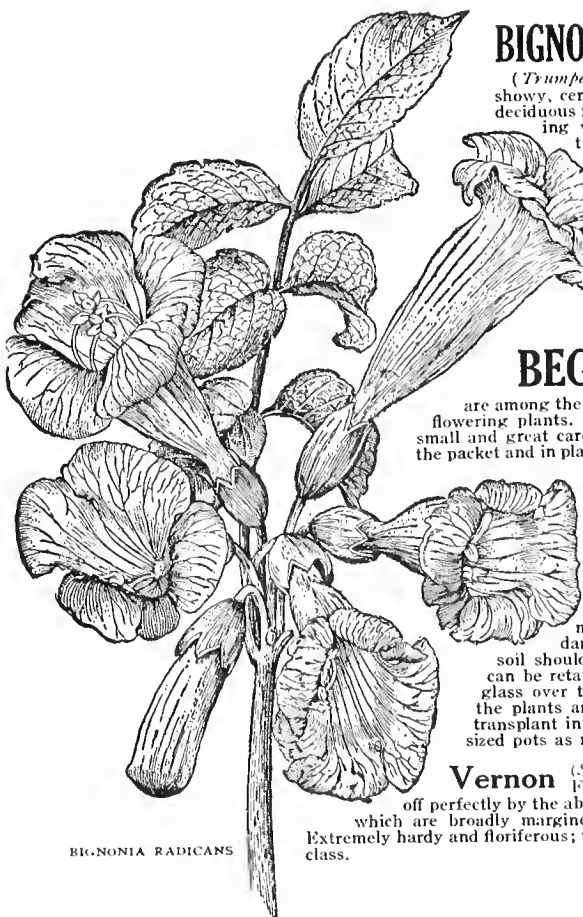
(*Trumpet Vine*). One of the most showy, certainly one of the best hardy, deciduous flowering climbers for covering verandas, arbors, trunks of trees, old walls, etc. Vines should be moderately pruned and well trained so as to afford a good circulation of air, thus insuring more and better bloom. Flowers a brilliant scarlet, trumpet shaped. Hardy perennial.

BEGONIA

Some of the newer forms of Begonias are among the most brilliantly beautiful of flowering plants. Begonia seed is extremely small and great care should be taken in opening the packet and in planting. Sow seed in February or March in shallow boxes or small pots plunged in moss. Open the packet directly over the surface to prevent any seed being lost. The surface of the soil should be very smooth and the seed carefully scattered on the surface and lightly pressed in. The moss should be kept quite damp, but the surface of the soil should not be watered. Moisture can be retained in the soil by placing a glass over the box or pots. When the plants are large enough to handle, transplant into small pots, and to larger sized pots as required.

Vernon (*Semperflorens atropurpurea*)

Flowers brilliant, rich red, set off perfectly by the abundant, glossy green leaves, which are broadly margined with bronze and purple. Extremely hardy and floriferous; the best of the semperflorens class.



BIGNONIA RADICANS

CANDYTUFT Candytufts have long been among the most highly prized of garden annuals. The best effect is produced by raising the plants in masses, the seeds being sown where the plants are to bloom. Sow in rows six to eight inches apart, and thin out the plants so that those remaining will have plenty of room. The soil should be rich, and when blooming time comes keep the plants well watered, especially if it be a dry time. The plants are very branching, and it is essential at times to prune away some of the shoots in order to increase the size of the flowers.

Fine Mixed. Six inches high, blooms the entire season; fine for edging. Mixed colors.

INDIANA CO., PA. Everybody is highly pleased with your Seeds. They say they are the finest lot of seeds ever seen in this section of the country. I say so too.


W. W. BRADY.



**Calliopsis
or Coreopsis**

Very showy border plants, producing in great profusion and for a long time flowers which are bright yellow and rich brown, either self-colored or with these colors and red contrasted.

Choicest Mixture



**Canterbury
Bell**

(CAMPANULA)

A handsome, hardy biennial of rich colors and a profuse bloomer. Grows best in light, rich soil. Should be transplanted in the

Fall or given protection against Winter weather.

Flowers large, bell-shaped and of striking appearance. Colors white, and many shades of blue, rose, lilac and violet.

Height two to four feet.

Double Mixed,

CAMPANULA

See Canterbury Bell



CENTAUREA

**CENTAUREA
or BATCHELOR'S BUTTON**

The Centaureas are an exceedingly interesting genus of plants, embracing annuals, biennials and perennials which though botanically alike are very different in appearance. Some are very valuable for the beauty of their silvery white, velvet-like foliage, the flowers being from seed.

Double Mixed. (*Batchelor's Button*). Produces larger, more globular flowers than the common variety.

**CELOSIA
or COCKSCOMB**

A class of plants having colored foliage and in which the innumerable small flowers and seed vessels together with their supports form a very brilliantly colored mass, sometimes gracefully arranged like plumes and sometimes more dense, being corrugated and frilled at the edge like a cock's comb. They form the gayest possible decoration, retaining their brilliant coloring for a long time after being cut. Very commonly grown out of doors but also adapted for the green house or conservatory. Half hardy annuals. Plant in light, rich soil and give plenty of moisture.

Dwarf Mixed. A mixture of the best dwarf growing sorts.

COCKSCOMB See *Celosia*

COLUMBINE

(*Aquilegia*). Every well regulated garden has a space devoted to hardy perennials and no bed of perennials would be complete without a due proportion of Columbines. They are of the easiest culture and when once established will furnish for many years a magnificent display of the handsomest flowers each spring and summer. The beds should be kept clear of weeds and given each year a liberal dressing of well rotted manure. Hardy herbaceous perennials; two to three feet high.

Mixed double, best and finest colors.

CUCUMBER VINE See *Wild Cucumber*

THE FINEST SEED THEY EVER HAD. If my patrons have met with the same success with their seed as my wife has with hers which she bought of you, I do not think it will be worth while to try and sell next spring, for it will take so much ground to put the plants on. I think most of the seed produced two plants each. It is simply the finest seed we ever had.

GRANT ACKER, Potter Co., Pa.

CANNAS

For a brilliant show all summer there is no plant excelling the Canna; nothing can exceed the beauty and variety of color of these magnificent bedding or greenhouse plants. Start the seed in heat in February; the plants will bloom by August in the greatest profusion.

FINEST LARGE-FLOWERING VARIETIES MIXED.

*In idle hours,
'Mong trees and flowers,
Where birds sweetly sing,
Let all care take wing;
Let thoughts Divine
Fill the soul of thine
And the Spirit of Spring
Will Happiness bring.*



CANNAS



CARNATIONS

CARNATIONS

The delicately rich and grateful odor, and perfect outline of the Carnation, secures for it a prominent place in all collections of plants, either for the house or garden. The plants may be potted in September, watered and shaded a few days, and they will go right along blooming all winter in a bright sunny window. Our mixture embraces a large variety of colors and are the cream of the standard varieties.

DOUBLE MIXED, producing many double flowers of all shades and colors.

CASTOR BEAN or RICINUS

The Ricinus has very ornamental foliage and beautiful showy fruit. Fine for the center of a bed, as it gives a magnificent semi-tropical appearance. Plant seed in open, very rich, deep-spaded ground, in a dry situation, as soon as safe in spring. Annual.

ZANZIBARENSIS (Zanzibar Castor Oil Plant.) New and distinct. The gigantic leaves, two to two and one-half feet across and the great size of the plant, surpass any other known Ricinus. We offer four varieties in mixture.

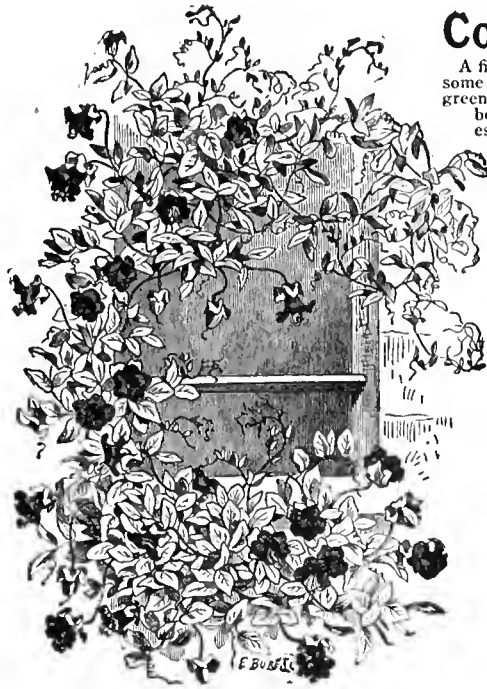
CHRYSANTHEMUM (GARDEN)

A very showy and effective garden flower. Especially desirable for cut flowers. These annuals are not the winter flowering sorts sold by florists.

CORONARIUM, Double Mixed.

CASTOR BEAN
OR RICINUS





COBÆA

Cobæa Scandens


A fine rapid-growing climber with handsome foliage, and large bell-shaped flowers, green at first, but rapidly changing to a beautiful deep violet blue. A well established plant, will run about thirty feet in a season, covering a large veranda with handsome foliage and beautiful flowers. Tender perennial.

Seed should be planted on edge and covered but lightly with soil.

CLEMATIS

Well known and universally admired, climbers, some of the varieties being remarkable for the size and beauty of their blossoms and others for their gracefulness. Fine for covering arbors, verandas, etc., as they cling readily to almost any object. Most of the kinds are hardy, herbaceous perennials, but some little protection in northern latitudes through winter is advised. The roots should be given plenty of water during dry weather to ensure free blooming, the plants being quickly injured if they become very dry.

MIXED. Extra choice, large flowering varieties with beautiful clusters of purple and white flowers



COSMOS

COSMOS A very effective, autumn flowering plant. Quite hardy and rapid growing, forming bush-like plants five to eight feet high and covered with large, single, dahlia-like flowers. Should be started in this latitude in March and transplanted to open ground about June 1st.

FINEST MIXTURE.

CYCLAMEN

Well known and universally admired tuberous rooted plants producing exceedingly handsome red and white flowers. Seed sown in spring, by autumn will produce a little bulb which if potted will bloom the following spring. Tender perennial; one foot high.

PERSICUM, MIXED. Of great beauty and many colors.



DAHLIAS

Owing to the introduction of many new varieties of American origin, the Dahlia has taken a wonderful leap into popular favor everywhere. On many accounts the Dahlia is a very desirable plant to grow. The flowers are showy and gorgeous. It commences to bloom in July and August, and continues flowering until cut down by frost. Both the single and double strains may be had in the greatest variety and beauty from seed. If planted early and forced they can be made to flower the first season. Tender herbaceous perennials.

FINEST DOUBLE, MIXED, seed saved from choicest double flowers.

DAISY

English Daisy or Bellis. Charming little plants for borders. Begin to bloom in spring as soon as the snow is gone and give a profusion of flowers for many weeks. The seed we offer is from our own improved double varieties which bear their flowers on stiff stems six inches above the low clusters of leaves making them suitable for bouquets. Half hardy perennial, very easy to grow from seed.

If sown early in hot beds will bloom first year, but the seed can be sown in the open anytime up to August. In the fall the plants should be set into permanent bed and covered with mulch.

Double Mixed.



FOR GET ME NOT OF MYOSOTIS

Forget-me-not or MYOSOTIS

*"A little modest flower, To
friendship ever dear."*

Perennial plants, flowering the first season if sown early. Small white and blue flowers. Seed may be sown in a hot bed and transplanted, or in the open ground in spring.

Alpestris blue.

Everlasting Flowers

*See Helichrysum
and Rhodanthe*

Four O'Clock

or MIRABILIS

Mirabilis is known as Four O'Clock because its flowers open about that time of the evening and fade the next morning. By the French it is called Belle de Nuit, or Beauty of the Night. It grows two feet high, with bright foliage and fragrant flowers of desirable colors. Set plants two feet apart. Makes a nice summer hedge if set a foot apart. Seed should be planted in the open ground where plants are desired. The roots may be taken up in the autumn, and preserved through the winter for spring planting, in the same manner as Dahlias.

Best Varieties Mixed.



FOUR O'CLOCK OR MIRABILIS

FOXGLOVE

(*Digitalis*). Grows to the height of three or four feet, affording dense spikes of brilliantly colored flowers which are terminal and half as long as height of plant. Colors white, lavender and rose. A valuable flower in every perennial garden; does not usually blossom until the second year. Hardy biennial or perennial.

Fine Mixed.



FOXGLOVE



GAILLARDIA

GAILLARDIA

Showy plants, flowering the first year and among the gayest ornaments of the garden.

Picta. One foot high; flowers crimson and yellow; petals tubular. Hardy annual; with root protection in winter is a perennial.

Fine Mixed.

GYPSOPHILA or BABY'S BREATH

Delicate, free flowering little plants covered with a profusion of small, star-shaped flowers. Well adapted for hanging baskets or edgings and valuable with other flowers for making bouquets.

Choice mixed. White and pink flowers. Hardy annual; one foot high.

HELIOTROPE

A half hardy perennial. Blooms the first year from seed. Especially desirable for the fragrance of its flowers and the long time it stays in bloom.

Dark Varieties.

Very Choice Mixed.



HELIOTROPE

HELICHRYSUM (*Everlasting*) Sometimes called Straw Flower. Large full, double daisy like flower heads with prominent centers and stiff overlapping scales, produced in various shades of bright yellow and scarlet on stems of good length. Desirable as dried specimens and for use in making winter bouquets. For this purpose the flowers should be gathered when on the point of expanding.

Sow early in spring; thin to one foot apart each way. Hardy annual; two to two and one half feet high.

Monstrosum, fl. pl., mixed. Largest double flowered.

HOLLYHOCK

"Queen Hollyhock, with butterflies for crowns."

In situations suitable for tall flowers we know of nothing better than the Hollyhock; and yet the improved varieties do not grow very high—from four to six feet being about the average. New plants are obtained from seed and dividing the root. Seeds sown in summer will give plants that will endure winter. The plants may be protected during winter with a little straw and evergreen boughs, or leaves Biennial.

Best Double Varieties Mixed.



GOURDS

GOURDS

These climbers grow ten to twenty feet high, producing curiously shaped and colored fruit. Very useful and ornamental for covering stumps, etc. A tender annual.


Mixed.

GOURDS

Japanese Nest Egg

Used as nest eggs, fruits are white, do not crack and are not injured by heat or cold.

Should be planted on soil not too rich or the Gourds grow too large.



KOCHIA TRICHOPHYLLA OR MEXICAN FIRE BUSH

LOBELIA A very useful genus of plants of easy culture and well adapted for bedding, pots or rockeries. It makes a neat edging for beds of white flowers and is very effective in masses, being completely covered with flowers for a long time. Half hardy annual.
Emperor William. A very fine, compact variety of intense blue flowers.



LOBELIA

JOB'S TEARS (*Coix Lachryma*). Curious ornamental grass with broad, corn-like leaves and seeds of a light slate color. Valuable for the formation of winter bouquets in connection with everlasting flowers. Strings of handsome beads are made from the seeds. Hardy annual; three feet high.

KOCHIA TRICHOPHYLLA
 or MEXICAN FIRE BUSH

A rapid growing annual foliage or hedge plant. Very symmetrical and attractive in growth, resembling a dwarf Fir Tree. Foliage grows fine and moss-like, of a bright green color. Late in the summer numberless small deep red flowers appear giving the bush a fire-like look. A hardy annual, growing about thirty inches high.

LARKSPUR

Delphinium. Beautiful plants. They prefer a cool soil and season. Sow seed in fall, or early in Spring. The annual varieties are free bloomers and produce large spikes of flowers, white, pink, rose, light blue, dark blue, and violet. In some varieties, the flowers are double, in others single. The beautiful plume-like foliage is very ornamental, and the whole rises are excellent for bouquets and table decorations.

ANNUAL VARIETIES.

Double Dwarf Rocket, Mixed, hardy annual; ten inches high.

Hardy Perennial Larkspur.

Produces a profusion of blossoms on spikes 4 to 5 feet high, very stately and attractive. Easily grown from seed which can be sown any time from early spring until August. Prefer a cool location and are strikingly effective as background for borders or when planted amongst shrubbery.

Special Selected Mixed Colors.



LARKSPUR

LOVE-IN-A-MIST

(*Nigella*). This singular plant is also known as Lady-in-the-Green and as Devil-in-the-Bush because the blossoms are partly concealed by the abundance of finely cut foliage. Both plant and flower are handsome and require but little care. Hardy annual.

Damascena fl. pl. Double blue flowers; one and one-half to two feet high.

MOMORDICA
 BALSAM APPLE

(*Balsamina*). A curious annual climber with yellow blossoms and gracefully cut foliage. The fruit is round, when ripe it bursts open and shows a brilliant interior of large carmine colored seeds. Fine for trellises, etc.

MOON FLOWER

(*Ipomoea grandiflora alba*) One of the most vigorous of all the summer climbers and will grow thirty to forty feet in a single season and be covered with its large, white flowers every evening and cloudy day. The hard outer coat of the seed should be cut through with a sharp knife, care being taken not to cut any deeper than the hard shell and the seed planted about one inch deep in moist soil in a box or pan and set in a warm place. If the soil be kept moist, germination will take place in about two weeks. After the plants are up, plant outdoors in sunny situation when danger from frost is past. Known as *Ipomoea Noctiflora*. Tender annual.

MOURNING BRIDE

Scabiosa or Sweet Scabious This is one of the most attractive of the old fashioned flowers. Its great abundance and long succession of rich colored fragrant blossoms borne on long stems make it one of the most useful of the decorative plants of the garden. It has been greatly improved of late years, producing larger and more double flowers of greater variety and brilliancy of color than in the old type. Hardy annual; twelve to eighteen inches high

Double Mixed.

KEOUKA COUNTY, IOWA. I have used your garden seeds for the last two years and I like them very much. As your former agent (Mrs. Russel) has moved away, I would like to know if you have an agent for this place. If you have not, will you please send to my address, your terms to agents, with catalogue, and if satisfactory, I would like to take orders for you.
 Mrs. J. B. FARIS.

We might add that Mrs. Faris sold during the past season over \$90 worth of Garden Seeds.



MARIGOLD The African and French Marigolds are valuable for their flowers in autumn, and can be grown to advantage in little clumps with other plants in the front of shrubberies or in the garden border. The African varieties are the taller in growth, and produce large self-colored blossoms. The French varieties are smaller, some of them being elegantly striped and spotted. Seeds can be sown in a coldframe or in a seedbed in the open border, and the young plants transplanted late in spring where they are to remain. They succeed best in a light soil, with full exposure to the sun. Annual.

Best Varieties Mixed.

MIGNONETTE

"Only a little flower, A spray of Mignonette."

Seeds of Mignonette may be sown at any season, so that by having pots prepared at different times a succession of flowers can be secured. Seeds sown early in the garden will give flowers through summer. Plant in a cool place, and it will continue to bloom all through the fall. For winter blooming keep in a cool room till buds are formed and begin to show, then bring into a temperature not exceeding fifty degrees at night. Very few cultivate the Sweet Mignonette compared with the many that might show their love for this sweet little flower. Annual. **Machet**

Mexican Fire Bush *See Kochia*

Musk Plant

or *MIMULUS*

Strikingly handsome flowers of easiest cultivation. Perennial in the greenhouse, annual in the open air. Start under glass.

MOSCHATUS

(*Musk Plant*.) Cultivated on account of the musky odor of the plant. An attractive trailing plant with bright green foliage and numerous small yellow flowers desirable especially for hanging baskets and window gardens.



MUSK PLANT



Morning Glory.

"Beautiful, they rear their airy caps of blue."

CONVOLVULUS MAJOR

One of the most free-flowering and rapid-growing plants in cultivation. The richness and delicacy of the brilliant flowers are unsurpassed. The seeds germinate so readily that they can be grown in the garden, in any corner where the plants are needed, and almost at any time. Annual.

All Colors, Choice Mixed.

Imperial Japanese Morning Glories

These Morning Glories have given great satisfaction. Their exquisite beauty and enormous size (from four to six inches across), with their innumerable markings and shadings, command the admiration of all flower lovers. We have given considerable labor and space to the cultivation and improvement of these large and very desirable Morning Glories, and as a result are able to offer a very fine mixture of choice colors, ranging through white with pink throat, white spotted with violet, white spotted with rose, mauve with white throat, lavender with central band of crimson, cobalt blue with rose bands, violet with blood red bands, crimson with carmine bands, and purple with maroon bands. The vines are strong and robust, attaining a height of thirty to fifty feet. The foliage is large, finely cut; sometimes plain green, and occasionally green beautifully mottled with creamy buff. Sold in mixed colors only.



NASTURTIUM

NICOTIANA

Handsome garden plants of the tobacco family, valuable for the long duration and freedom of their bloom. Flowers salver-shaped, having long, tubular corollas. Half hardy annuals; about three feet high.

AFFINIS. Flowers large, white and fully expanded only in evenings or cloudy days. Deliciously fragrant.

PANSIES

Pansy seed may be sown in the hotbed or open ground. If sown in the spring, get it in as early as possible, so as to secure flowers during early rains. Seeds sown in a cool place in June or July, and well watered until up, will produce fall flowering plants. To have good flowers, the plant must be vigorous, and make a rapid growth. Young plants give the largest flowers. Old worn-out plants should be replaced. If the plants come into bloom in the heat of summer the flowers will be small at first, but as the weather becomes cooler they will increase in size and beauty.

TRIMARDEAU. Very Large Flowered, Mixed. An entirely distinct and beautiful race with flowers of the richest and most varied shades of color. Plants of vigorous, compact growth, with immense three blotched flowers. The largest of any pansies in cultivation.

EXTRA CHOICE MIXED. From best named flowers.

NASTURTIUMS

Sow after the ground is warm, in drills one inch deep, by the side of a fence, trellis work, or some other support to climb upon. They will thrive in good ground in almost any situation, but are more productive in a light soil.

CLIMBING NASTURTIUMS. These are among our very best climbers. They require but little care, for seed sown in the spring of the year in any fair garden soil, not too rich, will produce plants ten to twelve feet in height before autumn. They endure hot and dry weather very well. There are several varieties; the leaves of some being very light transparent green, while in others they are very dark, almost purplish. The flowers are all shades of yellow, scarlet, and spotted. The climbing *Tropæolums* are excellent plants for baskets, vases, etc. Grown two or three in a large pot, with brush or lattice work support, they make a very showy ornament, which can be moved at pleasure.

TALL MIXED GARDEN, Cultivated both for use and ornament. Its beautiful orange colored flowers serve as a garnish for dishes, and the young leaves are excellent for salads. The green seed pods preserved in vinegar, make a pickle greatly esteemed by many.

DWARF MIXED, Choicest Varieties. Dwarf Nasturtiums are much used for making dense masses of color, the Tom Thum varieties being especially desirable for this purpose. In the hottest weather they thrive and bloom luxuriantly. When planted in poor soil they flower profusely; if the soil is too rich they run to leaves. Hardy annuals.






GROUP OF LARGE-FLOWERED AND FRINGED PETUNIAS.

The large-flowered varieties of Petunia are often four inches in diameter. Seed sown in the spring will produce flowering plants in June. Set the plants about eighteen inches apart. They come pretty true from seed, but are not reliable in this respect, being inclined to sport. They do well sown in a coldframe, hotbed, or in the open ground. The seeds of the Double Petunia do not possess as much vitality as those of the single, and care must be used to get them to germinate; nor will they all come double.

Extra Large Flowering Mixed.

PEAS, Everlasting

(*Lathyrus latifolius*). A hardy perennial climber producing for many weeks a succession of blossoms in clusters of eight to ten each. Only a few flowers can be expected the second season, but in the third and fourth, the plants then being well established, an abundance of foliage and bloom is afforded. The plants die down late in the Fall and start again in the Spring. Sow seed in open ground. Mixed, White, Rose and Purple.



PHLOX

The word *Phlox* signifies "a flame" and a good ribbon bed of Phlox is a dazzling sight, there is nothing that will make so grand a display for so little cost. In a good, rich soil, the plants will grow eighteen inches or more in height. The colors range from the purest white to the deepest blood purple or crimson.

Seed may be sown in the open ground in May, or in hot-bed or cold frame earlier; and in either case, from June, during summer and autumn, the plants make a most brilliant show of flowers. Set the plants about one foot apart; if too thick they suffer from mildew. Our strain of Phlox is the best the world produces.

DRUMMONDI. Best Mixed Varieties.

PRIMROSE, Evening

(*Oenothera*). Produces large, showy blossoms which are fully expanded only toward and during evening. Blossoms yellow or white and very freely and constantly produced.

Lamarckiana. Superb spikes of large, bright yellow blossoms three to four inches across. Hardy biennial but blooms the first year. Height four feet.

POPPY—ANNUAL VARIETIES

SHIRLEY. A magnificent variety, producing through a long season large single flowers of charmingly delicate colors, ranging from pure white through shades of pink and rose to brightest scarlet and carmine red. Some petals are of silky texture, others like tissue paper, some are plain, some crimped and some wavy. If cut before the blooms are fully expanded, they will keep fresh in water for several days. Hardy annual, about twenty inches high.

Double Carnation Mixed. Large showy double fringed flowers of various colors, hardy annual, about two feet high.



PINKS OR DIANTHUS



ORIENTAL POPPY

PINKS (*Dianthus*.) Hardy and half hardy biennials and perennials, but nearly all blooming the first year from seed. In the South may be sown in open ground. In the North it is better to start the plants in the house.

Double Japan, Mixed. Rich in hue; very double, deeply fringed petals.

Hardy Garden Pinks. Perennial. Very spicy odor, suitable for beds and hardy borders. **Mixed Colors.**

POPPY—HARDY PERENNIAL. These do best in rows about 18 inches apart and one foot apart in the rows. Seed may be sown outdoors either in spring or fall. Plants are very hardy and once a bed is started will continue to bloom year after year with little attention.

ORIENTALE. Very large, gorgeous, bright scarlet blossoms.



FLOWER OF SINGLE PORTULACA

PLANT OF DOUBLE PORTULACA

PORTULACA

A popular hardy creeper, each strong plant covering a space two feet in diameter. It delights in a warm sun and shady soil, and the drought is never too long nor the heat too intense for this beautiful salamander. It makes brilliant bed on the lawn. The flowers of the double varieties are like small roses. Sow seed in the open ground early, or under glass. The plants can be transplanted when in full flower; and in making a ribbon bed with Portulaca, wait until the first flower opens, so as to be sure of the color. Annual.

Choice Double Mixed,

PYRETHRUM Hardy perennial bearing large flowers of the Daisy or Cosmos type, very bright and attractive, ranging in color from white to deep red with showy yellow centers. Bloom in May and June and again in the fall. The leaves are feathery and ornamental and the flowers are born on long graceful stems making them very desirable for cut flowers.

Hybridum Grandiflorum.

RHODANTHE One of the most beautiful everlasting. Sometimes called Straw Flowers. The flowerheads are somewhat bell shaped, becoming when mature fully expanded and sometimes reflexed. They are gracefully poised on slender stems. The mixture we offer includes rose with golden center and white with yellow disc. Blooms should be gathered before fully expanded and dried in the shade. The leaves are glaucous, clasping and are oval or elliptical in shape.

Start under glass, or sow seed outdoors after danger of frost is over. Tender annual; one and one half to two feet high.

Choice Mixed,



Salpiglossis

A very showy bedding or border plant. Producing handsome, vigorously colored, funnel-shaped flowers. The seed may be sown indoors early in the spring or outdoors later. Blooms from August to October. Half-hardy annual.

Fine Mixed, Hybrid Varieties.

Sensitive Plant

(*Mimosa Pudica*)

A curious plant with globular-shaped heads of small pink flowers. The leaves close and droop at the slightest touch, also in cloudy, damp weather, and during the night. Tender annual; height one and a half feet.



SENSITIVE PLANT

Straw Flower

See *Rhodanthe* also
Helichrysum



SALVIA

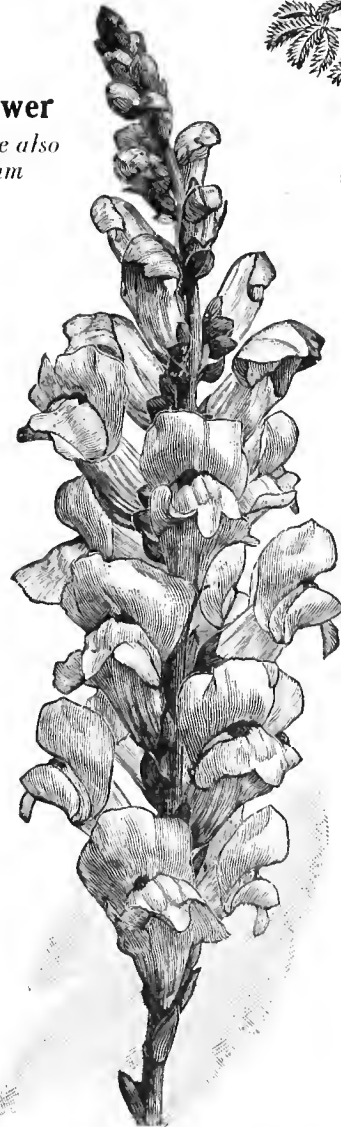
SALVIA

(*Flowering Sage.*)

Among the most brilliantly colored of garden flowers and extremely useful for bedding; also valuable for pot culture. Blooms are borne in long spikes well above the foliage and are of fiery red, crimson, or blue color continuing in flower for a long time. Start early in heat and transplant into light soil one or two feet apart. Tender perennials, but bloom the first season; height two to three feet.

SPLENDENS

Large, brilliant scarlet flowers are in these plants afforded a rich, dark green background of dense foliage. This variety is most generally used in parks and on extensive lawns, as in growth it is more vigorous than the more dwarf varieties.



SNAPDRAGON

Snapdragon

or *Antirrhinum.*

An old border plant. Leaves grow dark and glossy. Produces spikes of oddly shaped, beautifully colored flowers. Our seed is grown from plants which have been greatly improved by careful selection and blossom the first season from seed sown in the spring, especially if under frames and transplanted. If early flowers are desired sow the seed in September and cover the plants with a mulch before freezing. They may be transplanted into pots and flowered in the house. Tender perennial; one and a half to two feet high.

Fine Mixed



SCHIZANTHUS

Scarlet Runner Beans

A rapid growing annual climber, bearing sprays of brilliant scarlet pea shaped blossoms. Used either as snap or shell bean for eating as well as being desirable for ornamental purposes. Seed may be planted out of doors as soon as danger of frost is past. Vines ten to twelve feet high.

Schizanthus

Known as
Butterfly Flower or
Poor Man's Orchid.

The variety we offer is superb in size of flower and beauty of color. Petals bright yellow with margins and tube of purple-rose, shading from lighter to darker shades. Half hardy annual; two to three feet high.

STOCK

(*Mathiola.*)

The Stocks, though not thriving so well in America as they do in England, are indispensable where a fine display of flowers is wanted. To such perfection has selection brought them that good seed will give a large proportion of exceedingly double flowers. Average height one and a half feet.

DOUBLE GERMAN TEN WEEKS

These favorite summer flowers are excellent for bedding out and afford fine blooms for cutting. *Mixed.*



STOCK

SWEET PEAS

Our stocks are absolutely unsurpassed in selection, purity and vitality.

CULTURE. Early in Spring make a trench about six inches deep in rich, mellow soil so arranged that no water can stand in it, and plant the seed in the bottom, taking care not to cover it more than two inches. When the plants are about five inches high, fill up the trench and furnish some support for the vines to run upon. The flowers should be picked before they form pods, or the plants will soon stop flowering.

INVINCIBLE MIXTURE. All named varieties from superior selected strains from flowers of delicate colors, ranging from pearly white to the richest reds and purple. The Invincible leads, because it is a result of selecting year after year, seeds from the choicest flowers. The mixture cannot fail to give satisfaction.

BLUSHING BRIDE. Very popular. Pink and White. A strong grower and a free bloomer. None more handsome.

COUNTESS OF CADOGAN. Stems very long, each bearing three or four flowers, a little darker than Navy blue.

DOROTHY ECKFORD. Vine very robust and exceedingly floriferous. Flowers of extra large size, pure white, beautifully shell shaped; usually three on a stem.

EMILY HENDERSON. An extra large flower, pure white, very hardy.

FIREFLY. Bright scarlet. Very attractive and a vigorous grower.

GLADYS UNWIN. Clear light bright pink with deeper shade at edge of standard; very large size, open form, with wavy edges. One of the best.

KATHERINE TRACY. The color is a soft but brilliant pink in wings and standard. Plants vigorous and give a profusion of flowers which continue large and fine until the close of the season.

LADY GRISEL HAMILTON. Flowers are hooded; extra large; a beautiful lavender color.

MISS WILLMOTT. A fine semi hooded type, standard orange pink; wings rose tinted with orange. Of very large size, long stems; plant very vigorous.

NORA UNWIN. A pure white, very large, open form and wavy. One of the very choicest on our list.

PRIMROSE. A beautiful blossom, pale primrose approaching yellow.

SHAHZADA. This has a very rich dark maroon standard and deep violet wings. One of the finest dark sorts.

Spencer Types or "Orchid Flowered" SWEET PEAS

The Varieties we offer are the very choicest sorts obtainable.

This new type of Sweet Peas stands in a separate class and is entirely distinct from the ordinary varieties. The flowers are extra large and beautiful beyond description. Both standard and wings are beautifully waved and crumpled giving a striking appearance that is most pleasing.

ASTA OHN SPENCER. Best lavender of the true spencer type. Flowers very large and wavy. Edges fluted with large waved wings. Stems extremely long and hardy and each stem usually bearing four flowers. Color delicate lavender, tinted with mauve.

COUNTESS SPENCER. Immense flowers with wavy petals. Color deep but delicate pink. Very large open form; long stems. A very desirable variety.

FLORENCE MORSE SPENCER. Delicate blush with pink margin. Flowers exceedingly large and wavy. Excellent for cutting on account of strong stems.

HELEN LEWIS. One of the best. Very large open form, wavy edges; standard crimson orange, wings orange rose.

JOHN INGMAN. Rose carmine, showing veins of deeper shade; large size, open form with wavy edges.

KING EDWARD SPENCER. Flowers grow to enormous size, often 2 inches across. Color deep carmine scarlet or red. Stems grow from 12 to 14 inches long, usually bearing 3 to 4 blossoms each.

SWEET WILLIAM

The best varieties of Sweet William are of exceedingly beautiful colors, very large and almost perfect in form, with trusses of great size. Treatment as for Carnation. The plants are perfectly hardy, and may be increased by division of roots. The colors pass from white to pink, crimson, carmine, and purple; with distinct eye encircled with color different from the rest of the flower, like Phlox or Verbenas. They make very durable cut flowers. It is well to raise new plants every year from seed, for old plants become debilitated and unsightly, and the flowers decrease in size.

Double Varieties Mixed.



SPENCER TYPES OR "ORCHID FLOWERED" SWEET PEAS

WHITE SPENCER. Standard and wings of pure white, beautifully waved and fluted. An especially attractive variety. The best and largest of the white spencer type.

EXTRA CHOICE SPENCER MIXTURE.



SWEET WILLIAM

SUNFLOWER

Everyone who keeps poultry should use Sunflower seed liberally for feeding, as there is nothing more wholesome and nutritious, or which keeps hens in better condition for laying.

60 to 70 Bushels per Acre can be grown, making the Sunflower a profitable crop for field culture. On every farm there are corners where a small amount can be grown to cover unsightly places.

LARGE RUSSIAN. This variety has large heads, borne at the top of a single unbranched stem, and having much more and larger seed than the common sort. Sow the seed as soon as the ground is fit for corn, in rows five feet apart and ten inches apart in the row. Cultivate the same as corn. When the seed is ripe and hard, cut off the heads and pile loosely in a rail pen having a solid floor, or in a corn crib. After curing sufficiently so that they will thresh easily, flail out or run through a threshing machine and clean with ordinary fanning mill.

DOUBLE CHRYSANTHEMUM. This variety of Sunflower is grown entirely for decorative purposes. A tall plant growing seven feet high and blooming profusely all summer. Flowers are double, large, round, golden yellow and resemble chrysanthemums. Chrysanthemum flowered.

TRUMPET VINE *See Bignonia*

WALLFLOWER *(Cheiranthus Cheiri)*


An old favorite garden flower. The large, massive spikes of the Wallflower are very conspicuous in beds and borders and very useful in making bouquets. Sow the seed early in hotbeds and while the plants are small, prick them out into pots and sink the pots in the earth. On approach of cold weather remove the pots to the house and the plants will bloom all winter. Although a woody perennial it is best to renew the plant from seed, for they begin to fail after having bloomed one or two years. Tender perennial; one and one-half feet high.

EARLY BROWN. Brownish-red, fragrant flowers; large, thick spikes; early. Tender biennial

ZINNIA

Very showy plants, with large, double, imbricated flowers, which, when fully expanded, might easily be mistaken for dwarf dahlias. There is much satisfaction in a bed of Zinnias, for when nearly every other flower has been killed by frost this plant is still in full bloom. Few flowers are more easily grown or bloom more abundantly throughout the season. Sow the seed early in spring, in open ground and transplant to one and one-half feet apart in good, rich soil. Not hardy annual; about eighteen inches high.

Choice mixed, very fine.



VERBENA

VERBENA

Very few plants will make such a gorgeous display during the summer months as the Verbenas, or furnish more flowers for cutting. Start seed in the house or under glass early in the spring, and transplant after three or four inches of growth. Good healthy plants can be produced from seed as readily as almost any tender annual. They flower in July, and continue strong and healthy until destroyed by frosts. A strange fact, that is not generally known, is that nearly all the Verbenas raised from seed are fragrant, the light-colored varieties particularly so. We have made a specialty of Verbenas, and our stock to-day stands unrivaled.

Choice Mixed.

WILD CUCUMBER

(Echinocystis lobata). A useful climber where rapid and vigorous growth of vine is desired. To cover or to screen an unsightly building, there is perhaps no annual climber better adapted for the purpose. The vine has abundant foliage, is thickly covered with white fragrant flowers, followed by numerous prickly seed pods. Vines frequently start from seed self sown. Hardy annual.



ZINNIA

LAWN GRASS VELVET MIXTURE. A careful selection of all the most desirable grasses which go to make an absolutely perfect lawn are used in proper combination in our special mixture.

The essentials for a fine lawn are: First, a rich, well drained soil; second, careful preparation of the ground, making it as fine and smooth and mellow as possible; third, a wise selection of seeds; fourth, sowing at such time as to give the young plants a chance to become well established before being subjected to very dry or cold weather or to the direct rays of the hot summer sun. However much care is bestowed upon the soil and seed, no lawn will be beautiful without frequent mowing and rolling. Too much care cannot be bestowed upon the selection of grasses, as some varieties are the most luxuriant in Spring, others in Summer, others again in Autumn and a combination of the proper sorts is required for a perfect, carpet-like lawn. We have given much thought and made many experiments to secure the best selection and think our VELVET MIXTURE is the best possible for permanent lawns. It may be planted early in Spring or Fall and should be sown at the rate of sixty to one hundred pounds per acre; much more is required than for hay or pasturage. If sown in the Spring, sow as early as possible, making the surface very fine and smooth, then raking it over and sowing the seed just before a rain, which, if the surface has been raked, will cover the seed sufficiently. If the expected rain does not come, cover by rolling with a light roller. For Fall seeding sow before Autumn rains and early enough to enable the young grass to become established before very cold weather, when a light dressing of manure should be given. One pound of this mixture is sufficient to sow 600 square feet.

Pound 40c.

SHADY LAWN MIXTURE, - - Pound, 45c.

HERBS



ANISE

CORIANDER (*Coriandrum sativum*). A hardy annual cultivated for its seed which has an agreeable taste and is used in confectionery and to disguise the taste of medicine. Gather on a dry day, bruising the stems and leaves as little as possible, for when injured they have a disagreeable odor which they impart to the seed.

DILL (*Anethum graveolens*). An annual, cultivated for its seed which has an aromatic odor and a warm, pungent taste. It is good for flatulence and colic in infants. It is sometimes added to cucumbers to heighten the flavor.

FENNEL, SWEET (*Foeniculum officinale*). A hardy perennial. The leaves are largely used in soups, fish sauces, garnishings and salads. The seed is sometimes used in confectionery.

HOREHOUND (*Marrubium vulgare*). A perennial herb with a strong, aromatic smell and a bitter, pungent taste. It is a tonic and enters largely into the composition of cough syrups and lozenges. Will thrive in any soil but is stronger if grown on light, poor land.

HYSSOP (*Hyssopus officinalis*). A hardy perennial with an aromatic flavor and a warm, pungent taste. It is a stimulant and expectorant and is used in asthma and chronic catarrh. The flowering summits and leaves are the parts used.

LAVENDER (*Lavendula spica*). A hardy perennial, growing about two feet high. It is used in the distillation of lavender water or dried and used to perfume linen. It should be picked before it becomes dry and hard and dried quickly.

MARJORAM, SWEET (*Origanum majorana*). A perennial plant but not hardy enough to endure the winter of the north. The young tender tops are used green for flavoring, or they may be dried for winter use.

ANISE (*Pimpinella Anisum*). An annual herb cultivated principally for its seeds which have a fragrant, agreeable smell and pleasant taste; used medicinally for various purposes. The leaves are sometimes used for garnishing and flavoring.

BORAGE (*Borago officinalis*) A hardy annual used as a pot herb and for bee pasturage. The bruised leaves immersed in water give it an agreeable flavor.

CARAWAY (*Carum carui*). Cultivated for its seed which is used in confectionery, cakes, etc. The leaves are sometimes used in soups. If sown early in August the plants will give a fair crop of seed the next season, but when sown in the spring will not generally seed until the next year.



MARJORAM, SWEET

SAFFRON (*Carthamus tinctorius*) A hardy annual from Egypt, that has become naturalized in many parts of the country. Cultivated for its flowers which are used in dyeing and to make cosmetic powder called rouge.

SAGE A hardy perennial possessing some medicinal properties, but cultivated principally for use as a condiment; it being used more extensively than any other herb for flavoring and dressing. Sow early in spring (four to five pounds per acre in drills) on very rich ground, cultivate often and thin the plants to sixteen inches apart. Cut the leaves and tender shoots just as the plant is coming into flowers, and dry quickly in the shade. The plants will survive the winter and may be divided. If this is done they will give a second crop superior in quality.

SUMMER SAVORY (*Satureia hortensis*). A hardy annual, the dry stems, leaves and flowers of which are extensively used for flavoring, particularly in dressings and soups.

THYME (*Thymus vulgaris*). This herb is perennial, and is both a medicinal and culinary plant. The young leaves and tops are used for soups, dressings and sauce; a tea is made from the leaves which is a good remedy in nervous headache. Sow early as the ground will permit.



SUMMER SAVORY

WORMWOOD (*Asteris absinthium*). A perennial plant of strong and fragrant odor and aromatic, but intensely bitter taste. The leaves are used as a tonic and vermifuge and as a dressing for fresh bruises. It may be raised from seed, propagating by cutting or dividing the roots. A dry, poor soil is best adapted to bring out the peculiar virtues of this plant.

SEED REQUISITE TO PRODUCE A GIVEN NUMBER OF PLANTS AND SOW AN ACRE

	Per acre	Per acre
Asparagus	1 oz. to 200 plants.	5 to 6 lbs.
Beans, Dwarf, in hills	2 lb. to 200 ft. drill.	60 lbs.
Beans, Pole, in hills	1 lb. to 75 hills.	5 to 6 lbs.
Beet, Garden or Sugar	1 oz. to 50 ft. drill.	1 1/2 to 2 bu.
Barley	1 lb. to 2,000 plants.	3/4 to 1 bu.
Buckwheat, broadcast	1 oz. to 100 ft. drill.	1 to 1 1/2 bu.
Buckwheat, plowing under	1 oz. to 2,000 plants.	1/4 lb.
Cabbage, for transplanting	1 oz. to 100 ft. drill.	1/4 lb.
Cauliflower, for transplanting	1 oz. to 100 ft. drill.	1/4 lb.
Carrot	1 oz. to 100 ft. drill.	2 to 3 lbs.
Celery, for transplanting	3 oz. to 4,000 plants.	1/4 lb.
Clover Seed, Red	12 to 15 lbs.	12 to 15 lbs.
Clover Seed, White	6 to 8 lbs.	8 to 10 lbs.
Clover Seed, Alsike	8 to 10 lbs.	12 to 15 lbs.
Corn, Sweet	1 lb. to 100 hills.	15 to 20 lbs.
Corn, fodder in drills	1 lb. to 80 hills.	1/2 to 1 bu.
Cow Peas	1 oz. to 100 ft. drills.	1 to 1 1/2 bu.
Chicory	1 oz. to 100 ft. drills.	2 to 3 lbs.
Cress, Garden	1 oz. to 100 ft. drills.	2 to 3 lbs.
Cucumber, in hills	1 oz. to 100 hills.	2 to 3 lbs.
Egg Plant, for transplanting	1 oz. to 1,500 plants.	1/2 to 3/4 bu.
Endive	1 oz. to 100 ft. drill.	12 to 20 lbs.
Flax	1 oz. to 100 ft. drill.	12 to 20 lbs.
Japanese Millet	1 oz. to 150 ft. drill.	15 to 20 lbs.
Lettuce	1 oz. to 150 ft. drill.	4 to 5 lbs.
Lucerne, Broadcast	1 oz. to 150 ft. drill.	2 to 3 lbs.
Almond Wurtzel, in drills	1 oz. to 100 hills.	1 1/2 to 2 lbs.
Melon, Musk, in hills	1 oz. to 100 hills.	2 to 3 lbs.
Melon, Water, in hills	1 oz. to 25 hills.	1 1/2 to 2 lbs.
Oats	1 oz. to 100 ft. drill.	2 to 3 bu.
Onion, in drills	1 lb. to 40 ft. drill.	4 to 5 lbs.
Onion Sets, for planting	1 lb. to 40 ft. drill.	8 to 12 bu.
Orchard, Red Top and Blue Grass	1 oz. to 150 ft. drill.	1 to 1 1/2 bu.
Parsley	1 oz. to 200 ft. drill.	5 to 6 lbs.
Parsnip	1 oz. to 200 ft. drill.	2 to 3 1/2 bu.
Peas	1 oz. to 100 ft. drill.	6 to 12 bu.
Potatoes, in hills or drills, cut tubers	1 oz. to 15 hills.	6 to 8 bu.
Potatoes, cut to single eyes	1 oz. to 150 ft. drill.	1 1/2 to 2 lbs.
Pumpkin	1 oz. to 150 ft. drill.	8 to 10 lbs.
Radish	1 oz. to 150 ft. drill.	2 to 3 lbs.
Rape, in drills	1 oz. to 150 ft. drill.	4 to 6 lbs.
Rape, broadcast	1 oz. to 150 ft. drill.	1 to 1 1/2 bu.
Rye	1 oz. to 100 ft. drill.	8 lbs.
Salsify	1 oz. to 100 ft. drill.	10 to 12 lbs.
Spinach	1 oz. to 100 ft. drill.	5 to 6 lbs.
Squash, bush, in hills	1 oz. to 30 hills.	3 to 4 lbs.
Squash, vine in hills	1 oz. to 20 hills.	8 to 20 lbs.
Sudan Grass	1 oz. to 100 ft. drill.	60 lbs.
Soy Beans	1 oz. to 100 ft. drill.	2 to 2 1/2 bu.
Tares, or Vetches	1 oz. to 100 ft. drill.	12 to 15 lbs.
Timothy, sown alone	1 oz. to 1,500 plants.	1/4 lb.
Tomato, for transplanting	1 oz. to 200 ft. drill.	1 1/2 to 2 lbs.
Turnip, garden	1 oz. to 200 ft. drill.	1 1/2 to 2 lbs.
Turnip, field	1 oz. to 200 ft. drill.	1 1/2 to 2 lbs.
Turnip, Swede	1 oz. to 200 ft. drill.	2 to 2 1/2 bu.
Wheat, broadcast	1 oz. to 100 hills.	1 1/4 to 1 1/2 bu.
Wheat, in drills	1 oz. to 100 hills.	8 lbs.
Clover } when sown together		7 lbs.
Timothy }		



PLANTS GROWN FROM TWO POUNDS OF DANISH ROUNDHEAD CABBAGE SEED

INDEX

FARM SEEDS		GARDEN SEEDS		PAGE.	PAGE.	PAGE.	
POTATOES		Ageratum	81	Clematis	86	Larkspur	88
Speedwell	8	Allysum	81	Corn (Pop)	57	Lavender	96
Spencer	9	Anise	96	Corn Salad	56	Lawn Grass	95
Banker	10	Amaranthus	81	Corn (Sweet)	57	Lettuce	60-61
Roxbury	11	Asparagus	44	Coboea Scandens	86	Leek	61
Hustler	12-13	Asters	81-82	Columbine	84	Lobelia	88
Early Buckeye	14	Balsam	83	Cosmos	86	Love-In-A-Mist	88
Early Rose	15	Beans	39-45-47	Coriander	96	Marigold	89
Irish Cobbler	16	Beets	48-49	Cress	57	Marjoram Sweet	96
OATS		Begonia	83	Cucumber	58-59	Melon, Musk	62-64
O. A. C. Oat	17	Bignonia	83	Cyclamen	86	Melon, Water	64-65
Imperial	18-19	Borage	96	Daisy—English Bellis	86	Mignonette	89
Granary Filler	20-21	Broccoli	49	Dahlia	86	Mimulus	89
Imp. Mammoth Cluster	22-23	Brussels Sprouts	49	Dandelion	59	Momordica	88
Royal Banner	24-25	Cabbage	50-52	Dill	59	Morning Glory	89-90
BARLEY		Carrot	53	Egg Plant	59	Mourning Bride	88
Swedish Select	26	Calliflower	54	Endive	59	Moon Flower	88
Liberty	27	Calliopsis	84	Everlastings	87-96	Mushroom	65
CORN		Candytuft	84	Fennel, Sweet	96	Mustard	65
Abundance	28	Canna	85	Forget-Me-Not	86	Nasturtium	60
Genesee Giant	29	Canterbury Bell	84	Four O'Clock	86	Nicotiana	60
Early Rochester	30-31	Carnation	85	Foxglove	87	Okra	66
SUDAN GRASS		Castor Bean	85	Gaillardia	87	Onions	66-67
Sudan Grass	32	Caraway	96	Gourds	87	Pansy	90
Ensilage	33	Celery	39-55-56	Gypsophila	87	Parsley	68
Speltz	34	Celery	39-55-56	Helichrysum	87	Parsnip	68
Cow Peas	35	Celosiæ	84	Hollyhock	87	Peas—Everlasting	91
Soja Beans	36	Centaurea	84	Horehound	96	Peas	69-72
Millet	37	Chervil	56	Hyssop	96	Pepper	68-90
		Chicory	56	Job's Tears	88	Petunia	91
		Chrysanthemum	85	Kale	60	Phlox	91
		Citron	65	Kochia Trichophylla	88	Pluk	92
				Kohl Rabi	60	Poppy	92
						Portulaca	92
						Primrose	91
						Pumpkin	73
						Pyrethrum	92
						Radish	73-75
						Rape	75
						Rhubarb	75
						Rhodanthe	92
						Saffron	96
						Sage	96
						Salsify	75
						Salpiglossis	93
						Salvia Splendens	93
						Scarlet Runner Beans	93
						Schizanthus	93
						Sensitive Plant	93
						Snapdragon	93
						Spinach	75
						Squash	76-77
						Stocks	93
						Straw Flowers—See Hel., 87 and Rho., 92.	
						Summer Savory	96
						Sunflower	95
						Sweet Peas	94
						Sweet William	94
						Thyme	96
						Tobacco	77
						Tomato	77-80
						Turnip	80
						Verbena	95
						Wallflower	95
						Wild Cucumber	95
						Wormwood	96
						Zinnia	95

GUARANTEE Complaints made that seeds are not good, should quite as often be attributed to other causes as to the quality of the seeds. There are hundreds of contingencies continually arising to prevent the best seeds always giving satisfaction, such as sowing too deep, too shallow, in too wet or too dry soil; insects of all descriptions destroying the plants as soon as or before they appear; wet weather, frosts, chemical changes in the seed induced by temperature, etc. For the above reasons it is impracticable to guarantee seeds under all circumstances. We give no warranty, express or implied, as to description, purity, productiveness, or any other matter of any seeds we send out, and we will not be in any way responsible for the crop. If the purchaser does not accept the goods on these terms they are at once to be returned.

IMPERIAL OATS

An Enormous Yielder of Highest Quality



103 Bushels per Acre