


474-491

ALL BILLS SETTLED MONTHLY.



Mr. J. H. [unclear]

IN ACCOUNT WITH

PROVISIONS,


CONSTANTLY ON HAND

Beef, Pork, Mutton, Lamb, Poultry,
TRIPE, SAUSAGES, HAM,
LARD, PIGS' FEET, LIVER, &c.

Also, Fresh Fruit and V-getables

Of all kinds in their season, at lowest cash prices.

Goods delivered promptly, free of expense.



474



setae tubule (all alike)

Hypocleteria is

at *Lophoceros*

ant.

Kenia, May 14, 1914

July 3, 1914 Stage I

9. *Hypocleteria* with en-

larged base, ii

iii base, iv

and v consolidated, from single enlarged base (vi absent). On 11 and 12 like picture except base of i consolidated half way up. On 13 and there are 6 fine dorsal spines (2) a long base and (3) one sp. each with crown and single seta, 14 v is absent there being a space, and below it the single vii. (See alcohol for tray)

12 like picture except base of i consolidated half way up. On 13 and there are 6 fine dorsal spines (2) a long base and (3) one sp. each with crown and single seta, 14 v is absent there being a space, and below it the single vii. (See alcohol for tray)

Zittia acronycta on wet ash, get with
June 23 '95

~~II green, venter $\frac{1}{2}$ broad white, hd white
Hairs black (white) very long, venter
hd lobes as usual $12 \square$ venter coarse
covering with hair. Hd $1 \pm$~~

~~inst 2 June 27 Paleacea broken white
area along ii. Hair very long June 20,
as before Hd 1.4 \pm (sub hd 1.2)~~

~~inst 3 July 1 Hd 1.8 \pm Same. Late d-space
blue black in dorsal part, purple
brown color in dorsal part, continuous
on 3-5~~

~~molt July 7 Hd 2.5 \pm green a brown shade on
dorsum (5), fading into dorsal black dot below
D green. Body light green a pink yellow line
between white d. gl. and dorsal part
blackish; light brown, all cut by~~

a broken yellowish d. line. 120 a
little high. Brown shade runs to 13.
marks fainter in 1 eye than another, this
had d. shading. 14 days to brown.

Turned hind purplish to J
July 13 1895


acuminate knob
white foot green I a row of white red
spots (ii) warts crown of setae. Hd .7 ±
July 11 Hd 1.4 same. White patches before
iii distinct, somewhat oblique. Glands
show plainly, whitish, d-m-g. a few short
pale scattered 2 hairs each d. Hair dark
d. cervical from base, pale s-v. Hair as usual

Hd 5 colored foot green I pair white spots ably ii
warts with 1 or 2 setae crown of short ones

July 24 Hd 2.4 = M. fragilis 476


July 30 Hd a faint brown knob at vertex
to show nothing of dark front.

Body like 476



Molt July 15 ~~1895~~ ¹⁸⁹⁵ Hd. 1.1 Same Molt July 20 ~~1895~~ ¹⁸⁹⁵ Hd. .7 white spots along ii.

Little acronycta on Apple Jeffersonville Ind
N.H. July 12 1895-

Egg (shell) Flat  round, arched with
rim like margin. Ridges distinct, some
complement as they draw to vertex, wavy
some 60 around edge; micropyle irregularly
ridged. Cross lines just perceptible in
center light. Shell colorless whitish D. 7
Stage I Body glaucous colorless, feet green. Tubercles
colorless, 12 \square single long haired, hair pale
Tubercles normal, i-v vi not seen leg plate
emoluous with 8? setae. Hd. .25 \pm ~~Molt July 15~~
~~N.H. 1895~~

Herring

DR. PROFIT AND LOSS

May 1, 1894.

To **STOCK OF SAFES** on hand, as per Inventory this date.....

May 1, 1894, to April 30, 1895.

“ MATERIALS AND FUEL used in Manufacturing.....	
“ LABOR , in Manufacturing.....	
“ COST OF CONSTRUCTING WORK , outside of Factories.....	
“ FREIGHT AND CARTAGE	
“ RENT — of Factories.....	61
of Stores	36
“ SALARIES —	
Officers, Superintendents & Attorney,	32
Managers of Branches.....	26
Salesmen.....	77
Office Help.....	46
“ TRAVELING EXPENSES —	
Officers and Directors	5
Salesmen	48

~~Stage ~~III~~ IV Hd 1.3 Small, darker green but~~
~~still pale. S-d line rather distinct, yellowish~~
~~white, along II, broken at legs. 3-13. Small hairs~~
~~on venter long, pointed. Vents narrowed, IV small~~
~~inconspicuous & obscure, a few fine short pale 20~~
~~hair sv. Lg. plates small. Hair mostly pale,~~
~~a few of the dorsal dark. (Tab 1.2)~~
 Small ~~IV~~ 13 Hd 1.8 Same, long hair dark, pale

13-13: ~~Stage~~ ~~IV~~ ~~13~~ ~~Hd~~ ~~1.8~~ ~~Same~~, long hair dark, pale
 (over)

April, 1895.

DOCKS,

.....

rentals,

.....

TOTAL

as per

.....

per year

(\$1,05

2.5

4

2

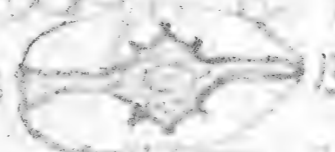

B Molt July 20

(Don't ask)

Cottles on Mt. with Amure Lake, Aug 5

at 407 in depth of water at 100 fms
depth of water, 2 fms with enlarged
vent & small large, IV-VI small
but normal, with very few black
on III, pale thorax with a few
black fine dark 2^d vein, a large
yellowish spot on white 9th vein
along II, 1 shaded with brown
purple on the same part to and
it is especially on the 2^d all the
shading rather faint. Spines
dark brown, small ^{July 11} Amure and
the shading may be more extensive
reaching upper side of II and suggesting
a feeling of space as in young
and color which it would then very
likely resemble if not be identical:
as in the 492 with brown line and
smaller than 492 of red sharply angled
head and green, it is more red and
seen at 185 - Amure, 11500-1
Microvelia papilio


477

Microvelia papilio Amure on white
birds, Amure Valley, Amure, July 9, 1894
Size 1.5-2.0 mm except the dorsal
patch here a narrow band on 4-6
and 11-13, widening out regularly
to 5-8 sides of 2 with scalloped
edge. 3  13 
Cottles elliptical, head brown, 2 black
13 slight ridge to but hardly
noticeable, 6 slight 5th and
considerable 4th 5th ridge a
series of 4 black undulant spots in
pale brownish area, usually
anterior lateral, a series of similar
undulant pale lines each with
red ridge and an above 5th 5th
ridge, a little alternating with
the pale spots. 2 small narrow
lateral black enclaves, 5-V
ridge, most perpendicular
smooth, surface of water granular

leaf green, spiracles yellow. a
dorsal band dark purplish, bordered
with a crimson line and a
yellow shade before hood, on
joint 3 narrow to a band at
base, ^{fills a space 4-5} ^{width} 6-8 with a black
point reaching the dot. black
dot on 7*, reaches 5-V ridge on 8,
narrow, a point to last dot
on 9 and fills a space 10-13
between the dots 7-9 an ell-
iptical same colored shade.
prevents filling dorsal space
a whitish line bordering center
Head green, ocelli black, mouth
brownish. 9.5 x 5.5 x 3 mm.
(Another without post. tooth of band
" " * on teeth on head
not the same in some males
see this species! (see 88484)

C. cinerea

478



Little pale on
poplar K.V. May.
^{ant} Notated July 11 1894
dark blackish brown
5-V ridge and a
narrow d patch on
5-6 and 8-10 yellow

Tails twice annulate with white
C-horns spinose, light red, base of
tails and anal pl. pale than body
w. hd 4± mm, horn 8, body 3.5, tail 3 mm
met July 16 Hd blackish brown
a brown black lateral



band connected on 2
^{ant} spots 7, 11 and anal
plate, the rest
yellow feet pale
slutish. Tails

brown-black with a white wings
Horn black, spinulose as above
Tubercle prominent but setae short

No. *954*.....

New York, *July 6 1895*.....~~188~~

WHITE, MORRIS & CO.

No. 6 Wall Street.

Pay to the order of *Harrison G. Dyar*.....

On..... Dollars.

\$.....

A fork on P. terrestris, Jeffers Highlands
Egg Like 316. Micropyle has shiny thin egg
apex a little pointed with a small depressed
ring forming a slight apical button. Pits
elongate, flat, surface a little pitted.

Hatched July 5. Venter black, 2 yellow-green
d. patches 3-9 8-10 and very sharp edged
Head & venter pale, tub 2 white rings. Struck
normal. D. tubercles pale.

Molt July 9 Like 316 but a pale d. patch on
12 ant patch not on 2. Working essential!
Patch wider, forming a band 5d band connected
over d on 2, 6, 11 and 13. S-V & venter green

Molt July 17 Like 316 but essentially as
before. a 2d band connected over d on
2, 3, 6-7-8 ant, 11 and 13, also a shade
on 9 post. Ground greenish yellow, tub
2 yellow rings. Hd & horns dark brown.

July 21 the 5d lines have definitely faded
leaving a d patch 2d, some changed to
anterior 6-10 blotched into a 3d 11-12
and former 12-13 narrow connected. Long
2d patch pale centrally. Body green. (478)

Molt July 22 Like 478 IV. Station at
ant all dark blackish setae sparse
Hd venter yellow dotted on upper 3
except 2 lines 11 to median anterior.

Molt July 29 = 478 V. Spot in 3d
patch orange, not yellow.
C. cuneata

Tails & inner legs. Horns brown
 July 21 at first the same,
 the spots red purple & white. Body
 green & little yellowish d. A 4 purple
 blackish patch on 2-3 connected by a
 faint red line to a long patch 6-9
 which reaches spiracle and includes
 an irregular green space d on 7;
 red line to a patch on 11 and again to
 one on 13. Tails to base with 2 yellow
 rings. i & ii black conical very
 prominent in the purple slender
 setae short, and usually pale, would
 except 4 setae in 2 lines in place of
 vi and 10 in same on the leg.
 Horns 6 mm, test brown, Spongia

July 27 Same at first. Setae as
 before on 4 in same
 leg horns now white
 July 28 A purple patch
 on same patch as on
 2-4 and, body on

large patch 5-10 with space on 8,
 a smaller patch 10 post, 12 and,
 and a 4th on 12 post on 13, none
 on or near of plate. Reddish
 patches appearing already on the
 large patch; sides green dotted yellow
 Tails 7 mm; horns 1 mm. July 22
 molted II (Sept). Red blackish brown from
 entirely green but sides. Setae
 on 2-3, I on 2-3,
 II on 4 post-9, horns a narrow line
 irregular yellow spots sides; horn
 on 10, patch III on 11, none on 12
 patch IV on 12 post-13. Sides green
 outside yellow border with many
 purple brown spots and patches
 See the description of Cerura cinerea
 which this comes after. Horns smooth
 a white fold on 3 post. dorsally
 setae separated by purple
 at dots 2-4.


of *Eudonia* *repens* (Muller) Near
No. 10 June 1886 (160)

479

White *Acronycta* on willow & sedge
No. 11, 12, 13, 14, 15, 16, 17, 18, 19, 20, 21, 22, 23, 24, 25, 26, 27, 28, 29, 30, 31, 32, 33, 34, 35, 36, 37, 38, 39, 40, 41, 42, 43, 44, 45, 46, 47, 48, 49, 50, 51, 52, 53, 54, 55, 56, 57, 58, 59, 60, 61, 62, 63, 64, 65, 66, 67, 68, 69, 70, 71, 72, 73, 74, 75, 76, 77, 78, 79, 80, 81, 82, 83, 84, 85, 86, 87, 88, 89, 90, 91, 92, 93, 94, 95, 96, 97, 98, 99, 100, 101, 102, 103, 104, 105, 106, 107, 108, 109, 110, 111, 112, 113, 114, 115, 116, 117, 118, 119, 120, 121, 122, 123, 124, 125, 126, 127, 128, 129, 130, 131, 132, 133, 134, 135, 136, 137, 138, 139, 140, 141, 142, 143, 144, 145, 146, 147, 148, 149, 150, 151, 152, 153, 154, 155, 156, 157, 158, 159, 160, 161, 162, 163, 164, 165, 166, 167, 168, 169, 170, 171, 172, 173, 174, 175, 176, 177, 178, 179, 180, 181, 182, 183, 184, 185, 186, 187, 188, 189, 190, 191, 192, 193, 194, 195, 196, 197, 198, 199, 200, 201, 202, 203, 204, 205, 206, 207, 208, 209, 210, 211, 212, 213, 214, 215, 216, 217, 218, 219, 220, 221, 222, 223, 224, 225, 226, 227, 228, 229, 230, 231, 232, 233, 234, 235, 236, 237, 238, 239, 240, 241, 242, 243, 244, 245, 246, 247, 248, 249, 250, 251, 252, 253, 254, 255, 256, 257, 258, 259, 260, 261, 262, 263, 264, 265, 266, 267, 268, 269, 270, 271, 272, 273, 274, 275, 276, 277, 278, 279, 280, 281, 282, 283, 284, 285, 286, 287, 288, 289, 290, 291, 292, 293, 294, 295, 296, 297, 298, 299, 300, 301, 302, 303, 304, 305, 306, 307, 308, 309, 310, 311, 312, 313, 314, 315, 316, 317, 318, 319, 320, 321, 322, 323, 324, 325, 326, 327, 328, 329, 330, 331, 332, 333, 334, 335, 336, 337, 338, 339, 340, 341, 342, 343, 344, 345, 346, 347, 348, 349, 350, 351, 352, 353, 354, 355, 356, 357, 358, 359, 360, 361, 362, 363, 364, 365, 366, 367, 368, 369, 370, 371, 372, 373, 374, 375, 376, 377, 378, 379, 380, 381, 382, 383, 384, 385, 386, 387, 388, 389, 390, 391, 392, 393, 394, 395, 396, 397, 398, 399, 400, 401, 402, 403, 404, 405, 406, 407, 408, 409, 410, 411, 412, 413, 414, 415, 416, 417, 418, 419, 420, 421, 422, 423, 424, 425, 426, 427, 428, 429, 430, 431, 432, 433, 434, 435, 436, 437, 438, 439, 440, 441, 442, 443, 444, 445, 446, 447, 448, 449, 450, 451, 452, 453, 454, 455, 456, 457, 458, 459, 460, 461, 462, 463, 464, 465, 466, 467, 468, 469, 470, 471, 472, 473, 474, 475, 476, 477, 478, 479, 480, 481, 482, 483, 484, 485, 486, 487, 488, 489, 490, 491, 492, 493, 494, 495, 496, 497, 498, 499, 500, 501, 502, 503, 504, 505, 506, 507, 508, 509, 510, 511, 512, 513, 514, 515, 516, 517, 518, 519, 520, 521, 522, 523, 524, 525, 526, 527, 528, 529, 530, 531, 532, 533, 534, 535, 536, 537, 538, 539, 540, 541, 542, 543, 544, 545, 546, 547, 548, 549, 550, 551, 552, 553, 554, 555, 556, 557, 558, 559, 560, 561, 562, 563, 564, 565, 566, 567, 568, 569, 570, 571, 572, 573, 574, 575, 576, 577, 578, 579, 580, 581, 582, 583, 584, 585, 586, 587, 588, 589, 590, 591, 592, 593, 594, 595, 596, 597, 598, 599, 600, 601, 602, 603, 604, 605, 606, 607, 608, 609, 610, 611, 612, 613, 614, 615, 616, 617, 618, 619, 620, 621, 622, 623, 624, 625, 626, 627, 628, 629, 630, 631, 632, 633, 634, 635, 636, 637, 638, 639, 640, 641, 642, 643, 644, 645, 646, 647, 648, 649, 650, 651, 652, 653, 654, 655, 656, 657, 658, 659, 660, 661, 662, 663, 664, 665, 666, 667, 668, 669, 670, 671, 672, 673, 674, 675, 676, 677, 678, 679, 680, 681, 682, 683, 684, 685, 686, 687, 688, 689, 690, 691, 692, 693, 694, 695, 696, 697, 698, 699, 700, 701, 702, 703, 704, 705, 706, 707, 708, 709, 710, 711, 712, 713, 714, 715, 716, 717, 718, 719, 720, 721, 722, 723, 724, 725, 726, 727, 728, 729, 730, 731, 732, 733, 734, 735, 736, 737, 738, 739, 740, 741, 742, 743, 744, 745, 746, 747, 748, 749, 750, 751, 752, 753, 754, 755, 756, 757, 758, 759, 760, 761, 762, 763, 764, 765, 766, 767, 768, 769, 770, 771, 772, 773, 774, 775, 776, 777, 778, 779, 780, 781, 782, 783, 784, 785, 786, 787, 788, 789, 790, 791, 792, 793, 794, 795, 796, 797, 798, 799, 800, 801, 802, 803, 804, 805, 806, 807, 808, 809, 810, 811, 812, 813, 814, 815, 816, 817, 818, 819, 820, 821, 822, 823, 824, 825, 826, 827, 828, 829, 830, 831, 832, 833, 834, 835, 836, 837, 838, 839, 840, 841, 842, 843, 844, 845, 846, 847, 848, 849, 850, 851, 852, 853, 854, 855, 856, 857, 858, 859, 860, 861, 862, 863, 864, 865, 866, 867, 868, 869, 870, 871, 872, 873, 874, 875, 876, 877, 878, 879, 880, 881, 882, 883, 884, 885, 886, 887, 888, 889, 890, 891, 892, 893, 894, 895, 896, 897, 898, 899, 900, 901, 902, 903, 904, 905, 906, 907, 908, 909, 910, 911, 912, 913, 914, 915, 916, 917, 918, 919, 920, 921, 922, 923, 924, 925, 926, 927, 928, 929, 930, 931, 932, 933, 934, 935, 936, 937, 938, 939, 940, 941, 942, 943, 944, 945, 946, 947, 948, 949, 950, 951, 952, 953, 954, 955, 956, 957, 958, 959, 960, 961, 962, 963, 964, 965, 966, 967, 968, 969, 970, 971, 972, 973, 974, 975, 976, 977, 978, 979, 980, 981, 982, 983, 984, 985, 986, 987, 988, 989, 990, 991, 992, 993, 994, 995, 996, 997, 998, 999, 1000

478 476 A

Low flattened, round, with
flex. prolegs base, but
marked all over.



very long, black, thin
... ..

Aranyta on poplar Jefferson Co. W. Va. July 22
Hd 1 ± all white. w/pt large hair long abundant
white under a few stiff black ones d. whole
length. No secondary seen.

Molt July 23 Hd white with black spotting in a vertical
line on face of each side ca. 1.4 mm. Body white
hair abundant white black pencil 5, 7, 12
w/pt large canoles, 2 hair few but present
Sits J-style.

Molt July 29 Hd white with a black inverted
streak on each side. Black pencils a 5, 7, 8
& 12 with a d. white spot on 9 indirectly
another pencil. Hair white. Eithers =
poplar or valpina (Sh. hd 2.4)

Molt Aug 3 Same. Hair curved over like
valpina but pencil distinct. Hd white
the black bands of face as before.

Molt Aug 8 Hd white. Hair curved over like
valpina. Less the pencil over. Hair white & long
curving over, no black hair = valpina

Myrmica ruginodis

480

Eacles imperialis

hatched July 3
1877 from egg of
♀ from Westport

N.M. II with no

seta except on

12, iv and v con-

solidated on

a single process

except on 12 and

vi absent On

12 a long process

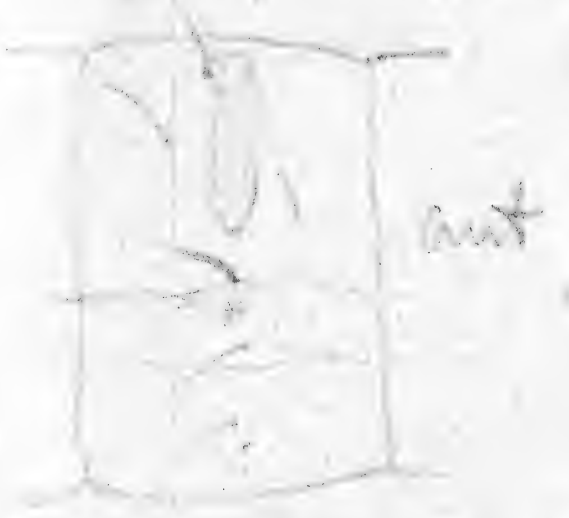

has 4 hairs



ant

of setae i + i; ii quite long with
seta, iii is a peg, iv a process, v on
the base, no process, vi a single
seta with no process, vii a blunt
seta from mid-ventral line.


ant. 1st seg. 2, 3, 4, 5, 6; 3-4
four; 5-6 three + iii + vii, 7-10 hairy
11 smooth, 12 H. 5/10, 10-12 and 13;
ant. 1st seg. ii 5 seg. and vii 4 hairs



from Westport
mostly *Quercus*
from Dart & Lake
Hiram, Herford
collected in cones

Little *Agropyron* on poplar (Trinity) 9th June
20. Hd. 7 highly bifid, nearly white
Red white, rather opaque, obscure
2, 4, 5, 7-9 & 12 basal, pale fuscous
brown; hair black & white mixed, hairs
with glabrous of central seta & hairs
is small (2 or 3) of present, elongate
several setae in secondary by plate
with 4 hairs
white 2000 (some red, H. 12, 17
112, 113, 114, 115, 116, 117, 118, 119, 120
of the same as secondary, some 7 hairs
absent Hd. 17

479



below 4th setae
ant. 7 hairs lead
to thorax, could
not see any
to other seg.

Wald juvenile HD bluish, creamy white

1-73 Soft white, scarcely touched

with pink brown traces Hair long

soft with curving with short

dark spots of black & greenish

on 5-11 7, 8, 9, 12. Wings

large to 10 mm 2d vein above

devoid, long. (♀ 38457) hd 2.7

Molt 1st white, hair long, 5 dark spots

as before hd, 3.2 white like body

Molt 2nd 8 no black spots, only a few hairs hd

white, 4.2 479. 479. 479. 479.

Little *Agropyron* on poplar (truncus) 1st June
 24. Hd. 7 ⁽⁶⁻⁹⁾ slightly bilobed, many white
 red, white, rather opaque, downy
 2, 4, 5, 7-9 & 12) broad, pale purplish
 brown, hair black & white mixed, hairs
 with a cluster of central setae of hairs
 is small (2 setae) of present change to
 several setae in an oblique by plate
 (1st June 21) from ... fluffy, fine
 white downy from ... cat ...
 (12) ... many
 of the same ...
 as before Hd 12

479



480

Eacles imperialis

-hatched July 13
1894 from egg of
♀ from Westport


U.S. II with no
setae except on
12, IV and V con-
solidated on
a single process
except on 12 and
VI absent. On
12 a long process
on the dorsal side

on 12 + I; II quite long with 2
setae, III a peg, IV 2 pairs, V on
the base, no process, VII a single
seta with no process, VIII a double
seta with a central line.

3rd stage: 2, 3, 4, 5, 6, 7, 8, 9, 10, 11, 12, 13, 14, 15, 16, 17, 18, 19, 20, 21, 22, 23, 24, 25, 26, 27, 28, 29, 30, 31, 32, 33, 34, 35, 36, 37, 38, 39, 40, 41, 42, 43, 44, 45, 46, 47, 48, 49, 50, 51, 52, 53, 54, 55, 56, 57, 58, 59, 60, 61, 62, 63, 64, 65, 66, 67, 68, 69, 70, 71, 72, 73, 74, 75, 76, 77, 78, 79, 80, 81, 82, 83, 84, 85, 86, 87, 88, 89, 90, 91, 92, 93, 94, 95, 96, 97, 98, 99, 100



481



2nd stage of *Eacles imperialis*
hatched from egg of ♀ from
Westport, N.H. It has
no setae on 12, IV and V con-
solidated on a single process
except on 12 and VI absent.

On 12 a double dorsal process
each seg. and on 12 a long
process on the dorsal side
and a corresponding one on
the ventral side.



Saw a separate
on page 11 and
12. It was
below 4th seta
ant. Tracheae lead
to them. Could
not see any
on other seg.

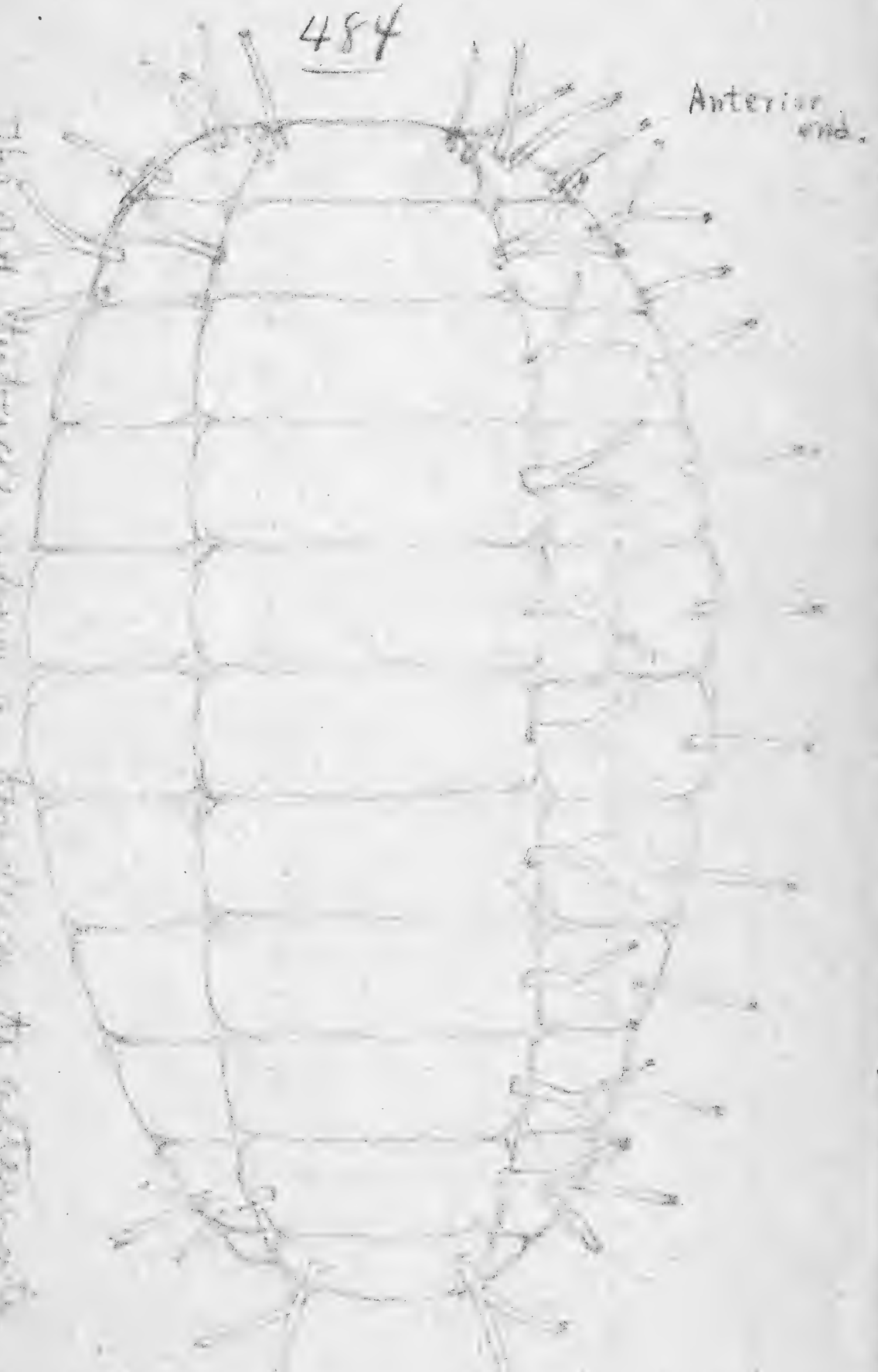
Amegilla May 11 1893
 cat. no. 11907

Two raised eye stalks, small
 body, but not like B. 115 a support
 of brown covering, brown with
 less of one brown on dorsal and
 ventral of which has several. Head
 & thorax are a few other but not ex-
 tremely reduced being very short, a few
 setae of an like of hairs. Warts reduced
 a little, yellow and brownish each
 and the tubercles reduced which has below
 a small 24 like purple spots, most of
 the "spots" not accepted!

July 29, 1893. See B. 115 to do
 with the tubercles of head. Body all
 brownish white with no
 brown tubercles, but one has
 except which has several small
 white fine white pile and
July 31 to do with the last stage which
 is before tubercles long, covered with
 two white fine pile of body, tubercles
 small and with only a few setae

484

The old tubercles, when a few days to afterwards
 (not reproduced) but it is done to reproduce into
 branching out. The tubercles are on head.



a little like 15 mm long on which,
 tubercles. Intercellular protrusions. Keen July
 July 14, 1894. [Number not = 477 July 30]

Calc. .32 .54 .70 - 1.5 2.5 ⁴² 60

Found .3± .6 1.± 1.8± 2.5± 3.5±

= Hygienes scripta var Thyges scripta
485 1, 1, 1

Cray 2-3: rostr. d? on white high
to upper side near edge of leaf
pinkish, straight up, head and
tail straight up though it has anal
ped and sides with some fringe
of by a thread. all brown, the
anal plate rounded yellow.
1, 1, 1 is nearly resembles Pulex
bilineata in color and position. Sub
with head curled around and anal
end up; 3 or 4 with folded trans
d. suggesting horns as fold occurs
on a line; 12 enlarged. Feet common.
Hd bilobed, whitish, ventral with
dark dots esp. on vertex, white
around mouth,celli black. Anal
plate pale small, triangular. Red
sensitive except for small pale area
not explained, varied with white
and brown - similar to 1, 1, 1
2-3, 5-8 and 12 d. horns a

Map 19575 Cut no 115-63

W. L. Lathyrus cyrenolopis!!

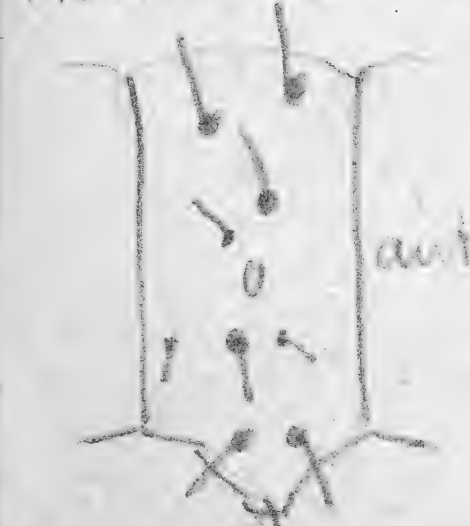
narrow straight d and lat line
with pale lateral rounded white
tinge oblique lines. The feet clear
and pale. Hd 1 line ± a few very
distinct 2d setae. One above spine
near III and other (3 or 4) S-V. (see picture)

2-4 4-12 smaller not colored



(Sketch of the head)

very similarity to 1, 1, 1 view
Hd. same as 1, 1, 1 [pale, white]



(Sketch of the head)
Stage III

Pale solid ground
or rounded with horn
from dorsal side
tubercles 6 or 8 in
line with 1, 1, 1
as in next stage but
very similarity to 1, 1, 1 view
[pale, white]
Stage III have the
pale parts shaded
with light blue green
Luna on the black
part shaded, but pale
pale with a spot near
edge to anal plate

[The text on this page is extremely faint and illegible. It appears to be a handwritten document or letter, possibly containing a list or account of items. The left side of the page shows a vertical column of text, and the right side contains several lines of text, some of which may be organized into a table or list format. The ink is very light, making the words difficult to discern.]

(See 531)

486 = 36

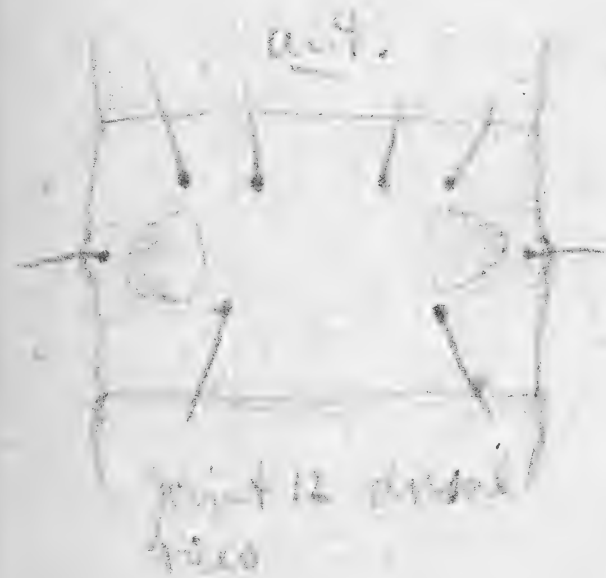
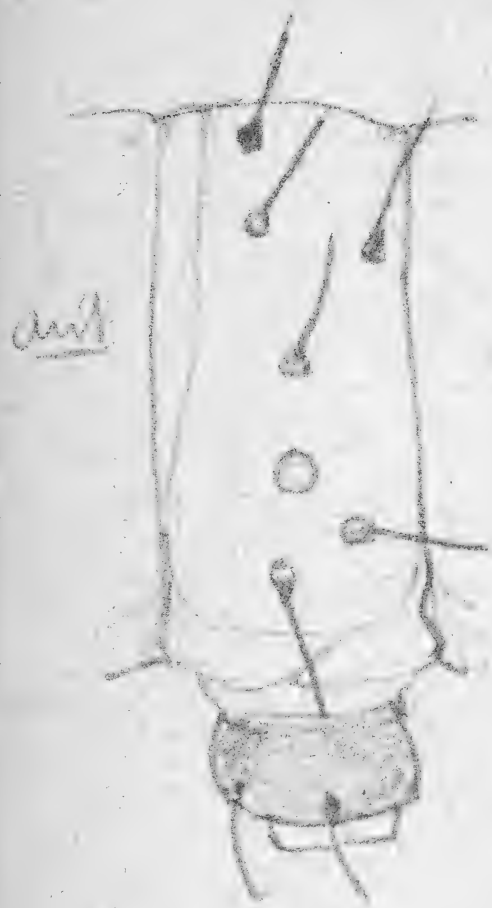
Littorina on beach, N. V. July 1894
 Like *Chrysa*, from same source, no
 trace of any reticulate tubercles. May
 with a white patch on 9 (from memory)
 No shiny black, somewhat pale, w. 4 on
 VII (18) Not black; but dorsal hair
 not black, whitish, large. Hair all feathers
 small, large, black plumbed hair 1 d
 on 5 and 12 only a few of them
 Lateral hair none. Body
 blackish ant. 1 d on 3 4 5 9 whitish
 VIII July 20 black plumbed whitish
 5 d (trace) hair, and stay line broken
 numbers, most lat. 10-12, the 10-12
 the most complete, a black pencil 1 d
 2 line, very short red, from ③ and
 ⑤ in dorsal by a single plumbed
 black hair (is esp 5-8 and 10) Hair from
 3 on 3 4 and 9 short very fine
 (mostly) white. Much hair appears
 on top 5-8, black 5-6, also to

... on Aug 20, apparently
 ... by its shed hair.

and July 7-8. Other hair black, mostly
 pale, a few long black ones at both
 ends. Red tubercles dull purple with
 a slight red tint. ^{5th lat 10} w. lat 1, 2 3 on
 VIII July 26 Not black, but Red, black!!
 Cuticle almost by the thick plumbed hair
 except 1 on VII where on the dorsum
 reddish red tubercles. Long plumbed black
 pencils 5 d on 2 and 13, the latter small
 and single plumbed along the side, 10 and
 V (③ on 5, 6, 7, ⑤ on white length) also a
 thick d. lat 12, not true black as well
 as the dense brushes 5+6. Other hair all
 mostly white mixed with ^{black} bristles; 5-V
 hair white strictly barbed but not
 mixed. Long black near single hair
 extend over head and back from 13
 feet and mouth space.
 VIII July 6 Same as previous but with
 5-9 ... V dorsal ...
 ... black, 6 part ...
 ... white ...
 ... black ...

487

Portulaca caerulea in parts in the
 woods, Upper Quabbin Lake July 17 1894
 40 small as larvae, body setae just
 a slightly enlarged, 13 arched. Abd
 feet on 9, 10 & 13 very ev. trace on
 7 & 8 the 3 setae vii moderate
 separated closely like those on 5 & 6
 setae normal (Proctura). Light
 green, a black line over ocelli
 along a dark band a white stg. in
 not very distinct and ending at
 12 (13) feet with a white line in
 series of sep black dots 5-8
 just above it. Some faint wavy
 white line in dorsum. 5 prolegs
 white with black line. Setae short
 black. Hd 22 ± (Hd)



488


Danaus archippus on
 milkweed, near the
 Hay Hotel July 9 1894
 very distinct setae
 unusual except
 that there are ten
 on each side!
 The fleshy tubercles
 are represented by
 little bumps,
 the pair on thorax
 arise under a
 tubercle but there
 are one pair
 (not fig)

ratios: .7 (.84) (.91)

coll. 35 .50 (.59) .73 1.05 (1.24) (1.36) 1.5 2.1

489

Stethorus punctatus? egg on top of lobe of leaf
 underside, leaf upper side, July 22, 1894
 central part of 3rd coat, high plate
 like ridges very faint and numerous
 marked with red and thickening
 which form the long, curving crescentic
 ridge, but slightly more after before
 reaching the dark part, ridges colored
 (mainly separated by fine dots)
 45 or 50. (Early 2 lat. red)
 [See 482 for steps II]



Hatched Aug. 5
 i perfectly developed, no-
 where single d., ii &
 iii normal, but 3 setae
 below spiracle absent

on 12 where the antenna one of the
 double V is absent. In another 12 lobe
 the 2nd. lar. 11 V has the 2 setae in line

♀ pupae on gooseberry Jefferson Highlands Mt., July 28 1895-

Hd 1.2 ± Spine ① d. 5-12, Hd black, tubercles with apical spines. Spines black with orange bases. Body purplish with 3 narrow pale obscure lateral lines. Bases of feet orange leg plates black. Spines scarcely branched but with stiff setae, arranged as in mature larva.

Hd 2 mm Hd black, a little reddish behind, apices of the produced tubercles white. Spine orange red at base, the color spreading upward, ① except on 7 & 9 and several of ② all of the pale color. Bases of spines nearly cartilaginous, at least in color in a trans. band. Behind the spine on each seg body nearly naked narrowly with black & white, a front u. d. & 2 oblique lateral black lines on a white ground. Below spinose irregularly spotted with black on white ground. Feet blackish.

Hd 2.7 ± (mature) Hd brown or whitish more or less black mottled or even more entirely black; apical spine black the numerous produced tubercles white. Body paler than before spine ① & ② and then. Bases milk white, pinkish or yellowish the black mottles as before but narrower, enclosed by the white ground. Bases of ③ & ④ stand in a narrow reddish broken wavy line & bases of another 5 or 6 along the 2^d tubercular vi, breaking up the 5 or 6 into black & white mottling. Bases of feet black, the leg plates reddish. Spine all white except a few at extremities & here & there one of ③ which are pretty or wholly black

Colt Aug 16 1895 - S. J. Poque

ratios: .7 (84) (.91)

Call. 35 .50 (.59) .73 1.05 (1.24) (1.36) 1.52.1

35 .50 .60 .70 1.05 1.2 1.3±

489

Calliphora vicina? eggs on top of lobe of larva
 on body leaf, upper side, July 22, 1894
 associated with 8 near high plate
 with ridges, very faint and narrow
 marked with vertical thickening
 on lobe in the body, curving cross section
 flat, but abruptly, near apex before
 the ridge. Dark green, ridges colorless
 (possibly infected by flies. For
 48 on July 20, (only 2 hatched)
 [See 482 for map. II]




Hatched Aug. 5
 i perfectly normal, no-
 where single dots, ii ±
 iii normal, but 3 dots
 below spiracle except

on 12 where the anterior one of the
 spiracle V is absent. In ant. 12 like
 the rest. Ant 11 v has the 2 dots in line.

490

Calliphora vicina?
 on body leaf, upper side, July 22, 1894
 associated with the larva
 with ridges, very faint and narrow
 marked with vertical thickening
 on lobe in the body, curving cross section
 flat, but abruptly, near apex before
 the ridge. Dark green, ridges colorless
 (possibly infected by flies. For
 48 on July 20, (only 2 hatched)
 [See 482 for map. II]



Hatched July 28 (10) showing black over
 the whole of the larva
 the dots are 3 in line
 in 35 stage. Early yellowish
 with black, present,
 most large, showing
 magnification with
 some long setae, not
 well visible

[1] Ant 3 had 2 dots and plate
 with 2 dots showing
 (1) Ant 3 had 2 dots and plate



dorsal band iii - iii but
 paler centrally, as as
 to be almost reduced
 to 2 sd bands, base
 black & white mixed,
 short, bristly, hooding

long and slender, a little brownish
 slender, s-v. No dots round. 5 mm ±
 later dorsal, whitish, with a yellowish
 or more just above iv. sd band slaty
 brown, punctate, d. in incisions.

Sept 17 (hd. 6) hd. 6
 black, w. a broad
 white line; a
 blackish sd band between ii and iii,
 rather irregular, a broad pale band
 over iv, bordered with yellow above and
 under (iv), a greyish s-v shade over
 v; feet black. Hair short, stiff -
 not very abundant, black & white mixed.

Sept 20 hd shiny black and up to
 feet, a black, a broad white
 line and side, dorsal sd line iii

a broad bright yellow stripe, dorsal
 white, iii - iv black, in which it
 runs horn cloud, bristly in appearance
 black & white mixed. Feet blackish
 white white in a broad stripe between
 interrupted by black vii in 5 & 6.

Sept 5 black, a rather broad d. line
 straight and white, very narrow
 sd and s-v pale prominent lines; a
 light yellow stripe, transverse,
 streaked on the folds. Feet black, a
 broad defined pale ventral band,
 more white than short, bristly, black
 and white mixed. ✓ hd. 405 mm show

Sept 7 black, white d. line, 12
 a distinct yellow d. and stripe line, the
 latter broader & compact; transverse
 streaks on the annulets; base of s-v
 band, whitish. Vents large, hair very
 short but abundant, bristly, black
 in s-d line is the most trace - very
 shiny black, looks white in oblique light

claspers of abd. feet pale, venter white
VII Oct 8 Black but some shiny hair.
abd. but ^{black} d. line yellow distinct. Sig
line broken into 4 dots the ant. & 2 pit
transverse yellow, the 2nd longitudinal
& white a few s-v pale yellow dots
Feet black but venter more white
Hd 1.3 ±

Calc .35 .50 .73 1.05 1.5 2.1

491

Callinorpha lecontei? (with Dr. Lintner 491)
eggs laid July 9. Like 490 but very
pale yellow and scarcely shiny. Relic
lation evident small, pit like close
rounded, casting shadows in the
depressions. The principal difference is
that they are deeper and smaller. ♂
Died without hatching. Head black on
apex, the clypeus pale. Body and
hair pale apparently. closely similar
to 84490

491A

Mrs. Slessor found larvae of the (?) on
Eupatorium in Sept 1896. They were
abundant. Some said to her on
Sept 15 Hds 1.5 ± shiny black. Venter black
normal, hair short, and abundant
black & white. Body black, dorsal
line narrow broken yellow or partly
a wholly obscure whitish like sd
line. sty line broad, white in center

of egg, yellow and broken into 2
trans yellow streaks on feet part.
S-S(V) and S-V(VI) very smooth, connect,
slightly joining the stig. line in some
places, whitish, the S-S slightly tinted
with yellow. Venter broadly gray white
forming S-V line in places. (Francis W. H.)
[Hybernating by Sept 19] (died)


491 B

Larva found by Juntel at San Lee, hibiscus,
feeding in the house March 6 1897. Had
shed once since found.

Black, d. line yellow, broken, faint and
subulate. Superstyg line yellow, broken
into dots; substyg. narrow, subcon-
nected, absolutely connecting to super-
styg esp. on thorax by dots which
also reach down around v and vi.
Venter broadly pale gray, black
dotted. Hair black

Shed Mar. 9 Head 2.7 shiny black. Body
black, warts blue black, legs reddish. Hair

short, stiff, gray red and white mixed
Dorsal line of 2 red dashes between
i and ii resp. broken interseg. and in
middle of segs. No sd line, but a very
few pale mottled dots. Superstyg.
band broken into several transverse
streaks, orange red in the middle of seg.
white in incisures, deep yellow on
thorax. Substigmatal band composed of
numerous deep yellow dots, diffuse,
running iv-vi, powdery, not a con-
nected band. Venter broadly pale
gray, black dotted. D. line whitish
& faint on thorax. Found Hyb. in IV



Wm. H. G. Brown
1850