

1896

SEEDS

For the

Vegetable  
Garden

Flower  
Garden

Lawn and  
Farm

Gift of

*J. Horace McFarland Co.*

Harrisburg, Penna.

May 1957

J. JEROME SMITH  
Seedsman

SEEDS


—Wilmington, Del.

N. E. Cor. Fourth and Shipley Sts.



STRATAGEM PEA.

## To Old Friends and New.



THE ground upon which our business claims attention through the pages of this Catalogue is its sound leading principle of supplying the best class of seeds at the most moderate prices. Upon this ground it has yearly grown larger, like a thrifty plant from a strong root. Intelligent readers will note that our prices are remarkably low, but these in no way affect the quality of our seeds, which are as good as can be purchased anywhere.

The prices quoted are the ruling net prices, and do not include free delivery by mail, except for Flower Seeds in packets.

For Seeds Sent by Mail, add 8 cents per pound, 15 cts. per quart, to prices. Express Charges are not uniform, since they depend upon the distance goods are sent.

**Warranties.** Seeds of the best quality will sometimes fail through improper treatment. The conditions suitable to one kind may not suit another. Causes of failure are many and varied, and cannot here be taken into consideration. So, while taking the greatest possible care to have all Seeds pure, reliable, and true to name, all our Seeds are sold without any warranty, expressed or implied, and without any responsibility in respect to the crop.

Yours for future service,

Fourth and Shipley Sts.,

J. JEROME SMITH,  
WILMINGTON, DEL.





# GENERAL LIST OF VEGETABLE SEEDS.

## ARTICHOKE.

German, Artischocke. French, ARTISCHAUT. 1 oz. will produce 500 plants.  
Sow in April, in soil well manured, and transplant the following spring, setting them in rows 3 feet apart and 2 feet in the row. Protect well during the winter by a covering of straw or leaves. This plant succeeds best in a warm climate.



ARTICHOKE.

**Large Globe.** The standard and best Pkt. Oz. ¼lb. Lb.  
variety . . . . . \$0 10 \$0 25 \$0 75 \$2 50

## ASPARAGUS.

German, Spargel. French, ASPERGE. 1 oz. for 60 feet of drill.

Sow in autumn or in spring as soon as the soil is in good working condition. The seed bed should be thoroughly spaded over, the surface leveled and raked smooth, and the seed sown, not very thickly, in drills 12 or 14 inches apart and about an inch deep. When the plants are well up, thin them to 3 inches apart. Cultivate during summer, and give the plant a light covering of stable litter during winter. At one or two years transplant to permanent beds, in rows 3 feet apart and the plants 1 foot apart in the rows. The soil should be trenched 2 feet deep, and highly manured.

**Conover's Colossal.** The largest and most prolific . . . . . Pkt. Oz. ¼lb. Lb.  
Two-year-old roots . . . . . 75 cts. per 100, \$5 per 1,000 . . . \$0 05 \$0 10 \$0 20 \$0 50  
**Barr's Mammoth.** Very large, tender stocks . . . . . 05 10 15 50  
Two-year-old roots . . . . . 75 cts. per 100, \$5 per 1,000 .

## BEANS. (DWARF OR BUSH.)

German, Busch Bohnen. French, HARICOTS NAINS. 1 qt. to 100 feet, in drills.

About the first of May select a warm, dry, sheltered spot, dig and manure slightly, make drills 2 inches deep and 2 feet apart, drop the Beans 3 inches apart in the drill, and cover not more than 2 inches deep. Keep hoed when not wet, and the weeds killed. Sow every two weeks for a succession.

## GREEN-PODDED VARIETIES.

	Qt.	½ Pk.	Pk.	Bus.
<b>Early Mohawk.</b> Very early; will stand more cold than others. . . . .	\$0 20	\$0 60	\$1 00	\$4 00
<b>Early Yellow Six Weeks.</b> Early and prolific . . . . .	20	60	1 00	4 00
<b>Improved Early Round-Pod Valentine.</b> The best and most popular green-podded Bean . . . . .	20	60	1 00	4 00
<b>Best of All.</b> Very productive; showy half-round pods. . . . .	20	60	1 00	4 00

## DWARF WAX BEANS.

**Golden Wax.** A well established variety of excellent quality. Qt. 20 cts., ½pk. 60 cts., pk. \$1.10, bus. \$4.25.  
**Wardwell's Kidney Wax.** The hardiest, earliest and best flavored Wax Bean. Qt. 20 cts., ¼pk. 65 cts., pk. \$1.25, bus. \$4.50.  
**Saddleback Wax.** Large, long, round pods, absolutely stringless; very fine. Qt. 30 cts., ½pk. \$1, pk. \$1.75, bus. \$6.50.  
**Dwarf German Black Wax.** Early; round golden pods. Qt. 20c., ½pk. 60c., pk. \$1, bus. \$4.50.  
**Prolific German Black Wax.** Very early and prolific; full, round pods; stringless. Qt. 20 cts., ½pk. 65 cts., pk. \$1.25, bus. \$4.50.  
**Currie's Rust-Proof Wax.** Very early and prolific. Qt. 20 cts., ½pk. 65 cts., pk. \$1.25, bus. \$4.50.



PROLIFIC GERMAN WAX.

**BEANS, DWARF WAX—CONTINUED.**

	Qt.	½pk.	Pk.	Bus.
<b>Black-Eyed Wax.</b> Very early and prolific . . . . .	\$0 20	\$0 65	\$1 25	\$4 50
<b>Golden-Eyed Wax.</b> Very hardy and prolific; early, and not liable to rust . . . . .	20	65	1 25	4 50

**BUSH LIMA BEANS.**

	Qt.	½pk.	Pk.
<b>Burpee's Bush Lima.</b> A well-established dwarf; form of the large Lima Bean; very prolific; has yielded over 300 pods on a single bush. . . . .	\$0 30	\$1 00	\$1 75
<b>Dreer's (Kumerle) Bush Lima.</b> Another dwarf; bush form, with smaller Beans . . . . .	30	1 00	1 75

**POLE OR RUNNING BEANS.**

	Qt.	½pk.	Pk.
<b>Large White Lima.</b> Extra-large, white Beans; very productive. . . . .	\$0 30	\$1 00	\$1 75
<b>King of the Garden Lima.</b> Large pods; somewhat earlier, and a better yielder than above . . . . .	30	1 00	1 75
<b>Early Jersey Lima.</b> Beans smaller and somewhat earlier than the large Limas . . . . .	30	1 00	1 75
<b>Dreer's Improved Lima.</b> Fine quality. . . . .	30	1 00	1 75
<b>Golden Cluster.</b> Pods a beautiful golden color; Beans large and absolutely stringless . . . . .	30	1 25	1 75
<b>White Creaseback.</b> The best early green-podded pole Bean . . . . .	30	1 00	1 75
<b>Lazy Wife.</b> Green-podded; stringless; very productive . . . . .	30	1 00	1 75
<b>Scarlet Runner.</b> A very ornamental as well as useful Bean . . . . .	30	1 00	1 75

**BEET.**

German, Runkel-Rübe. French, BETTERAVE. 1 oz. for 50 ft. of drill.

Sow as early in the spring as the ground can be worked, and every 2 weeks after for a succession, up to the first week of July. For general crop, sow about the middle of May. The soil should be a light, sandy loam, well enriched with stable manure, and plowed and harrowed until very fine. Sow in drills from 12 to 15 inches apart, and when well up, thin from 4 to 6 inches. The young Beets pulled out of the rows are excellent used as spinach. Will keep well all winter if stored in the cellar, or buried outside like potatoes.

**Early Egyptian.** Roots roundish, deep red, sweet; good for very early use. Pkt. 5c., oz. 10c., ¼ lb. 20c., lb. 50c.

**Extra-Early Blood Turnip.** Ready for market as early as Egyptian; of much finer appearance and quality. Pkt. 5 cts., oz. 10 cts., ¼ lb. 25 cts., lb. 80 cts.

**Bastian's Extra-Early Red Turnip.** Recommended for earliness, quality and productiveness. Pkt. 5 cts., oz. 10 cts., ¼ lb. 20 cts., lb. 50 cts.

**Bastian's Half-Long.** A good late variety, much planted for winter use. Pkt. 5 cts., oz. 10 cts., ¼ lb. 20 cts., lb. 50 cts.

**Eclipse.** Very early, of rapid growth, has small tops. Pkt. 5 cts., oz. 10 cts., ¼ lb. 20 cts., lb. 50 cts.

**Edmand's Early Turnip.** A very handsome round Beet of good quality. Pkt. 5 cts., oz. 10 cts., ¼ lb. 20 cts., lb. 50 cts.

**Columbian.** A valuable new early and main-crop variety; fine in appearance and quality. Pkt. 5c., oz. 10c., ¼ lb. 20c., lb. 70c.



EXTRA-EARLY ECLIPSE.

**SWISS CHARD, OR SILVER BEET.**

Cultivated for its tender leaves, which are excellent for greens. Sow and cultivate like spinach, thinning out for use as it grows. Pkt. 5 cts., oz. 10 cts., ¼ lb. 25 cts., lb. 75 cts.



**SUGAR, BEET AND MANGEL-WURZEL.**

	¼lb.	Lb.	5-lb.
<b>Lane's Imperial Sugar.</b> The best stock Beet growing; very large and sugary . . . . .	\$0 10	\$0 30	\$1 00
<b>Long Red Mangel.</b> Grows to a very large size . . . . .	10	30	1 00
<b>Golden Giant Intermediate.</b> A magnificent Beet; growing mostly above ground. . . . . 4 lbs. \$1 .	10	30	1 20
<b>Golden Tankard.</b> Said to contain less water and more sugar than other kinds. 4 lbs \$1 .	10	30	1 20
<b>Yellow Globe.</b> Very productive and easily pulled . . . . .	10	30	1 00



BRUSSELS SPROUTS.

**BRUSSELS SPROUTS.**

German, Grüner Kopfschl. French, CHOU DE BRUXELLES.

1 oz. for 2,000 plants.

This is a delicious vegetable, superior to either borecole or spinach, and should be planted in every vegetable garden. The small cabbage-like heads which grow upon the stem are much improved by a moderate frost. Sow in hotbeds in March or April, and in the open ground in May, cultivating as recommended for broccoli.

**Best French or Roseberry.** Very good . . . . . Pkt. Oz. ¼lb. Lb.

\$0 05 \$0 30

**New Half Dwarf.** The very best

and surest strain . . . . . 05 30 \$0 80

**Improved Dwarf.** Compact heads of fine quality . . . . . 05 25 70 \$2 00

**BORECOLE, OR KALE.**

German, Blätter-Kohl. French, CHOU VERT. 1 oz. for 3,000 plants.

Borecole, or Kale, may be grown in almost any soil, but the richer it is the more abundant the product. Sow from the middle of April to the beginning of May in prepared beds, covering the seed thinly and evenly; transplant in June, and treat in the same manner as for cabbage. Of all the cabbage tribe, this is the most tender and delicate, and would be much more extensively grown than it is if its excellent qualities were generally known. The varieties are all extremely hardy, and are best when touched by frost.

Pkt. Oz. ¼lb. Lb.

**Dwarf German Kale.** The favorite variety, more largely grown

than any other; very hardy, tender and delicate in flavor . . . \$0 05 \$0 10 \$0 20 \$0 75

**Tall Curled Scotch.** A fine plant, about 2 feet tall . . . . . 05 10 20 75

**CABBAGE.**

German, Kopfschl. French, CHOU POMME. 1 oz. will produce 2,000 plants.

The Cabbage to be well-grown, requires a deep, rich, loamy soil. For early use, sow the seed in hotbeds in February or March, or it may be sown about the middle of September, and the plants wintered over in coldframes. Transplant in spring, as soon as the ground can be worked, in rows 2 feet apart, and the plants 18 inches apart in the rows. For late or winter use, the seed should be sown in May, and the plants set out in July, 2½ by 3 feet.

**Selected Extra-Early Jersey Wakefield.** A very fine pure strain of this well-known standard early sort. Pkt. 5 cts., oz. 20 cts ¼lb. 70 cts., lb. \$2 50.

**Early Winnigstadt.** Very popular; large; decidedly conical, hard heads. Pkt. 5 cts., oz. 15 cts., ¼lb. 50 cts., lb. \$1 50.

**Burpee's Allhead Early.** The very best second-early, and also good late Cabbage. Pkt. 5 cts., oz. 20 cts., ¼lb. 60 cts., lb. \$2.

**Henderson's Early Summer.** A popular second-early sort. Pkt. 5c. oz. 20c., ¼lb. 50c., lb. \$2.75

**Henderson's Succession.** Ten days later than Early Summer. Pkt. 5 cts., oz. 20 cts., ¼lb. 50 cts., lb. \$1.75.

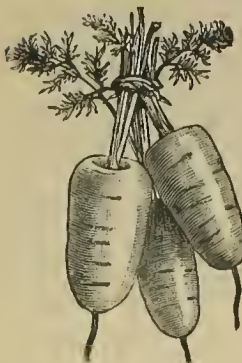


BURPEE'S ALLHEAD EARLY.

BURPEE'S ALLHEAD EARLY.

## CABBAGE—CONTINUED.

	Pkt.	Oz.	½lb.	Lb.
<b>All Seasons.</b> Good for autumn or winter; of a good dark green color . . . . .	\$0 05	\$0 20	\$0 60	\$2 00
<b>Early Flat Dutch.</b> Quick-growing, and earlier to mature than other Flat Dutch kinds . . . . .	05	20	60	2 00
<b>Large Late Flat Dutch.</b> The well-known popular winter variety . . . . .	05	20	60	2 00
<b>Large Late Drumhead.</b> Late winter variety . . . . .	05	15	50	1 75
<b>Short Stem Drumhead.</b> Very compact; leaves generally turn into fine heads . . . . .	05	20	60	2 00
<b>Surehead.</b> The famous late main crop Cabbage . . . . .	05	20	60	2 00
<b>Perfection Drumhead Savoy.</b> Of very superior flavor; hard-heading; late . . . . .	05	15	50	1 50
<b>Mammoth Rock Red.</b> The best of the red varieties; for pickling . . . . .	05	20	75	2 50



CARROTS.

## CARROT.

German, Möhre. French, CAROTTE. 1 oz. to 100 ft. of drill.

Deeply tilled soil, of a light, sandy nature, is the most suitable for Carrots. Avoid sowing on newly manured ground, which has a tendency to produce forked roots; the land should therefore be manured the previous season. For early crops, sow as soon as the ground can be worked, and for later crops, from the beginning until the end of May, in rows 15 inches apart and half an inch deep. Thin out the young plants to 5 inches, and keep the surface open by frequent use of the hoe.

	Pkt.	Oz.	½lb.	Lb.
<b>Early Scarlet Short Horn.</b> The earliest in cultivation; small, round . . . . .	\$0 05	\$0 10	\$0 20	\$0 60
<b>Danvers Half-Long.</b> Rich deep orange color; midway in size . . . . .	05	10	20	60
<b>Long Orange Improved.</b> Well-formed; of large size, deep orange color and good quality . . . . .	05	10	20	60
<b>Chantenay.</b> For table use probably the best . . . . .	05	10	20	60
<b>Large White Belgian.</b> Attains the largest size, and will yield more than any other variety . . . . .	05	10	20	50

## CAULIFLOWER.

German, Blumenkohl. French, CHOUFLEUR. 1 oz. for 2,000 plants.

A good, extra-rich soil is essential for the successful cultivation of this most delicious vegetable. Our most experienced cultivators, however, acknowledge the advantage of a cool, moist season. Pursue the same general directions as recommended for growing cabbage, watering liberally during dry weather. An occasional application of liquid manure is beneficial.

**Early Snowball.** One of the earliest; of compact form and very dwarf; may be planted 20 inches apart.

□ Pkt. 20 cts., ¼ oz. 60 cts., oz. \$2.

**Early Erfurt.** One of the earliest and most desirable varieties. Pkt. 10 cts., ¼ oz. 50 cts., oz. \$1.50.

**Veitch's Autumn Giant.** Late, with very large heads. Pkt. 5 cts., ¼ oz. 20 cts., oz. 60 cts.

## CHERVIL.

German, Gartenerbel. French, CERFEUIL.

Cultivate and use like parsley. Sow any time in spring, in shallow drills, 1 foot apart.

**Curled.** The young leaves are used as salad, and for seasoning soup. Pkt. 5c., oz. 15c., ¼lb. 50c., lb. \$1.50.



CAULIFLOWER.

**CELERY.**

German, Sellerie. French, SELERI. 1 oz. for 3,000 plants.

The seed may be sown in the open border, as soon in April as the ground can be worked. When the plants are 3 inches high, transplant 4 inches apart into temporary beds of soft, rich soil, where they will soon acquire sufficient strength for finally planting into trenches. Dig the trenches 18 inches deep, 12 inches wide, and 4 feet apart; lay the soil out of the trench on each side, and at the bottom place a layer of well-rotted manure, digging it well in to incorporate it with the soil. Select the strongest plants, which place to the center of the trench, about 8 inches apart, taking care not to remove the ball of soil attached to the roots. In dry weather give a liberal supply of water, and feed up with liquid manure. Earth up as plants require it, carefully closing the leaves to prevent the soil from falling into the heart of the plant.



WHITE PLUME.

	Pkt.	Oz.	¼lb.	Lb.
<b>White Plume.</b> Nearly white; requires but little banking-up for blanching . . . . .	\$0 05	\$0 20	\$0 60	\$2 00

<b>Golden Self-Blanching.</b> A grand variety, on the order of White Plume, but with stalks of rich golden yellow . . . . .	05	25	1 00	3 00
---	----	----	------	------

**Dwarf Golden Heart.**

One of the crispest, nut-

tiest sorts, either for private use or market . . . . .	05	20	60	2 00
<b>Crawford's Half Dwarf.</b> Growth vigorous; flavor fine . . . .	05	20	60	2 00
<b>Giant Pascal.</b> Large in growth and fine in quality; keeps well .	05	20	60	2 00
<b>Boston Market.</b> A standard dwarf variety of superior flavor .	05	20	60	2 00
<b>Celeriac, or Turnip-Rooted</b> . . . . .	05	20	60	2 00

**CHICORY.**

German, Endivie. French, CHICOREE.

	Pkt.	Oz.
<b>Large-Rooted.</b> Used to mix with or as a substitute for coffee. Cultivation same as the carrot . . . . .	\$0 05	\$0 10

**CORN SALAD, OR FETTICUS.**

German, Lammersalat. French, MACHE. 1 oz. to 150 feet of drill.

Sow during August or early in September, in drills a quarter of an inch deep and 6 inches apart. If dry weather, tread in the seed lightly. Keep down weeds with the hoe. Just before the first of winter, cover thinly with thin straw or leaves. A delicious hardy salad.

	Pkt.	Oz.	¼lb.	Lb.
<b>Large-Seeded.</b> The most popular variety grown . . . . .	\$0 05	\$0 10	\$0 20	\$0 60

**CORN, SWEET OR SUGAR.**

German, Weichkorn. French, MAIS. 1 qt. for 200 hills.

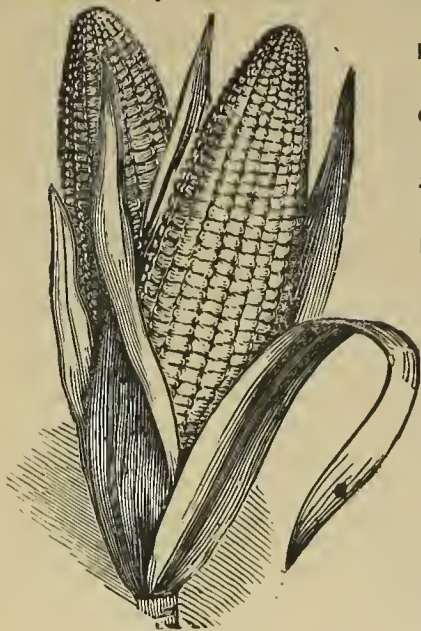
Plant in hills, 3 feet apart each way, and 5 or 6 kernels in a hill. Hoe often and draw soil up to the stems; break off side shoots. Make the ground rich with well-rotted manure. Sown in drills, a greater yield from a given surface will be obtained.

	Pt.	Qt.	½pk.	Pk.	Bus.
<b>Extra-Early Adams.</b> Not a Sugar Corn, but very fine and early . . . . .	\$0 10	\$0 15	\$0 50	\$0 75	\$2 50
<b>Early Adams.</b> Ears larger than in the above . . . . .	10	15	50	75	2 50
<b>Cory Early.</b> Fair-sized ears of good quality . . . . .	10	15	50	75	2 50
<b>Shaker's Early.</b> Early; large ears . . . . .	10	15	50	75	2 50
<b>Early 8-Rowed.</b> Ears long; kernels white and deep . . . . .	10	15	50	75	2 50



**SWEET CORN—CONTINUED.**

**Stabler's Early.** Remarkable for sweetness and earliness; large ears for such an early Corn. Pt. 10 cts., qt. 15 cts.,  $\frac{1}{2}$  pk. 50 cts., pk. 75 cts., bus. \$2.50.



SWEET CORN.

**Potter's Excelsior, or Squantum.** Ripens early; has large, fine ears. Pt. 10 cts., qt. 15 cts.,  $\frac{1}{2}$  pk. 50 cts., pk. 75 cts., bus. \$2.50.

**Gold Corn.** Remarkably sweet, if not the sweetest of all. Pt. 10 cts., qt. 15 cts.,  $\frac{1}{2}$  pk. 50 cts., pk. 75 cts., bus. \$2.50.

**Stowell's Evergreen.** More largely grown than all others. Pt. 10 cts., qt. 15 cts.,  $\frac{1}{2}$  pk. 50 cts., pk. 75 cts., bus. \$2.50.

**Early Mammoth.** Large well-filled ears; much earlier than Late Mammoth. Pt. 10 cts., qt. 15 cts.,  $\frac{1}{2}$  pk. 50 cts., pk. 75 cts., bus. \$2.50.

**Late Mammoth.** Large ears; rich and sweet. Pt. 10 cts., qt. 15 cts.,  $\frac{1}{2}$  pk. 50 cts., pk. 75 cts., bus. \$2.50.

**Egyptian.** Late; ears very fine. Pt. 10 cts., qt. 15 cts.,  $\frac{1}{2}$  pk. 50 cts., pk. 75 cts., bus. \$2.50.

**Country Gentleman.** Very large and sweet-grained; in irregular rows. Pt. 10 cts., qt. 15 cts.,  $\frac{1}{2}$  pk. 50 cts., pk. 75 cts., bus. \$2.50.

**FIELD CORN.**

This Corn was grown especially for seed in the extreme north, and may be depended upon as a first-class article, while the price is quoted much lower than usual. Bus.

**Golden Beauty.** (Dent.) Very handsome; fine yielder. . . . . \$1 25

**Pride of the North.** (Dent.) Planted as late as July, it has matured by October; ears 8 to 10 inches long, and 14 to 16 rows to cob. . . . . 1 25

**Leaming.** (Dent.) Large, deep grains; bright yellow. . . . . 1 25

**Mastodon.** (Dent.) The largest-eared early Dent Corn; large grains. . . . . 1 25

**Minnesota King.** . . . . 1 25

**Hickory King.** (Dent.) Large white grain, small cob. . . . . 1 25

**New Keystone Mammoth Pride.** . . . . 2 00

**Blunt's Prolific.** A valuable fodder Corn. . . . . 1 25

**POP-CORN.**

**Rice.** For parching (on ears). Lb. 10 cts.

**BROOM CORN.**

	Qt.	Pk.	Bus.
Improved Evergreen . . . . .	\$0 20	\$0 75	\$2 75

**CRESS, OR PEPPER GRASS.**

German, Kresse. French, CRESSON. 1 oz. to 50 ft. of drill.

A popular, pungent salad, which should be sown early in the spring—very thickly in shallow drills—and at short intervals for succession, as it soon runs to seed.

	Pkt.	Oz.	$\frac{1}{4}$ lb.	Lb.
Extra-Curled. The finest variety grown . . . . .	\$0 05	\$0 10	\$0 15	\$0 40

**WATER-CRESS.**

German, Brunnen-Kresse. French, CRESSON DE FONTAINE


This universally esteemed and exceedingly wholesome salad may be grown in any moist situation, but more successfully by the edge of a running brook. The seed may be sown in May, on the ground where it is intended to be grown, and the thinnings transplanted.

	Pkt.	Oz.
Water-Cress. The ordinary variety . . . . .	\$0 10	\$0 50

**CUCUMBER.**

German, Gurke. French, CONCOMBRE. 1 oz. to 50 hills.

Cucumbers succeed best in warm, moist, rich, loamy ground. They should not be planted in the open air until there is a prospect of settled warm weather. Plant in hills about 4 feet apart each way. The hills should be previously prepared by mixing thoroughly with the soil in each a shovelful of well-rotted manure. When all danger from insects is past, thin out the plants, leaving 3 or 4 of the strongest to each hill.



CUCUMBER.

**Early Frame, or Short Green.** A valuable, very early sort for table or pickling. Pkt. 5 cts., oz. 10 cts.,  $\frac{1}{4}$  lb. 20 cts., lb. 60 cts.

**Early Russian.** Very early; short. Pkt. 5 cts., oz. 10 cts.,  $\frac{1}{4}$  lb. 20 cts., lb. 60 cts.

	Pkt.	Oz.	$\frac{1}{4}$ lb.	Lb.
<b>Early Green Cluster.</b> Fruit small, and in clusters . . . . .	\$0 05	\$0 10	\$0 20	\$0 60
<b>Improved White Spine.</b> Good size; retains its color well . . . . .	05	10	20	60
<b>Long Green Turkey.</b> The favorite pickling variety . . . . .	05	10	20	60
<b>Jersey Pickling.</b> Used largely by New Jersey truckers . . . . .	05	10	20	60
<b>Boston Pickling.</b> A favorite eastern variety . . . . .	05	10	20	60
<b>Giant Pera.</b> Very long; very fine quality . . . . .	05	10	20	75
<b>Gherkin, or Burr.</b> Very small; used only for pickling . . . . .	05	20	50	1 50

**EGG-PLANT.**

German, Eierpflanze. French, AUBERGINE. 1 oz. for 1,000 plants.

The Egg-plant is a tender vegetable, and must not be planted out until the weather is warm and settled. Sow early in spring in hotbeds, or, if these are not convenient, sufficient plants may be raised for a small garden by sowing a few seeds in common flower-pots or boxes in the house. Plant out early in June, from 2 to 3 feet apart.

**New York Improved.** A superior market variety, of large size pkt. Oz.  $\frac{1}{4}$  lb. Lb.  
and fine quality . . . . . \$0 05 \$0 30 \$1 00 \$4 00

**ENDIVE.**

German, Endivie. French, CHICOREE. 1 oz. to 200 feet of drill.

Sow in June, July and August; cover lightly. When up, thin out to 8 inches apart, and give a good watering afterwards if dry. When the leaves are 6 or 8 inches long, blanch by gathering in the hand, tying together near the top with yaru; or take up carefully, with a ball of earth to each plant, and place close together in frame or cellar for use. They must be kept dry, and have plenty of air, or they will rot.

	Pkt.	Oz.	$\frac{1}{4}$ lb.	Lb.
<b>Green Curled.</b> Very hardy, with green-curved leaves; very ornamental . . . . .	\$0 05	\$0 20	\$0 50	\$1 50
<b>White Curled.</b> The most beautiful and favorite variety . . . . .	05	20	50	1 50
<b>Broad-Leaved.</b> Large heads and broad, thick leaves. Pkt. 5 cts., oz. 20 cts., $\frac{1}{4}$ lb. 50 cts., lb. \$1.50.				

**KOHL-RABI.**

German, Kohlrabi. French, CHOU-RAVE.

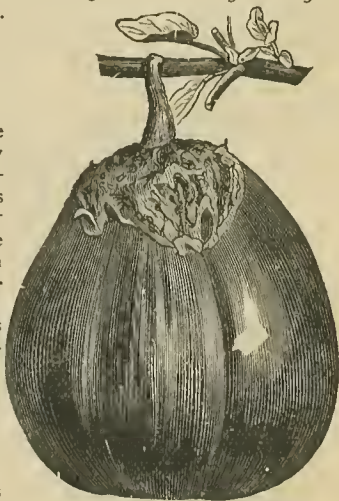
A vegetable intermediate between the cabbage and the turnip. It is best cultivated by sowing the seeds in rows early in May, June and July, according to the latitude. In this district we sow through June for succession, in rows 18 inches apart, thinning out to 8 inches between the plants. It is rather difficult to transplant, and it is generally preferable to sow the whole crop from seed, and thin out where it stands, although when it is favorable the thinnings may be planted at the distance above named.

**Early White Vienna.** Best early variety for table; bulbs white, handsome, small; highly esteemed by market gardeners. (See cut.) Pkt. 5 cts., oz. 20 cts.,  $\frac{1}{4}$  lb. 75 cts., lb. \$2.50.

**LETTUCE.**

German, Lattich. French, LAITUE. 1 oz. for 3,000 plants.

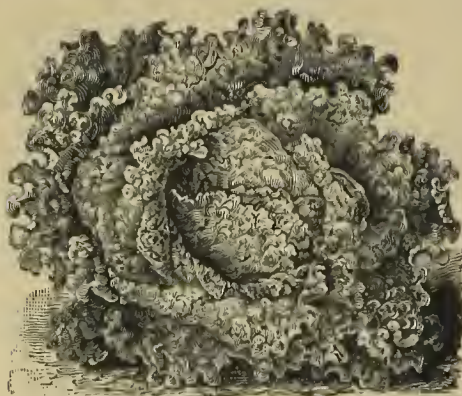
There is no vegetable more universally used than this, the reason of which, no doubt, is not only for its delicious qualities as a salad, but also for its requiring so little cultivation



NEW YORK IMPROVED EGG-PLANT

## LETTUCE—CONTINUED.

and care. For use in summer months, sow in rows 1 foot apart about the middle of April, in open ground, and thin out the plants to 1 foot apart.



NEW MARKET LETTUCE.

Seed sown in hotbeds in March will, if kept from cold, make good plants by April. For main early crops, seed may be sown in the open ground in the middle of September, and transplanted into coldframes when large enough to handle; then treat same as cold-frame cabbage, and plant out in early spring.

**Early Curled Simpson.** (White-seeded.)

A leading early market sort. Pkt. 5 cts., oz. 15 cts.,  $\frac{1}{4}$  lb. 30 cts., lb. \$1.

**New Iceberg.** Quick-growing; heads handsome, crisp and tender. We have no better early Lettuce. Pkt. 5 cts., oz. 20 cts.,  $\frac{1}{4}$  lb. 60 cts., lb. \$2.

**Early Curled Silesian.** A leading variety for cutting. Pkt. 5 cts., oz. 15 cts.,  $\frac{1}{4}$  lb. 30 cts., lb. \$1.

**White-Seeded Tennisball.** (Boston Market.) Good for forcing. Pkt. 5c., oz. 15c.,  $\frac{1}{4}$  lb. 40c., lb. \$1.

	Pkt.	Oz.	$\frac{1}{4}$ lb.	Lb.
<b>White Cabbage.</b> Fine handsome heads; a good Lettuce . . . . .	\$0 05	\$0 15	\$0 40	\$1 00
<b>Speckled Dutch Butter.</b> A fine forcing Lettuce; a great favorite with truckers . . . . .	05	15	40	1 00
<b>Denver Market.</b> Large, attractive, solid heads of fine quality . .	05	15	40	1 00
<b>Deacon.</b> A large solid-heading Lettuce for summer . . . . .	05	15	40	1 25
<b>Blonde Blockhead.</b> Hard, compact heads of rich golden yellow .	05	15	40	1 25
<b>Thick-Head Yellow.</b> Heads well, and is one of the finest . . . .	05	20	50	1 50
<b>California Cream Butter.</b> It forms round solid heads of green, with brown spots; within the leaves are bright yellow . . . . .	05	20	50	1 50
<b>Burpee's Hardhead.</b> One of the hardiest-heading, and one of the best of all Lettuces . . . . .	05	20	50	1 50

## LEEK.

German, Lauch. French, POIREAU. 1 oz. will sow 200 hills.

The Leek is very hardy and easily cultivated; it succeeds best in a light but well-enriched soil. Sow as early in the spring as practicable, in drills 1 inch deep and 1 foot apart. When 6 or 8 inches high they may be transplanted in rows 10 inches apart each way, as deep as possible, that the neck, being covered, may be blanched. If fine Leeks are desired, the ground can hardly be made too rich.

	Pkt.	Oz.	$\frac{1}{4}$ lb.	Lb.
<b>Broad London Flag.</b> A popular variety . . . . .	\$0 05	\$0 20	\$0 50	\$1 25
<b>Monstrous Carentan, or Scotch Champlon.</b> A choice variety of very large size, and rapid growth; hardy . . . . .	05	20	50	1 50

## MARTYNIA.

1 oz. for 200 hills.

A strong-growing annual, bearing curiously-shaped seed-pods, which when young and tender make excellent pickles. Sow in the open ground in May, and thin out the plants to 2 or 3 feet apart; or a few seeds may be sown in a hotbed and afterwards transplanted.

	Pkt.	Oz.	$\frac{1}{4}$ lb.	Lb.
<b>Martynia proboscidea</b> . . . . .	\$0 10	\$0 30	\$1 00	\$3 00

## MUSTARD.

German, Senf. French, MOUTARNE. 1 oz. to 75 feet of drill.

A pungent salad, used with cress. The seeds are used for flavoring pickles, etc. Sow in April thickly in rows, and cut when 2 to 3 inches high. For use during the winter, it may be sown in succession in boxes, in green-houses or in frames.

	Oz.	$\frac{1}{4}$ lb.	Lb.
<b>White.</b> Best for culinary purposes and for salads . . . . .	\$0 05	\$0 15	\$0 30
<b>Black, or Brown.</b> Stronger than the white . . . . .	05	15	30

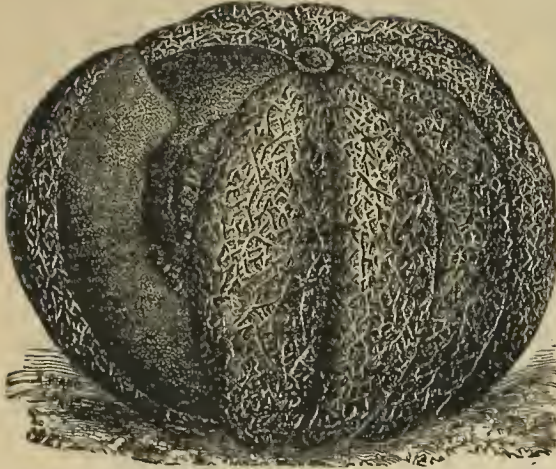


LEEK.



**MUSKMELON.**German, *Melone*. French, *MELON*. 1 oz. for 75 hills.

Select a light, hardy, rich soil, and after all danger of frost is over and the ground has become warm and dry, plant in hills 4 to 6 feet apart each way, 6 to 12 seeds to the hill. When up and all danger of insects has passed, pull out all but 3 plants. Cultivate until the vines cover the ground, and pinch the ends of the growing shoots to induce early fruiting. Ashes, lime, or even dry road dust, are excellent to sift over the young plants when the dew is on, to prevent the attacks of insects.



HACKENSACK MUSK-MELON.

**Jenny Lind.** Small, but very early, and of good quality; green flesh. Pkt. 5 cts., oz. 10 cts.,  $\frac{1}{4}$  lb. 20 cts., lb. 50 cts.

**Emerald Gem.** Medium size; smooth-ribbed, very dwarf, green skin; extra-fine quality; very sweet. Pkt. 5 cts., oz. 10 cts.,  $\frac{1}{4}$  lb. 20 cts., lb. 50 cts.

**Surprise.** Early, oblong, with rich orange flesh of good quality. Pkt. 5c., oz. 10c.,  $\frac{1}{4}$  lb. 20c., lb. 50c.

	Pkt.	Oz.	$\frac{1}{4}$ lb.	Lb.
<b>Nutmeg.</b> Named from its shape; flesh green and sweet . . .	\$0 05	\$0 10	\$0 20	\$0 50
<b>Pineapple.</b> Of medium size and oval shape; flesh green, very thick, delicate, and exceedingly high-flavored . . .				
<b>Green Montreal.</b> Large, round, netted; flesh thick, and light green; late . . .	05	10	20	50
<b>Early Hackensack.</b> Very fine; ripens much earlier than the old Hackensack . . .	05	10	20	50
<b>Bay View.</b> Grows long and very large; with ordinary care will produce fine-flavored melons weighing 10 to 15 lbs.; productive . . .	05	10	20	50
<b>Champion Market.</b> Early, large; flesh light green and very sweet . . .	05	10	20	50
<b>Banquet.</b> Beautifully netted; of medium size; flesh rich salmon: quality fine . . .	05	10	20	50
<b>Beck's Columbus.</b> Almost free from ribs; flesh light green, very solid, thick and of fine quality . . .	05	10	20	50

**WATERMELON.**German, *Wassermelone*. French, *MELON D'EAU*. 1 oz. for 50 hills.

Treat the same as muskmelon, except that they should be planted 8 to 10 feet apart, according to variety.

**Cuban Queen.** Beautifully striped dark and light green; good quality. Pkt. 5 cts., oz. 10 cts.,  $\frac{1}{4}$  lb. 20 cts., lb. 50 cts.

**Dark Icing.** Solid, with thin dark skin; of superior quality. Pkt. 5 cts., oz. 10 cts.,  $\frac{1}{4}$  lb. 20 cts., lb. 50 cts.

**Long White Icing, or Jordan's Grey Monarch.** Of light green color, nearly white; flesh deep red and of fine quality. Pkt. 5c., oz. 10c.,  $\frac{1}{4}$  lb. 20c., lb. 50c.

**The Boss.** Flesh deep scarlet; thin dark rind. Intermediate. Pkt. 5 cts., oz. 10 cts.,  $\frac{1}{4}$  lb. 20 cts., lb. 50 cts.

**Dixie.** A new melon of excellent quality and large size. Pkt. 5 cts., oz. 10 cts.,  $\frac{1}{4}$  lb. 20 cts., lb. 50 cts.



**WATERMELON—CONTINUED.**

	Pkt.	Oz.	½lb.	Lb.
<b>Delaware.</b> Skin beautifully striped dark and light green; bright red flesh, sweet and luscious . . . . .	\$0 05	\$0 10	\$0 20	\$0 50
<b>Fordhook Early.</b> The best extra-early melon; of large size and good quality . . . . .	05	10	20	50
<b>Mountain Sweet.</b> The popular old variety . . . . .	05	10	20	50
<b>Colorado Citron.</b> Handsome, round; for preserving . . . . .	05	10	20	50

**MUSHROOMS.**

German, Champignonbrut. French, CHAMPIGNON. 10 lbs. will spawn 10 feet of space.

Mushrooms may be grown in cellars, under benches in greenhouses, or in sheds, wherever the temperature of 50 or 60 degrees can be kept up through the winter. The bed should be made from November to February, according to the time the Mushrooms are wanted, as it requires about 2 months for them to begin bearing. Secure fresh horse dung, free from straw and litter, and mix an equal bulk of loam from an old pasture with it. Keep this under cover, taking care to turn it over every day to prevent heating, until the pile is large enough to make a bed of the required size; 3 or 4 feet wide, 8 inches deep, and any length desired, are the proper proportions for a bed; these may be varied. Prepare the mixture of loam and manure, making the bed in layers, and pounding down each with the back of a spade. Leave this to heat through for a few days, and as soon as the heat subsides to 90 degrees, make holes in the bed about a foot apart each way, in which put pieces of the spawn 2 or 3 inches in diameter; fill up the holes with the compost, and at the expiration of a week or 10 days the spawn will have thoroughly diffused itself through the bed. Spread a layer of fresh soil over the heap to the depth of 2 inches, and cover with 3 or 4 inches of hay, straw or litter. Examine the bed often to see that it does not get dry. When water is given, it should be at a temperature of about 100 degrees.



MUSHROOMS.

**English Spawn.** Lb. 12 cts., 10 lbs. \$1. | **French Spawn.** Three-pound box, \$1.25.

**NASTURTIUM, OR INDIAN CRESS.**

German, Nasturtium. French, CAPUCINE. 1 oz. to 20 ft. of drill.

The Nasturtium is both ornamental and useful, the tall variety forming a showy and graceful climber, and the dwarf an exceedingly beautiful and attractive border flower, while the young seeds of either, when pickled, furnish an excellent substitute for capers. Sow the seeds in drills 1 inch deep; the tall should be grown by the side of a fence or supported by a trellis.

	Pkt.	Oz.
<b>Tall and Dwarf.</b> Each . . . . .	\$0 05	\$0 15

**ONION.**

German, Zwiebel. French, OIGNON. 1 oz. to 100 ft. of drill.

For Onion culture the ground should be prepared the previous autumn by plowing or spading deeply, incorporating a heavy dressing of well-rotted barnyard manure. A rather strong, deep, rich, loamy soil is considered most suitable, although we have seen splendid crops raised upon a stiff clay soil, which was well under-drained. Sow the seed as early in spring as practicable, in shallow drills 1 foot apart, covering with fine soil, which should be pressed down by the use of a light roller or the back of a spade. When the young plants are strong enough, thin out to 4 inches apart. Keep the surface of the ground open and free from weeds by hoeing frequently.

	Pkt.	Oz.	½lb.	Lb.
<b>Yellow Globe Danvers.</b> The best yellow Onion . . . . .	\$0 05	\$0 10	\$0 30	\$1 00
<b>Southport Yellow Globe.</b> Similar to the preceding. More globular in shape, but not quite as early . . . . .	05	10	30	1 00



## ONION—CONTINUED.

	Pkt.	Oz.	¼lb.	Lb.
<b>Southport White Globe.</b> Similar to Yellow Globe, except in color	\$0 05	\$0 20	\$0 60	\$2 00
<b>White Portugal, or Silverskin.</b>				
The leading white Onion . . .	05	20	60	2 00
<b>Red Wethersfield.</b> Large size; deep red color; good keeper . .	05	10	30	1 00
<b>Prizetaker.</b> Grows to an immense size; nearly globular in shape; bright strawcolor. . .	05	20	60	2 00
<b>Early White Barletta.</b> Very early, quick-growing, small white Onion; used largely for pickling. Pkt. 5c., oz. 20c., ¼lb. 60c., lb. \$1.75.				



## ONION SETS.

These vary in price. Our prices will be given on application.

## OKRA, OR GUMBO.

German, Eßbarer. French, GOMBO. 1 oz. to 100 hills.

Sow late in the spring, after the ground has become warm, in drills 3 feet apart, where the plants are to remain. Thin out to from 9 to 12

inches. They should be well manured. They may also be raised in pots or a hotbed, and transplanted. The pods when young are used for soups and stews, and what is left of the stews makes a fine salad.

	Pkt.	Oz.	¼lb.	Lb.
<b>Dwarf Prolific.</b> Very dwarf and prolific . . . . .	\$0 05	\$0 10	\$0 20	\$0 50
<b>White Velvet.</b> Pods round, white and velvety. . . . .	05	10	20	50
<b>Lady Finger.</b> Long, slender pods; fine. . . . .	05	10	20	50

## PARSNIP.

German, Pastinake. French, PANAI. 1 oz. to 200 feet of drill.

The soil for Parsnips should be rich and deep. Sow the seed as early in spring as the weather will permit, and later thin the young plants to about 6 inches apart. The roots are perfectly hardy, and may be left in the ground all winter.

	Pkt.	Oz.	¼lb.	Lb.
<b>Long Smooth, or Hollow Crown.</b> The standard table variety. . . . .	\$0 05	\$0 10	\$0 20	\$0 45
<b>Improved Guernsey.</b> A good variety, with roots not so long as Hollow Crown's . . . . .	05	10	20	50

## PARSLEY.

German, Petersilie. French, PERSIL. 1 oz. to 150 feet of drill.

The best seed is slow in germinating, and should be soaked for a few hours in warm water before sowing. Sow thickly half an inch deep, in rows 1 foot apart, early in April. For winter use protect in a frame or light cellar.

	Pkt.	Oz.	¼lb.	Lb.
<b>Extra-Curled Dwarf.</b> A beautifully curled dwarf variety, of a handsome green color. . . . .	\$0 05	\$0 10	\$0 30	\$0 75
<b>Double-Curled.</b> Fine, dwarf-crimped leaves . . . . .	05	10	20	60
<b>Fern-Leaved.</b> Very exquisite in form and color . . . . .	05	10	20	70

## PEAS.

German, Erbsen. French, Pois. 1 qt. to 100 feet of drill.

Sow Peas as early in spring as the ground can be worked, in double rows 6 inches apart, and support the taller varieties with brush. The ground should be made rich, preferably the year before planting. If fertilizers are supplied at the time the seed is sown, see that they are well mixed with the soil, and in the bottom of the drill. Wrinkled varieties are marked with a star.

## \*FIRST AND BEST EXTRA EARLY.

The very best extra-early. The very earliest and most reliable strain; highest grade of these Peas. Height, 2½ feet. Qt. 20 cts., ½pk. 60 cts., pk. \$1, bus. \$4.



PARSLEY.



**PEAS—EARLY VARIETIES.**

	Qt.	½pk.	Pk.	Bus.
<b>Extra-Early.</b> Very early; equal to many of the best. Height, 2½ feet . . . . .	\$0 20	\$0 55	\$0 90	\$3 50
<b>Alaska.</b> One of the earliest Blue Peas; retains its color; productive. Height, 2½ feet . . . . .	20	60	1 00	4 00
<b>Maud S.</b> One of the earliest and most prolific; handsome, well-filled pods, of fine appearance and good quality. Height, 2½ feet . . . . .	20	60	1 00	4 00
<b>*American Wonder.</b> Extra-early; of fine quality; productive. Height, 1 foot . . . . .	25	70	1 25	5 00
<b>*Nott's Excelsior.</b> Splendid new extra-early Wrinkled Peas; remarkably productive. Height, 1 foot . . . . .	30	1 00	2 00	7 00
<b>*McLean's Little Gem.</b> Early; one of the best; fine flavored; productive. Height, 1½ feet . . . . .	20	60	1 15	4 50

**MEDIUM EARLY PEAS.**

<b>*Everbearing.</b> Long pods, and very large Peas; very prolific; sow thinly. Height, 2½ feet . . . . .	20	60	1 15	4 50
<b>*Abundance.</b> Long, well-filled pods; sow thinly. 2 feet . . . . .	20	60	1 15	4 50
<b>*Horsford's Market Garden.</b> Somewhat like Advancer; productive, and of fine quality. Height, 2¾ feet . . . . .	20	60	1 15	4 50
<b>Fillbasket.</b> Of excellent flavor; fine cropper; one of the best. Height, 2½ feet . . . . .	20	60	1 15	4 50
<b>*Heroine.</b> Large, pale green pods; enormously productive. Height, 2½ feet . . . . .	20	70	1 30	5 00
<b>*Shropshire Hero.</b> Very productive; fine-flavored, long, handsome; well-filled pods. Height, 2½ feet . . . . .	20	70	1 30	5 00
<b>Pride of the Market.</b> Very large pods; green Peas of fine quality; wonderfully productive. Height, 2½ feet . . . . .	20	75	1 40	5 50

**MAIN AND LATE CROP PEAS.**

<b>*Stratagem.</b> Very large pods; Peas of the finest quality. Height, 1½ feet . . . . .	20	75	1 40	5 50
<b>*Duke of Albany.</b> Immense pods; a new and very superior pea. Height, 4 feet . . . . .	25	80	1 50	6 00
<b>*Burpee's Quantity.</b> A very fine and remarkably productive pea. Height, 3 feet . . . . .	20	70	1 30	5 00
<b>Dwarf Blue Imperial.</b> A good late Pea; prolific and well-flavored. Height, 2½ feet . . . . .	20	60	1 00	4 00
<b>*Yorkshire Hero.</b> Good and productive. Height, 2½ feet . . . . .	20	60	1 00	4 00
<b>*Champion of England.</b> Well-known standard variety. Height, 5 feet . . . . .	20	60	1 00	3 50
<b>Black-Eyed Marrowfat.</b> Very hardy and prolific. Height, 4 ft. . . . .	10	30	60	2 00
<b>White Marrowfat.</b> A good yielder; hardy. Height, 4 feet . . . . .	10	30	60	2 00

**PEPPER.**

German, Pfeffer. French, PIMENT. 1 oz. for 2,000 plants.

Sow early in April in a hotbed in shallow drills, 6 inches apart, and transplant to the open ground as soon as the weather is warm and settled. Set the plants in mellow soil in rows 16 inches apart, and the same distance apart in the rows. The seed may also be sown in the open ground, but not until all danger from frost is past.


	Pkt.	Oz.	¼lb.	Lb.
<b>Large Bell, or Bull-Nose.</b> Large, mild-flavored variety . . . . .	\$0 05	\$0 20	\$0 60	\$2 00
<b>Ruby King.</b> Beautiful bright red; large, mild and productive . . . . .	05	20	70	2 25
<b>Golden Dawn.</b> Very handsome; distinct bright yellow . . . . .	05	20	70	2 25
<b>Long Red Cayenne.</b> Long, true Cayenne; strong, pungent . . . . .	05	20	70	2 25
<b>Red Chili.</b> Small, bright red; very hot . . . . .	05	20	70	2 25

**RHUBARB.**

German, Rhabarber. French, RHUBARBE. 1 oz. for 1,000 plants.

Sow in April in drills 18 inches apart, and cover the seed with fine soil, pressing it down firmly. When the plants are strong enough, thin out to 6 inches. In the fall, or following spring, transplant the roots into deep, rich soil, 3 feet apart each way. Do not cut until the third spring after sowing.

	Pkt.	Oz.	¼lb.	Lb.
<b>Victoria.</b> Large; fine for cooking . . . . .	\$0 05	\$0 20	\$0 50	\$1 00
<b>Roots</b> . . . . . 25 cts. each, doz. \$2. . . . .				



## POTATOES.

### NORTHERN-GROWN PURE SEED STOCK.

Our Potatoes are all northern-grown, are pure stock, and can be depended upon. They come from the best Potato section, are in good, new barrels containing  $2\frac{3}{4}$  bushels each, and, as will be noticed, are offered at remarkably low rates, much lower than those quoted by others. Prices are for spring delivery.

	Bbl.
<b>Burpee's Extra-Early.</b> The earliest and best of extra-early Potatoes; has come one week earlier than Early Ohio. It is no experiment, but has now been tried several seasons, and given general satisfaction . . . . .	\$3 50
<b>Early Ohio.</b> Matures very early; nearly round; cooks dry and mealy . . . . .	3 25
<b>Early Maine Rose.</b> A standard, well-known variety; always in demand . . . . .	2 50
<b>Beauty of Hebron.</b> A rapid, vigorous grower, resembling Early Rose; is equally as good and sometimes earlier . . . . .	2 50
<b>New Queen.</b> A new early and very productive variety; a good keeper; resembles Beauty of Hebron . . . . .	2 75
<b>Freeman.</b> A well-advertised Potato, and a first-class table variety . . . . .	3 25
<b>New White Rose.</b> Recommended as the best long white Potato; has never been known to blight, and outyields all long varieties; its cooking qualities are equal to the best . . . . .	2 75
<b>Rural New Yorker No. 2.</b> A new white, large, roundish, productive Potato . . . . .	2 25
<b>White Star.</b> A good, long, white main crop Potato . . . . .	2 25
<b>Maggie Murphy.</b> Very fine and large; medium late; an enormous yielder . . . . .	3 25
<b>Irish Cobbler.</b> A fine extra-early variety; large, white, and well calculated to please . . . . .	3 75



**PUMPKIN.**

German, Kürbis. French, COURGE. 1 oz. to 50 hills.

Plant when danger of frost is over, among field corn, or in hills 8 or 10 feet apart each way, about 4 seeds in a hill. Cultivate like melons. Do not plant Pumpkins near other vines.



MAMMOTH POTIRON PUMPKIN.

**Cushaw, or Crook-neck.** Very productive; of good quality. Pkt. Oz. ¼lb. Lb.  
\$0 05 \$0 10 \$0 20 \$0 60

**Tennessee Sweet Potato.** Medium size; pear-shaped; flesh rich, creamy white; of fine flavor. . . . . 05 10 20 60

**Quaker Pie.** Early; keeps in fine condition for pies. . . . . 05 10 20 60

**Japanese.** Very fine flavored. . . . . 05 10 20 60

**Mammoth, or True Potiron.** Grows to the largest size. . . . . 05 10 30 1 00

**Field Pumpkin** . . . . . Qt. 20 cts., bus. \$2.50.

**RADISH.**

German, Rettig. French, RADIS. 1 oz. to 100 ft. of drill.

A light, rich soil, not recently manured, is best suited for Radishes. For early use, sow in a gentle hotbed in February, and in the open air as soon as the ground can be worked, continuing at intervals until September. Water freely during dry, hot weather, as rapidity of growth is necessary to insure tenderness and mild flavor. Sow in August and September for winter use.

	Pkt.	Oz.	¼lb.	Lb.
<b>Burpee's Earliest. (Scarlet Button.)</b> Fine for forcing; very early. . . . .	\$0 05	\$0 10	\$0 20	\$0 60
<b>Early Round Red.</b> Early and of fine quality. . . . .	05	10	20	60
<b>Early White Turnip.</b> Early; flesh pure white and sweet. . . . .	05	10	20	60
<b>French Breakfast.</b> Scarlet, with white tip; olive-shaped. . . . .	05	10	20	60
<b>Surprise.</b> Very early; of quick growth; remains in fine condition without getting pithy longer than most early sorts. . . . .	05	10	20	75
<b>Wood's Early Frame.</b> Similar to Long Scarlet, but not quite so long. . . . .	05	10	20	60
<b>Long Scarlet Short-Top.</b> Long red roots; a well-known variety. . . . .	05	10	20	60
<b>Chartier.</b> Something like Long Scarlet; red shaded to white at tips. . . . .	05	10	20	60
<b>White Vienna, or Lady Finger.</b> The finest long white Radish; handsome, crisp and tender. . . . .	05	10	20	70
<b>Strasburg.</b> Skin and flesh pure white; handsome, oblong, tapering shape. . . . .	05	10	20	70
<b>Large White Globe.</b> Large, round, white, summer Radish. . . . .	05	10	20	60
<b>Large Yellow Globe.</b> Pkt. Oz. ¼lb. Lb.				
A good summer Radish. . . . .	\$0 05	\$0 10	\$0 20	\$0 60

**White Stuttgart.** Grows large; a very good Radish. . . . . 05 10 20 60

**Chinese Rose.** Bright rose color; very large; fine winter Radish. . . . . 05 10 20 75

**White Chinese.** Large white winter Radish. . . . . 05 10 20 75

**Long Black Spanish.** A favorite winter Radish. . . . . 05 10 20 75




BURPEE'S EARLIEST. (SCARLET BUTTON.)



**SALSIFY, OR OYSTER PLANT.**

German, Bodschbart. French, SALSIFIS. 1 oz. to 50 ft. of drill.

Sow in drills 12 inches apart and an inch deep, and thin the young plants to 6 inches apart. The roots will be ready for use in October.



SAVOY SPINACH.

better will be the quality and yield. For summer use, sow from April to August in drills 12 inches apart, thinning the plants to 3 inches apart.

	Pkt.	Oz.	¼lb.	Lb.
<b>Long-Standing.</b> The best for spring sowing, as it stands longer without going to seed . . . . .		\$0 05	\$0 10	\$0 30
<b>Norfolk Savoy.</b> A fine leading variety; very productive, well-curved and crimped . . . . .		05	10	30
<b>Bloomsdale Savoy.</b> Pure stock of the standard sort. The very finest, best Spinach . . . . .		05	15	40

**SPINACH.**

German, Spinat. French, EPINARD. 1 oz. to 100 ft. of drill.

For main crop or spring use, Spinach is sown in September, and the richer the soil the

**SQUASH.**

German, Kürbis. French, COURGE. 1 oz. to 50 hills.

Squashes should be planted in a warm, light, rich soil after the weather has become settled and warm, about the middle of May or June. Plant in well-manured hills, in the same manner as cucumbers and melons—the bush varieties 3 or 4 feet apart each way, and the running kinds from 6 to 8 feet; 8 or 10 seeds should be sown to each hill, thinning out after they have attained their rough leaves, and the danger from bugs is over, leaving 3 or 4 of the strongest plants per hill.

	Pkt.	Oz.	¼lb.	Lb.
<b>Early White Bush Scalloped.</b> (Patty-Pan.) A very early good market variety . . . . .		\$0 05	\$0 10	\$0 20 \$0 60
<b>Early Yellow Bush Scalloped.</b> Similar to the white except in color . . . . .		05	10	20 60
<b>New Mammoth White Bush Scalloped.</b> Like the Early Bush, but grows much large . . . . .	Pkt.	Oz.	¼lb.	Lb.
		\$0 05	\$0 10	\$0 20 \$0 60
<b>Yellow Summer Crookneck.</b> A good summer variety . . . . .		05	10	20 60
<b>Pike's Peak.</b> Thick, bright orange flesh; good winter variety . . . . .		05	10	20 60
<b>Fordhook.</b> One of the best winter Squashes; fine variety . . . . .		05	10	20 60
<b>Hubbard.</b> A well-known winter variety . . . . .		05	10	20 60



SQUASH, WHITE BUSH SCALLOPED.



TROPHY TOMATO.

**TOMATO.**

German, Liebesapfel. French, TOMATE. 1 oz. for 1,500 plants.

This delicious vegetable is one of the most important of all garden products. The seeds should be sown in a hotbed about the first week in March, in drills 5 inches apart and half an inch deep. About the middle of May the plants may be set in open ground. They are planted, for early crops, on light, sandy soil, at a distance of 3 feet apart, in hills in which a good shovelful of rotted manure has been mixed. On heavy soils, which are not suited for an early crop, they should be planted 4 feet apart. Water freely at the time of transplanting, and shelter from the sun for a few days until the plants are established. Sufficient plants for a small garden may be started by sowing a few seeds in a shallow box or flower pot and placing it in a sunny window.

	Pkt.	Oz.	¼lb.	Lb.
<b>Fordhook First.</b> Very fine, smooth, extra-early; the earliest smooth variety . . . . .	\$0 05	\$0 30	\$1 00	\$4 00
<b>Early Advance.</b> Bright red; medium size; early . . . . .	05	20	50	2 00
<b>Acme.</b> Early; good size; purple . . . . .	05	20	50	2 00
<b>Paragon.</b> Bright red; round and productive . . . . .	05	20	60	2 00
<b>Livingston's Favorite.</b> Fine, large, red; productive . . . . .	05	20	60	2 00
<b>Livingston's Perfection.</b> Fine, large, red; like Favorite. Pkt. 5 cts., oz. 20 cts., ¼lb. 60 cts., lb. \$2.				
<b>Livingston's Beauty.</b> Fine, large, purplish red. Pkt. 5 cts., oz. 20 cts., ¼lb. 60 cts., lb. \$2.				
<b>Trophy.</b> Fine, large, smooth; solid red. Pkt. 5c., oz. 20c., ¼lb. 60c., lb. \$2.				
<b>Ignotum.</b> Large, deep red; very prolific. Pkt. 5c., oz. 20c., ¼lb. 60c., lb. \$2.				
<b>Stone.</b> Bright scarlet; very large, solid; one of the first. Pkt. 5 cts., oz. 20 cts., ¼lb. 60 cts., lb. \$2.				
<b>Matchless.</b> Extra large, smooth, solid, bright red; handsome. Pkt. 5 cts., oz. 25 cts., ¼lb. 75 cts., lb. \$2.50.				
<b>Trucker's Favorite.</b> Very fine, purplish red; solid, good keeper. Pkt. 5 cts., oz. 25 cts., ¼lb. 75 cts., lb. \$2.50.				
<b>Pear-Shaped Red.</b> Used for preserving or pickling. Pkt. 5 cts., oz. 20 cts., ¼lb. 60 cts., lb. \$2.25.				
<b>Plum-Shaped Yellow.</b> Used like the above. Pkt. 5c., oz. 20c., ¼lb. 60c., lb. \$2.25.				







WHITE DUTCH AND PURPLE-TOP STRAP-LEAF TURNIPS.

**TURNIP.**

German, Rübe. French, NAVET. 1 oz. to 150 ft. of drill.

For early Turnips, sow as soon as the ground opens in spring. Early varieties should be sown from any time in July to the first of August; but the other kinds, for winter use, may be sown from the middle of July to the end of August. Turnips are generally sown broadcast, but much larger crops are obtained (particularly of the Rutabagas) by cultivating in drills 18 inches apart, and thinning to 6 inches in the drill.

	Oz.	¼lb.	Lb.
<b>Early Milan Purple-Top.</b> The earliest Purple-Top variety . . . . .	\$0 05	\$0 15	\$0 50
<b>White Egg.</b> Handsome, early, egg-shaped; sweet, tender . . . . .	05	15	50
<b>White Flat Dutch.</b> Flat; good early white Turnip . . . . .	05	15	50
<b>Purple-Top Flat Strap-Leaf.</b> The favorite for nearly all sections . . . . .	05	15	50
<b>Purple-Top Globe.</b> Similar to Purple-Top Flat, but rounder . . . . .	05	15	50
<b>Amber Globe.</b> A good, sweet, favorite yellow Turnip . . . . .	05	15	50
<b>Golden Ball.</b> Very delicate-flavored; good keeper . . . . .	05	15	50
<b>Yellow Aberdeen.</b> Hardy, productive; a good keeper . . . . .	05	15	50
<b>Improved Purple-Top Rutabaga.</b> The leading Rutabaga variety for stock and table use . . . . .	05	15	50

**SWEET AND MEDICINAL HERBS.**

	Pkt.	Oz.
<b>Anise.</b> For seasoning and garnishing . . . . .	\$0 05	\$0 10
<b>Balm.</b> Medicinal; used in fevers . . . . .	05	20
<b>Basil, Sweet.</b> Culinary Herb for flavoring . . . . .	05	20
<b>Bene.</b> Leaves used medicinally . . . . .	05	15
<b>Borage.</b> Culinary; leaves used as a salad . . . . .	05	15
<b>Caraway.</b> Seeds aromatic . . . . .	05	10
<b>Coriander.</b> Seeds aromatic . . . . .	05	10
<b>Catnip.</b> Has medicinal qualities . . . . .	05	30
<b>Dill.</b> Seeds aromatic, pungent, medicinal . . . . .	05	10
<b>Fennel.</b> Seeds aromatic . . . . .	05	10
<b>Horehound.</b> Has medicinal qualities . . . . .	05	20
<b>Lavender.</b> Highly aromatic . . . . .	05	15
<b>Marjoram, Sweet.</b> Used for seasoning . . . . .	05	20
<b>Pennyroyal.</b> Medicinal . . . . .	05	50
<b>Rosemary.</b> Aromatic . . . . .	05	30
<b>Rue.</b> Medicinal . . . . .	05	15
<b>Sage.</b> Culinary; used in dressing . . . . .	05	15
<b>Savory, Summer.</b> Used for flavoring . . . . .	05	10
<b>Thyme.</b> For seasoning . . . . .	05	30



**TOBACCO SEED.**

The seed of Tobacco offered by us is fresh and of strong germinating power, so that it will give a large percentage of good, strong plants. It is greatly improved by continuous selection, grown on the crown-sprays of selected seed-stocks; is true to name, and of the highest vitality. No better seed can be obtained anywhere.



TOBACCO PLANT.

	Pkt.	Oz.
<b>Havana.</b> Fine imported seed . . . . .	\$0 10	\$0 50
<b>Connecticut Seed-Leaf.</b> An old well-known variety. . . . .	05	20
<b>Cuban Seed-Leaf.</b> Large leaves; well-known. . . . .	05	20
<b>Lancaster County Broad-Leaf.</b> Largely grown in Lancaster county, Pa. . . . .	05	20
<b>General Grant.</b> One of the earliest; large leaves . . . . .	10	30
<b>Persian Rose Muscatelle.</b> Very early; strong stalks; long broad leaves . . . . .	10	25

Read our prices for Lawn and other Grass Seed, Clover, etc., on the following page, before deciding where to send your order.

**FERTILIZERS.****Albert's Highly Concentrated Manures.**

These are complete **Plant-Foods**, containing nitrogen, potash and phosphorus, in proportions suited to flowering plants; act quickly. In 1-lb. tin cans, per lb., 25 cts.; in bulk, per lb., 15 cts.

**Boyker's Plant-Food.** Small package 15 cts., large package 25 cts.

**Pure Ground Bone.** Per lb. 5 cts., per 100 lbs. \$2, per ton \$32.

**THE MAPES COMPLETE MANURES,**

And How to Use Them.

Pamphlets containing full directions as to their use, component parts, price, etc., sent on application.

**INSECTICIDES.**

**Hammond's Slug-Shot.** Per lb. 5 cts., per 100 lbs. \$4.

**Hammond's Grape-Dust.** Per lb. 7 cts., per 100 lbs. \$6.

	Lb.
<b>Paris Green</b> . . . . .	\$0 30
<b>London Purple</b> . . . . .	25
<b>Hellebore</b> . . . . .	20
<b>Whale Oil Soap</b> . . . . .	15
<b>Grafting Wax</b> . . . . .	25

**BIRD SEED.**

**Finest Recleaned Sicily Canary, Hemp, Rape** . . . . . Per qt. 15 cts., 2 qts. 25 cts.

**Mammoth Russian Sunflower** . . . . . Per qt. 10 cts.

**Rough, or Unhulled Rice** . . . . . Per lb. 10 cts.

**German and French Millet** . . . . . Per qt 10 cts.

**Prepared Mocking Bird Food** . . . . . Per bottle 30 cts.

**White or Red Gravel** . . . . . Per box 5 cts.

**Cuttle-Fish Bone** . . . . . Per lb. 40 cts.



## How to Make a Beautiful Lawn.

A beautiful lawn, with its close, velvety turf, is a most essential feature in the adornment of a home. Without it the finest flowering plants and heds seem out of place, while with it handsome grounds are assured, even with no other adornment.

Some gardeners still continue the expensive plan of sodding because of its quicker effects, but it is generally admitted that a turf formed by seeding is far more compact and durable. In preparing the soil for a perfect lawn, it must not be forgotten that as much care should be exercised as for vegetables, flowers or any other garden crop. The ground should be thoroughly plowed or dug to a depth of at least a foot, and enriched, if necessary, with a liberal application of Lawn Fertilizer. The best time for sowing is, in spring, from March to June, or in the autumn, from August to the middle of October. After sowing, the ground should be thoroughly rolled and "firmed," which will greatly aid in the germination of the seed.

### The "Evergreen" Mixture of Fine Lawn Grass Seed.

We recommend this as a very good mixture, fully up to all requirements, while much cheaper than high-priced, fancy mixtures. From 3 to 4 bushels are required to the acre. Qt. 20c.,  $\frac{1}{2}$  pk. 50c., pk. 75 cts., bus. \$2.50.



CRIMSON CLOVER.

### Seeds of Grass, Clover and Grain.

	Bus.
Fancy Kentucky Blue Grass. 14	
lbs. to bus. . . . .	\$2 00
Herd Grass. Red Top. 14 lbs.	
to bus. . . . .	1 00
Orchard Grass. 14 lbs. to bus. .	2 50
White Dutch Clover. 60 lbs. to	
bus. . . . . 30 cts. per lb. .	12 00
Scarlet Clover. 60 lbs. to bus. .	3 50
Red Clover. 60 lbs. to bus. . .	5 50
Timothy Seed. 45 lbs. to bus. .	2 50
Alfalfa, or Lucerne. 60 lbs. to bus.	6 00
Alsike. 60 lbs. to bus. . . . .	6 00
German Millet. 50 lbs. to bus. .	1 25
Hungarian. 48 lbs. to bus. . . .	1 25
Buckwheat, Japanese. 48 lbs. to	
bus. . . . .	1 25
Barley. 48 lbs. to bus. . . . .	1 25
Rye. 56 lbs. to bus. . . . .	1 00
Winter Oats. 32 lbs. to bus. . .	75

## Flower Seeds, a Partial List.

	Pkt.
ALYSSUM, Sweet. A great favorite . . . . .	\$0 05
Little Gem. Very compact; dwarf . . . . .	05
ASTERS, Mixed. All colors . . . . .	05
Queen of Spring. The earliest of Dwarf Asters . . . . .	10
New Large-Flowering Dwarf Queen. Very large, fine flowered . . . . .	15
White, Crimson, Blue or Mixed . . . . . each,	10
CANDYTUFT, Fine Mixed . . . . .	05
Snow Queen . . . . .	05
COXCOMB, Dwarf Mixed . . . . .	05
Queen of Dwarfs . . . . .	10
CARNATION, Marguerite. Fine double mixed . . . . .	10
CONVOLVULUS. (Morning Glory.) Mixed colors . . . . .	05
CYPRESS VINE, White, Scarlet, or Mixed Colors . . . . .	05
COSMOS, Pure White or Pink. Extra-large flowers . . . . .	10
Mixed Colors . . . . .	05
New Large California. New types, shades and colors. Fringed, lacinated, star-shaped; something new and very fine . . . . .	15
DIANTHUS. (Pinks.) Dwarf Snowball and Dwarf Fireball . . . . . each,	10
New Large-Flowering Dwarf Mixed . . . . .	10
DIANTHUS, Fine Mixed . . . . .	05
HELIOTROPE. Mixed colors . . . . .	05
HOLLYHOCKS, Chater's Superb Double . . . . .	10
ICE PLANT . . . . .	05
LANTANA. Finest mixed . . . . .	10
LARKSPUR, Double Dwarf Rocket . . . . .	05
LOBELIA. Finest mixed Erinus varieties . . . . .	05
MARIGOLDS, French Double Dwarf and African Double Mixed . . . . . each,	05
Eldorado, or Dahlia-Flowered . . . . .	05
MARVEL OF PERU. (Four O'clock.) Variegated . . . . .	05
MIGNONETTE. (Reseda Odorata.) Mixed . . . . .	05
Pure Machet . . . . .	10
MYOSOTIS, Palustris and Alpestris (Forget-me-not) . . . . . each,	05
PANSY, Imperial German Splendid Mixed . . . . .	10
Imperial Giant Trimardeau . . . . .	10
Large-Flowering Very Fine Mixed . . . . .	10
Good Mixed . . . . .	05
PETUNIA grandiflora, Large-Flowering Mixed . . . . .	10
Fine Mixed . . . . .	05
PHLOX Drummondii, Fine Mixed . . . . .	05
POPPIES, Fairy Blush, Golden Gate and Shirley . . . . . each,	10
PORTULACA, Fine Single Mixed . . . . .	05
Fine Double Mixed . . . . .	10
RICINUS Zanzibarensis. (Castor-Oil Bean.) New, large . . . . .	05
SALVIA splendens. (Scarlet Sage) . . . . .	10
STOCK, Ten Weeks . . . . .	10
SWEET WILLIAM, Single and Double . . . . . each,	05
VERBENA, Fine Mixed . . . . .	05
WALLFLOWERS, Single Mixed . . . . .	05
ZINNIA, Giant Mammoth. (Youth-and-Old-Age) . . . . .	10
Dwarf Snowball . . . . .	10
Choice Double Mixed . . . . .	05







## The Best Sweet Peas.

The choicest varieties to be had. Our Sweet Peas are all grown in California by one of the largest and leading growers, and can be depended upon to give perfect satisfaction. They include all the leading favorite varieties, as well as Eckford's improved types. The mixed varieties are made up of Fifty Named Sorts, and no house can furnish a better collection. Bear in mind these are not the common sorts usually sold as Mixed Sweet Peas.

	Pkt.	Oz.	¼lb.	Lb.
New Dwarf White Sweet Pea, Cupid. (See last page of cover)	15 and 25c.			
Fine Mixed Sweet Peas, composed of 50 of the following vars.	\$0 05	\$0 10	\$0 20	\$0 60
American Belle. Rose and white, bright carmine spots . . . . .	05	10	20	60
Apple Blossom. Bright pink and blush . . . . .	05	10	20	60
Blanche Ferry. Pink and white . . . . .	05	10	20	60
Boreatton. Crimson-purple; very dark . . . . .	05	10	20	60
Bronze King. Coppery bronze; wings white . . . . .	05	10	20	60
Butterfly. Pale gray, with porcelain edge . . . . .	05	10	20	60
Cardinal. Crimson-scarlet . . . . .	05	10	20	60
Countess of Radnor. Delicate lavender . . . . .	05	10	20	60
Delight. White, crested with crimson . . . . .	05	10	20	60
Dorothy Tennent. Dark mauve . . . . .	05	10	20	60
Emily Eckford. Large; rosy mauve, inclining to light blue . .	05	10	20	60
Emily Henderson. A valuable white; distinct . . . . .	05	10	20	60
Empress of India. Rosy pink standard, white wings . . . . .	05	10	20	60
Her Majesty. Beautiful soft rosy pink . . . . .	05	10	20	60
Ignea. Intense scarlet-crimson . . . . .	05	10	20	60
Isa Eckford. Creamy pink, shaded white . . . . .	05	10	20	60
Lemon Queen. Inclined to white, with tint of lemon . . . . .	05	10	20	60
Lottie Eckford. Large; lavender and white . . . . .	05	10	20	60
Miss Hunt. Fine rosy pink . . . . .	05	10	20	60
Monarch. Bronze, crimson and blue . . . . .	05	10	20	60
Mrs. Eckford. White, shaded with primrose . . . . .	05	10	20	60
Mrs. Gladstone. Soft, flesh pink . . . . .	05	10	20	60
Mrs. Sankey. A grand white . . . . .	05	10	20	60
Orange Prince. Orange pink, flushed with scarlet . . . . .	05	10	20	60
Primrose. Pale primrose-yellow . . . . .	05	10	20	60
Princess Beatrice. Delicate blush pink . . . . .	05	10	20	60
Princess Louise. Rosy pink standards, wings lilac . . . . .	05	10	20	60
Princess Victoria. Cherry, mauve and pink . . . . .	05	10	20	60
Princess of Wales. White, lavender and mauve . . . . .	05	10	20	60
Queen of the Isles. White and red striped . . . . .	05	10	20	60
Senator. Chocolate and creamy white . . . . .	05	10	20	60
Splendor. Coppery crimson and rosy pink . . . . .	05	10	20	60

**The Queen.** Pink, shaded with heliotrope Pkt. 5 cts., oz. 10 cts.,  $\frac{1}{4}$  lb. 20 cts., lb. 60 cts.

**Vesuvius.** Carmine-rose, shading to velvety violet. Pkt. 5c., oz. 10c.,  $\frac{1}{4}$  lb. 20c., lb. 60c.

**Waverley.** Rosy claret and pale blue. Pkt. 5 cts., oz. 10 cts.,  $\frac{1}{4}$  lb. 20 cts., lb. 60 cts.

**Blushing Beauty.** A delicate, lovely pinkshade; large flowers of fine form. Pkt. 5c., oz. 10c.,  $\frac{1}{4}$  lb. 20c., lb. 75c.

**Rising Sun.** Orange and rose, shading to pink. Pkt. 5 cts., oz. 10 cts.,  $\frac{1}{4}$  lb. 20 cts., lb. 75 cts.

**Venus.** Salmon-buff, shaded rosy pink. Pkt. 5 cts., oz. 10 cts.,  $\frac{1}{4}$  lb. 20 cts., lb. 75 cts.

**Carmen Sylva.** Grayish white, shaded violet. Pkt. 5 cts., oz. 10 cts.,  $\frac{1}{4}$  lb. 20 cts., lb. 75 cts.

**Duke of Clarence.** A brilliant rosy claret; largest size of flowers. Pkt. 5 cts., oz. 10 cts.,  $\frac{1}{4}$  lb. 20 cts., lb. 75 cts.



BLANCHE BURPEE SWEET PEA.

	Pkt.	Oz.	$\frac{1}{4}$ lb.	Lb.
<b>Peach Blossom.</b> Creamy ground, flesh pink shading . . . . .	\$0 05	\$0 10	\$0 20	\$0 75
<b>Ovid.</b> A deep rose pink . . . . .	05	10	20	75
<b>Firefly.</b> Largest size; a deep brilliant scarlet; very long . . . . .	05	10	30	1 00
<b>Gaiety.</b> Largest size; white ground, with rosy pink stripes . . . . .	05	10	30	1 00
<b>Royal Robe.</b> Finest form and largest size; rich, delicate pink . . . . .	05	10	30	1 00
<b>Lady Beaconsfield.</b> A most beautiful and distinct variety; light salmon pink and pale primrose yellow . . . . .	10	15	40	1 50
<b>Lady Penzance.</b> One of the most beautiful of Eckford's introductions; a superb flower of large size; rose pink . . . . .	10	15	40	1 50
<b>Stanley.</b> Larger and handsomer than Boreatton; the finest dark variety seen; produces 4 or 5 flowers on long stems . . . . .	10	15	40	1 50
<b>Mrs. Joseph Chamberlain.</b> Very large; bright rose, striped on white ground; very fine form . . . . .	10	20	60	2 00
<b>Eliza Eckford.</b> White and rose, shaded and flushed; wings delicately striped with rose . . . . .	10	25	75	2 50
<b>Meteor.</b> An exquisite variety; bright orange-salmon; wings a delicate pink, slight veins of purple; a rare novelty . . . . .	10	25	75	2 50
<b>Duke of York.</b> Bright rosy pink, with a tint of primrose; beautiful combination of colors . . . . .	10	25	75	2 50
<b>Duchess of York.</b> One of Eckford's latest and best flowers; of the largest size and most delicate color, striped and barred . . . . .	10	25	75	2 50
<b>Novelty.</b> (Eckford's, 1895.) Deep rose, with infusion of orange . . . . .	10	25	75	2 50
<b>Katherine Tracy.</b> Very soft crimson blush; boldly expanded . . . . .	10	40		
<b>Blanche Burpee.</b> The new Giant White Sweet Pea; pronounced the finest white ever produced. We give Mr. Eckford's own description: "A white-seeded pure white of exquisite form and immense size, having a bold, rigid, upright, shell-shaped standard of great substance. It is a wonderfully profuse bloomer, and absolutely free from the objectionable notch so conspicuous in Emily Henderson. It usually bears 3 flowers on a stem. A very chaste variety, and by far the finest Sweet Pea ever introduced" . . . . .	10	40	1 25	4 00





TUBEROUS-ROOTED BEGONIAS.

## SUMMER-BLOOMING BULBS AND TUBERS.

A quick and sure return in rich blossoms repays the planter who invests in this class of flowers. They have become as indispensable in their way as the Dutch Bulbs, and fill as important a place in the pageant of the seasons. With the exception of one or two kinds, all are remarkably easy to grow, and thrive well in nearly all soils.

**BEGONIAS.** Tuberous-rooted. Double, in separate colors . . . . . 20 cts. each

**BEGONIAS.** Tuberous-rooted. Single, in separate colors . . . . . 10 cts. each

**CALADIUM ESCULENTUM.** (Elephant's Ear.) Large bulbs. 5, 10, 20 and 30 cts. each.

**CALADIUM ESCULENTUM.** Fancy-Leaved. Good-sized bulbs. 10 cts. each.

**CANNAS.** New Dwarf French. The very best in cultivation. Mad. Crozy, Paul Legrand, Paul Marquant, Alphonse Bouvier. 10 cts. each.

**CINNAMON VINE.** 5 cts. each.

**DAHLIAS.** Mixed Varieties. 10c. each.

**GLADIOLAS.** Good Named Varieties. 2 cts. each, \$1.50 per 100.

**GLOXINIAS.** Best Mixed. 10 cts. each.

**MADEIRA VINE.** 5 cts. each.

**OXALIS.** Los Andra and Dieppi. Per doz. 10 cts., per 100 50 cts.

**TUBEROSE.** Dwarf Double Pearl. Per doz. 25 cts., per 100 \$1.50.



GLADIOLUS.





PETUNIA.



## New Dwarf Sweet Pea, Cupid.



This little dwarf wonder of the Sweet Pea family is charming and unique. The flower stems are about 4 inches long, and bear near the ends of the stems 2 or 3 pure waxen-white blossoms of good substance and quite as large as Emily Henderson's. The blossoming is wonderfully free, and lasts from May until November.

Rev. W. T. Hutchins, the eminent Sweet Pea specialist, says of it: "A novelty it certainly is. It is the only genuine dwarf Sweet Pea, and has sported so at one jump. By some freak of nature it has lost the habit of a vine, and makes a low tuft of short branches which hug the ground, showing no tendency either to trail or climb. But it has not lost the free-blooming habit, and thus its blossoms, which are uniformly the purest possible white, form a low, dense mass that nearly hides the foliage."