

Full Weight.

Good Seed. — Fair Price.

1888.

# CATALOGUE

OF

# CHOICE SEEDS



GROWN AND SOLD BY  
**HEMAN GLASS,**  
Lakeview Seed Farm,  
ROCHESTER, N. Y.



# Please Read Before Ordering Seeds.

## SEEDS SENT FREE OF CHARGE.

MY CUSTOMERS WILL PLEASE REMEMBER:

*First.*—That the prices in my catalogue include the POSTAGE OR EXPRESS CHARGES, and that all my seeds are sent PRE-PAID by me to any part of the United States at the prices named, except when ordered by the peck, bushel or barrel. By this arrangement I virtually *bring my seeds to every man's door.*

*Second.*—That all my seeds are sold under TWO GUARANTEES: *First*, the safe arrival of all money sent me for seed, when sent as directed below; and *Second*, That the seed ordered shall reach my customers. If a package fails to reach a customer, or a part of it is lost, I will refill the order for the amount lost, without further charge. I assume all the risk of the money reaching me, and of the seeds reaching my customers—making the purchase of seeds *as safe as it is possible for a business transaction to be.*

*Third.*—That there are so many contingencies arising between seed time and harvest, to prevent even the best seed from always giving satisfactory returns, I cannot warrant the crop. Sowing the seed too shallow or too deep, too early or too late, in soil too wet or too dry; weather too wet, too cold or too dry; insects of all descriptions destroying the plants; chemical changes induced by temperature, etc., may, and often do operate, either singly or combined, to defeat the best efforts of the best cultivators to secure a satisfactory crop, even from the best of seed. Therefore, while exercising constant and vigilant care to have all my seeds true to name, and of the highest quality, *and believing that with ordinary care all the seed I sell will grow, I do not sell any seed with any warranty, either expressed or implied, and will in no way be responsible for the crop.*

*Fourth.*—That I do not send out any seed *to be sold on commission, and take back the unsold seed.* I cannot do this and keep my stock of seeds fresh and reliable.

## DISCOUNT ON LARGE ORDERS.

I will allow the following discounts on large orders, whether by individuals or clubs, which may be deducted when the order is sent:

On orders amounting to \$5.00, a discount of 5 per cent.

On orders amounting to \$10.00, a discount of 8 per cent.

On orders amounting to \$15.00, a discount of 10 per cent.

On orders amounting to \$20.00 and over, a discount of 12½ per cent.

MARKET GARDENERS and others who use large quantities of seeds, will receive special discounts on application.

## HOW TO SEND THE MONEY.

MONEY SENT TO ME FOR SEED MAY BE SENT AT MY RISK AND EXPENSE, when sent in either of the following ways:

By Postoffice or Express Money Order, Draft on New York, or in a registered letter.

Sums of *less than one dollar* may be sent by Postal Note or in stamps, without registering the letter.

If a customer sends more money than is enough to pay for the seeds ordered, the balance will be returned; if less than enough, the order will be filled so far as the money goes.

☞ When sending an order, don't forget to sign your NAME, POSTOFFICE, COUNTY and STATE PLAINLY. Also give your nearest *Express Office*, and the name of the Express Company. I can send many of my seeds cheaper by express than by mail.

Address

**HEMAN CLASS,**

Lakeview Seed Farm, Rochester, N. Y.



# LAKEVIEW SEED FARM.

For more than twenty years I have been engaged in gardening and seed growing. My experience in gardening has been very useful to me in growing seeds. It taught me the importance of having pure and reliable seeds, and gave me a practical knowledge of the great variety of vegetables grown at the present time, and how to secure the best types of the different varieties. Good seed cannot be produced from inferior stocks, nor can good stock be secured without careful and constant selection of the best types. This I have been doing for years, and I believe I now have as fine strains of onions, cabbages, beets, carrots, etc., as can be found anywhere. I am willing to have my seeds tested by the side of any there is grown. My efforts to produce and sell seed of the best quality have met with a generous and gratifying response from my friends and customers. My sales last year were double those of any previous year.

I make a specialty of VEGETABLE SEEDS. In this age of intense competition, we must confine ourselves to some special line of effort if we wish to reach the highest development and success. It is better to do a few things thoroughly well than many things fairly well. "Divide and conquer" is a maxim as applicable to business life as to military affairs. There is always room at the top.

LAKEVIEW SEED FARM is situated on the Ridge Road, just north of the City of Rochester and three miles from Lake Ontario. It is easily reached from the city, by taking the horse cars on State street labeled "Lake Ave. to Ridge Road," which run nearly to my farm. I shall be glad to welcome my customers at any time during the growing season, and have them inspect my method of growing seeds. It is generally conceded that Northern grown seeds, with few exceptions, will produce earlier and more satisfactory crops than seeds grown further south or where the season of growth is longer. As a rule, seeds of quick growth and maturity are the best adapted to our climate. This fact has made Rochester one of the great seed growing centers of the country. There is great advantage in

## BUYING SEED OF THE GROWER.

Only those who grow their own seeds can *know* that their seeds are *fresh and pure*. The seed dealer may take the greatest care in selecting his stock of seeds, and, after all, he may be imposed upon by those of whom he buys, either in the purity or age of his seeds. But he who grows his own seeds *knows* for a certainty just what the character of his seed is. Seeds can now be so readily sent by mail or express to the most distant parts of the country, that gardeners and others can procure fresh seeds direct from the grower, as cheap, and often cheaper, than they can procure them from stocks that have made annual trips around the country, till their only claim to respect is their age.

## SOWING THE SEED.

Having secured seed which we believe to be fresh and reliable, the first step toward securing a crop, is to sow or plant it in such a manner and at such a time that it may have a reasonable chance to grow. Seeds must be sown shallow or deep, according to their size and ability to push up through the soil. Small seeds are very apt to be sown too deep. If small seeds, like celery, lettuce, etc., were sown as deep as onion and beet seed, very few would ever appear above the ground, and the seedsman would be called a cheat, and his seed worthless, when the fault was wholly with the man who sowed the seed. Then, again, some seeds are hardy and can be sown as soon as the frost is out of the ground and it is dry enough to work, while others are tender and will rot if put into the ground before it becomes warm. The seeds that can be sown early, and those that should be sown later, are specified below.

Another important thing to be attended to is "firming" the soil over the seeds after sowing, if the soil is dry and warm. After sowing the seed, go over the rows, and with the ball of the foot press down every inch of soil in the drill where the seed has been sown. Then with a rake lightly level off the rows and the operation is done. But this rule of firming the soil must not be followed unless the ground is dry and warm. When the soil is damp, and there is no danger of dry or heated air drying out the seed, there is no necessity of treading it in. In such cases it is better not to do it. If a drought should follow after sowing the seed, and there is danger of the seed suffering from the dry, hot air, the firming may be done a week or more after the seed has been sown.

When carrots and parsnips are sown after the ground has become dry, the ground should always be rolled after sowing, otherwise there will be danger of the heated air penetrating the loose, dry soil and destroying the vitality of the seed. When this cannot be done after sowing, it is a good plan to roll with a field roller before sowing. On my muck land I roll both before and after sowing.

**TIME OF SOWING SEEDS.**—The following seeds may be safely sown early in the spring: Asparagus, Beet, Broccoli, Cabbage, Cauliflower, Celery, the hardy, early Sweet Corn, Cress, Lettuce, Onion, Parsnip, Peas, Radish, also Carrots, Spinach and Turnip for the early market.

The following should not be sown or planted until the ground has become dry and warm, and danger of frost is past: Beans, Cucumber, Carrot for a winter crop, the soft, late Sweet Corn, Melons, Peppers, Squash, Tomato, and Turnip for a late crop. Lima Beans and Winter Squashes are especially liable to rot if planted before the ground has become dry and warm. Tomatoes, Peppers and Egg Plant should be started early in a hot-bed or in a box in the house.

### MANURE.

It is a waste of time and money to attempt to grow crops, either in the garden or on the farm, without manure and plenty of it. Every year I am more and more convinced that we do not use enough. If we would cultivate less acres and use more manure, we would have a larger surplus over expenses. A poor crop only pays expenses, and oftentimes not that. It is only good crops that pay a profit.

As to the kind of manure, use all the stable or barn-yard manure you can make or get. Nothing is better or as good. Then use all the commercial fertilizers you can afford to buy, and you can afford more than you suppose. It is money well invested that will pay 100 per cent. in six months, and the money paid out for manure and fertilizers frequently pays more than that. If you doubt it, try it.

Next in importance to plenty of manure, is **FREQUENT STIRRING OF THE SOIL.** So essential is the latter that some gardeners insist that frequent stirring the soil will produce larger crops without manure, than poor cultivation with manure. While I am satisfied that nothing can take the place of manure, I am equally well satisfied that a soil frequently stirred will produce much better crops than the same soil that is only seldom cultivated. For some crops it is absolutely essential. I know a large and successful grower of cabbages who keeps his cultivator running through his crop two or three times a week, so long as he can get between the rows.



1888.

❁ DESCRIPTIVE CATALOGUE ❁

—AND—

PRICE LIST OF SEEDS.

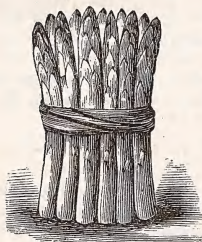


In the following list I have briefly described the different varieties, so that their characteristics and value may be known, and given such simple instructions for their cultivation that with reasonable care success will be assured.

☞ Remember that the prices given include the **Postage or Express Charges** in all cases except by the *peck, bushel and barrel*, or where specified. If ordered by Express and *charges paid by purchaser*, 16 cents per pound may be deducted from the price of all seeds sold by the pound, 25 cents per quart from the price of corn, and 30 cents per quart from the price of beans and peas.

☞ *Half pounds at pound rates, pints at quart rates, four quarts at peck rates, and half bushels at bushel rates.*

**ASPARAGUS.**



This is one of my principal crops, having over four acres in cultivation. The seed should be sown early in the spring in good, strong soil. Thin out the plants and keep free from weeds. The plants, if good care is taken, will be ready to set in a permanent bed the following spring. The ground for the permanent bed should be heavily manured and worked in deep. Make trenches 3½ feet apart with a plow or spade, eight inches deep, and set the plants in the bottom of the trenches, eighteen inches

apart, and cover the roots lightly with earth. When the plants are a foot or more high, hoe the earth into the trenches, filling them about one-third full. Afterwards fill the trenches nearly full of rotted manure, or give a liberal application of phosphate and cover with earth. When leveled off, the top of the roots or crown should be about six inches below the surface of the ground. Every spring give a heavy coat of manure and cultivate thoroughly. Cut lightly the first two years; after that keep the *bed cut clean* so long as you want asparagus. When well established, it can be cut for six weeks without injury. Let the brush or tops remain on the bed during the winter to protect the roots. The falling seed can do no harm as the young plants from the seed always die out.

I raise and keep on hand a supply of choice roots.

**Conover's Colossal** is the largest and best variety, if indeed there is more than one variety, which many doubt. Seed, per packet, 5 cents; oz., 10 cents; ¼ lb., 20 cents; lb., 60 cents.

Roots—2 years old, per doz., prepaid.....	\$ 50
2 years old, per 100, " .....	1 25
2 years old, per 100, not prepaid .....	75
2 years old, per 1,000, " .....	5 00

The roots are quite hardy and may be set at any time from the middle of April to the first of June, but by setting quite early, a larger growth will be obtained the first year.



## BEANS.

A dry, rather light soil is the best for beans, though they will do well on any good garden land. For an early crop of garden beans, plant quite early in a light, dry soil, and in a warm sheltered place. But for the general crop, beans should not be planted until all danger of frost is past and the ground has become warm. This is especially true of Lima Beans. Avoid planting beans in a cold, wet soil, and do not hoe them when wet with dew or rain.

### BUSH BEANS.

**Long Yellow Six Weeks.**—One of the earliest of the string beans; hardy and prolific; may be planted quite early, as it will stand a light frost. Large packet, 10 cents; quart, 55 cents.

**Early Red Valentine.**—One of the earliest of the string beans; very productive; remains in a green state longer than most varieties; much used for pickling. Large packet, 10 cents; quart, 55 cents; peck, not prepaid, \$1.25.

**Refugee, or Thousand to One.**—A very productive medium variety; young pods very tender and fine flavor. Large packet, 10 cents; quart, 55 cents.

**Black Wax, or Butter.**—An old standard variety; quite early and productive; pods waxy, yellow and very tender. Large packet, ten cents; quart, 60 cents.

**Golden Wax.**—About a week earlier than the Black Wax; pods large, brittle and entirely stringless; very rich and tender. Large packet, 10 cents; quart, 60 cents; peck, not prepaid, \$1.75.

**Ivory Pod Wax.**—Highly prized both as a snap bean and a winter-shelled bean; very productive; pods long, stringless and of transparent ivory white; beans small white. Large packet, 10 cents; quart, 60 cents.

### POLE OR RUNNING BEANS.

Of all the running beans the Lima is the best. It is rather late, but by using short poles—not over four feet, and pinching off the ends of the runners as often as they reach the top of the poles, they can be ripened in this latitude, 43 degrees, unless the season is very unfavorable. Plant as soon as the ground is dry and warm, generally about the middle of May; but do not be in too much of a hurry, for they are quite liable to rot unless the ground is warm enough to sprout them quickly.

**The Large Lima.**—The best of all pole beans. Large packet, 10 cents; quart, 70 cents.

**Dreer's Improved Lima.**—It is claimed for this new variety that it is earlier than common Lima, and is better adapted to northern latitudes. Large packet, 10 cents; quart, 70 cents.

**Horticultural, or Speckled Cranberry.**—A round, speckled bean, equally good as a snap or shelled bean; used both in the green and dry state. Large packet, 10 cents; quart, 70 cents.

**Dutch Case Knife.**—A white pole bean of fine quality. Can be used as a snap bean, but generally shelled. Large packet, 10 cents; quart, 60 cents.

## BEETS.

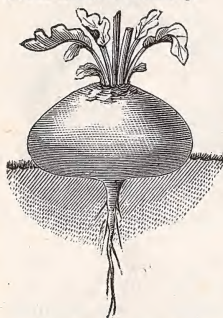
Beets are grown in every garden, and used in all stages of their growth. The soil should be rich, mellow and deep. They are among the first vegetables to be sown in the spring. Sow the seed quite thickly in drills one foot apart and two inches deep. When the beets are beginning to form they can be thinned out and used as "beet greens."

For the Mangel Wurzels you can hardly have the ground too rich. They make a heavier growth than the table beets, and the rows should be sown at least 18 inches apart. Where large quantities are grown it saves labor to sow the rows wide enough apart to use a horse and cultivator between them. Many growers prefer the Sugar Beet for stock. It is certainly a fine beet, and grows nearly as heavy crops as the Mangels.

Beets are best kept through the winter by burying them in pits, which should be dug about a foot deep and three feet wide,



and long enough to hold the stock on hand. Scatter dry earth over them and then cover with straw and earth sufficient to keep them from freezing.



EGYPTIAN BEET.

**Egyptian Blood Turnip.**—One of the earliest beets in cultivation. Color, deep crimson; excellent quality. Per packet, 5 cents; oz., 10 cents;  $\frac{1}{4}$  lb., 20 cents; lb., 75 cents.

**Eclipse, New.**—A blood<sup>d</sup> turnip beet of the finest quality. About as early as the Egyptian and larger. Makes a small top and produces smooth-growing beets of globe shape. In my trial of early beets the past season I considered it the best of all. Tender and sweet. I think it will prove valuable for market gardeners. Per packet, 5 cents; oz., 10 cents;  $\frac{1}{4}$  lb., 30 cents; pound, \$1.00.

**Bastian's Extra Early Red Turnip.**—As early as the Egyptian, larger and smoother. In appearance a blood beet, but streaked with white. A fine beet for market gardeners. Per packet, 5 cents; oz., 10 cents;  $\frac{1}{4}$  lb., 20 cents; pound 75 cents.

**Extra Early Bassano.**—The old standard early beet. Very early, but not a blood beet. Per packet, 5 cents; oz., 10 cents;  $\frac{1}{4}$  lb., 18 cents; pound 65 cents.

**Dewing's Improved Early Turnip.**—Earlier than the Blood Turnip Beet. Roots a good red, large, uniform, smooth and handsome. For all uses the best turnip beet; largely grown for market. Per packet, 5 cents; oz., 10 cents;  $\frac{1}{4}$  lb., 20 cents; pound, 70 cents.

**Early Blood Turnip.**—Not as early as the above, but of good quality; blood red, tender and a good keeper. Per packet, 5 cents; oz., 10 cents;  $\frac{1}{4}$  lb., 20 cents; pound, 70 cents.

**Long Blood Red.**—A good late variety for fall and winter use, long, smooth, sweet and tender. Per packet, 5 cents; oz., 10 cents;  $\frac{1}{4}$  lb., 18 cents; pound, 65 cents.

**Swiss Chard, Silver Ribbed, or Sea Kale Beet.**—Grown solely for its leaves. The mid-rib can be stewed and served as asparagus, and other parts of the leaves used as spinach. Per packet 5 cents; oz., 10 cents;  $\frac{1}{4}$  lb., 18 cents; pound, 60 cents.

## SUGAR BEETS.

I have taken great pains to get the best varieties of the Sugar Beet. Those varieties that give the largest yield of roots contain the smallest proportion of sugar, and conversely, the kinds richest in sugar give the lightest crops of roots to the acre.

**Vilmorin's Improved White Sugar.**—This variety contains 16 per cent. of sugar, yields moderately heavy crops. Considered the richest in sugar of any of the Sugar Beets. A fine table beet. Per packet, 5 cents; oz., 10 cents;  $\frac{1}{4}$  lb., 30 cents; pound, \$1.00.

**Red Top Sugar.**—Contains 10 to 12 per cent. of sugar; is the largest and most prolific of all the Sugar Beets, averaging on good ground 20 tons per acre; grows slightly above ground; ripens earlier than other varieties. Per packet, 5 cents; oz., 10 cents;  $\frac{1}{4}$  lb., 18 cents; pound, 60 cents.

**Lane's Imperial Sugar.**—One of the best of the Sugar Beets and largely grown. Per packet, 5 cents; oz., 10 cents;  $\frac{1}{4}$  lb., 20 cents; pound, 60 cents.

I never knew what good seed was until I commenced dealing with you. In the two years past, the seed we got of you has germinated and grown finely, and we have had the best garden we have ever had.

M SEAGER, Etna, N. Y.

The seeds I have bought of you, the past two or three years, have proved very satisfactory. I think they excel in two particulars: First, in vitality, producing strong and vigorous plants in abundance, and second, in being true to name—two very important points.

W. A. JACOBS, Port Byron, N. Y.



## MANGEL WURZELS.

**Carter's Improved Orange Globe.**—The best of the Globe Mangels; will grow in all soils; rich, nutritious, and will keep very late. Per oz., 10 cents; pound, 60 cents.

**Carters' Mammoth Long Red.**—Is very large size and good quality; grown extensively. Per oz., 10 cents; pound, 60 cents.

**Golden Tankard.**—In shape intermediate between the Long and Globe varieties; color yellow; nutritious and fine flavor. The type does not seem to be well established, as it does not grow uniform. Per oz., 10 cents; pound, 60 cents.



CARTER'S ORANGE GLOBE  
MANGEL.

## BROCCOLI.

Broccoli produces heads like the cauliflower, but is more hardy. Cultivation same as cauliflower, except that the plants should not be grown or set too early, as it does the best in the cool weather of autumn. The cape varieties are best suited to our climate. Sow the seed in the open ground, about the middle of May, and transplant from the 1st to the 10th of July.

**Early Purple Cape.**—The most reliable to head and the best for our climate. Per packet, 10 cents; oz., 40 cents.

## CABBAGE.

Cabbages are one of my specialties, both as a market crop and for growing the seed. I raise no stump seed; only the best heads and of the best type are used for seed. My Winningstadt Fottler's Brunswick and Excelsior Flat Dutch are of the very best strains, obtained by years of careful selection. There are none better and few as good. The Excelsior Flat Dutch is a strong growing cabbage, and must have a strong soil to make hard heads. Many growers make the mistake of trying to grow a large cabbage on poor soil. If your soil is light or sandy try the Winningstadt. New land is preferable, and it is not safe to follow cabbage with cabbage, otherwise "club root" will appear. I have found a clover sod one of the best fertilizers for cabbage. The most important thing next after plenty of manure is the frequent stirring of the soil. It cannot be stirred too often. For this latitude, 43 degrees, I find that the best time to sow the seed of the late cabbage for a fall and winter crop is from the 10th to the 25th of May, and set the plants from the 25th of June to the 4th of July. Different sowings should be made so as to have the plants ready when the ground is in a suitable condition for setting. The early small growing varieties may be set 18 to 20 inches apart in the row. The later varieties should be set 2½ to 3 feet apart. The seed can be sown broadcast, but I prefer to sow in rows 10 inches apart. An ounce of seed will produce about 3,000 plants, but it is a safe rule to sow an ounce for every 2,000 plants wanted.

I have been very successful with the late varieties by planting them about the first of June in hills where they are to grow. Make the hills, a mere hoof of earth, and then with the thumb and finger put three to five seeds in the hill. When large enough to transplant, the surplus plants are very handy to replace any hills that may have been destroyed by the black fly or cut worm. Late plants are quite liable to be destroyed by the cabbage fly as soon as they appear above the ground. To prevent this, dust them over lightly, just as they are coming up, with fine air-slacked lime or soot. Do not delay this even for a day, for the delay may be fatal to the crop. It is best applied when the dew is on. For the green cabbage worm, so destructive in some localities, I have found Pyrethrum, or *Persian Insect Powder* a perfect remedy. It is not poisonous and may be used with perfect safety. Sprinkle it on the worms with a small dredging box. I have used it quite extensively and always with success.





**The Early Jersey Wakefield.**—This is the earliest and most profitable cabbage with market gardeners in all parts of the country. Heads conical and compact; a general favorite. My stock of seed of this variety is from very fine and uniform heads. Per packet, 10 cents; oz., 30 cents;  $\frac{1}{4}$  lb., 85 cents; lb., \$3.25.



**Henderson's Early Summer.**—The earliest of the flat varieties; about ten days later than the Wakefield, but as it is larger, it soon supersedes it in the market. It is a good cabbage to sow late, about the middle of June, to fill out the late crops where plants have failed. Per packet, 10 cents; oz., 30 cents;  $\frac{1}{4}$  lb., 85 cents; lb., \$3.25.

**The Early Winningstadt** is, among cabbages, what the Baldwin is among apples — always reliable. Heads conical, medium size; second early; for the table the very best; very reliable to head; will head on light soils where other kinds fail.

It makes a good winter cabbage, if the seed is not sown before the middle of June. Per packet, 5 cents; oz., 15 cents;  $\frac{1}{4}$  lb., 40 cents; lb., \$1.50.

**Fottler's Improved Brunswick.**—This is the most reliable to head of the drumhead varieties; second early, and a capital fall or winter cabbage. Per packet, 10 cents; oz., 25 cents;  $\frac{1}{4}$  lb., 70 cents; lb., \$2.50.

**Excelsior Flat Dutch.**—The best of the large flat drumheads; short stem, heads large and very solid; somewhat later than Fottler's Brunswick, and should be set ten days or two weeks earlier; it must have a strong, rich soil to make solid heads. Per packet, 10 cents; oz., 30 cents;  $\frac{1}{4}$  lb., 80 cents; lb., \$3.00.



**Filderkraut.**—Somewhat resembles Winningstadt, but is more pointed and larger, and heading up with fewer outside leaves. The favorite for making kraut. Per packet, 5 cents; oz., 25 cents;  $\frac{1}{4}$  lb., 70 cents; lb., \$2.50.

**Bristol Flat Dutch.**—The value of this cabbage does not seem to be understood. It is one of the most solid of all the late cabbages, and a fine variety for shipping; heads rather oval, very solid, with purple tinge across the top. Per packet, 10 cents; oz., 25 cents;  $\frac{1}{4}$  lb., 70 cents; lb., \$2.50.

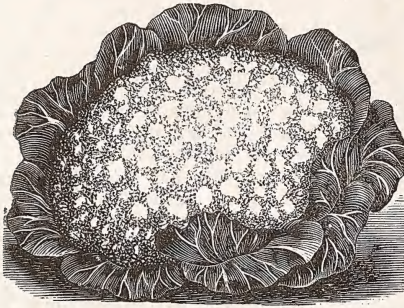
**Marblehead Mammoth.**—A very large flat head cabbage. On good soil the largest cabbage grown. Per packet, 10 cents; oz., 25 cents;  $\frac{1}{4}$  lb., 70 cents; lb., \$2.50.

**Perfection Drumhead Savoy.**—An improved variety of the Savoy Cabbages, which are considered the most delicate of cabbages, possessing somewhat the richness of the cauliflower. Per packet, 10 cents; oz., 25 cents;  $\frac{1}{4}$  lb., 70 cents; lb., \$2.50.

**Large, Late Blood Red.**—Fine for pickling. Per packet, 5 cents; oz., 20 cents;  $\frac{1}{4}$  lb., 60 cents; lb., \$2.00.



## CAULIFLOWER.



This is one of my principal market crops I raise an acre or more annually. During the past two years I have tested over twenty varieties of cauliflowers. Many of the varieties were almost worthless, and it is useless to attempt to grow them with any profit. Henderson's Early Snowball and the Dwarf, Small-leaved

Erfurt have proved the best and most reliable to head. I offer only such varieties as I have found reliable. Cauliflowers do the best on low, moist land, as they require plenty of water. Very little can be done in heading cauliflowers during the hot weather of the summer. They do the best during the cool weather of the late autumn. They delight in a rich soil. The cultivation is the same as for cabbages.

For an early crop the plants must be raised under glass. For a late crop sow the seed and transplant the same as winter cabbage. I set the plants from the 25th of June to the 10th of July. To protect the young plants in the seed bed from the black fly, dust them over lightly, just as they are coming up, with fine, air-slacked lime or soot, as recommended for cabbages. As soon as the heads of cauliflower begin to form, cover them with a loose leaf, or tie a few leaves over the head to protect them from the sun; otherwise they will turn a brown color, which spoils their appearance.

**Henderson's Early Snowball.**—My seed of this variety is the *true Snowball*, and not any of the cheap imitations of this celebrated cauliflower. I have grown it for years and have always found it the most reliable to head of all the cauliflowers. It never fails; almost every plant will produce a solid head; growth upright and can be set  $3 \times 1\frac{1}{2}$  feet. It has the additional merit of protecting, by its inner leaves, the head from the sun, which few cauliflowers do. Per packet, 30 cents; oz., \$4.00.

**Erfurt, Very Dwarf, Small Leaved.**—This is much like the above and considered by some seedsmen to be the same as the Snowball. Very reliable to head. Would be a valuable variety for forcing for the early market. Per packet, 25 cents; oz., \$3.50.

**Vick's Ideal.**—New, later than Snowball. Heads somewhat larger and very solid; growth upright and can be set same as Snowball. Per packet, 40 cents; oz., \$6.00.

**Lenormand's Short Stem.**—The best second early variety. Plants and heads larger than the Snowball, but not so solid in warm weather. Per packet, 15 cents; oz., 75 cents.

**The Algiers.**—This is the best late cauliflower. Plants should be started early, but it is not necessary to sow the seed in a hot bed. If the seed is sown in the open ground about the first of May, good heads will be obtained by the 10th of September. It makes a large growth, and should be set  $3 \times 3$  feet. Per packet, 15 cents; oz., \$1.00.

I sowed garden seed of your raising, three years ago, and I had the best garden I have had for the last thirty years.

MRS. S. B. TAYLOR, Richland Co., Wis.

The only fault we found with your seeds last year was they came up too thick. We did not make allowance for good seed.

C. E. SHAFFER, Tioga Co. N. Y.

Your seeds gave perfect satisfaction last year. They were the best I ever bought.

A. D. BRADISH, Windsor, Vt.

I gave you a small order last spring, and am glad to say that they were put up in first-class order and proved first quality seeds.

H. A. BARTON, Pittsfield, Mass.



## CARROTS.

Carrots require a deep, rich soil. I grow them very successfully on muck land, raising one season 580 bushels of the Danvers Orange on five-eighths of an acre of land. I consider them excellent for horses, when kept on dry feed. Sow about the middle of May, in drills eighteen inches apart, and thin to three inches in the rows. Keep free from weeds and the tops will soon shade the ground, and further weeding will be unnecessary.

The White Belgian will give the largest crops, but is not as nutritious as the Orange Carrots. As it grows partly above ground, it is easier to harvest.



DANVERS ORANGE.


### The Danvers Orange.

I regard the Danvers carrot as great an improvement on the Long Orange as the Danvers onion is on the common yellow. It gives greater bulk, with less length of root, and being shorter, it is easier to dig. My seed is the genuine Danvers. Per packet, 5 cents; oz., 10 cents;  $\frac{1}{4}$  lb., 35 cents; lb., \$1.25.

**Long Orange.**—This is an old standard variety and largely grown. Per packet, 5 cents; oz., 10 cents;  $\frac{1}{4}$  lb. 30 cents; lb., \$1.00.

**Half Long Orange, Stump-Rooted.**—A stump-rooted Orange carrot intermediate between the Long Orange and the French Short Horn. A very fine carrot for the table. Per packet, 5 cents; oz., 10 cents;  $\frac{1}{4}$  lb., 35 cents; lb., \$1.25.

**Guerande, or Oxheart.**—This variety, though not a long carrot, will produce large crops, the diameter often being as great as the length. Bright orange, and fine grained. Easy to harvest and fine for bunching. Per packet, 5 cents; oz., 15 cents;  $\frac{1}{4}$  lb., 50 cents; lb., \$1.75.



GUERANDE OR OXHEART.

**Half Long Scarlet Carentan.**—An early variety, nearly coreless; excellent for forcing, and used as an early crop in the open ground. Per packet, 5 cents; oz., 10 cents;  $\frac{1}{4}$  lb., 35 cents; lb., \$1.25.

**Giant White Belgian Green Top.**—Grows one-third above ground; lower part of root white, that above ground, green; a heavy cropper; grown exclusively for feeding stock. Per packet, 5 cents; oz., 10 cents;  $\frac{1}{4}$  lb., 20 cents; lb., 75 cents.

I was so well pleased with the seeds I got of you last spring, that I am going to send to you for my seeds next spring, and some of my neighbors are going to send with me.


JODIE TRIMBLE, Duffan, Texas.


I am much pleased with the corn, potatoes and onions raised from seed purchased of you last spring. (1887.) I carried away first prize at our fair on the Atwell Field Corn.


W. P. STACY, St. Lawrence Co., N. Y.



## CELERY.



The culture of Celery is very simple when properly managed. Many beginners in Celery growing fail to sprout the seed because they do not observe the necessary conditions. Celery seed is very small, and care should be taken to cover the seed very lightly, and give partial shade to keep the surface of the soil moist till the seed is sprouted, when the shade must be removed to prevent the young plants from running up spindling. When the plants are three inches high, transplant them into a bed prepared for the purpose, three inches apart. It is a good plan to shear off the tops of the plants to make them grow stocky. If the plants do not stand too thick in the row, they may be sheared off where they stand and save the labor of transplanting. Transplant into the field on the surface of the ground, five or six inches apart, in rows three feet apart for the dwarf varieties, and four to five feet for the large varieties. Be careful to press the soil firmly about the roots, pressing the soil each side of the plants with the feet. Nothing further is needed for four or five weeks but to keep the plants free from weeds. Then they should be partially banked up and the earth drawn close around the plants with the hands, being careful to keep the earth out of the heart of the plant. This is called "handling." It should not be done when the plants are wet. The blanching must be done by banking up to the top of the leaves with a spade. This should be done about three weeks before it is wanted for use, and only for such portion as is wanted. That intended for winter use need not be banked up, as the celery will be blanched in the trench when stored away for the winter. To keep over winter, select a dry place and dig trenches one foot wide and as deep as the celery is tall; stand the celery in the trenches with the dirt adhering to the roots, so that the tops of the leaves will come even with the surface of the ground. For a covering, set up a six-inch board on one side of the trench and cover with other boards thus . This arrangement will give the tops a supply of air, and the heart will continue to grow through the winter. On the approach of freezing weather, cover with straw litter and add a covering of earth to prevent freezing as the weather gets colder. The engraving shows the trench filled and ready for covering.



**Henderson's White Plume.**—A new variety. Does not require blanching by the old process. By simply tying up the stalks and bringing up the dirt with a hoe the blanching will be done complete. Not very hardy. Per packet, 10 cents; oz., 40 cents; lb., \$4.50.

**Henderson's New Rose.**—The best of the red celeries which are becoming

more popular and justly so, for they are more hardy than the white varieties and winter better. They are also the finest flavored. Let those who are lovers of fine celery give this a trial. Per packet, 10 cents; oz., 40 cents; lb., \$4.50.

**Dwarf Golden Heart.**—A half dwarf variety of recent origin. The heart, when blanched, is full and solid, of a waxy



or golden color; most excellent flavor, and one of the best winter keepers. More largely grown for market than any other variety. Per packet, 10 cents; oz., 25 cents;  $\frac{1}{4}$  lb., 70 cents; lb., \$2.50.

**Crawford's Half Dwarf.**—This variety has great vigor of growth, equaling the large growing sorts in weight of bunch. When blanched it is yellowish white, solid, and possessing the nutty flavor peculiar to the dwarf kinds. Per packet, 10 cents; oz., 25 cents;  $\frac{1}{4}$  lb., 70 cents; lb., \$2.50.

**Boston Market.**—An old variety and a favorite with many growers; somewhat branching and rather low growth; flavor very fine. Per packet, 10 cents; oz., 25 cents;  $\frac{1}{4}$  lb., 70 cents; lb., \$2.50.

## CORN.

My crops of Sweet Corn the past season were very good, and I succeeded in curing them in fine condition. The most profitable Sweet Corn to grow for marketing green, is the early and the late. Stowell's Evergreen is the variety usually grown for canning, but I prefer Russell's Prolific for market, as it is earlier and nearly as large. Sweet Corn should not be planted until the ground is warm, as it is more liable to rot than the common field corn, though the early corn is quite hardy and may be planted earlier than the later sorts. To have a succession, plant in this latitude every two weeks from the middle of May till July. Further south the planting may be done earlier and continued later.

**The Cory.**—A new variety of early corn, a few days earlier than the Marblehead, and producing ears somewhat larger. Market gardeners know the value of the *first* corn in the market. Large packet, 10 cents; quart, 60 cents.



**Early Marblehead.**—A very early sweet corn. The stalk is dwarf in its growth and the ears set quite low down. The ears are of good size and very sweet for an early corn. Large packet, 10 cents; quart, 50 cents.

**Russell's Prolific.**—The earliest first-class sweet corn; ears large and sweet; to come in after the Marblehead, there is no better; very productive; nearly every stalk will mature two good ears, if not allowed to stand too thick. It is my favorite second early corn. Large packet, 10 cents; quart, 50 cents; peck, \$1.40.

**Crosby's Early Sugar.**—An early corn, much liked for either family use or for market. Ears rather small. Large packet, 10 cents; quart, 50 cents.

**Perry's Hybrid.**—A new variety of second early sweet corn; ears large and twelve rowed; kernels large, sweet and tender. Large packet, 10 cents; quart, 50 cents; peck, \$1.25.

**Black Mexican.**—A black-grained corn; very sweet and much liked by many. Large packet, 10 cents; quart, 50 cents.

**Stowell's Evergreen.**—An old standard variety for a late corn; ears large, deep grained; largely grown for canning. Large packet, 10 cents; quart, 50 cents; peck, \$1.25.

**The Egyptian, or Washington Market.**—A very tall growing corn, growing ten to twelve feet high; matures late and should be planted as soon as the ground is warm. Ears large, two and three on a stalk; should be planted four feet apart each way, and not more than four stalks be left in the hill. Large packet, 10 cents; quart, 50 cents.

## POP CORN.

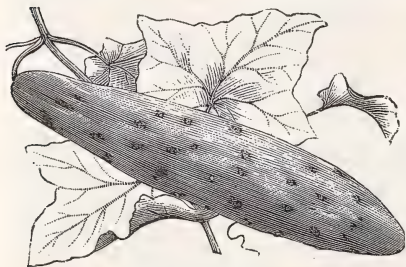
**Glass' Red Rice.**—This is a new species of rice corn, of a dark wine color. I have never had a better parching corn; it sells itself when once used; ears good size and will yield 60 to 70 bushels to the acre, and sells readily for \$1.00 a bushel. This corn took the *First Premium* at the New York State Fair last season over all other varieties. Large packet, 10 cents; quart, 50 cents; peck, ears (not prepaid), 75 cents.



### CURLED CRESS OR PEPPER GRASS.

This is a small well-known pungent salad, used with lettuce, to which it makes a most agreeable addition. A fresh sowing should be made about once in ten days, as it matures rapidly, and can be eaten only when young and tender. It is fine for garnishing and to eat with cold meats. Per packet, 5 cents; oz., 10 cents.

### CUCUMBERS.



LONG GREEN.

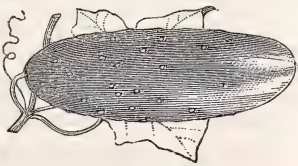
So long as Cucumbers are wanted for the table, do not let any go to seed, as that impairs the fruiting of the vine. Cucumbers require a warm, rich soil. In this climate it is useless to plant in the open air much before the first of June. Plant plenty of seed, and when all danger from insects is past, thin to four plants in the hill. For pickles,

plant the last of June. Early cucumbers for market are grown mostly in green houses, but for family use they may be grown easily in the following manner: Dig a hole in the ground one foot deep and two feet across, and nearly fill with warm manure. Cover with five or six inches of earth, and over the center place a small shallow box with a light of glass or a piece of muslin over the top. Give air when the weather is warm, and water freely. As the plants grow draw the earth around the stems. I have grown them quite successfully in this manner.

**Early Green Cluster.**—Quite early, small, growing in clusters; prickly, productive. Per packet, 5 cents; oz., 10 cents;  $\frac{1}{4}$  lb., 30 cents; lb., \$1.00.

**Early Frame.**—An old and popular variety. Medium size and good for pickling or the table. Per packet, 5 cents; oz., 10 cents;  $\frac{1}{4}$  lb., 30 cents; lb., \$1.00.

**Early White Spine.**—This is the standard cucumber for the table, whether grown in the open air or under glass. Early, large, uniformly straight and attractive; very productive; a great favorite with market gardeners. Per packet, 5 cents; oz., 10 cents;  $\frac{1}{4}$  lb., 30 cents; lb., \$1.00.



WHITE SPINE

**Extra Long White Spine.**—A longer growing variety than the above; in all other respects similar to it, and also largely used for forcing under glass. Per packet, 5 cents; oz., 10 cents;  $\frac{1}{4}$  lb., 35 cents; lb., \$1.25.

**Long Green.**—An old standard variety. Large, long and very productive. Many use it exclusively, both for cucumbers and pickles. Per packet, 5 cents; oz., 10 cents;  $\frac{1}{4}$  lb., 30 cents; lb., \$1.00.

**Green Prolific.**—One of the best pickling sorts, immensely productive, growing uniform and seldom too large for pickling. Per packet, 5 cents; oz., 10 cents;  $\frac{1}{4}$  lb., 30 cents; lb., \$1.00.

**West India Gherkin, or Burr.**—A small, rough, prickly fruit; used only for pickling. Per packet, 10 cents; oz., 25 cents.

### EGG PLANT

A tender plant, which, when well grown and properly cooked, is one of the most delicious garden vegetables. Sow the seed like tomato seed in a hot-bed, and give the same treatment as the tomato; but more care should be taken in transplanting, to prevent the plants from being killed by sudden exposure. Those who have not a hot-bed can sow the seed in a box in the house. The plants should be protected from the potato bug.

**Improved New York Purple.**—Very large and fine; the best variety. Per packet, 10 cents; oz., 50 cents.



**ENDIVE.**

One of the best salads for fall and winter use. Sow in June or July in drills and thin to one foot apart. When nearly grown tie up the outside leaves over the heart of the plant to blanch the inner leaves. It will be ready for use in about ten days.



ENDIVE.

**Moss Curled.**—The hardiest and highly ornamental; crisp and tender when blanched. Used also for garnishing. Per packet, 5 cents; oz., 20 cents.

**KALE, OR BORECOLE.**

Grown extensively for the early spring market. Commonly known as "Dwarf German Greens," or "sprouts." Cultivated same as cabbage, which it resembles, but does not form a head. Seed should be sown in the latter part of August, and the leaves gathered in the early spring like spinach.

**Dwarf Green Curled Scotch.**—The variety largely grown by gardeners. Leaves a bright green, beautifully curled and hardy. Per packet, 5 cents; oz., 10 cents;  $\frac{1}{4}$  lb., 35 cents; lb., \$1.00.

**Dwarf German Greens or Sprouts.**—Bright green, resembling *Ruta Baga* tops. Dwarf leaves numerous, and of the best quality. Per packet, 5 cents; oz., 10 cents;  $\frac{1}{4}$  lb., 30 cents; lb., \$1.60.

**KOHL RABI.**


A vegetable intermediate between a turnip and a cabbage. The stem just above the ground swells into a bulb something like a turnip; cooked like turnips, for which they are a good substitute when young and tender.

**Large Early Purple.**—Beautiful, tender and excellent for the table. Per packet, 5 cents; oz., 15 cents.

**Large Early White.**—Like the above, except in color. Per packet, 5 cents; oz., 15 cents.

**LETTUCE.**

Lettuce is grown every where a garden is made, but most people grow it too thick for its best development. It should be transplanted, when quite small, into rows a foot apart and five or six inches apart in the row. It will then form large plants or heads. Farmers generally fail to get the full benefit of lettuce, because they do not have it early enough. It should be grown ready for use by the time the garden is made, which is the usual time, with most farmers for sowing the seed. Raise the plants in a hot-bed, or in a box in the house, and when two inches high, set out in a cold frame, or where they can be sheltered from cold winds, 4x12 inches apart. Give plenty of water. Successive sowings should be made to have a supply through the season. The Early Egg, Boston Market and Rochester Market are small forcing lettuces used for growing under glass.



CABBAGE LETTUCE.

**Early Egg.**—One of the best for forcing under glass; quick growth, forms a beautiful pale green head, oval or egg shape. Per packet, 5 cents; oz., 25 cents;  $\frac{1}{4}$  lb., 75 cents; lb., \$2.50.

**Boston Market.**—One of the earliest and much used for forcing; forms a small, compact head. Per packet, 5 cents; oz., 15 cents;  $\frac{1}{4}$  lb., 50 cents; lb., \$1.75.

**Rochester Market.**—A forcing lettuce grown very extensively here in greenhouses for the early market. A small cabbage lettuce, as early as the Boston Market; is somewhat larger, and I think forms a better head. Per packet, 5 cents; oz., 20 cents;  $\frac{1}{4}$  lb., 60 cents; lb., \$2.00.



**Early Curled Silesia.**—Very tender and sweet; leaves large, light yellow and curled; the best for bunch lettuce; does not form a distinct head. Per packet, 5 cents; oz., 15 cents;  $\frac{1}{4}$  lb., 50 cents; lb., \$1.75.

**All the Year Round.**—A very compact growing cabbage lettuce, with close, small heads; remains tender a long time; an excellent summer variety. Per packet, 5 cents; oz., 20 cents;  $\frac{1}{4}$  lb., 60 cents; lb., \$2.00.

**Hanson.**—One of the largest and one of the best of the cabbage varieties. Forms large heads, green outside and white inside, something like a cabbage; stands summer heat well and remains tender a long time. Per packet, 5 cents; oz., 20 cents;  $\frac{1}{4}$  lb., 60 cents; lb., \$2.00.

**Black-Seeded Simpson.**—A very large and very fine cabbage lettuce. Very popular. It does not form so compact a head as the Hanson, but is larger and more crisp; very slow to run to seed. Per packet, 5 cents; oz., 20 cents;  $\frac{1}{4}$  lb., 60 cents; lb., \$2.00.

**Imperial White Head.**—A very fine, large cabbage lettuce, and stands a long time without going to seed. Per packet, 5 cents; oz., 20 cents;  $\frac{1}{4}$  lb., 60 cents; lb., \$2.00.



COS LETTUCE.  
100. If by mail, 50 cents.

**Brown Dutch.**—An old variety noted for its hardiness. Leaves large, thick, green tinged with brown, tender and fine flavored. Valuable because of its hardiness and fine quality. Per packet, 5 cents; oz., 20 cents;  $\frac{1}{4}$  lb., 60 cents; lb., \$2.00.

**Paris White Cos.**—One of the best of the upright or cos varieties. Per packet, 5 cents; oz., 20 cents;  $\frac{1}{4}$  lb., 60 cents; lb., \$2.00.

**Lettuce Plants.**—Grown under glass for early spring use; 40 cents per

## MELONS.

Melons, being of tropical origin, require a quick, warm soil to ripen thoroughly in this climate. I have found that it is nearly useless to attempt to grow the large southern watermelons as far north as Rochester. They do not ripen sufficiently to become sweet and tender. The two melons best adapted to our climate are the Ice Cream and Mountain Sweet. They will do the best in a light, sandy soil, if the hills are made rich with manure. Make the hills with two or three shovels full of fine, well rotted manure well mixed with the soil, the hills to be raised slightly above the surface of the ground. Plant a dozen or more seeds in the hill, and when all danger from bugs is past, thin to four good plants in the hill. Musk melons should be planted 6 feet apart each way, and water melons 9 feet. If the vines grow too rank, pinching off the ends of the shoots will cause them to fruit better.

☞ Do not plant musk melons near cucumbers.

## MUSK MELONS.

**Glass' Early Prolific Nutmeg.**—I have grown this melon for ten or twelve years, and I consider it the earliest and best of the nutmeg melons. Medium size, flesh green and very sweet; quite prominently ribbed and netted; very productive, a capital breakfast melon. Per packet, 5 cents; oz., 15 cents;  $\frac{1}{4}$  lb., 40 cents; lb., \$1.50.



EARLY PROLIFIC NUTMEG.

**Early Christina.**—A very early variety, flesh a light orange; liked by many; its chief claim to cultivation is its earliness. Per packet, 5 cents; oz., 15 cents;  $\frac{1}{4}$  lb., 30 cents; lb., \$1.25.

**Golden Netted Gem.**—A small early melon, fine for the table. Exceedingly productive, each hill producing twelve to fifteen melons; flesh light green and fine flavor. Per packet, 5 cents; oz., 15 cents;  $\frac{1}{4}$  lb., 30 cents; lb., \$1.25.



MONTREAL MARKET.

**Montreal Market.**

A very large nutmeg melon, deeply ribbed and netted; the best large melon I have grown; skin and flesh green, very thick and of the finest flavor. Per packet, 5 cents; oz., 15 cents;  $\frac{1}{4}$  lb., 40 cents; lb., \$1.50.


**Hackensack.**—A very popular melon with the market gardeners around New York. Grows to a large size; is round in shape, most delicious flavor and very productive. Per packet, 5 cents; oz., 15 cents;  $\frac{1}{4}$  lb., 35 cents; lb., \$1.25.

**Bay View.**—A large size nutmeg melon of recent introduction. Green flesh, sweet and fine flavor. Per packet, 5 cents; oz., 15 cents;  $\frac{1}{4}$  lb., 30 cents; lb., \$1.25.

**Casaba, or Persian.**—The largest of the musk melons, Yellowish green flesh, oblong and delicious flavor. Per packet, 5 cents; oz., 15 cents;  $\frac{1}{4}$  lb., 30 cents; lb., \$1.25.

**WATER MELONS.**

**Ice Cream, or Peerless.**—I consider this the best water melon grown at the north. One of the earliest, medium size, white seeded, rind thin, flesh bright red, solid to the center, very tender and sweet; too tender for a good shipping melon, as it breaks easily. Per packet, 5 cents; oz., 10 cents;  $\frac{1}{4}$  lb., 30 cents; lb., \$1.00.



ICE CREAM MELON.

**Mountain Sweet.**—An old favorite. One of the earliest, well adapted to the northern states, medium size, dark green and red flesh, largely grown. Per packet, 5 cents; oz., 10 cents;  $\frac{1}{4}$  lb., 30 cents; lb., \$1.00.

**Black Spanish.**—An old standard melon; rather late but one of the very best. Large size, dark green, flesh bright red, rich and sweet; very popular and still largely grown for market; better than some of the new varieties. Per packet, 5 cents; oz., 10 cents;  $\frac{1}{4}$  lb., 30 cents; lb., \$1.00.

**Cuban Queen.**—Grows to a large size and is very solid; rind thin and ripens well to the center; skin striped with dark and light green; flesh bright red, tender and sugary; a heavy cropper. Per packet, 5 cents. oz., 10 cents;  $\frac{1}{4}$  lb., 30 cents; lb., \$1.00.

**Georgia Rattlesnake, or Gypsy.**—A large oblong melon, striped and mottled, rind thin; red flesh and of fine quality. Shipped largely from the south. Per packet, 5 cents; oz., 10 cents;  $\frac{1}{4}$  lb., 30 cents; lb., \$1.00.

Your Tomato seed proved the best we ever had, and your Cabbage seed was the very best in the country.

JOS. PEACHEY, Wichita, Kansas.

The seeds I received of you last season gave perfect satisfaction. From the Carrot seed I raised the best lot of Carrots I ever saw.

F. L. REEVES, Wayne Co., N. Y.



**Kolb's Gem.**—New. This melon has suddenly attained great popularity in the South, by reason of its great size, great yield and fine shipping quality. Its flavor is the best, and remains in fine condition for two or three months. Per packet, 5 cents; oz., 10 cents;  $\frac{1}{4}$  lb., 30 cents; lb., \$1.00.

**Sealy Bark.**—A melon of recent introduction. One of the most solid melons I have ever grown; one of the best for shipping; will stand a great deal of rough handling without breaking open; large size, rind thin and tough; flesh light crimson and fine flavor. Per packet, five cents; oz., 10 cents;  $\frac{1}{4}$  lb., 35 cents; lb., \$1.25.

**Citron.**—For preserves. Used for sweetmeats and preserves. Per packet, 5 cents; oz., 10 cents;  $\frac{1}{4}$  lb., 35 cents; lb., \$1.25.

### MUSTARD.

A pungent salad, used the same as cress. As it is quite hardy it can be sown in the early spring. Sow thickly in rows, and cut when two inches high.

**Mustard White.**—The best for salad and culinary purposes. Per packet, 5 cents; oz., 10 cents;  $\frac{1}{4}$  lb., 15 cents; lb., 50 cents.

### ONION.

Onion seed is my leading specialty, and I believe that my seed is second to none in the country. If there is such a thing as PEDIGREE SEED I have got it. My stock of Yellow Globe Danvers has been improved by careful selection for nearly twenty years, using only the most perfectly formed bulbs for seed stock. In addition to raising the best possible seed from the best stock, I do what is seldom done by seed growers, and that is, after my seed has been cleaned by the mill in the usual way, it is all

#### WATER CLEANED.

This is an expensive way to clean seed, as all the light, half-filled seed that goes through the mill is washed out and thrown away. But, if expensive, it is thorough. Every seed that sinks in water must be a heavy seed, and sure to grow. A large onion grower said to me, "When I sow water cleaned seed, I *know* it is going to grow, but when it has not been washed I am not sure of it."

Read the testimonials on page 35 and see what my customers say of it.

Onions can be successfully grown on any soil that is not too sandy or stony. In this part of the State they are largely grown on muck land. But such land must be well drained. I have found unleached wood ashes and phosphate the best fertilizers on muck. Apply one half when the crop is sown, and the rest just before the onions begin to bottom.

The seed should be sown in the spring as soon as the ground is dry enough to work. There is little danger of the seed rotting by sowing too early. Sow four or five pounds to the acre, in drills fourteen inches apart, and be careful not to let the weeds get a start of the onions. A few days neglect in weeding the first time may be fatal to the crop. Four weeding are generally necessary. They are cured or dried upon the ground, and, if the weather is pleasant, topped in the field. They must not be stored in piles, as they heat rapidly. I have a house, built partly under ground, for storing them, with shelves two feet apart upon which the onions are placed eight to ten inches deep. I have wintered them very successfully by freezing them, but the objection is, you cannot handle them until spring, and oftentimes lose the best market in January and February.

☞ My crop of onion seed, owing to the drought, was a partial failure, and I shall not be able to fill all my orders with seed of *my own growing*. I shall have other good seed to sell, but I do not sell it as my own seed.


---

The seed we got of you last spring gave the best of satisfaction. The season was very unfavorable, but our garden was very good—not a seed lost. G. H. ATKINS, Ovid, N. Y.

I sent to you last year and was perfectly satisfied with your seed. I will say they were the best seed I ever sowed, and will strongly recommend them.

B. H. GRIFFITHS, Stoddard, N. H.

**Yellow Globe Danvers.**—My own growing; crop of 1887; true globe and water cleaned. I can recommend it to be as good as the best. (See testimonials of Chas. B. Vaughn and Chas. A. St. John, on page 35.) Per packet, 10 cents; oz., 25 cents;  $\frac{1}{4}$  lb., 75 cents; lb., \$2.75.



YELLOW GLOBE DANVERS.

**Yellow Globe Danvers.**—Not my own growing. Good Eastern grown seed, and thoroughly tested. Per packet, 10 cents; oz., 20 cents;  $\frac{1}{4}$  lb., 60 cents; lb., \$2.25.

**Early Red Globe.**—My own growing. Earlier than the Danvers or Red Wethersfield. True globe, and very free from scallions. Ripens up hard, and a good onion to winter. On muck land, where the Wethersfield does not bottom well, this variety should be grown. Per packet 10 cents; oz., 25 cents;  $\frac{1}{4}$  lb., 80 cents; lb., \$3.00.

**Early Red Globe.**—Not my own growing. Good Eastern grown seed, thoroughly tested. Per packet, 10 cents, oz., 20 cents;  $\frac{1}{4}$  lb., 70 cents; lb., \$2.50.

**Red Wethersfield.**—My own growing. On strong land yields heavy crops, and is especially adapted to the rich lands of the west, where it is largely grown. A good keeper, and winters well. Per packet, 10 cents; oz., 20 cents;  $\frac{1}{4}$  lb. 60 cents; lb., \$2.25.



RED WETHERSFIELD.

**White Globe.**—A fine white onion, and a much heavier cropper than the Silverskin. Fine globe shape and mild flavor. Sells higher than the red and yellow sorts. Should be cured under shelter. Does not winter well. Per packet, 10 cents; ounce, 40 cents;  $\frac{1}{4}$  lb., \$1.10; lb., \$4.00.

**Silver Skinned.**—True, delicate, early; not a good keeper. Per packet, 10 cents; oz., 40 cents;  $\frac{1}{4}$  lb., \$1.10; lb., \$4.00.

**Yellow Dutch, or Strasburg.**—A large, flat onion, bottoming readily, and is much grown by gardeners for bunching in a green state. Per packet, 10 cents; oz., 20 cents;  $\frac{1}{4}$  lb., 60 cents; lb. \$2.25.

### ITALIAN ONIONS.

**New Giant Rocca, of Naples.**—An Italian onion of large size, globular shape, bright brown skin, and delicate flavor. Per packet, 10 cents; oz., 25 cents;  $\frac{1}{4}$  lb., 70 cents; lb., \$2.50.

**Marzajola.**—A new variety, probably the earliest onion grown. Per packet, 10 cents; oz., 25 cents;  $\frac{1}{4}$  lb., 70 cents; lb., \$2.50.

### ONION SETS.

I give prices on onion sets only by the quart. As the market for sets frequently fluctuates, the prices by the bushel will be given on application.

	QUART.		QUART
Top, or Button sets, prepaid, ...	\$ .50	Not prepaid,....	\$ .30
Yellow Bottom sets, " ....	.50	" ....	.30
White Bottom sets, " ....	.60	" ....	.40

### PARSNIPS.

Parsnips should be sown in the early spring, as the seed will seldom germinate in dry, hot weather. Sow in drills 18 inches apart, and thin to three inches in the drill. Cultivate the same as carrots. Parsnips are improved by remaining in the ground until spring; those wanted for winter use can be dug and stored in pits. They are excellent for fattening cattle and hogs.



**Long Hollow Crown.**—The old standard variety; whether for table use or for stock. Per packet, 5 cents; oz., 10 cents;  $\frac{1}{4}$  lb. 25 cents; lb., 90 cents.

**Carter's New Maltese.**—A new sort, said to be smoother and whiter than the above. Per packet, 5 cents; oz., 10 cents;  $\frac{1}{4}$  lb., 25 cents; lb., 90 cents.

### PARSLEY.

Used for garnishing and seasoning soups and salads. Succeeds best in a mellow, rich soil. Sow quite early in the spring, as the seed germinates quite slowly. Soak the seed in warm water twenty-four hours before sowing. Thin the plants to six inches or transplant in rows. It may be sown in the fall, as it will live through the winter by protecting with leaves or other covering.

**Carter's Moss Curled.**—The most elegant curled parsley grown. Per packet, 5 cents; oz., 10 cents;  $\frac{1}{4}$  lb., 30 cents; lb., \$1.00

### PEAS.

After a thorough trial of the different varieties of early peas, I have not been able to find anything better for an early crop than the **EARLY KENT**. The **KENTISH INVICTA**—a blue pea—ripens about the same time, and the quality is somewhat better. Both are good croppers.

Peas mature the earliest on a light, rich soil. Sow in the spring as soon as the frost is out of the ground, and sow three to four inches deep. They will stand a good deal of cold and some frost, and you can hardly get them in too early. But if the wrinkled varieties are sown quite early, it must be on a dry soil, as they are more liable to rot than the smooth peas. They are, however, much the sweetest and best flavored peas. To have a succession, make two or more sowings. Sow the early, smooth, hardy peas, like the Early Kent and Kentish Invicta, as soon in the spring as the frost is fairly out of the ground, and two or three weeks later make a second sowing of the early kinds, and sow also some of the wrinkled peas. This will give a succession from about the middle of June till late in July, when the early corn will be ready for use.

### Early Varieties.

**Carter's First Crop.**—Very early and quite productive for so early a pea; height,  $2\frac{1}{2}$  feet. Large packet, 10 cents; quart, 60 cents.

**Early Kent.**—The standard early smooth pea with market gardeners; very generally grown for field culture; height,  $2\frac{1}{2}$  feet. Large packet, 10 cents; quart, 60 cents; peck, \$1.10; bushel, \$4.00.

**Kentish Invicta.**—A round blue pea, the earliest of the blue varieties; excellent for family use, and a very good market pea; ripens altogether; fine for canning;  $2\frac{1}{2}$  feet high. Large packet, 10 cents; quart, 60 cents; peck, \$1.35; bushel, \$5.00.

**Bliss' American Wonder.**—The earliest wrinkled pea in cultivation, and the best of all the dwarfs. A cross between McLean's Little Gem and the Champion of England, and combines the good qualities of both; quite dwarf, growing only 10 to 12 inches high; very productive, and quality unsurpassed. Large packet 10 cents; quart, 70 cents.

**McLean's Little Gem.**—A very early green wrinkled pea, and a great favorite for family use; prolific bearer,



BLISS' AMERICAN WONDER.

and of rich, sugary flavor; grown largely for market; 2½ feet high. Large packet, 10 cents; quart, 60 cents; peck, \$1.60; bushel, \$6.00.

### Later Varieties.

**Bliss Ever-Bearing.**—A second early pea of unsurpassed quality. Pods from 3 to 4 inches in length and peas very large. For continuance in bearing unexcelled. As it branches from the roots, it should be sowed thin, 6 to 8 inches apart in the row; height 18 inches to 2 feet. Large packet, 10 cents; qt., 70 cents.

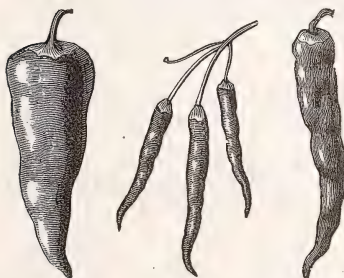
**Champion of England.**—The best and most popular of all the tall-growing peas. A profuse bearer, has long pods, well filled with large, rich peas; grows 5 feet high and requires bushing. Per packet, 10 cents; qt., 60 cents; pk., \$1.40; bu., \$5.25.

**Yorkshire Hero.**—A very fine, late dwarf, wrinkled pea; an abundant bearer, and of fine quality. Large packet, 10 cents; quart, 60 cents.

**Black-Eyed Marrowfat.**—The favorite market variety for second and main crop; very productive, with broad, well-filled pods; height, 4 feet, but does not require bushing. Large packet, 10 cents; qt., 50 cents; pk., 75 cents; bu., \$2.50.

**Canada Field Peas.**—For sowing broadcast. Per bu., \$1.25. (Two bushel bags, 18 cents each.)

### PEPPERS.



LONG RED.

CHILI.

CAYENNE.

Peppers are tender annuals, used for seasoning and pickling; the mild, sweet varieties are preferred for the latter purpose. Sow in a hot-bed, or in a warm, sheltered border in May, and when 3 inches high transplant 18 inches apart.

**Large Sweet Bell.**—A large, early variety, of mild flavor, rind thick and fleshy; the best for pickling. Per packet, 5 cents; oz., 30 cents.

**Golden Dawn Mango.**—A remarkably prolific pepper; like the Sweet Bell in size and shape, but a magnificent golden color when ripe; very mild flavor. Per packet, 5 cents; oz., 30 cents.

**Long Red.**—Beautiful and productive; flesh thick and pungent. Per packet, 5 cents; oz., 30 cents.

**Red Chili.**—Small, bright red, very pungent; used for pepper sauce. Per packet, 5 cents; oz., 30 cents.

**Cayenne.**—Long, slender, of a bright red color, pungent. The capsicum of commerce. Per packet, 5 cents; oz., 30 cents.

### PUMPKIN.

Pumpkins are grown mainly for feeding purposes, but the sweeter sorts are much prized for culinary uses. A few hills in the garden, grown the same as squashes, will give a good supply for family use.

**Connecticut, or Common Field.**—A large, productive variety, grown for feeding stock. Per packet, 5 cents; oz., 10 cents; lb., 50 cents.

**Sugar Pumpkin.**—Smaller than the above, but very prolific; flesh thick; dark orange color; very sweet, fine grained and superior to the common field for culinary uses. Per packet, 5 cents; oz., 10 cents; lb., 75 cents.

**Large Cheese.**—A large, cream-colored, flatish, ribbed pumpkin, rather late; one of the best for cooking purposes. Per packet, 5 cents; oz., 10 cents; lb., 75 cents.

The James Vick potatoes you sent me gave good satisfaction. They were about the best in yield and quality of twenty-five popular kinds I raised this year.

W. C. TOWNSEND, Long Island, N. Y.



## RADISH.

Radishes must make a rapid growth to be crisp and tender. They thrive the best on a light, sandy soil; on heavy or clay soil it is difficult to grow good radishes. For an early crop, sow the turnip varieties in a hot-bed, or in a warm place, protected from the cold winds. The best radishes will be secured by not sowing until the soil has become warm. As soon as they appear above the ground, sprinkle with ashes or soot, to protect them from the turnip fly. Winter radishes should be sown in July or August, and, like turnips, make their best growth in the autumn. Before severe frost, take up and pit out of doors, or bury in sand in a cool cellar, and they will keep crisp through the winter. Before using, put into cold water, which adds to their freshness.

**Long Scarlet Short Top.**—The standard variety for family use or for market gardeners. Grown everywhere. Per packet, 5 cents; oz., 10 cents;  $\frac{1}{4}$  lb., 20 cents; lb., 75 cents.

**Beckert's Chartier.**—New and distinct. Long and grows to large size; color at the top crimson, middle pink, and at the bottom a waxy white; flesh white; crisp and mild. One of the very best for sowing out of doors. Per packet, 5 cents; oz., 10 cents;  $\frac{1}{4}$  lb., 30 cents; lb., \$1.00.

**Early Scarlet Globe.**—It is claimed for this variety that it is the earliest and best radish for forcing; color a fine scarlet, and egg shape; flavor mild, crisp and juicy; will stand a great amount of heat without becoming pithy; also excellent for garden culture. Per packet, 10 cents; oz., 15 cents;  $\frac{1}{4}$  lb., 35 cents; lb., \$1.25.

**Rose Olive-Shaped.**—Grows about an inch and a half long; flesh color or rose; very tender and crisp; a fine early market variety. Per packet, 5 cents; oz., 10 cents;  $\frac{1}{4}$  lb., 20 cents; lb., 75 cents.

**Scarlet Olive-Shaped, White Tip,** called **French Breakfast.**—Scarlet tipped with white; of quick growth; mild and tender. Per packet, 5 cents; oz., 10 cents;  $\frac{1}{4}$  lb., 20 cents; lb., 75 cents.

**Early Red Turnip.**—A small, round, scarlet turnip; small top, of quick growth. Per packet, 5 cents; oz., 10 cents;  $\frac{1}{4}$  lb., 20 cents; lb., 75 cents.

**Early Round Dark Red.**—A new turnip radish, skin a dark red; somewhat larger than the Red Turnip; has a very small top which makes it valuable for forcing under glass. Per packet, 5 cents; oz., 10 cents;  $\frac{1}{4}$  lb., 20 cents; lb., 75 cents.

## WINTER RADISHES.

**Chinese Rose Winter.**—One of the best winter varieties; a beautiful rose color; flesh white, firm and superior quality; a favorite with market gardeners. Per packet, 5 cents; oz., 10 cents;  $\frac{1}{4}$  lb., 30 cents; lb., \$1.00.

**California Mammoth White.**—Really a Chinese radish, grown by the Chinese in California. Grows to a large size; white, solid and good flavor. Per packet, 5 cents; oz., 10 cents;  $\frac{1}{4}$  lb., 30 cents; lb., \$1.00.

**Black Spanish Winter, Long.**—A long variety; one of the hardiest, firm in texture, keeping until spring. Per packet, 5 cents; oz., 10 cents;  $\frac{1}{4}$  lb., 20 cents; lb., 75 cents.

**Black Spanish Winter, Round.**—Like the above, except that it is turnip shape. Per packet, 5 cents; oz., 10 cents;  $\frac{1}{4}$  lb., 20 cents; lb., 75 cents.

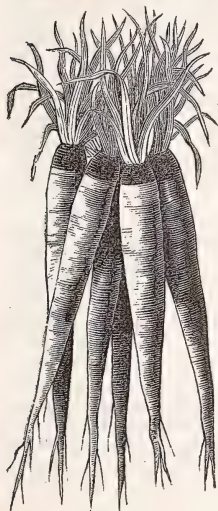
## RHUBARB, OR PIE PLANT.

Rhubarb is grown from seed and by division of the roots. Sow the seed early in the spring and thin to about 10 inches. In the following spring transplant three feet apart in a strong, rich soil. If propagated by a division of the roots, it may be done in the fall or the spring. To get early rhubarb, cover one or more roots with barrels, without heads, before the frost is out of the ground, and around and over the barrels place a heap of warm manure, and the plants will readily grow, as light is not necessary for the development of the stalks.

**Linnaeus** — Early, large and tender. Per packet, 5 cents; oz., 20 cents.

**Myatt's Victoria.**—Very large; later than the Linnaeus. Per packet, 5 cents; oz., 20 cents.

### SALSIFY, OR VEGETABLE OYSTER.



This delicious vegetable is considered by many a great luxury. It is used for soups, and possesses a flavor similar to the oyster, for which it is sometimes used as a substitute. No family should be without it for early spring use. To be grown in perfection it requires a good strong soil. Sow and cultivate the same as carrots. It is usually left in the ground until spring, though it can be used in the late autumn. Per packet, 10 cents; oz., 25 cents;  $\frac{1}{4}$  lb., 60; lb., \$2.25.

### SPINACH.

This is an important crop for the market gardener, and of easy culture. For summer use, sow very early in the spring, in drills one foot apart, and thin the plants to three inches. For the early spring crop, sow in September, in well-drained soil, and on the approach of severe cold weather, cover with straw or litter.

#### The Thick-Leaved Round. —

Equally good for fall and spring sowing; large, thick leaves; gives a greater bulk of crop than the prickly. Per packet, 5 cents; oz., 10 cents;  $\frac{1}{4}$  lb., 15 cents; lb., 50 cents.

**Long Standing.**—A new, fine and large variety, leaves crimped and thick flesh. Valuable for spring sowing, as it will stand two weeks later than other sorts without running to seed. Per packet, 5 cents; oz., 10 cents;  $\frac{1}{4}$  lb., 15 cents; lb., 50 cents.

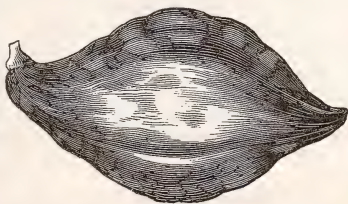
### SQUASHES.

Winter squashes are very tender, and it is useless to plant them until the soil is quite warm, and all danger of frost and cold nights is passed. There is no need of hurry in planting, as they make a rapid and luxuriant growth. Plant in well manured hills, the same as for cucumbers and melons; the bush varieties four feet apart each way, and the running sorts eight feet apart. Ten to twelve seeds should be planted in a hill, and when danger from bugs is past thin to three and four plants. I save my squashes from the black squash bug by hoeing the earth around the stems, close up to the lower leaves, which keeps the bugs away from the stems, where the damage is done. If this is done two or three times very little damage can be done by the bugs. Winter squashes should be well ripened or they will lack sweetness and will not winter well. The test of ripeness is the hard shell.

**Early Summer Crook-Neck.**—The best summer squash; skin yellow, covered with watery excrescences. Per packet, 5 cents; oz., 10 cents;  $\frac{1}{4}$  lb., 30 cents; lb., \$1.00.

**Early White Bush Scallop.**—An early market variety, bearing abundantly. Per packet, 5 cents; oz., 10 cents;  $\frac{1}{4}$  lb., 30 cents; lb., \$1.00.

**The Hubbard.**— This is the most popular of the winter squashes, and more generally grown than any other; remarkable for its productiveness and keeping qualities, but it must ripen thoroughly (which will be known by a very hard shell) or it will be watery and lack sweetness, and will not keep through the winter. Per



THE HUBBARD.

Per packet, 5 cents; oz., 10 cents;  $\frac{1}{4}$  lb., 30 cents; lb., \$1.00.



**Boston Marrow.**—An old popular fall variety; bright orange color, oval form, a good keeper and unsurpassed in flavor. Per packet, 5 cents; oz., 10 cents;  $\frac{1}{4}$  lb., 30 cents; lb., \$1.00.

**Essex Hybrid, or Hard Shell Turban.**—A cross between the Hubbard and Turban, being the color and shape of the Turban, and having the dryness and hard shell of the Hubbard; fine grain and very sweet; of quick growth and a good keeper. Per packet, 5 cents; oz., 10 cents;  $\frac{1}{4}$  lb., 35 cents; lb., 1.20.



PERFECT GEM.

**Marblehead.**—A fine winter squash resembling the Hubbard; skin a pale green; sweet and dry but somewhat variable. Per packet, 5 cents; oz., 10 cents;  $\frac{1}{4}$  lb., 35 cents; lb., \$1.20.

**Perfect Gem.**—A small, round squash, creamy white color, fine grained; dry and sweet; equally good for summer or winter use; very productive. Per packet, 5 cents; oz., 10 cents;  $\frac{1}{4}$  lb., 30 cents; lb., \$1.00.

**Winter Crook-Neck.**—Largely grown in some states. Sweet, fine flavored, hardy and a good keeper. Per packet, 5 cents; oz., 10 cents;  $\frac{1}{4}$  lb., 30 cents; lb., \$1.00.

## TOMATOES.

To obtain early tomatoes the plants must be started in a hot-bed or greenhouse, and when two inches high transplant into a hot-bed, four inches apart. When the weather becomes warm, in this latitude about the 20th of May, transplant into the field, three and one-half feet apart each way. If the soil is too rich, they will be apt to make a rank growth of vines rather than fruiting freely. A light, rather sandy soil is the best. Pinching or cutting off the ends of the vines will hasten the ripening of the fruit. Plants for a small garden may be started in a box or flower pot in the house.

**Hathaway's Excelsior.**—Early, medium size, remarkably smooth, round and solid; very productive and of excellent quality. Per packet, 5 cents; oz., 25 cents;  $\frac{1}{4}$  lb., 75 cents.

**Livingston's Favorite**—A new tomato originated by Mr. Livingston, who produced the Acme and Paragon, and combines the good qualities of both. It is a large, smooth, dark red, solid tomato; ripens evenly and does not crack or rot; very prolific and bears shipping long distances. Per packet, 5 cents; oz., 25 cents;  $\frac{1}{4}$  lb., 75 cents.

**Livingston's Perfection.**—Large size, very solid; ripens all over at the same time; very productive and bears until frost; not so early as the Favorite. Per packet, 5 cents; oz., 25 cents;  $\frac{1}{4}$  lb., 75 cents.

**Mikado.**—A new and distinct variety. One of the earliest and largest; solid and of unsurpassed quality; generally smooth but sometimes irregular; color purplish red; a decided improvement. Per packet, 5 cents; oz., 40 cents;  $\frac{1}{4}$  lb., \$1.25.

**Mayflower.**—Early and large. Bright red color, globular, slightly flattened and smooth; ripens evenly up to the stem; very productive. Per packet, 5 cents; oz., 25 cents;  $\frac{1}{4}$  lb., 75 cents.

**Acme.**—One of the earliest and handsomest varieties; color peculiar, crimson with purplish tinge; fruit large, perfectly smooth and solid. Per packet, 5 cents; oz., 25 cents;  $\frac{1}{4}$  lb., 75 cents.

**Paragon.**—A first-class tomato, resembling the Acme, except in color which is a dark red; very solid, ripens evenly, heavy foliage and does not sunburn. Per packet, 5 cents; oz., 25 cents;  $\frac{1}{4}$  lb., 75 cents.

**General Grant.**—A very superior tomato for canning purposes, as it ripens rapidly and evenly; large size and good quality. Per packet, 5 cents; oz., 25 cents;  $\frac{1}{4}$  lb., 75 cents.

**TURNIPS.**

The best soil for turnips is a rather light sand. On such soil they grow smoother and are not apt to be wormy. For an early crop, sow the flat varieties in the spring as soon as the ground can be worked, in drills 10 to 15 inches apart. When the plants are a few inches high, thin to five or six inches apart. For the late crop, sow the round, yellow turnips, not later than the 25th of July, while the quicker-growing sorts like the Purple Tops, can be sown as late as the middle of August. They may be sown either in drills or broadcast. The yellow turnips keep well through the winter, and sell readily through the winter for table use. The Swede or Rutabaga turnips, grown mainly for feeding, though used extensively for family use in the spring, should be sown from the middle of June to the 4th of July, in drills not less than 18 inches apart, and thinned to 12 inches in the rows.

**Extra Early Milan.**—A new variety, purple top and strap leaf; early as the Purple Top Munich, which is inclined to be hot and bitter, while the Milan is mild and sweet. Per packet, 5 cents; oz., 10 cents;  $\frac{1}{4}$  lb., 20 cents; lb., 80 cents.

**Strap-Leaved, Purple Top.**—This is the general favorite of the flat varieties. Early and of excellent quality. Grown everywhere. Per packet, 5 cents; oz., 10 cents;  $\frac{1}{4}$  lb., 16 cents; lb., 60 cents.

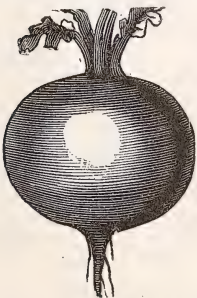
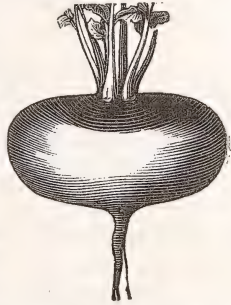
**Strap-Leaved, White Top.**—Similar to the above except in color. One of the best either for market or family use. Per packet, 5 cents; oz., 10 cents;  $\frac{1}{4}$  lb., 16 cents; lb., 60 cents.

**Purple-Top White Globe.**—Similar to Purple Top Strap leaf, except it is globe shape instead of flat; a handsome turnip and becoming very popular with market gardeners. Per packet, 5 cents; oz., 10 cents;  $\frac{1}{4}$  lb., 20 cents; lb., 75 cents.

**Early White Egg.**—Nearly egg-shape; fine grained and sweet; a quick-growing turnip; can be sown as late as the middle of August. Per packet, 5 cents; oz., 10 cents;  $\frac{1}{4}$  lb., 20 cents; lb., 75 cents.

**Orange Jelly.**—A beautiful yellow globe turnip; grows to a good size; one of the best for the table. Per packet, 5 cents; oz., 10 cents;  $\frac{1}{4}$  lb., 20 cents; lb., 75 cents.

**Early Yellow Stone.**—Resembles the Orange Jelly, but does not grow quite so large and is a better keeper; color a deep rich yellow. Per packet, 5 cents; oz., 10 cents;  $\frac{1}{4}$  lb., 20 cents; lb., 75 cents.



**Early White Stone.**—Similar to the above except in color; globe shape. Per packet, 5 cents; oz., 10 cents;  $\frac{1}{4}$  lb., 18 cents; lb., 70 cents.

**Yellow Globe.**—Sometimes called Golden Ball; good size and globe shape; a paler yellow than the Yellow Stone. Per packet, 5 cents; oz., 10 cents;  $\frac{1}{4}$  lb., 18 cents; lb., 70 cents.

**White Norfolk.**—A popular variety for feeding purposes. Per packet, 5 cents; oz., 10 cents;  $\frac{1}{4}$  lb., 16 cents; lb., 60 cents.

**RUTA BAGA, OR SWEDE TURNIP.**

**American Improved Purple Top.**—Very hardy and productive; flesh yellow, solid and sweet; keeps until summer; largely grown by market gardeners. Per packet, 5 cents; oz., 10 cents;  $\frac{1}{4}$  lb., 20 cents; lb., 75 cents.



**Carter's Imperial Purple Top.**—Like the above, though it grows larger and produces heavier crops; smooth and solid; a fine Ruta Baga for table use or feeding. Per packet, 5 cents; oz., 10 cents;  $\frac{1}{4}$  lb., 18 cents; lb., 65 cents.

**White Sweet Swede.**—Sometimes called White Russian; large, sweet and productive; fine for table use late in the spring. Per packet, 5 cents; oz., 10 cents;  $\frac{1}{4}$  lb., 18 cents; lb., 65 cents.

**Skirving's Liverpool.**—Of medium size; very solid and good quality; said to be the best for a shallow soil. Per packet, 5 cents; oz., 10 cents;  $\frac{1}{4}$  lb., 16 cents; lb., 60 cents.

**Sweet German.**—A white turnip closely resembling the Ruta Bagas. Flesh white, firm and sweet, and keeps well; very popular in the Eastern states; one of the very best for table use. Per packet, 5 cents; oz., 10 cents;  $\frac{1}{4}$  lb., 20 cents; lb., 75 cents.

### USEFUL HERBS.

No garden is complete without a few herbs for flavoring soups, meats, etc. Sow the seeds early in the spring in shallow drills one foot apart; when a few inches high, thin out or transplant at proper distances. Gather on a dry day just before they come into full blossom and dry in the shade. Pack away closely so as to exclude them from the dust and air.



**Caraway.**—The seed is used for flavoring cake, etc., also for confectionery. Perennial. Height, 2 feet. Packet, 5 cents; oz., 10 cents.

**Lavender.**—An aromatic medicinal herb. Height, 2 feet. Packet, 5 cents.

**Majoram, Sweet.**—For seasoning. Height, 1 foot. Packet, 5 cents.


**Sage, Broad Leaf.**—The leaves are used in sausage-stuffing and sauces; perennial. Height, 18 inches. Packet, 5 cents; oz., 15 cents.

**Sage Roots,** by mail, 20 cents each; \$1.60 per dozen.

**Savory, Summer.**—For seasoning soups, etc. Height, 1 foot. Packet, 5 cents.

**Thyme, Broad-Leaved English.**—For seasoning, etc. Height, 1 foot. Packet, 5 cents.

## Seed Potatoes.



EARLY SUNRISE.

I grow all my seed potatoes, and take special care to have them true to name, and to keep the different varieties free from any mixture. They are mostly grown on muck land, which makes them more desirable for planting on ordinary garden lands. Potato growers appreciate the importance of changing their seed from one soil to another. I believe my stock will be found first class in every respect. After repeated trials I have discarded many varieties which I have found inferior either in yield or quality. Of those retained, some have more good points than others, but all are valuable varieties.

I have made several trials of the extra early potatoes to test their comparative earliness and yield. In point of *earliness*, the Early Ohio was the first to grow to a good marketable size; the Early Sunrise second, and Lee's Favorite third. In point of *yield*, when fully mature, the Early Maine, Lee's Favorite and Early Sunrise gave the largest yield in the order named. The Early Ohio, Boston Market and Early Vermont gave a good yield, but not so large as the first three. If a potato is wanted to grow for the early market, the Early Ohio and Early Sunrise should be planted; but if a large yield is of more importance than extreme earliness, the Early Maine and Lee's Favorite should be selected. As to the table quality of the early potatoes, all are good; but the Early Ohio and Early Sunrise are superior, dry, white and floury.

Of the late potatoes the James Vick is still our favorite potato. It yields heavy crops, and in quality has no superior. We eat more James Vick potatoes than all other varieties put together. Like all the white skin potatoes, it is liable to rot in a wet season or on low land, but no more than the White Star or White Elephant. The red potatoes seem to be the only ones that are proof against rot in a bad season. After a trial of three years, I have not found a rotten potato among the Peerless Peachblow, and but a very few among the Dakota Red. Though very fair eating potatoes, they are not as dry and floury as the James Vick. They are worthy of thorough trial.

Orders will be booked when received, and the potatoes will be shipped as soon as it can be done without danger of their freezing. *Potatoes by the pound will be sent by mail or express, prepaid.* By the peck, bushel and barrel, they will be sent by express or as freight, at the expense of the purchaser. Two or more varieties will be packed in the same barrel, when desired.

### SPECIAL OFFERS ON POTATOES.

*First*; For every barrel of potatoes ordered, I will send *gratis* one pound of the Ohio Jr., or any other variety desired. *provided* it is requested in the order. *Second*: To give all a chance to try the new varieties, I will send by mail or express, *prepaid*, one




pound each of any *three* varieties on my list, for \$1.10; or one pound each of any *five* varieties for \$1.00, when sent at the expense of the purchaser. Each variety will be correctly labeled.

☞ The same discount will be allowed on Seed Potatoes that is allowed on Garden Seeds. See second page of cover.

### EXTRA EARLY VARIETIES.


**Early Ohio.**—For an early market potato the Early Ohio, by general consent, still stands at the head of the list. It will make a crop quicker than any other potato I have ever grown. In 1885 all my early potatoes were struck by a blight while the vines were still green. The Early Ohio was nearly full grown and a good crop, while all the rest were not more than half grown, and hardly half a crop. I have raised a good crop, planted in July, after early peas. Per pound, 50 cents; peck, 70 cents; bushel \$2.00 barrel, \$5.00.



EARLY OHIO.

**Ohio Junior.**—A new seedling potato, closely resembling the Early Ohio in its habits of growth, and in the shape and color of the tubers: productive, and quality first class. Will undoubtedly become very popular. My crop is limited, and I can sell it this year only by the pound. Per lb., 75 cents, prepaid.

**Early Sunrise.**—This is a very early potato of the Early Rose type, a large cropper and of the finest quality. Last season it was next to the Early Ohio in point of earliness, and but little behind it, and the yield was larger. Per lb., 50 cents; peck, 60 cents; bushel, \$1.75; barrel, \$4.50.



BOSTON MARKET.

**Boston Market.**—A very good extra early potato; not so high colored as the Rose Potatoes; inclined to be russetty. Much liked by many growers for the early market; yields well and is among the earliest. Per lb., 50 cents; peck, 50 cents; bushel \$1.50; barrel, \$4.00.

**Lee's Favorite.**—An extra early potato and popular in some parts of the west. It is a very handsome potato, rather lighter color than the Sunrise, with a pink shade at the seed end. It yields large crops, and is a fine table potato. Per lb., 50 cents; peck, 60 cents; bushel, \$1.75; barrel, \$4.50.

**Early Maine.**—In appearance very much like the Early Sunrise, but not quite so early. I think it will, on strong land, out-yeild all the other very early potatoes. A very fine potato for those who want an early potato for their own use. Per lb. 50 cents; peck, 60 cents; bushel, \$1.75; barrel, \$4.50.

**Early Vermont.**—A well known early potato; one of the oldest of the very early varieties, and still largely grown. It might well be called "The Improved Early Rose." Per lb., 50 cents; peck, 50 cents; bushel, \$1.50; barrel, \$4.00.

### SECOND EARLY VARIETIES.

**Beauty of Hebron.**—An oblong, white potato of excellent quality. Grows to a large size, and ripens just after the extra varieties. Yields large crops, and is very generally grown for an early fall crop. Per lb., 50 cents; peck, 60 cents; bushel, \$1.75; barrel, \$4.50.




BEAUTY OF HEBRON.

**Chicago Market.**—A very fine second early potato, resembling in appearance and large yield the Late Rose. It is especially fine on my muck land. No one will regret giving the Chicago Market and Beauty of Hebron a trial, where extreme earliness is not required. Per lb., 50 cents; peck, 60 cents; bushel, \$1.75; barrel, \$4.50.

## LATE OR FALL VARIETIES.

**The James Vick.**—This potato is a great favorite in this locality. It is our best table potato for winter use. It is a large,



THE JAMES VICK.

**White Star.**—A long white potato with slightly russetty skin; a strong grower and very productive. The flesh is white and of the finest quality; a long-keeping potato; very popular in some localities. Per lb., 50 cents; peck, 50 cents; bushel, \$1.50; barrel, \$4.00.



WHITE STAR.

**Dakota Red.**—This potato has been very largely advertised, and is said to combine, in a remarkable degree, *vigor of growth, great productiveness and freedom from disease*. Tubers are large, yields heavy crops; color a dark red; cooks well and quality fair. Per lb., 50 cents; peck, 50 cents; bushel, \$1.50; barrel, \$4.00.

**Peerless Peachblow.**—This potato is a cross between the Peerless and Peachblow, but resembles more the latter than the



PEERLESS PEACHBLOW.

former, though it grows compactly in the hill, like the Peerless, and ripens earlier than the Peachblow. In color it is a peachblow red. It is a very strong, vigorous grower, enabling it to withstand the effects of extreme dry and wet seasons. Out of nearly twenty varieties, it was the only one that was entirely free from rot. I regard it a better potato every way than the Dakota Red. Per lb., 50 cents; peck, 60 cents; bushel, \$1.75; barrel, \$4.50.

---

## Farm Seeds.

---

**Atwell Corn.**—I have grown this variety of corn on my farm for nearly twenty years, for the reason that I have not been able to find a better. It is an early, twelve-rowed, yellow flint corn. It gives a good yield of corn, and makes a heavy growth of stalks. On account of its earliness, I have found it especially valuable to raise in situations that are liable to early frosts in the fall.

**The Longfellow Corn.**—An eight-rowed, yellow, flint corn; ears 10 to 15 inches in length, small cob, grain large and broad; well adapted to the Northern States.

PRICES OF FIELD CORN:—Large packets, 10 cents; quart (prepaid), 45 cents; quart (not prepaid), 15 cents; peck (shelled), 75 cents; bushel (ears), \$1.25.

**Manshury Barley.**—Called by some *German Barley*. Six rowed, heads long and heavy, straw very strong and seldom lodges; yield large and grain heavy. I raise it for feed instead of corn,



and think it is the cheaper feed of the two. Per lb. (prepaid), 30 cents; peck, 40 cents; bushel, \$1.25.

**White Russian Oats.**—New varieties of oats are frequently offered to the public, not because they are any better than the old varieties, but because they are new, and fancy prices can be charged for them. I have grown the White Russian for five years, and like it. It makes a heavy, stiff straw, and yields well. One crop weighed 38 pounds to the measured bushel. Per lb. (prepaid), 30 cents; peck, 40 cents; bushel, \$1.00.

**Buckwheat, Common.**—Buckwheat should be sown in this latitude — 43 degrees — about the 20th of June. Per bushel, \$1.00.

**Silver Hull Buckwheat.**—An improved variety. The husk is thinner, and the flour is said to be better. Remains in blossom longer, which makes it valuable for bee-keepers. Per lb. (prepaid), 40 cents; peck, 50 cents; bushel, \$1.50.

**Grass Seed.**—Prices for clover, timothy and other grass seeds will be given on application.

---

## Vegetable Plants.

---

**Cabbage Plants.**—I shall have on hand after *June 1st*, a large supply of hardy plants, grown in the open air. Henderson's Early Summer for early and late setting, Winningstadt, Fottler's Brunswick and Excelsior Flat Dutch. Per 100, by mail, prepaid, 40 cents; not prepaid, 30 cents; per 1,000, \$2.25. In lots of 5,000 and over, \$1.75 per 1,000.

**Cauliflower Plants.**—Hardy plants grown in the open air, ready *June 15th*. Henderson's Early Snowball and Small-leaved Dwarf Erfurt, per 100 by mail, prepaid, \$1.00; not prepaid, 75 cents; per 1,000, \$6.00.

**Celery Plants.**—Ready for setting *July 1st*. White Plume and New Rose, per 100 by mail, prepaid, 75 cents; not prepaid, 50 cents; per 1000, \$3 50. Golden Heart and Boston Market, per 100 by mail, prepaid, 60 cents; not prepaid, 40 cents; per 1,000, \$3.00. In lots of 5,000 and over, \$2.50 per 1,000.

**Tomato Plants.**—Plants grown under glass, ready *May 10th*. Mikado, Livingston's Favorite, and Hathaway's Excelsior, per dozen by mail, prepaid, 30 cents; per 100 by express, not prepaid, \$1.50.

**Pepper Plants.**—Grown under glass; ready *June 1st*. Large Sweet Bell, per dozen by mail, prepaid, 75 cents; not prepaid, 50 cents.

**Egg Plants.**—Grown under glass; ready *June 1st*. Improved New York Purple, per dozen by mail, prepaid, 75 cents; not prepaid, 50 cents.

---

## ❖ FLOWER SEEDS. ❖

Flowers appeal to our better nature. Every one who has a house should raise flowers. A great deal of beauty can be displayed even in a small space, when one has a taste for the beautiful. Flowers do much to make the home attractive. A house with no flowers about it can hardly be called a home. If farmers would make the home attractive by the cultivation of a few choice flowers, they would find that the boys and girls would be more contented with life on the farm. Children have an innate love of the beautiful, and if they do not find it at home, they naturally seek it elsewhere. I hope my farmer friends will try a few flowers. I am sure they will find that they pay as well as any farm crop. There are things in life of more value than money, and one is, a noble manhood and womanhood in our children. Anything that develops this is the best and wisest investment. Try flowers, and watch the result.

My list of flowers embraces only the most popular sorts; those that every one grows who cultivates flowers. If any of my customers should want any flower seeds not on my list, or growing plants, I can get anything in the line of flowers that may be wanted, from the florists in Rochester, and send them.

In sowing flower seeds, remember that small seeds should have only a light covering of earth, and still be kept moist until they sprout. In dry weather it may be necessary to shade the ground in some way; a piece of cloth or paper fastened down over the seed during the heat of the day may answer the purpose.

### ALYSSUM.

The Sweet Alyssum has pretty little white flowers, useful in making up all kinds of small bouquets, and its fragrance, while sufficiently pronounced, is very delicate, reminding one of the peculiar aroma of the hay field. The Alyssum grows freely from seed, either under glass or in the open ground, and makes a pretty border for flower beds.



**Alyssum, Sweet,** hardy annual; flowers small and sweet, in clusters; 6 inches. Packet, 5 cents.

### ASTER.

No flower is more popular than the Aster, and few have held so high a place in popular esteem for so many years, and it is still growing in favor.



DWARF BOUQUET.

**New Victoria,** one of the finest Asters in cultivation; flowers large and double; mixed colors, 15 cents.

**Aster, New Rose,** two feet in height; robust; large flowers petals finely imbricated and of great substance; one of the very best; mixed colors, 15 cents.

**Newest Dwarf Bouquet,** each plant looks like a bouquet of flowers; fine for edging or small beds; about twelve different colors mixed, 15 cents.

**Truffaut's Pæony-flowered Perfection,** large, beautiful flowers, petals long; a little reflexed; two feet in height; mixed colors, 15 cents.



**ANTIRRHINUM (Snapdragon).**

The Antirrhinum, perhaps better known by its old and popular name, Snapdragon, is one of the very best of our perennials, blooms abundantly the first summer until after frost, and if not too much exhausted, flowers well the second summer, and even longer. The Antirrhinum is one of our most satisfactory plants.


**Antirrhinum**, best and brightest varieties mixed, 5 cents.

**BALSAMS.**

The Balsam, like the Aster, is one of the most beautiful and popular of our annuals. Our climate is wonderfully adapted to the growth of the Balsam, and with a good, rich soil, and decent care, plants and flowers of the greatest excellence are produced. Sow in a frame or bed, and transplant when two or three inches in height. The Balsam loves a warm place. When the plants appear to be making too thick a head, so as to hide the flowers, it is a good plan to cut out some of the branches when small.

**Balsam, Camellia-flowered**, French, double, perfect in form; mixed colors, 15 cents.

**Camellia-flowered, Spotted**, German, double, spotted with white; mixed colors, 15 cents.

**CALENDULA (Marigold).**

The Calendula is the fine, old and well-known Marigold family, which every one knows. The name was given because some of the species were supposed to be in flower every month in the Calendar. Formerly the flowers were thought to possess valuable medical properties.

**Calendula, officinalis Le Proust**, uniformly double; nankeen, edged with brown, 5 cents.

**Metor**, the handsomest of the calendulas, perfectly double, and beautifully striped, the petals having a creamy center, edged with orange yellow, 10 cents.

**CALLIOPSIS.**

The genus Calliopsis embraces a very useful and brilliant class of hardy annuals. The plants are usually two or three feet in height, of slender habit, and rapid growth. The flowers are of every shade of yellow, orange, and rich, reddish brown, and make brilliant groups or low screens. Seed grows very rapidly, and may be sown where plants are to flower.

**Calliopsis**, mixed colors of every shade, 5 cents.

**CAMPANULA.**

The perennial Campanula is the well-known, popular, large, bell-shaped flower, known everywhere as Canterbury Bell. There are double varieties of every color, but, though curious, are not really so beautiful as the old, single bell.

**Campanula Medium (Canterbury Bell)**, flowers large; plant two feet in height; single varieties mixed, 5 cents.



**CANDYTUFT.**

One of the oldest and most popular and useful little flowers is the Candytuft. It blooms long and freely, is perfectly hardy, so that most kinds may be sown in the earliest spring, or even in the autumn. Its neat little clusters of flowers are quite a treasure to the bouquet maker, particularly the white. The prevailing colors are white and purple, though some new kinds are verging on the crimson and carmine.

**Candytuft**, mixed colors, 5 cents.

**CARNATION (Perennial).**

The most magnificent of all the Dianthus family. Flowers large, beautiful and delightfully fragrant: a rival of the Rose. Seed may be sown under glass in the spring, or in the open ground, and the second summer they will flower. Some will prove single, others semi-double, and these can be pulled up as soon as they show flower. Young plants are perfectly hardy, but when old they are injured in the winter. A succession of young plants should be procured, either from seeds or from layers, every year.

**Carnation**, extra fine double mixed, 25 cents.

**CONVOLVULUS (Morning Glory).**

*Convolvulus major*, the old Morning Glory, is the best known and most popular annual climber we possess. The seeds germinate so readily that they can be grown in the garden in any corner where the plants are needed, and almost at any time. It is important that support should be supplied as soon as the young plants show a disposition to run, for if this is neglected too long, they will not readily attach themselves.

*Convolvulus minor* has a trailing habit, each plant covering a space of two feet or more in diameter. The flowers are about two-thirds the size of the Morning Glory, and a bed of them forms a beautiful mass. Like the climbing Morning Glory, the flowers close in the afternoon.

**Convolvulus, major**, mixed, 5 cents.

**Convolvulus, minor**, mixed, 5 cents.

**CHRYSANTHEMUM.**

The great demand for the annual varieties has brought the Chrysanthemums into general favor. Seed sown in the spring will produce large and vigorous plants by fall, and will give a profusion of fine flowers. The seed germinates quickly, and the plants make a rapid growth.

**Chrysanthemum**, annual varieties, mixed, 5 cents.

**Chrysanthemum, Carinatum-Tricolor**, a very showy variety; the flowers are a pure golden yellow, with a purplish-scarlet centre, and the disk a dark brown; 10 cents.

**COCKSCOMB.**

The Cockscomb is so named because it resembles the comb of that bird. There are several colors, red, orange and yellow, but the bright reds are the best. These combs are often grown to a foot or more across the top. Vick's New Japan Cockscomb far excels every other variety in the varied forms and beauty of the combs, and the brilliancy of their color.

**Vick's Japan Cockscomb**, an entirely new and distinct and a very beautiful variety, 10 cents.

Allow me to compliment you on the quality of your seeds, and the manner in which they were packed.

E. P. CLARK, Onondaga Co., N. Y.



**DIANTHUS (Pink).**

The varieties of Dianthus known as Chinese Pinks and Japan Pinks are among the most brilliant of our garden flowers. Plants of the tall sorts are from 12 to 15 inches in height; the dwarfs make low, compact plants. Seed may be sown in the spring, under glass or in a seed-bed.

**Dianthus Chinenses**, best double varieties, mixed, 5 cents.

**Heddewigii (Japan Pink)**, large flower, three inches in diameter, beautiful, rich colors, finely marked, 10 cents.

**DOUBLE DAISY.**

Every one knows the daisy. Give it a cool, partially shaded place. Sow seed very early. The flowers are abundant in early spring, and may be made to flower later by the use of water. Plants can be removed safely even when in flower. The plants should be about six inches apart when set, so that when in perfection they will about cover the ground.

**Double Daisy**, best German seed, mixed colors, 20 cents,  
**White**, constant, 20 cents.

**HELIANTHUS (Sunflower).**

Helianthus is the well-known old Sunflower; coarse, tall plants, from four to eight feet in height; bright yellow flowers. The best double varieties produce a very good effect among shrubbery, and when used as screens, etc. The sunflower is hardy and sometimes produces itself from its own seed. Large quantities of seeds are produced by the single varieties, and they are considered valuable feed for poultry.

**New Mammoth Russian**, single, very large, 5 cents.

**Common Single**, usually grown for the seed; per pound, 40 cents; 5 cents.

**HOLLYHOCK.**

A good, double, clear white Hollyhock is a very good substitute for a Camelia or a white Rose, as a center of a bouquet. In situations suitable for tall flowers, we know of nothing better than the Hollyhock; and yet the improved varieties do not grow very high, from four to five feet being the average. The Hollyhock is biennial.

**Hollyhock, Double**, very double and fine, from the best named collections in Europe, 10 cents.

**MIGNONETTE.**

Seeds of Mignonette can be sown at any season, so that by having pots prepared at different times, a succession of flowers can be secured, and Mignonette adorn the button hole and perfume the house at all times. Parson's New White has a large flower, more robust in growth than other varieties, though the Mignonette is grown mostly for its fragrance. Mignonette sown early in the garden will give flowers through the summer.

**Reseda odorata (Sweet Mignonette)**, a well known, fragrant, little hardy annual; 5 cents.

**Parson's New White**, a robust Mignonette; flowers larger and showing more white than the common sort; 5 cents.



PARSONS' NEW WHITE.

The seed bought of you last spring gave good satisfaction. The seed was good, also the yield and quality.

C. ISBELL, Cortland Co., N. Y.

**PANSY.**

The Pansy is a popular flower with both florists and amateurs, giving abundance of bloom until after severe frosts, enduring our hard winters with safety, and greeting us in the earliest spring with a profusion of bright blossoms. It will flower better in the middle of the summer if planted where it is somewhat shaded from the hot sun, but especially if furnished with a good supply of water, but in almost any situation will give fine flowers in the spring and autumn. Pansy seeds may be sown in the hot-bed or open ground; if sown in the spring, get in as early as possible, so as to have plants in blossom during the early rains. To have good flowers, the plants must be vigorous and make a rapid growth. Young plants give the largest flowers. Old, worn-out plants should be replaced.



**Pansy, mixed seeds, 15 cents.**

**PEAS, FLOWERING.**

Peas should be sown four inches deep, and as early in the spring as possible. Don't wait for fair weather. Use plenty of seed, so that they will not be more than an inch apart. Hoe the earth toward the plant a little, but do not form a ridge, and furnish support early. The Flowering Sweet Peas are the sweetest of our climbing annuals, and as beautiful as any.

**Peas, Sweet, all colors mixed. Per pound, 75 cents; ounce, 10 cents; packet, 5 cents.**

**PETUNIA.**

Petunia seed sown in the spring will produce flowering plants in June. Set the plants about 18 inches apart. They come pretty true from seed, but are not reliable in this respect, being inclined to sport. Sow in cold frame, hot-bed, or in the open ground. They do well either way.

Few flowers will make a more showy bed than the Petunias, giving flowers from early summer until after frost.

**Petunia, fine mixed, 5 cents.**

**PORTULACA.**

The Portulaca is a popular, hardy creeping annual, each strong plant covering a space about a foot in diameter, with flowers of almost every color imaginable. It delights in a warm sun and sandy soil, and the drouth is never too long nor the heat too intense for this beautiful little salamander. When everything else is perishing for lack of moisture, the Portulaca will give its largest flowers and brightest colors. The Portulaca does not like a clay soil nor black muck. It makes a brilliant bed on the lawn. Sow seed in the open ground early, or under glass. The perfectly double Portulaca forms no seed, so that seed must be saved from semi-double flowers, and from fifty to seventy-five per cent. of plants from this seed will usually give double flowers.



**Portulaca, fine mixed, 5 cents.**

**Double Rose-flowered,** a perfectly double variety, as much as the most perfect rose, and of many brilliant colors, as well as striped. Mixed colors, 20 cents.



## PHLOX.

The Phlox Drummondii, for a splendid mass of colors and a constant display, is not excelled by any other annual or perennial that we are acquainted with. It has every desirable quality for this purpose. The colors range from the purest white to the deepest blood purple or crimson. Seed may be sown in the open ground in May, or in hot-beds or cold-frame earlier; and in either case, after June, during the summer and autumn, they make a most brilliant bed of showy yet delicate flowers. In a rich soil it will grow 18 inches or more in height, and we know of no annual or perennial that will give a more satisfactory return for the outlay. Set the plants about one foot apart. A few papers of seed, that cost but little, will make a grand bed.

**Phlox Drummondii**, all varieties mixed, 10 cents.

**Phlox Drummondii grandiflora Splendens**, larger flowers than the old sorts; choice mixed, 10 cents.

## STOCK, TEN WEEKS.



The Ten Weeks, or Annual Stock presents nearly or quite all the requisites of a very perfect flowering plant—good habit, fine foliage, beautiful flowers of almost every desirable tint. Seeds of the stock may be sown in the open ground, or in the hot-bed or cold-frame; but if transplanted, let this be done when the plants are quite small, just out of the seed-leaf, or the plants become slender, and never make good plants nor flower well. A little shade from the hottest sun, and water in the evening will

add much to the size, beauty and durability of the flowers. Set a foot apart. Make the soil deep and rich.

**Stock, Largest-flowering Dwarf**, a plant of dwarf habit, with magnificent large spikes of very large double flowers. All colors mixed, 20 cents.

## TROPÆOLUM (Nasturtiums.)

*Tropæolum minus* are dwarf, round-headed plants about a foot high, and make very fine beds in the garden. Set the plants about a foot apart.

The *Tropæolum majus* is one of our very cleanest and prettiest and best climbers. They require but little care, for seed sown in the spring of the year in any fair garden soil will produce plants ten or twelve feet in height before autumn. They do not require even a rich soil, for a rich soil is apt to be productive of leaves rather than flowers.

**Tropæolum minus**, mixed varieties, 5 cents.

**Tropæolum majus**, common mixed; the green seed pods used for pickles; per oz., 15 cents; packet 5 cents.

**Tropæolum peregrinum (Canary Flower)**, 15 cents.

## VERBENA.

Sow verbena seed under glass early in the spring and transplant after three or four inches of growth. Good, healthy plants can be produced from seed that will cover a space four feet in diameter, flower well in July and continue strong and healthy until destroyed by frost. Another strange fact, not generally known, is that nearly all Verbenas raised from seed are fragrant, the light-colored varieties particularly so.



**Verbena hybrida**, choice seed, saved only from the most beautiful named flowers; mixed, 30 cents.

Your seed was extra good. Am well pleased, and will send for more the coming spring.

E. S. TRACY, Greene, Iowa.

**WALLFLOWER.**

By growing Wallflower plants in the ground and transplanting to pots in the autumn, or better, by placing plants in pots when taken from the seed-bed and sinking the pots to the rim in the earth, good plants will be secured for winter flowering in the house. Give a cool room and plenty of water. By placing the pots in a pit or cold cellar, with a little light, plants will live during the winter.

**Wallflower**, fine mixed colors, double, 10 cents.

**ZINNIA.**

The Zinnia is a large, free-growing flower, so easily grown and so handsome that it will always be popular. It is in flower all summer. The double zinnias usually grow about two feet in height, giving flowers quite as double as the dahlia. The Zinnia makes an excellent border or summer hedge plant, and for this purpose set plants 12 to 15 inches apart, so as to make a continuous row or border. The seeds grow easily, and young plants can be moved as safely as cabbage plants.

**Zinnia, Double, Choicest**, best colors mixed, 10 cents.

**Pompone Zinnias.** A beautiful strain of recent origin: colors exceedingly bright and showy. Flowers about half the size of the ordinary Zinnias, and very distinct and beautiful. 15 cents.

---

## WHAT MY CUSTOMERS SAY

— OF MY —

## ONION SEED.

If you have the seed to supply the onion growers of this section another year, you may depend upon a heavy order for seed from my neighborhood, for quite a number have expressed their dissatisfaction with the seed purchased this spring, and say they want water-cleaned seed after this. You may take my order for fifty pounds of onion seed, expressly for my own use, and I think I will be able to double the order by the time the seed will be wanted for sowing.

Yours, etc.,

CHAS. B. VAUGHN, Williamson, N. Y.

Mr. Vaughn's order amounted to 135 lbs.

I have used your Onion seed for the past ten years, and have always found the seed of your own growing first class in every respect. It has never failed to produce a crop of Onions of the best quality. Your Yellow Globe Danvers has always proved to be the *true Globe*. I cannot recommend it too highly.

CHAS. A. ST. JOHN, Livingston Co., N. Y.

The Onion seed I purchased of you last spring was the best I ever sowed. Please inform me if you have seed to sell this season, for I wish to use a number of pounds.

D. R. MILHAN, Wayne Co., N. Y.

We were pleased with the Onion seed you sent us last spring. We estimate the crop at from six to eight hundred bushels, and call that a good crop from one and one-eighth acres.

W. H. YOUNG, Batavia, N. Y.



## GARDEN AND FARM IMPLEMENTS.


I take pleasure in announcing to my friends that my son, W. L. Glass, has secured the agency for THE PLANET JR., IMPLEMENTS, and that we are now able to offer a full line of those celebrated tools at manufacturer's prices.

They embrace Seed Drills, Wheel Hoes, Hand and Horse Cultivators, single or combined, which by various adjustments, readily made, are adapted to a great variety of garden and farm work. They combine lightness with strength, adjustability with firmness, and simplicity with perfection of work.

These tools are the best now offered to the public and are coming into very general use.

The prices at which these tools are offered are NET CASH, and no discount can be allowed on them as they are already largely discounted from the regular list prices.


To those wishing to purchase a DESCRIPTIVE AND ILLUSTRATED CATALOGUE of 40 pages, published by the manufacturers will be sent free on application. This catalogue is fully illustrated, showing the different combinations of the tools, and the manner of using them, and giving much information valuable to gardeners.



The "Planet Jr." combined Drill, Wheel Hoe, Cultivator and Plow. Price, \$10.

During the past twenty years I have used nearly all the different seed drills in use, including the Holbrook and the Mathews, and I have no hesitation in saying, that the Planet Jr., Seed Drill is the best seed sower I have ever used. It sows all kinds of seeds from the smallest to the largest, and will sow a spoonful of seed with the same exactness as a larger quantity. In this respect it has a great superiority over other drills. Most of the drills that use an agitator in the seed box will pack such seeds as Carrot, Beet, etc., and consequently will not sow them with regularity, but in the Planet, Jr., Drill the seed cannot pack, but will always be sown with the same regularity, whether the quantity in the seed drum is large or small. Another advantage is, its having two wheels instead of one, which carries it steadier over uneven places in the ground, thus enabling the operator to sow at a uniform depth and in straight rows.


The combined drill is not only the best seed drill now in use, but is also one of the best hand cultivators. The change from a seed drill to a cultivator can be made in a few moments, by unscrewing two nuts, and putting the cultivator teeth in the place of the roller and marker. For full description and explanation, and how to use it both as a Seed Drill and as a hand Cultivator and Hoe, see the *Manufacturers' Illustrated Catalogue*.



The "Planet Jr." No. 2 Seed Drill. Price \$8.50.

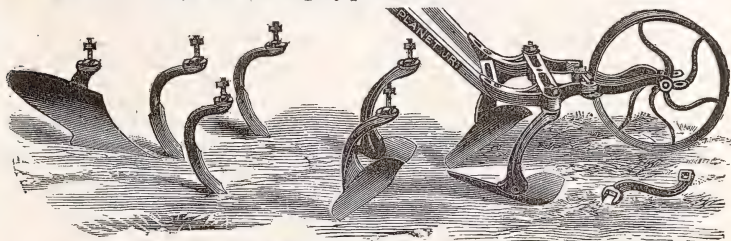
The No. 2 Seed Drill is similar to the Combined Drill except that there is no cultivating attachment. The seed drum is larger holding two quarts instead of one. It is a perfect Seed Sower in every respect and will give perfect satisfaction. It has no

cams, levers, brushes or springs to get out of order, but is always ready for use. Having used it on my farm I can recommend it after thorough trial as a first class drill.




The "Planet Jr." Double Wheel Hoe, Cultivator and Plow. Price \$6.50.

The Double Wheel Hoe is made to cultivate on both sides of the row at one passage, for which purpose the wheels can be set ten inches apart, or they can be set to four inches apart and used between the rows the same as the single wheel hoe. It is capable of cultivating rows from six inches apart up to eighteen inches. It is provided with two plows, which are exchangeable and may be used to throw the dirt either to or from the row. All the teeth are steel, tempered and highly polished.



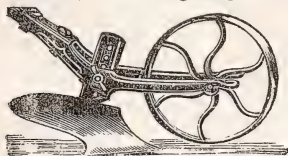
The "Planet Jr." Single Wheel Hoe, Cultivator and Plow. Price \$5.00.

The Single Wheel Hoe is considerably lighter than the Double. It is for use between the rows, though it may be used to hoe both sides of a row by changing the wheel to one side of the frame. By the use of the broad teeth it can be used as a hiller the same as the Double Wheel Hoe. By reason of its lightness it is preferred by many to the Double Hoe.



The "Fire Fly" Single Wheel Hoe, Cultivator and Plow. Price \$4.00.

This tool combines lightness and strength, with the greatest adjustability and variety of work. It can be used to plow the garden and cultivate the growing crops. It is light, strong and durable, and will give great satisfaction for so cheap a tool.

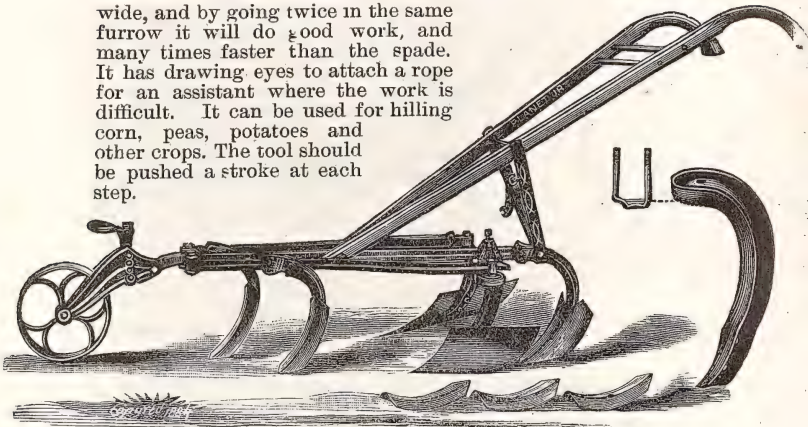


Fire Fly Plow. Price \$2.25

This tool is intended for those who have small gardens, and who cannot avail themselves of horse power tools. It is exceedingly valuable to those who have small gardens and but little spare time to cultivate them. It will throw a furrow of four to six inches



wide, and by going twice in the same furrow it will do good work, and many times faster than the spade. It has drawing eyes to attach a rope for an assistant where the work is difficult. It can be used for hilling corn, peas, potatoes and other crops. The tool should be pushed a stroke at each step.




The, "Planet Jr." Cultivator and Horse Hoe. Price, \$8.00.

This cultivator is unsurpassed by any now in use, in the variety of work it will perform. It is made entirely of steel and iron, except the handles, and has an expanding frame which can be closed to five inches or opened to twenty-four. The standards are of hollow steel, and being round in front and polished, it does not clog like other cultivators. By the use of different teeth it can be used as a plain Cultivator, or as a Horse Hoe, to draw dirt from the small plants, or to hill them up later in the season. It is also a first class potato planter, marking and furrowing the rows, covering the potatoes and rolling them down, and cultivating and hilling them as they increase in growth. It is equally good in the cultivation of corn. By the use of this implement hand hoeing may be almost wholly dispensed with. The saving of labor in a single year will more than pay the cost of the tool. (See *Manufacturers' Illustrated Catalogue* for fuller description.)


Extra Cultivator Steels, per set of five.

1 1/4 inches	55 cents	3 inches	75 cents
2 1/4 "	65 "	4 "	\$1.00



The "Planet Jr." Horse Hoe, with Furrowing and Marking Attachment. Furrowing Steel (15 inches wide) \$1.50, Marking attachment, \$1.50.

This cut shows the Cultivator with the furrowing and marking attachments ready for marking and furrowing land for potatoes and other crops requiring a furrow. All potato growers will appreciate this attachment, which can be readily attached to the cultivator. When corn is manured in the hill, it prepares the rows very finely and quickly. It will mark and furrow rows at any width from two to five feet, and much quicker and better than can be done by a separate marker and plow.



The "Planet Jr.," Horse Hoe, with Roller Covering Attachment.  
 Price of Roller, \$2.00. Reversed Rake, \$1.25.

This cut shows another attachment to the cultivator that will be appreciated by all potato growers. By attaching the roller it covers and rolls the potatoes at one operation. The Roller is the only extra. The "Reversed Rake" is sometimes used in place of the Roller, and has its advantage in lumpy or sticky soil. It cuts up the lumps, leaving an even surface, and a sticky soil is much less likely to bake when cut up by the rake.

This hand weeder is the best in the market and is becoming very popular with gardeners. It is so formed as to give the easiest possible position to the hand and wrist, and allowing the free use of the fingers without laying the weeder down. The illustration shows the manner of using it. It is the most practical common sense weeder ever introduced. It will save a vast amount of work in weeding onions and other crops.



Lang's Weeder. Price 30 cents. 10 cents extra if sent by mail.



Floral Hand Weeder. Price 20 cents. 10 cents extra if sent by mail.

This implement is a very useful article in flower and vegetable gardening. It is the best tool I have ever used for loosening the soil around small plants.

For any information regarding "Planet Jr." tools, address

**W. L. GLASS,**  
 Rochester, N. Y.



## USEFUL TABLES.

One acre of land contains 160 square rods.  
 " " " 4,840 square yards.  
 " " " 43,560 square feet.

## QUANTITY OF SEED FOR AN ACRE.

It is difficult to give a fixed amount of seed that should in all cases be sown on an acre of ground. As a rule, new ground requires more seed than old ground that has become fine and well pulverized by years of cultivation. It is also a safe rule to sow rather too thick than otherwise, for in that case the crop can be thinned; but if too little seed is sown, it cannot be remedied.

Beans, dwarf, in hills...	1½ bushel
Beans, pole, in hills...	10 to 12 quarts
Beets, in drills...	5 to 6 pounds
Cabbage, in beds, to transplant...	3 to 4 ounces
Cabbage in hills...	½ pound
Carrots, in drills...	2 to 3 pounds
Corn, in hills...	8 to 10 quarts
Corn for soiling...	2½ bushels
Cucumber, in hills...	1½ pounds
Melon, Musk, in hills...	1½ to 2½ pounds
Melon, water, in hills...	3 to 4 pounds
Onion in drills...	4 to 5 pounds
Parsnip, in drills...	4 to 6 pounds
Peas, in drills...	2 bushels
Peas, broadcast...	3 bushels
Potatoes...	8 to 10 bushels
Radish, in drills...	6 to 8 pounds
Salsify, in drills...	8 to 10 pounds
Spinach, in drills...	10 to 12 pounds
Squash, bush varieties in hills...	3 to 4 pounds
Squash, running varieties in hills...	2 to 3 pounds
Tomato, in beds to transplant...	3 to 4 ounces
Turnip, in drills...	1½ to 2 pounds
Turnip, broadcast...	3 to 4 pounds

## NUMBER OF PLANTS FROM AN OUNCE OF SEED.

Asparagus.....	500	Pepper.....	1000
Cabbage.....	2000	Tomato.....	1500
Cauliflower.....	2000	Thyme.....	5000
Celery.....	3000	Sage.....	1500
Egg Plant.....	1000	Rhubarb.....	500
Lettuce.....	3000		

## WEIGHT OF SEEDS.

	N. Y.—lbs. per bu.—ILL.	
Barley.....	48.	48.
Beans.....	60.	60.
Broom Corn.....	46.	46.
Buckwheat.....	48.	52.
Clover.....	60.	60.
Corn, ear, dry.....	70.	70.
Corn, shelled.....	56.	56.
Corn, sweet (by measure).....		
Flax.....	55.	56.
Grass, Kentucky blue.....	14.	14.
Grass, Orchard.....	14.	14.
Grass, Millet.....	50.	50.
Grass Red Top.....	14.	14.
Grass, Rye or Ray.....	14 to 28.	14 to 28.
Grass, Timothy.....	45.	45.
Hemp.....	44.	44.
Oats.....	32.	32.
Peas, round, smooth.....	60.	60.
Peas, wrinkled.....	56.	56.
Potatoes.....	60.	60.
Rye.....	56.	56.
Sorghum.....	45.	45.
Wheat.....	60.	60.

## HOT-BEDS—HOW TO MAKE THEM.

**HEATING MATERIAL.**—The best heating material that is easily available is *fresh* horse manure, containing a liberal quantity of bedding. Such manure, if thrown into a loose pile, will heat violently and unevenly and will soon become cold. What is wanted in the hot-bed is a steady but moderate and lasting heat. To secure this, the manure should be forked over and thrown into a loose pile, which should remain undisturbed for a few days and then be forked over again, piled and allowed to heat a second time, when after a few days more it will be ready for use. The object of this repeated forking over and piling is to get the whole mass into a uniform degree of fermentation.

**THE SOIL** should be *light, rich and friable*. Any considerable amount of clay in it is very objectionable. If possible, it should be quite dry and unfrozen when put into the bed; for this reason it is much better to prepare it the fall before and cover the pile with enough coarse manure or straw to keep out frost.

If from any reason you are obliged to use frozen soil, it may be placed in small piles upon the manure immediately upon the completion of the bed, but it should not be again disturbed until it has thawed and dried out, and care should be used to give free vent for the escape of the steam and moist air.

**THE FRAME** may be made of inch lumber, the back 12 or 14 inches high, the front from 8 to 10 inches. It should be fitted to the sash as close as possible, and yet allow the sash to slide easily even when wet.

**MAKING THE BED.**—This requires careful attention, as future success depends largely upon the manner in which this work is done. Sometimes the bed is made by digging away the soil about a foot deep the size of the frame and putting the heating material into the excavation and inside the frame. If made on the surface of the ground, clear away all snow and ice, build a rectangular bed one foot larger each way than the frame to be used, carefully shaking out and spreading each forkful, and repeatedly treading down the manure so as to make the bed as uniform as possible in solidity, composition and moisture; unless this is done, one portion will heat quicker than the others, and the soil will settle unevenly, making it impossible to raise good plants. The proper depth of the bed will vary with the climate, season, and the kind of plants to be raised. A shallow bed will give a quick sharp heat and soon subside; a deeper one, if well made, will heat more moderately but continue much longer. For general purposes, a bed one and a half to two feet deep will be best.

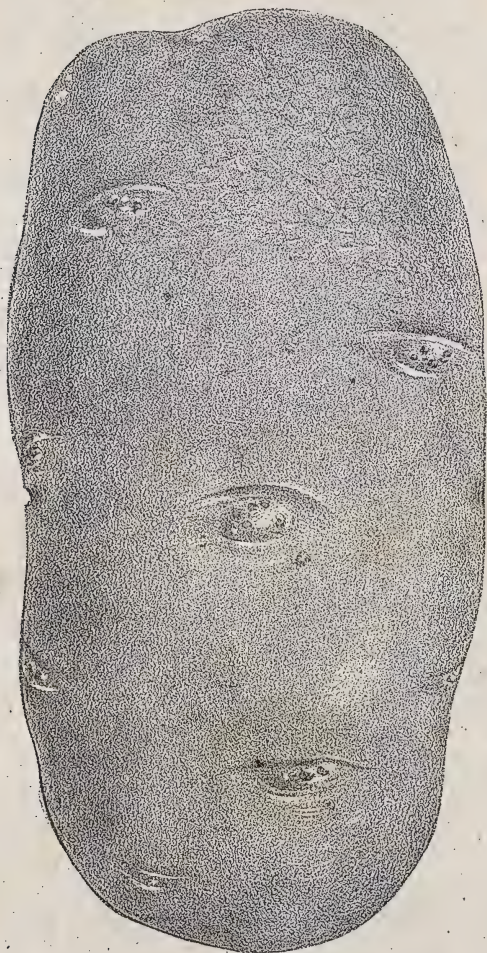
The bed completed, the frame and sash may be put on, and fresh manure carefully packed around the outside to the very top (if the weather is at all severe, this outside banking should be replenished as it settles.) The bed should then be allowed to stand a few days with the sash partially open, to allow the steam and rank heat to pass off. The heat will at first be quite violent, frequently rising in the first few days to 120°, but it soon subsides, and when it recedes to 90° the earth may be put in and the seeds planted.

The importance of allowing this gross heat to pass off before planting the seeds is very great, as every season thousands of hot beds are failures, and their builders blame the seedsmen for sending them poor seed, when the real difficulty was that their seeds were burnt up by this first heat.

**MANAGEMENT OF THE BED.**—The essentials for success are a steady, uniform degree of heat and moisture; keeping the soil at all times a few degrees warmer than the air, and the careful "hardening off" (by exposure to the air and diminishing the supply of water) of the plants before transplanting into the open air. Simple as these seem to be, there are many difficulties in the way of securing them, prominent among which are overheating the air under a bright sun. Without experience one would scarcely believe how quickly the temperature inside of a well built hot-bed will rise to 90 or 100 degrees upon a still, sunny day, even when the temperature outside is far below freezing, or how quickly the temperature will fall to that outside, if upon a windy cloudy day the sash is left open ever so little; besides, such a rush of cold air driven over the plants is far more injurious than the same temperature when the air is still,



## THE JAMES VICK POTATO.



Tried, tested and proved for five years and found second to none as a table and market potato. Size, large and oblong; skin white and russety; flesh white, dry and floury when cooked. See pages 25 and 27 inside.

# TO PATRONS OF HUSBANDRY.

---

For five years I have supplied Patrons of Husbandry with seeds, under a contract with the New York State Grange. My discount to Patrons is 15 to 30 per cent. from catalogue prices, depending upon the variety and amount ordered. The yearly increase of my orders from Patrons gives gratifying evidence that my efforts to supply them with *reliable seeds at a fair price*, have been appreciated. Patrons in other states will be supplied on the same terms as those in New York.

On the inside of this sheet you will find a *Patrons' Special Price list*. Secretaries and others sending me a club order will be allowed a discount of 5 *per cent.* from these prices for getting up the club. Please send your orders under the seal of your Grange when it can be done conveniently, but I will accept an order from any Patron by his giving *the number of his Grange*, a list of which I have for reference. In either case your order will be promptly filled. Being a member of the Grange, I am trying to put into practice what we profess in our order—bringing the producer and customer together for their mutual benefit. By buying directly of the grower you save the profit of the middleman.

Masters and Secretaries receiving this Price List will confer a favor by bringing this matter to the knowledge of their Grange. My Seed Catalogue, with this Price List, will be supplied, when requested, to Granges for distribution among the members, or to any Patron on application.

## A PREMIUM OF TWENTY DOLLARS

will be paid to the Grange sending me the largest club order for seeds. Anything offered in my Catalogue, except implements and Grass Seed, will be reckoned in the amount of the order. Premium payable in cash July 1st, 1888.

☞ Patrons ordering groceries or other goods of any of the Grange Trade Houses in Rochester can have their seeds shipped with their goods, thus saving Express Charges on their seeds; *provided* they will mention in their order for the goods that seeds are to be sent with the goods, and will send the order for the seeds a day or two in advance, so that I can have time to pack and deliver the seeds.

Returning my thanks to Patrons for the liberal patronage they have given me in the past, I shall strive to deserve a continuance of their favors, by giving them in all cases "Good Seed and Full Weight at a Fair Price."

Fraternally Yours,

**HEMAN CLASS.**

LAKEVIEW SEED FARM,

Rochester, N. Y., Jan'y 1st, 1888.



# PATRONS' SPECIAL PRICE LIST.

These Prices are NET, and do not include Postage or Express Charges, except on packets and ounces.

On all packages larger than ounces, the Express charges or Freight must be paid by the purchaser. When ordered by mail, 16 cents per lb. must be added to these prices for all seeds sold by the pound, 25 cents per quart for Corn, and 30 cents per quart for Beans and Peas to prepay the postage.

Quarter and Half Pounds at lb. rates, Pints at quart rates, Four quarts at Peck rates and Half Bushel at Bushel rates. No Half Pints put up.

	PKT.	QT.	PECK.	BUSH.
<b>BEANS, BUSH, Yellow Six Weeks</b> .....	8	20	\$1 10	\$4 00
Refugee .....	8	20	1 10	4 00
Early Red Valentine .....	8	20	1 25	4 50
Black Wax, or Butter .....	8	25	1 50	5 50
Golden Wax .....	8	25	1 50	5 50
Ivory Pod Wax .....	8	25	..	..
<b>POLE BEANS, Large Lima</b> .....	8	30	..	..
Dreer's Improved Lima .....	8	30	..	..
Horticultural, or Speckled Cranberry .....	8	30	..	..
Dutch Case Knife .....	8	25	..	..
<b>CORN, The Cory</b> .....	8	25	1 10	4 00
Early Marblehead .....	8	20	1 00	3 50
Russell's Prolific .....	8	20	1 10	4 00
Crosby's Early Sugar .....	8	20	1 00	3 50
Perry's Hybrid .....	8	20	1 00	3 50
Black Mexican Sugar .....	8	20	1 10	4 00
Stowell's Evergreen .....	8	20	1 00	3 50
Egyptian, or Washington Market .....	8	20	1 10	4 00
Red Rice Pop Corn .....	8	20	60 (ears.)	..
<b>PEAS, Carter's First Crop</b> .....	8	20	1 00	3 60
Early Kent .....	8	20	1 00	3 60
Kentish Invicta .....	8	20	1 25	4 50
*McLean's Little Gem .....	8	25	1 50	5 50
*Bliss' American Wonder .....	8	30	1 75	6 50
*Bliss' Everbearing .....	8	30	1 60	6 00
*Yorkshire Hero .....	8	25	1 50	5 50
*Champion of England .....	8	25	1 25	4 50
Black-eyed Marrowfat .....	8	10	65	2 25
Canada Field .....	..	..	30	1 10

Those marked \* are wrinkled varieties.

	PKT.	Oz.	LB.
<b>ASPARAGUS, Connover's Colossal</b> .....	4	8	\$ 40
“ Roots. (See bottom page 4.) .....	..	..	..
<b>BEET, Eclipse—New</b> .....	4	8	75
Egyptian Blood Turnip .....	4	8	50
Bastian's Extra Early Turnip .....	4	8	50
Extra Early Bassano .....	4	8	40
Long Blood Red .....	4	8	40
Early Blood Turnip .....	4	8	45
Dewing's Improved Early Turnip .....	4	8	45
Swiss Chard, Silver Ribbed .....	4	8	40
Vilmorin's Improved White Sugar .....	4	8	70
Red Top Sugar .....	4	8	35
Lane's Imperial Sugar .....	4	8	35
<b>MANGEL WURZEL, Carter's Improved Orange</b>			
Globe .....	..	6	32
Carter's Mammoth Long Red .....	..	6	32
Golden Tankard .....	..	6	32
<b>BROCCOLI, Early Purple Cape</b> .....	8	30	..
<b>CABBAGE,</b>			
Early Jersey Wakefield .....	8	25	2 80
Henderson's Early Summer .....	8	25	2 80
Early Winningstadt .....	4	12	1 20
Filderkraut .....	8	20	2 10
Fottler's Improved Brunswick .....	8	20	2 10
Excelsior Flat Dutch .....	8	25	2 60
Bristol Flat Dutch .....	8	20	2 10
Perfection Drumhead Savoy .....	8	20	2 10
Large Late Blood Red .....	4	15	1 70
Marblehead Mammoth .....	8	20	2 10

	PKT. OZ.	LB.
<b>CAULIFLOWER, (<math>\frac{1}{2}</math> and <math>\frac{1}{4}</math> ounce at ounce rates.)</b>		
Henderson's Early Snowball.....	25 3 50	..
Small Leaved Dwarf Erfurt.....	20 3 00	..
Vick's Ideal.....	30 5 50	..
Lenormand's Short Stem.....	12 60	..
The Algiers.....	12 85	..
<b>CARROT, Danver's Orange</b>		
Long Orange.....	4 8	90
Long Orange, Stump Rooted.....	4 8	90
Oxheart, or Guerande.....	4 12	1 40
Half Long Scarlet Carentan.....	4 8	90
Large White Belgian.....	4 8	50
<b>CELERY, (<math>\frac{1}{2}</math> oz. at ounce rate.)</b>		
Henderson's White Plume.....	8 35	4 00
Henderson's New Rose.....	8 35	4 00
Crawford's Half Dwarf.....	8 20	2 00
Dwarf Golden Heart.....	8 20	2 00
Boston Market.....	8 20	2 00
<b>CRESS, or Peppergrass</b>		
4 8		
<b>CUCUMBER, Early Green Cluster.</b>		
Early Frame.....	4 8	75
White Spine.....	4 8	75
Long White Spine.....	4 8	1 00
Long Green.....	4 8	75
Green Prolific.....	4 8	75
West India Gherkin, or Burr.....	8 20	
<b>ENDIVE, Moss Curled.</b>		
4 16		
<b>EGG PLANT, Improved New York Purple.</b>		
8 45		
<b>KALE, or BORECOLE, Dwarf Green Curled</b>		
Scotch.....	4 8	75
Dwarf German Greens.....	4 8	75
<b>KOHL RABI, Large Early Purple.</b>		
4 12		
<b>Large Early White.</b>		
4 12		
<b>LETTUCE, Early Tennis Ball, or Boston Market</b>		
4 12		1 25
Early Egg.....	4 20	2 00
Rochester Market.....	4 15	1 50
Early Curled Silesia.....	4 12	1 25
Hanson.....	4 15	1 50
All the Year Round.....	4 15	1 50
Black-Seeded Simpson.....	4 15	1 50
Brown Dutch.....	4 15	1 50
Imperial White Head.....	4 15	1 50
Paris White Cos.....	4 15	1 50
<b>MUSK MELON, Early Christina</b>		
4 12		90
Glass' Early Prolific Nutmeg.....	4 12	1 10
Montreal Market.....	4 12	1 10
Hackensack.....	4 12	90
Golden Netted Gem.....	4 12	90
Bay View.....	4 12	90
Casaba, or Persian.....	4 12	90
<b>WATER MELON, Ice Cream, or Peerless</b>		
4 8		70
Mountain Sweet.....	4 8	70
Black Spanish.....	4 8	70
Georgia Rattlesnake, or Gypsy.....	4 8	70
Kolb's Gem.....	4 8	70
Cuban Queen.....	4 8	70
Scaly Bark.....	4 8	90
<b>CITRON</b>		
4 8		1 00
<b>MUSTARD, White</b>		
4 8		30
<b>ONION, Yellow Globe Danvers—Own growing.</b>		
8 20		2 40
Yellow Globe Danvers.....	8 16	1 90
Early Red Globe—Own growing.....	8 20	2 60
Early Red Globe.....	8 16	2 10
Large Red Wethersfield—Own growing.....	8 16	1 90
Yellow Dutch, or Strasburg.....	8 16	1 90
White Globe.....	8 30	3 50
Silver Skinned.....	8 30	3 50
New Giant Rocca of Naples.....	8 20	2 00
Marzajola.....	8 20	2 00
<b>ONION SETS,—If ordered by mail add 20 cents per qt.</b>		
Top or Button Sets.....		25
Yellow Bottom Sets.....		25
White Bottom Sets.....		30



	PKT.	Oz.	LB.
<b>PARSNIPS</b> , Long Hollow Crown.....	4	8	60
Carter's New Maltese.....	4	8	60
<b>PARSLEY</b> , Carter's Champion Moss Curled....	4	8	75
<b>PEPPER</b> , (½ oz. at ounce rates) Large Sweet Bell	4	25	
Golden Dawn Mango.....	4	25	
Long Red.....	4	25	
Cayenne.....	4	25	
Chili.....	4	25	
<b>PUMPKIN</b> , The Sugar, (fine for pies).....	4	8	50
Connecticut, or Common Field.....	4	8	25
Large Cheese.....	4	8	50
<b>RADISH</b> , Early Red Turnip.....	4	8	50
Long Scarlet Short Top.....	4	8	50
Beckert's Chartier.....	4	8	80
Early Scarlet Globe.....	4	12	1 00
Rose Olive Shaped.....	4	8	50
Early Round Dark Red.....	4	8	55
French Breakfast.....	4	8	55
Black Spanish Winter, Round.....	4	8	50
Black Spanish Winter, Long.....	4	8	50
Chinese Rose Winter.....	4	8	80
California Mammoth White Winter.....	4	8	80
<b>RHUBARB</b> , Linnaeus.....	4	15	
Myatt's Victoria.....	4	15	
<b>SALSIFY</b> , or Vegetable Oyster.....	8	20	2 00
<b>SPINACH</b> , Long Standing.....	4	8	25
New Thick Leaved, Round.....	4	8	25
<b>SQUASH</b> , Early Bush Scallop, White.....	4	8	70
Early Summer Crook-Neck.....	4	8	70
Boston Marrow.....	4	8	70
The Hubbard.....	4	8	70
Marblehead.....	4	8	85
Essex Hybrid.....	4	8	85
Perfect Gem.....	4	8	70
Winter Crook-Neck.....	4	8	70
<b>TOMATO</b> , (½ oz. at ounce rates) Mikado, new... 4	30	4 00	
Hathaway's Excelsior.....	4	20	2 50
Livingston's Favorite.....	4	20	2 50
Livingston's Perfection.....	4	20	2 50
Acme.....	4	20	2 50
Paragon.....	4	20	2 50
Mayflower.....	4	20	2 50
General Grant.....	4	20	2 50
<b>TURNIP</b> , Early Purple Top Milan.....	4	6	60
Purple Top Strap-Leaved.....	4	6	40
White Top Strap-Leaved.....	4	6	40
Purple Top White Globe.....	4	6	50
Early White Egg.....	4	6	50
Orange Jelly.....	4	6	50
Early Yellow Stone.....	4	6	50
Early White Stone.....	4	6	45
Yellow Globe.....	4	6	45
White Norfolk.....	4	6	40
<b>RUTA BAGA</b> , American Improved Purple Top. 4	6	50	
Carter's Imperial Purple Top.....	4	6	40
White Sweet Swede.....	4	6	40
Skirving's Liverpool.....	4	6	40
Sweet German.....	4	6	50
<b>HERBS</b> , Caraway.....	4	8	
Sage, Broad-Leaf.....	4	15	
Lavender, Marjoram, S. Savory and Thyme. 4			

**FLOWER SEEDS.**—On flower seeds a discount of 20 per cent. from Catalogue prices will be allowed on all varieties. On club orders an additional discount of five per cent. will also be allowed, the same as on Vegetable Seeds.

**SEED POTATOES, ETC.**—On Seed Potatoes, Seed Grain, Vegetable Plants and Roots a discount of 10 per cent. from Catalogue prices will be allowed.