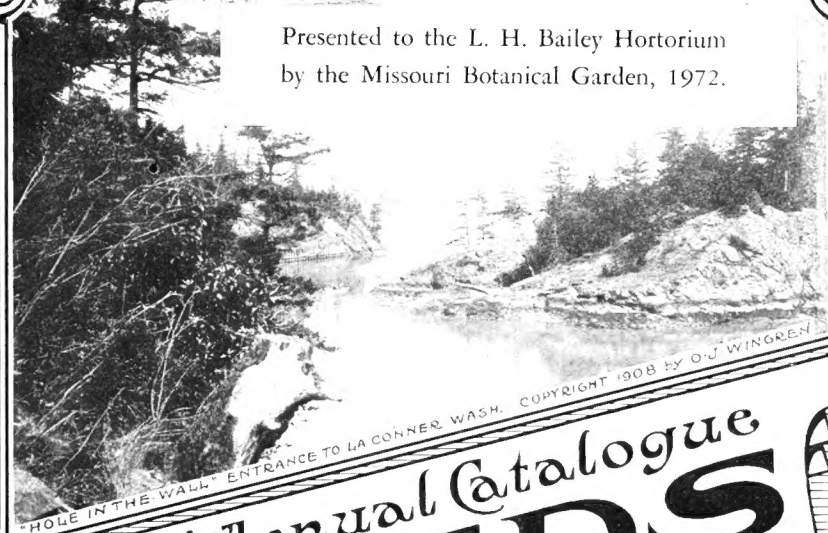


1909

Neil H. J...


Presented to the L. H. Bailey Hortorium
by the Missouri Botanical Garden, 1972.



"HOLE IN THE WALL" ENTRANCE TO LA CONNER, WASH. COPYRIGHT 1908 BY O. J. WINGREN

24th Annual Catalogue
SEEDS
1909


A. G. TILLINGHAST
Puget Sound Seed Gardens — La Conner, Wash.



CATFIELD, LA CONNER FLATS



MAMMOTH RHUBARB, in the-
Puget sound Seed Gardens,
"Find the Old Gardener,"



Copyright, 1908.
By, A. G. Tillinghast,
LaConner, Skagit Co. Wash.

A PUZZLE PICTURE

We took the above photograph of a hill of Rhubarb in our Seed Gardens. When developed, the human face came out with startling vividness.

There was no touching up of the negative, nor trick preparation whatever, but it is a *genuine* accidental *freak*.

SEE IF YOU CAN FIND THE FACE

From Our Customers About Our Seeds

- I like *your seeds best*.
 I have *always* found *your seeds good*.
 We *always* find *satisfaction* in your seeds.
 Had *extra success* with your TOMATOES last year.
 Your seeds are *all you claim* for them.
 I received the first order and was *well pleased*.
 Your seeds that I used last year *gave perfect satisfaction*.
 Your *good seeds* have been *recommended* to me.
 I have *always found* your seeds to be *first-class*.
 Your seeds are the *best I ever used*. *They all grow*.
 Your seeds are the *very best* that can be got anywhere.
 I always find your seeds the best and *sure to grow*.
 Have been *very much pleased* with your seeds in the past.
 I have used your seeds two years and pronounce them *perfectly satisfactory*.
 Send your dollar collection. You have been recommended to me by Geo. Moore.
 I found your seeds *good*. *All grow*, so I will send again this year.
 I have heard so much of your good seeds I wish to *try them this year*.
 We have *used your seeds for more than twenty years*, and they never disappointed.
 Being much pleased with the seed I used last year, will send my order again.
 Your catalogue was sent to me by Mrs. Lindstrom of Vega, who highly recommended your seeds.
 We have used your seeds for over twenty years, and find them to be the best.
 The seeds I got from you last year came up good, and made a very nice garden.
 I have been a customer of yours for ten years, and I find your seeds perfectly reliable.
 Your seeds are all right. I have had my share of disappointments buying those shoddy store seeds.
 Seeds came yesterday, just as I ordered them. When I need more I will order of you.
 I have used your seeds a number of years, and found them all any one could wish for.
 I have used your seeds for three or four years and find them the best I ever used.
 I have used your garden seeds for a number of years, and find them the best I can get.
 I want your garden seed this year, as a good many here use your seeds and find them perfect.
 I have a friend here that has such good luck with your seeds that I will send for some also.
 As long as I make a garden I will continue to buy your seeds, as I know they are the best.
 Your seeds are fine. I have used them for four years and recommend them to every one who plants a garden.
 Your seeds have given us good satisfaction at Issaquah for years, and I want them for the Soldiers' Home farm at Orting.
 Your seeds are good and prove better adapted to this climate than Eastern or Southern seeds; have greater vitality and are earlier.
 Your seeds gave good satisfaction in my garden last year. They done so well that my neighbors want me to send for them this year.
 I got my Sweet Peas from you last year and I had the finest of anyone, and wouldn't get them from anyone else but from you.
 I have used your seeds for several years. Last year I tried some others, but planted some of yours also or I should have had no garden.
 I have left the ranch and am now living in the village, but still must have a few of your seeds. They are the best I have ever tried.
 I know from experience that your seeds are first-class, for every kernel did grow and do well. I bought some from the grocery store and the half of them did not grow.
 Your seeds suit me and do much better than others. I would have made big money if I had planted your seeds only this spring. Most of the other seeds failed, and what few did come up are no good.
- Mark Williams, Clallam Co.
 Mrs. W. K. Forsey, King Co.
 John Russell, Whatcom Co.
 Mrs. Kate Oliphant, Lewis Co.
 Silas White, San Juan Co.
 Simon Morgan, Adams Co.
 L. A. Wold, King Co.
 M. Suderberg, Kitsap Co.
 Mrs. D. C. Springer, Olympia.
 J. B. Coffin, Whatcom Co.
 H. L. Dunlap, Clarke Co.
 W. H. Lunceford, Cowlitz Co.
 Thos. Hodgson, Kittitas Co.
 Mrs. H. L. Cooper, Stevens Co.
 J. G. Hayden, Snohomish Co.
 James Barclus, Clarke Co.
 J. G. Gorsuch, King Co.
 Mrs. S. B. Shoemaker, Whitman Co.
 Mrs. L. A. Ford, Whitman Co.
 Mrs. Frank Williams, Tacoma.
 Mrs. Geo. Stock, Cowlitz Co.
 Thos. J. Milton, Lewis Co.
 Wim. M. Harding, Chehalis Co.
 Joseph M. Hartill, Stevens Co.
 Mrs. R. J. Thomas, Clatskanie, Oregon.
 D. J. Dygert, King Co.
 M. H. Dye, Olympia, Wash.
 Mrs. Ella Uhl, Okanogan Co.
 Mrs. Sam Klatt, Snohomish Co.
 Mrs. J. L. Anderson, King Co.
 Mrs. Laura S. Landes, Lewis Co.
 William A. Wright, San Juan Co.
 Geo. W. Tibbetts, Commander.
 D. Bates, Cowlitz Co.
 Mrs. John Harmon, Pierce Co.
 M. J. Parks, Whatcom Co.
 Fred Ferris, Mason Co.
 L. A. Hollingsworth, Snohomish Co.
 Chas. Weber, Jefferson Co.
 E. F. Eichholtz, Skagit Co.

FROM OUR CUSTOMERS ABOUT OUR SEEDS—Continued.

- Your seeds give the best satisfaction. W. M. Hipp, Lewis Co.
 Your seeds always give the best satisfaction. Mrs. A. C. Sweet, Whatcom Co.
 We always have good success with your seeds. J. O. Anderson, Whatcom Co.
 Your seeds have always proved satisfactory with us. Mrs. John Prescott, Snohomish Co.
 Your seeds come on fine and are all "hunkadora." Royal M. LaFlower, Port Angeles.
 I have found your seeds true and "O. K." W. Walter, Lewis Co.
 Your seed is of the very best. Sure to grow. Bernard Risse, Thurston Co.
 I have patronized you for over twenty years, with good results. D. S. Hunsaker, Goldbar, Snohomish Co.
 You have been recommended to me as having good seeds. H. W. Carr, Tacoma, Wash.
 We are referred to you by Mr. Pierce of Langley. A. W. Corbin, Island Co.
 I have been told that your seeds give good satisfaction wherever sold. C. Peterson, Clallam Co.
 The seeds we got of you all did fine last year. Mrs. J. F. Buck, Ellensburg, Wash.
 Your seeds are the best we ever used. Every one grew. Thos. M. Lamkin, Snohomish Co.
 Garden seed received from you in early spring gave entire satisfaction. J. M. Wood, San Juan Co.
 We have better success with your seeds than any we ever tried. Mrs. Geo. Crawford, Lewis Co.
 I can't make garden without your seeds. They are always sure to grow. Mrs. J. A. Wheeler, Lincoln Co.
 Upon my neighbor's recommendation, I am sending for a small order of seeds. Morgan J. Emery, Mason Co.
 I used your seeds last year and was more than satisfied with the results. Miss A. Erwin, Kitsap Co.
 We had almost phenomenal success with the TOMATO seed purchased of you last year. Mrs. C. D. Doncaster, Lewis Co.
 I have better success with your seeds than any place I have ever gotten them. E. S. Ruth, Cowlitz Co.
 I have tried your seeds for three years and they give the best of satisfaction. W. H. Gibson, Okanogan Co.
 We have been buying seed from you for twenty-five years and they always do well. Thomas Ellis, Whatcom Co.
 Your seed has found another friend. I am well pleased with your seed of last year. Bert A. White, Snohomish Co.
 We have used your seeds for many years and think them the best we ever tried. Mr. K. Olen, Chehalis Co.
 I think your garden seed is the best that can be got, and would recommend it anywhere. Mrs. Louis P. Schafer, Skagit Co.
 I have used your seeds before, so I know what I am buying when I send for your seeds. Fannie F. Edwards, Lewis Co.
 I have had perfect success with your seeds and prefer them to any other for this climate. Minnie M. Smith, Pierce Co.
 I have lately read an article by Prof. S. W. Fletcher, and found that he recommends your seeds. Stanton Allen, Hood River, Oregon.
 Have heard your name lots and lots of times through a friend who was always recommending your seeds. Mrs. M. J. Grant, Snohomish Co.
 Received the seeds I ordered "O. K." and thank you for the prompt delivery and the gratis packages you sent. W. R. Kemple, San Juan Co.
 The seeds I got from you last spring were the best I ever tried. The Carrots grew very large. Henry Cook, Clarke Co.
 I understand you handle good seeds. Please send catalogue, as I wish to order as choice seeds as possible. E. E. Lechnor, Lewis Co.
 I have bought my seeds from you the past four years, and find them the best I have ever used. Mrs. Mary McDonnell, Clarke Co.
 During our three years on the farm we have always had a splendid garden, and we always plant your seeds. Mrs. L. Hildersheim, Lewis Co.
 I have used your seeds for several years. I tried from the store last year and failed, as they didn't grow. Amos Poggensee, Douglas Co.
 I used to use your seeds a good many years ago. I find this year the best yet, our garden leading all. Chester Wonderhard, Clallam Co.
 Mrs. Latterell, of Puyallup, gave me your address, as she was so well pleased with your seeds she knew we would like them also. Geo. Pettis, Pierce Co.
 I have a neighbor friend who wants seeds and I recommend him to you, for I used your seeds years ago when on a farm. A. T. Higby, Kllickitat Co.
 For the enclosed \$1.00 send me your Special Offer of thirty packages, and oblige one who has used your seeds and prefer them to any other. Mrs. P. Burns, Chehalis Co.
 I like your seeds the best of any I have ever tried, and that is saying a good deal, but it is the truth, and truth goes ahead of everything. Mrs. Etta Meyn, Lewis Co.
 We are so well pleased with your seeds that we intend to get our supply from you every year, and would advise everyone to try them. They are always a sure crop. A. J. Stout, Lewis Co.
 I purchased store seed here this year and it did not grow. I will come back to you, where I have purchased for the last seventeen years, and found it good. W. H. Carpenter, Snohomish Co.

TO OUR CUSTOMERS

AND OTHERS

Dear Friends, Farmers, Gardeners, and all who grow Vegetables or Flowers:

We present you with this, our **Twenty-fourth Annual Seed Catalogue**, and will do all we can to help you have good gardens this year. We thank you for the very generous way in which you responded last year, sending us 1,000 more orders than we ever had any year before. We now have the largest and best stock of carefully selected and tested seeds for 1909 we have ever had for you, and want each and every one of you to send in your esteemed orders again, and if you have never used our seeds before, please be sure and send us a trial order, as we are anxious to have 2,000 new customers this year, and not miss any old ones. Read what our customers say about our seeds. **They are all tested before we send them out**, so we know **they will grow**. They are the best seeds for your use. You need them for your gardens. We can fill **all orders by return mail**, which will bring them to you quickly. Should you not hear from us in a reasonable time, you will please notify us promptly. We shall do our best to more than please you.

We exercise the greatest care to have all seeds fresh, pure and reliable, but there are so many influences, as soil, weather, etc., beyond our control, that we will not guarantee resultant crops, nor be held responsible for more than the amount paid us for the seed.

WE DO NOT send our seeds C. O. D. nor on COMMISSION, and they are not to be found for sale at the stores. We prefer to deal directly with our customers.

WE SEND OUR SEEDS BY MAIL POSTPAID

at prices named in this list, and **Guarantee Safe Arrival** to your address. We shall continue to put in one or more **FREE PACKETS** with every order that amounts to 50c or more, except in the case of the Special Offers. Look over this catalogue carefully and mark with a pencil all that you want, then make out on the order sheet, or any other paper, a list of all the kinds and quantities that you have selected. **Be sure to write your NAME AND ADDRESS** plainly, enclosing the amount, and we will fill your orders promptly by return mail, and pay the postage ourselves.

HOW TO SEND MONEY

If the amount is **FIFTY CENTS OR MORE**, send by **POST OFFICE MONEY ORDER** on **LA CONNER P. O.** (in applying for which you can fill out at home for the postmaster, the government blank which we send you with the order sheet), and we recommend this as the safest and best way to send money. But if you are not convenient to a Money Order Office, you may send **EXPRESS MONEY ORDER, BANK CHECK, or by REGISTERED LETTER.**

If the amount is less than **FIFTY CENTS**, you may send coin or **POSTAGE STAMPS** in common letter, securely sealed and plainly addressed, without registering.

BE SURE that all orders and checks are drawn to the order of **A. G. TILLINGHAST, LA CONNER, WASH.**, and all coin should be wrapped with a small piece of cloth or strong paper, or otherwise secured from shaking around loose in the envelope, and stamps should be kept dry and carefully folded within the letter or order sheet.

You cannot afford to be without our Reliable Seeds. Please favor us with your esteemed order this year and have the best garden you ever had.

DO NOT DELAY, but make out your order now, while you think of it, and have the seeds on hand when the planting time comes.

Yours very truly,

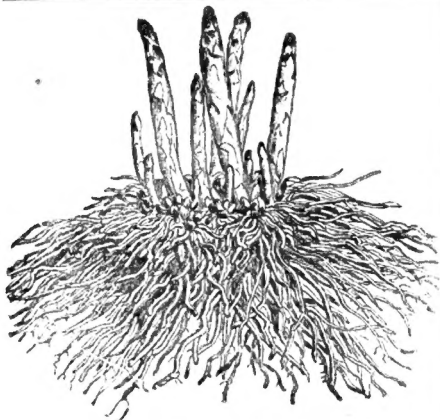
A. G. TILLINGHAST,
La Conner, Skagit County, Wash.

Descriptive Price List for 1909

Choice Selections for Washington and Puget Sound

SEEDS SENT POSTPAID BY MAIL except when otherwise noted. When sent by Freight or Express, or delivered at our Seed Store, 9c per lb. MAY BE DEDUCTED FROM MAIL PRICES.

All Seeds Carefully Tested, so we know they will grow. Safe arrival guaranteed.



ASPARAGUS

Asparagus is one of the earliest of spring vegetables. Ready for the table when we are just planting most vegetables, and weeks before the earliest green peas are ready. And a bed once started will last for years. It should have a place in every garden. It is easy to grow from seed.

CONOVER'S COLOSSAL. The standard variety. More used than any other. Large green shoots of fine quality. Best kind for family use. Pkg., 5c; oz., 10c; $\frac{1}{4}$ lb., 20c; 1 lb., 60c.

COLUMBIAN MAMMOTH WHITE. Produces white stalks of large size. Most valuable for market or canning. Pkg., 5c; oz., 15c; lb., 75c.

ASPARAGUS ROOTS.


Conover's Colossal—By Mail.

1 year old, dozen, 25c; 100, \$1.00.

2 years old, dozen, 50c; 100, 2.00.

If by express at your expense, one-half the above prices. To make a good asparagus bed, the ground should be trenched 2 feet deep and highly manured. Set plants in rows 3 feet apart, and 1 foot apart in the rows.

BEANS—Bush



IMPROVED GOLDEN WAX. An improvement of the old Golden Wax, which has been so popular for years past. Possesses all the good qualities and is larger in pod and more prolific. Lb., 25c; $\frac{1}{2}$ lb., 15c; $\frac{1}{4}$ lb., 10c; pkg., 5c.



NEW GOLDEN EYED WAX. One of the best. Its pods or leaves never rust or spot like some others, and it is blight proof. Entirely stringless; flesh tender and of excellent quality and flavor. Lb., 25c; $\frac{1}{2}$ lb., 15c; $\frac{1}{4}$ lb., 10c; pkg., 5c.



CHALLENGE DWARF BLACK WAX. This is the earliest of all the wax beans. It is ready for use a week before any other kind we have tried, and it is of the best quality for snap beans, but not so productive as the other kinds. Plant a few of these for earlier use and some of the following for a succession. Lb., 25c; ½ lb., 15c; ¼ lb., 10c; pkg., 5c.



NEW PENCIL POD BLACK WAX. One of the finest strains of wax beans known. It is very early, enormously productive, and of the very best quality. It has long, slender, handsome pods, that cook so tender they melt in the mouth, and are the most delicious bean we have ever found. Lb., 25c; ½ lb., 15c; ¼ lb., 10c; pkg., 5c.

NEW STRINGLESS GREEN POD. Long, round, green pods, absolutely stringless; tender, brittle, and of finest flavor. While more hardy to withstand frosts, yet it is as tender

to cook as any wax pod bean. Early and productive. Lb., 25c; ½ lb., 15c; ¼ lb., 10c; pkg., 5c.

HENDERSON'S BOUNTIFUL. A new green pod bush bean. Vigorous vines, very prolific, and very early. Large, flat green pods, entirely free from strings or tough lining, that snap brittle, cook tender, and are of delicious flavor. We have tested it for several years and have found it to be most excellent in every respect. Price, lb., 25c; ½ lb., 15c; ¼ lb., 10c; pkg., 5c.

BEANS, POLE

OLD HOMESTEAD. This grand pole bean continues to be a great favorite. It is perfectly suited to this climate. **Medium early**, and enormously productive. Very large, long pods that cook tender and melting, and when once matured the green shelled beans are excellent. Lb., 30c; ½ lb., 20c; ¼ lb., 10c; pkg., 5c.

DUTCH CASE KNIFE. A little later. Has large, green, flat pods; good for "snap" or shelled green. The large Lima beans are too late for our climate, and the Dutch Case Knife is the nearest approach to them of any kind we have been able to mature here. Lb., 30c; ½ lb., 20c; ¼ lb., 10c; pkg., 5c.

TAYLOR'S TENDER. A very early wax pole bean. Earlier than the Homestead, but not as prolific. The earliest, tenderest and best wax pole bean we have yet found. 10c packages only.

Beans and Peas at seed store, or by express at buyer's expense, 10c per lb. less than above rates.


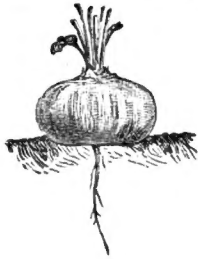
We grew the **Old Homestead Beans** last year and were very much pleased with them. John Bachelor, Snohomish Co.

We find that your seeds are the most reliable we have ever used, and that they are getting better every year, both garden and flower seeds. Mrs. N. M. Inman, Cowlitz Co.


BEETS

For Table Use.

EARLY EGYPTIAN. Best early table beet. Turnip-shaped and smooth. Deep blood color. Earliest of all. Lb., 50c; $\frac{1}{2}$ lb., 30c; $\frac{1}{4}$ lb., 15c; oz., 10c; pkg., 5c.



ECLIPSE. Later, but gets larger than the Egyptian. Globular in shape, small top, quality fine, but not as deep red color as the Egyptian. Lb., 50c; $\frac{1}{2}$ lb., 30c; $\frac{1}{4}$ lb., 15c; oz., 10c; pkg., 5c.

EDMOND'S BLOOD TURNIP.

It is handsomely shaped, not too large or coarse, but of good, marketable size, crisp, tender, sweet, and an excellent keeper. Lb., 50c; $\frac{1}{2}$ lb., 30c; $\frac{1}{4}$ lb., 15c; oz., 10c; pkg., 5c.

LONG SMOOTH BLOOD. The best late winter beet; smooth and tender, small, round diameter, but very long shaped; keeps well. Lb., 50c; $\frac{1}{2}$ lb., 30c; $\frac{1}{4}$ lb., 15c; oz., 10c; pkg., 5c.

**MANGEL WURTZEL
BEETS**

For Stock.


Long experience has proved that the nutritious, juicy beet aids in the digestion of dry foods. Cows keep in better condition, give more and better milk, and fatten more rapidly when beets are fed with their daily rations. No root is more easily grown or produces greater yield per acre. Sow in rows three feet apart, and thin to 12 to 18 inches apart for large roots. The Giant kinds grow to weigh forty to fifty pounds each on good soil. (Four pounds of seed to the acre.)



GIANT YELLOW OR GATE POST. Also called Golden Leviathan. Beautiful russet yellow; remarkably even in shape; very smooth. Flesh white, firm and sweet. Yields enormous crops and is an excellent keeper. Lb., 35c; $\frac{1}{2}$ lb., 25c; $\frac{1}{4}$ lb., 15c; pkg., 5c.


GIANT HALF SUGAR MANGEL.

A strain of mangels, larger than the regular sugar beet and sweeter than the other mangels, which has been especially selected for its size and also nutritive feeding value. Stands well out of the ground and is easier to pull than the smaller sugar beets. Price, lb., 45c; $\frac{1}{2}$ lb., 25c; $\frac{1}{4}$ lb., 15c; oz., 5c.



GOLDEN YELLOW TANKARD.

A superior strain of yellow mangel. Very sweet, firm flesh; produces enormous crops; flesh yellow and not as solid as the Gate Post. Lb., 35c; ¼ lb., 15c; oz., 5c.



LANE'S IMPERIAL SUGAR.

Hardier and contains more sugar than the other kinds. It is a white sugar beet, selected for feeding stock. Lb., 45c; ¼ lb., 15c; oz., 5c.



NORBITAN'S GIANT. Largest, red; easiest to pull. Grows mostly above ground. Produces more weight to the acre, but is coarser grain than the other mangels. Lb., 35c; ½ lb., 20c; ¼ lb., 15c; oz., 5c.



YELLOW GLOBE. Better than other kinds for sandy or shallow soil. Globular in shape, productive, and keeps well. Very smooth and handsome. Grows to a large size on good soil. Lb., 35c; ¼ lb., 15c; oz., 5c.

Mangels require 4 lbs. seed per acre. Don't trust the poor, stale store seeds when you can get our fresh, tested ones. Send for **special** prices on large orders.

BORECOLE, OR KALE

GREEN CURLED. Bright green, spreading, and beautifully curled. Oz., 15c; pkg., 5c.

THOUSAND HEADED KALE. (See page 19 for Cow-Kale.)

BROCCOLI

EARLY PURPLE CAPE. Early, compact heads of good flavor. Oz., 40c; pkg., 5c.

AUTUMN WHITE CAPE. Later; large white heads; splendid fall variety; heads during winter; frost proof. Delicious eating early in spring. Oz., 40c; pkg., 5c.

BRUSSELS SPROUTS

TALL FRENCH. Produces compact sprouts of good quality. Oz., 20c; pkg., 5c.

EARLY CABBAGE

I make a specialty of Cabbage Seed, and greatest care is taken to keep it pure and true to name. I use only large, solid heads to grow seed. There is no better Cabbage Seed to be found anywhere in the world. If you want to grow large, solid, sure-headed cabbage, use my seed.



EARLY JERSEY WAKEFIELD. This is the very best for early use, or for early market. Solid pointed heads. Lb., \$1.50; ¼ lb., 40c; oz., 15c; pkg., 5c.



HENDERSON'S EARLY SUMMER. A little later and larger than the Wakefield. Heads flat and stand longer without bursting. Lb., \$1.50; ¼ lb., 40c; oz., 15c; pkg., 5c.



FOTTLER'S BRUNSWICK. A very large, sure heading second Early Drumhead. Excellent winter cabbage if planted late. Lb., \$1.50; ¼ lb., 40c; oz., 15c; pkg., 5c.



EARLY WINNINGSTADT. A very solid, pointed head, medium in size and earliness. If planted late, makes a good winter cabbage. Heads well on land too poor to head other kinds. Lb., \$1.50; ¼ lb., 40c; oz., 15c; pkg., 5c.


ALL SEASONS OR SUCCESSION. A fine new cabbage a few days later, but much larger than the Early Summer; sure heading and of finest quality. Good to plant early or late. Lb., \$1.50; ¼ lb., 40c; oz., 15c; pkg., 5c.

LATE CABBAGE



LATE FLAT DUTCH. A fine late Drumhead for winter use; larger than the Premium Flat Dutch. Lb., \$1.25; ¼ lb., 40c; oz., 15c; pkg., 5c.

LATE AMERICAN DRUMHEAD. Large, late heads, hard and solid. Very desirable for fall and winter use. Sure heading and a good keeper. Smooth, uniform heads. Lb., \$1.25; ¼ lb., 40c; oz., 15c; pkg., 5c.



PREMIUM LATE DUTCH. Best for winter use; round or slightly flattened heads; stands freezing well. A good keeper and of excellent quality. Lb., \$1.25; ¼ lb., 40c; oz., 15c; pkg., 5c.




HOLLANDER OR DANISH BALL HEAD. A medium-sized, very solid head. Stands freezing the best of any I ever grew. Is a long keeper and a good one to ship. The small heads weigh more than large heads of other kinds. Should be planted on good soil, with good cultivation to secure good-sized heads. On poor soil it makes too long a stem. Lb., \$1.50; ¼ lb., 50c; oz., 15c; pkg., 5c.

MAMMOTH MARBLEHEAD. The largest and latest of all cabbages. Grows to enormous size, but requires rich soil, good culture, and the whole season to head solid. Lb., \$1.25; ¼ lb., 40c; oz., 15c; pkg., 5c.



GENUINE SELECTED SURE-HEAD. A very reliable header; large, late, round, flattened heads of the Flat Dutch type; a good keeper. Lb., \$1.25; $\frac{1}{4}$ lb., 40c; oz., 15c; pkg., 5c.

RED DRUMHEAD. A large, very solid, late red cabbage, much used in pickling. Good keeper and a favorite with the ladies. Lb., \$2.00; $\frac{1}{4}$ lb., 60c; oz., 20c; pkg., 5c.



NETTED SAVOY. This is the finest of the Savoy cabbages, and a general favorite; of excellent flavor, surpassing that of any other late cabbage. Stands freezing well. Lb., \$2.00; $\frac{1}{4}$ lb., 60c; oz., 20c; pkg., 5c.

Don't fail to sow enough cabbage seed to have plenty of plants. They come handy to set in where other things fail.

We figure $\frac{1}{2}$ lb. of seed to the acre wanted.

I always use Tillinghast's Cabbage seed, because it is grown on Puget Sound and is the best.

L. W. Kaylor, Lewis Co., Wash.

We have used your seeds a great many times in the last twenty years and think they cannot be beaten.

A. J. Willard, Skagit Co., Wash.

CAULIFLOWER



My Cauliflower seeds are from selected heads of the choicest strains, and prove to be as good as seed from any other source.

HENDERSON'S EARLY SNOW-BALL. The best known and most used of all the early Cauliflowers. A great favorite with the market gardeners; for both early and late planting. Produces beautiful snow-white heads of the most delicious flavor. Lb., \$15.00; oz., \$1.00; pkg., 10c.

EXTRA EARLY DWARF ERFURT. This is the choicest selected strain of the Erfurt type and is very sure to make nice heads. Small leaves, large heads. Oz., \$1.00; pkg., 10c.

DANISH GIANT. An excellent dry weather variety, with large, pure white, solid heads; two weeks later than the Erfurt, but will head up better in dry weather. Oz., \$1.00; pkg., 10c.

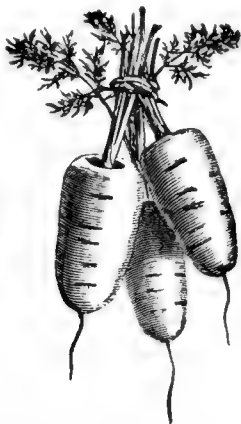
VEITCH'S AUTUMN GIANT. Large, late, white, compact heads, well protected by foliage. Oz., 50c; pkg., 10c. (Best for pickling and fall use.)

Your seeds suit me and do much better than others. I would have made big money if I had planted your seeds only this spring. Most of the other seeds failed, and what few did come up were no good.


E. F. Eicholtz, Skagit Co., Wash.

CARROTS

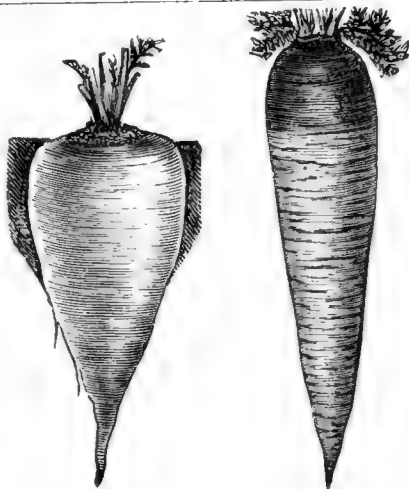
The carrot is a healthy, nutritious food for the family or for the stock. While we recommend the Yellow Mangel for cows, carrots are the best for horses, and they are especially valuable to feed poultry in winter, giving you great returns in the increased egg production. Peas and carrots make the cheapest and best food for laying hens. Don't fail to grow plenty of carrots. Easily grown, if you use my seed, which has always given great satisfaction.



EARLY HORN. Best for early market or table use. Quickest to mature. Lb., 80c; ¼ lb., 25c; oz., 10c; pkg., 5c.



OXHEART, OR GUERANDE. Short and thick; intermediate, between the Half-Long and the Early Horn varieties; three or four inches in diameter at the neck. Of most beautiful color and shape. Lb., 70c; ¼ lb., 25c; oz., 10c; pkg., 5c.



Improved Short White.


Large White Belgian.

IMPROVED SHORT WHITE. A great improvement over the Large White Belgian, and does not extend above ground as does the old kind. Thick and short, easy to pull, and grows larger than the yellow kinds. Although a splendid stock carrot, it is most excellent quality for the table also. Lb., 50c; ¼ lb., 20c; oz., 10c; pkg., 5c.

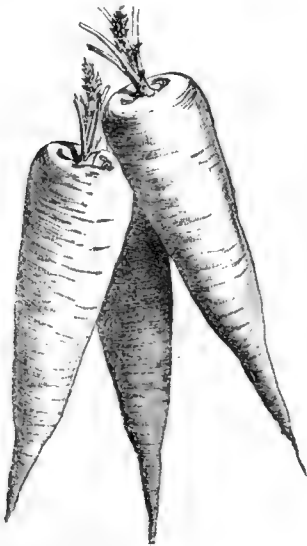
LARGE WHITE BELGIAN. A large and very productive stock carrot. The long roots extend above the ground, so it is easy to pull, but liable to be injured by sun or frost. Lb., 50c; ¼ lb., 20c; oz., 10c; pkg., 5c.



DANVERS HALF-LONG. Shorter and easier to pull; great favorite. Very productive and of very fine quality. Lb., 70c; ¼ lb., 25c; oz., 10c; pkg., 5c.



CHANTENAY. Excellent new carrot of the Half-Long class. Great favorite wherever tried. Nearly as large around and a little longer than the Oxheart. Lb., 70c; $\frac{1}{4}$ lb., 25c; oz., 10c; pkg., 5c.



LONG ORANGE. An old, well-known kind, but not much used, as it grows too long and is hard to pull. Yields well, keeps well. Lb., 70c; $\frac{1}{4}$ lb., 25c; oz., 10c; pkg., 5c.

For large orders, send for special quotations. Carrots require about $2\frac{1}{2}$ to 3 lbs. per acre.

CELARIAC



CELARIAC

Turnip-Rooted Celery.

Grown for its roots, which are cooked and sliced; used with vinegar, they make an excellent salad. They are also used for giving meats and soups the celery flavor. Pkg., 5c; oz., 15c.

FAMILY GARDEN COLLECTION. See inside last cover page. For \$1.00 your own selection, 25 5c pkgs.; our selection, 30 5c pkgs.; or any 12 5c pkgs for 50c.

CHICKORY



Lb., \$1; $\frac{1}{4}$ lb., 30c; oz., 10c; pkg., 5c.

LARGE ROOTED. Used as a substitute for coffee. Roasted and ground it makes a healthful drink, and grows well in this climate. Cultivate same as carrots. Every family should try it.

CELERY

CRAWFORD'S HALF DWARF.
Vigorous of growth; solid, good flavor. Oz., 20c; pkg., 5c.




Crawford Half Dwarf Celery.



Dwarf Golden Heart Celery.

DWARF GOLDEN HEART. A very popular new variety. Beautiful, showy sort; solid, excellent flavor, and keeps well during winter. Oz., 20c; pkg., 5c.

KALAMAZOO. The most solid, crisp, eating and deliciously flavored variety. Very large, short and stocky and of quick growth. Keeps well. Good for family use or for market. Oz., 20c; pkg., 5c.



Kalamazoo Celery.



White Plume Celery.

WHITE PLUME. Most popular, with white stalks and leaves. Very ornamental. Does not require so much banking up for bleaching as the other kinds. Oz., 20c; pkg., 5c.

GIANT PASCAL. A desirable, long-keeping, green, winter celery; robust, healthy, about two feet high; blanches easily to a pearly white; crisp, and fine nutty flavor. Oz., 20c; pkg., 5c.

HENDERSON'S SILVER SELF-BLANCHING. A new celery, having the beautiful silvery white coloring and self-blanching characteristics of the White Plume, together with the robust, sturdy, compact habit of the Golden Self-Blanching. Brittle, crisp, tender, and fine nutty flavor. Pkg., 10c; oz., \$1.00.

CORN

Lb., 25c; ½ lb., 15c; ¼ lb., 10c; pkg., 5c.



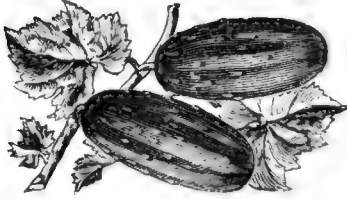
MAMMOTH WHITE CORY. This is the White Cob Cory, much improved in size of ear and kernel. It is the largest extra early sweet corn. It has twelve instead of eight rows, as in the old Cory, and will find better sale in the market. It is nearly as early and of as good quality also.




THE CORY. This is the earliest sweet corn grown, and the best and surest to plant on Puget Sound. Put the hills three feet apart each way, and then thin out to two stalks in each hill, and it will ear and fill well.



EARLY MINNESOTA. Is larger and later, but not so sure as the Cory. It is well to plant some of both kinds for a succession.

CUCUMBERS

EARLY WHITE SPINE. Medium in earliness. Fine for table use. $\frac{1}{4}$ lb., 50c; oz., 15c; pkg., 5c.



LONG GREEN. Late. The best for pickles. Vigorous and very productive. $\frac{1}{4}$ lb., 50c; oz., 15c; pkg., 5c.

ENDIVE

GREEN CURLED. Not only much used as a salad, but is highly ornamental from its delicately cut and colored leaves. Much used for garnishing. Lb., \$1.50; oz., 15c; pkg., 5c.

KOHL RABI

LARGE EARLY PURPLE. Fine and tender. Oz., 15c; pkg., 5c.

LARGE EARLY WHITE. Same as above except color. Oz., 15c; pkg., 5c.

KALE

(See Borecole, Page 8, and Thousand-Headed Kale, Page 19.)


LEEK

LARGE AMERICAN FLAG. This fine variety produces large white stems of delicate flavor. Oz., 15c; pkg., 5c.

LETTUCE

HANSON. One of the very best. Large heads, sweet and crisp. If you want your lettuce to head, plant this kind and thin out, or transplant to several inches apart. $\frac{1}{4}$ lb., 30c; oz., 10c; pkg., 5c.

GRAND RAPIDS. This is the kind of lettuce that is generally used for growing under glass in winter; also good for sowing in open ground for early use. $\frac{1}{4}$ lb., 40c; oz., 15c; pkg., 5c.



BLACK SEED SIMPSON. Large, early; very nice and desirable; slow to run to seed; tender a long time. $\frac{1}{4}$ lb., 30c; oz., 10c; pkg., 5c.

EARLY PRIZE HEAD BROWN. Large leaves, tinged with brownish red; very tender, crisp and sweet, forming a large, loose head. Very nice for the family garden. Pkg., 5c; oz., 10c; $\frac{1}{4}$ lb., 30c.


ONIONS

Our onion seed has given the best of satisfaction. Many have written us that they could never grow such nice, large, sound onions with any other seed. We have extra choice onion seed, and onion growers can place the utmost confidence in this seed. Sow about five pounds to the acre.

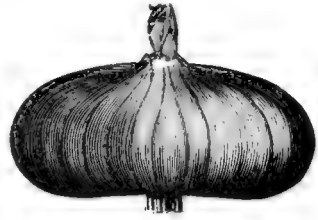


OREGON YELLOW DANVERS.

A great favorite. Round, large; yields heavy; early to ripen and a good keeper; best kind for Puget Sound. All the onion growers like it. Lb., \$1.80; ¼ lb., 50c; oz., 20c; pkg., 5c.




AUSTRALIAN BROWN. A beautiful amber brown; extra early; sure cropper, and best keeper of all the onions; very solid and good. Lb., \$2.00; ¼ lb., 60c; oz., 20c; pkg., 5c.




LARGE RED WETHERSFIELD.

A pleasant flavor; grows large; flat; keeps well. Many people plant half red and half yellow, mixing the seed. Lb., \$2.00; ¼ lb., 60c; oz., 20c; pkg., 5c.



EXTRA EARLY RED. A light red colored onion; good keeper; earliest of all; medium sized but very productive. Lb., \$2.50; ¼ lb., 75c; oz., 20c; pkg., 5c.



WHITE PORTUGAL OR AMERICAN SILVERSKIN.

A large, white, flat onion of mild flavor. Fine for early use and for pickling; keeps as well as any of the white onions. Lb., \$2.50; ¼ lb., 75c; oz., 25c; pkg., 5c.

I raised a lot of nice Australian Brown ONIONS from the package of seed you sent me. Every one true to name.

Mrs. C. N. Jordan, Lewis Co., Wash.

ONION SETS

YELLOW BOTTOM. Best sets for early green onions. Quality extra good this year.

25c lb., by Mail Postpaid.

If by freight or express, at your expense, or if sold at our seed store, deduct 10c lb. If price advances we will send money's worth at lowest market rates.

Special Prices for Large Orders.

MUSK MELON

Oz., 10c; pkg., 5c.



HACKENSACK. Largest of all nutmeg melons. Quality good; valuable for market or use.

JENNY LIND. The earliest netted. Small but delicious.

WATER MELON

Oz., 10c; pkg., 5c.

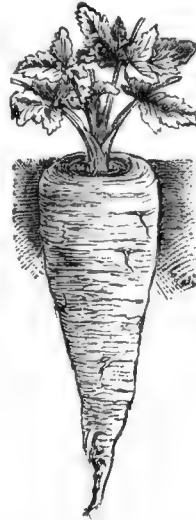
PHINNEY'S EARLY. Very early and productive. Good and easy to grow.

PARSLEY

CHAMPION MOSS CURLED. The most beautiful kind for garnishing or flavoring. Can cut fresh from the garden all winter. $\frac{1}{4}$ lb., 25c; oz., 10c; pkg., 5c.

PARSNIPS

Lb., 50c; $\frac{1}{4}$ lb., 20c; oz., 10c; pkg., 5c.



LONG WHITE. Large, smooth, sweet; the standard kind; grown from especially selected smooth roots, 1908 crop.

Parsnip seed two years old will not grow. Don't be fooled on old parsnip seed. There should be parsnips in every garden to use at any time through the winter. They also make excellent hog feed.

We used your seeds last year and found them excellent. From your PARSNIP seed we raised one 17 inches around and 24 inches long.

Fred Alger, Thurston Co., Wash.

PEPPERS

Oz., 30c; pkg., 5c.

GOLDEN DAWN. Large, sweet, yellow, productive. Has no fiery flavor and is excellent for mangoes.

LARGE SWEET MOUNTAIN. Red, mild; much used for mangoes.


RED CAYENNE. Small, prolific, hot; used in pickling.

PUMPKIN


$\frac{1}{4}$ lb., 20c; oz., 10c; pkg., 5c.

SWEET OR SUGAR. Fine grain-ed; excellent for pies; very prolific. Early and sure to ripen.

PEAS, EARLY



FIRST OF ALL. Best of the hard, smooth, round peas, which can be planted very early as they are not so liable to rot in the ground as the wrinkled peas. Three feet tall. Lb., 25c; ½ lb., 15c; ¼ lb., 10c; pkg., 5c.




AMERICAN WONDER. Earliest of the dwarfed wrinkled peas. Does not need bushing. Large peas and pods and prolific; quality extra good. Do not plant it while the ground is cold and wet. Lb., 25c; ½ lb., 15c; ¼ lb., 10c; pkg., 5c.

NOTT'S EXCELSIOR. A well-known favorite. Resembles the American Wonder, but is more prolific and more vigorous, and a good quality. Is the best early dwarf pea grown. Lb., 25c; ½ lb., 15c; ¼ lb., 10c; pkg., 5c.




EDWARD VII. A new dwarf early pea. Pods resemble Stratagem in color and size, and are as well filled with deliciously flavored peas. Lb., 40c; ½ lb., 25c; ¼ lb., 15c; oz pkg., 5c.

PEAS, LATE



Stratagem.




Telephone.

IMPROVED STRATAGEM. A sweet wrinkled variety from England; vines of vigorous growth, healthy and stocky; about two feet high; producing a heavy crop of beautiful large, long pods, well filled with large peas of good quality; very valuable and reliable. Lb., 25c; ½ lb., 15c; ¼ lb., 10c; pkg., 5c.

TELEPHONE. Half Dwarf, with vigorous vines, producing an abundance of very large pods, filled with immense peas, which are tender and sweet and of excellent flavor. Lb., 25c; ½ lb., 15c; ¼ lb., 10c; pkg., 5c.

RADISH

FRENCH BREAKFAST. Small, oval form, quick growing, mild and tender. Color scarlet, tipped with white; best kind for hot-beds or for earliest use in open ground in the garden. Get a good supply of radish seeds and sow every two weeks through the season. Lb., 60c; $\frac{1}{4}$ lb., 20c; oz., 10c; pkg., 5c.



Long Brightest Scarlet.



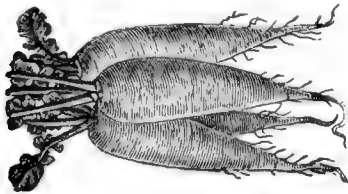
Chartier.

LONG BRIGHTEST SCARLET.

A beautiful new radish. It grows very quickly and is as good as it is pretty. Lb., 60c; $\frac{1}{4}$ lb., 20c; oz., 10c; pkg., 5c.

CHARTIER. Beautiful long scarlet, white tip; crisp and sweet. See cut. Lb., 50c; $\frac{1}{4}$ lb., 20c; oz., 10c; pkg., 5c.

LONG WHITE. Very juicy, crisp and tender. The finest of the long white radishes. Lb., 50c; $\frac{1}{4}$ lb., 20c; oz., 10c; pkg., 5c.




CHINA ROSE WINTER. Best for winter use. Long, solid and tender. Lb., 65c; $\frac{1}{4}$ lb., 20c; oz., 10c; pkg., 5c.

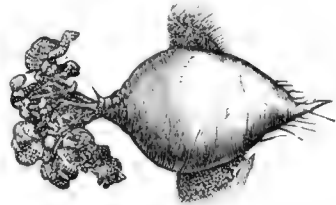
RHUBARB

VICTORIA. Is very large; standard kind; seeds sown this year will yield stalks for next year. Lb., \$1.00; $\frac{1}{4}$ lb., 30c; oz., 15c; pkg., 5c.


For Roots, see Page 25.

RUTABAGA

SKIRVING'S PURPLE TOP. Best for field culture and cattle feeding and good for market. Lb., 50c; $\frac{1}{4}$ lb., 20c; oz., 10c; pkg., 5c.



WHITE FRENCH. A large, white, market variety; sweet, smooth and solid. Good winter keeper. Lb., 50c; $\frac{1}{4}$ lb., 20c; oz., 10c; pkg., 5c.



AMERICAN YELLOW. A large, yellow, sweet Swede. Excellent for table or for stock. Lb., 50c; $\frac{1}{4}$ lb., 20c; oz., 10c; pkg., 5c.

SALSIFY

Lb., \$1.00; $\frac{1}{4}$ lb., 30c; oz., 10c; pkg., 5c.

A white, carrot-shaped root that makes delicious soup, resembling oysters in flavor; easy to grow; good all winter and late in spring; can be left in the ground all winter. Try it.

SPINACH

Lb., 40c; $\frac{1}{4}$ lb., 15c; oz., 10c; pkg., 5c.

LARGE VIROFLAY. A better kind than the old round-leaf sort.

LONG STANDING. A new variety; good for family use; slow to go to seed.

SUNFLOWER

Lb., 25c; oz., 10c; pkg., 5c.


MAMMOTH RUSSIAN. Flowers and seeds very large; seeds rich with oil and valuable to feed poultry.

SUMMER SQUASH


Lb., \$1.00; $\frac{1}{4}$ lb., 30c; oz., 10c; pkg., 5c.

EARLY WHITE BUSH. The earliest summer squash. Very pretty, scalloped and very productive.

LARGE SUMMER CROOK NECK. An excellent new kind for family use or for market. Fine buttery flavor; prolific and large.



VEGETABLE MARROW. A favorite English sort. Rich nutty flavor. Fine for cooking when quite young; grows from 8 to 10 inches long; better than the other summer squashes. Lb., \$1.00; $\frac{1}{4}$ lb., 30c; oz., 10c; pkg., 5c.

WINTER SQUASH

HUBBARD. The standard winter squash, old and reliable. Does well here. Lb., \$1.25; $\frac{1}{4}$ lb., 35c; oz., 15c; pkg., 5c.

NEW GOLDEN HUBBARD.

Same shape and same good qualities as the old standard Hubbard, but is of a bright orange yellow color, being exceedingly showy and attractive. Lb., \$1.50; $\frac{1}{4}$ lb., 40c; oz., 15c; pkg., 5c.

TOBACCO

Oz., 20c; pkg., 5c.

CONNECTICUT SEED LEAF.


Hardy; the best for this latitude; excellent for smoking, also for making a spraying liquid for killing insects.

**THOUSAND HEADED
OR COW-KALE**

For winter forage for stock and milch cows. Grows 40 to 50 tons per acre. Needs only 2 lbs. seed to plant an acre. Try it. Lb., 60c; $\frac{1}{4}$ lb., 25c; oz., 10c; pkg., 5c.

We had great success with your seed last year. We will always buy seed of you, as everything grows so well and gives the best satisfaction.


W. H. Chambers, Clallam Co., Wash.

TOMATOES

EARLIANA. A wonderfully early and very prolific medium sized, uniform, smooth, good-shaped, bright scarlet tomato of great solidity and fine flavor. Vines vigorous and hardy, yielding and ripening well for us. Larger and smoother than the Ruby, and just as early. $\frac{1}{4}$ lb., \$1.00; oz., 35c; pkg., 5c.




EARLY RUBY. Grows with less vine and leaves, so the sun can get at the fruit, which makes it better adapted to Western Washington. Great yielder; vines loaded with medium-sized, round, red, solid fruit of excellent quality. $\frac{1}{4}$ lb., 75c; oz., 25c; pkg., 5c.



CHALK'S EARLY JEWEL. Fruit deep scarlet red, smooth, large, and good quality. Second early. A little later than Earliana and Ruby. Oz., 25c; pkg., 5c.

YELLOW PLUM. Small, plum-shaped, early, and very prolific. Most excellent for sweet preserves. $\frac{1}{4}$ lb., 75c; oz., 25c; pkg., 5c.

LIVINGSTON'S FAVORITE. Large, smooth, red; good for shipping, for eating or for canning; medium early. $\frac{1}{4}$ lb., 75c; oz., 25c; pkg., 5c.

TURNIPS

EXTRA EARLY MILAN. Earliest of turnips. Quite flat, small leaves and small tap-root, with bulb 3 or 4 inches in diameter; bright red and purple above ground and clean white below, making it very attractive in market. 1 lb., 75c; $\frac{1}{2}$ lb., 40c; $\frac{1}{4}$ lb., 20c; oz., 10c; pkg., 5c.



PURPLE-TOP STRAP-LEAF.
The old standard flat fall turnip. Lb., 50c; ½ lb., 30c; ¼ lb., 15c; oz., 10c; pkg., 5c.



WHITE EGG. Large, early, sweet, good, smooth, egg-shaped. Lb., 60c; ½ lb., 35c; ¼ lb., 20c; oz., 10c; pkg., 5c.

YELLOW ABERDEEN. Very hardy and productive; good keeper; globe-shaped; fine quality. Lb., 50c; ½ lb., 40c; ¼ lb., 15c; oz., 10c; pkg., 5c.

For **ONION SETS**, see Page 10.

HERB SEEDS

Pkg., 5c.

- ANISE. Hardy annual.
- CARAWAY. Hardy biennial.
- CORIANDER. Hardy annual.
- DILL. Annual aromatic.
- HOREHOUND. Perennial
- ROSEMARY. Fragrant perennial.
- LAVENDER. Fragrant perennial.
- MARJORAM. (Sweet.) Perennial.
- SAGE. Large leaved, for flavoring.
- SUMMER SAVORY. For flavoring.
- THYME. Medicinal, perennial.
- WORMWOOD. Bitter, perennial. Much used in medicine.

Garden herbs are of much value for medicine, flavoring and perfumes, and are easily grown from seeds. Some of them should be in every garden.

GRASS SEEDS

Choicest, cleanest grades constantly on hand, and we take greatest care to have them free from any foul seeds. Small quantities sent **POSTPAID** by mail at following prices

- Timothy, Grass.....20c per lb.
- Red Top, Grass.....25c per lb.
- Kentucky Blue Grass.....30c per lb.
- Best Mixed Lawn Grass.....35c per lb.
- Red Clover30c per lb.
- Alsike Clover30c per lb.
- White Clover35c per lb.
- Orchard Grass30c per lb.

Bulk Grass Seeds in lots of 25 to 100 lbs. or more at lowest market rates. If in need of any by freight or express, write for lowest quotations, stating quantity of each kind you need.



PRICES—Packages, 5c; any six for 25c; any twelve for 50c; the whole collection of twenty-four kinds, 75c.



**ACCRO-
CLINIUM**

The most beautiful of everlasting flowers. Red and white mixed.



**ALYSSUM
SWEET**

Very fragrant white flowers. In bloom a long time. Easy to grow.


**AMMO-
BIUM**

Pure white; fine for bouquets if gathered before fully bloomed. Useful for funeral wreaths.



BALSAM

Camellia flowered. Double, mixed, brilliant colors. Very beautiful.



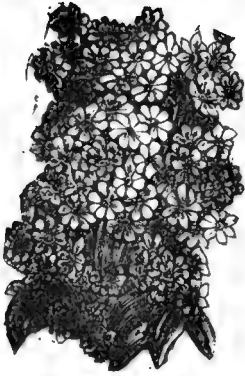
ASTERS

The finest varieties mixed. All colors. One of the most popular flowers. You will find them very choice.



**CARNATION
PINK**

Finest double mixed. Most magnificent of the pinks. All colors and shades.



FORGET-ME-NOT

Very popular, beautiful perennials; hardy enough to remain in open ground over winter.




HELICHRYSUM

Another of the everlasting or straw flowers; very large, strong, rich colored, double flower. Very easily grown.



MARIGOLD

African double, mixed. All colors; very showy; Easy to grow. An old-fashioned flower, much improved.




MIGNONETTE

Another old-fashioned favorite flower. No garden complete without it. Large spikes; very fragrant.




MORNING GLORIES

A well-known climbing annual of rapid growth and profusion of bloom. An old-time favorite.




NASTURTIUM Dwarf

Half - Hardy annual. Blooms very profusely all the season. Many brilliant colors mixed. Needs no trellis. 1 oz., 10c.



NASTURTIUM Tall

Beautiful annual; climber for trellises and arbors; of easy culture, bearing gorgeous colored flowers until killed by hard frosts. 1 oz., 10c.




PANSIES

Large flowering, mixed. All colors, shades and markings. Very choice seed.




PETUNIA

Mixed colors. Profusely blooming; hardy. In bloom till frost comes. Easy to grow anywhere.




**PHLOX
DRUMMONDI**

A beautiful showy annual. All colors, mixed; very brilliant.



POPPIES

Peony flowered. Mixed colors. Large and brilliant. Grow very quickly and easily. Make a fine show.



PORTULACA

Double and single mixed creeper, with bright colored flowers.



RHODANTHE

The most delicate of all the everlastings. Beautiful silky pendant flower. Pink and white mixed.



SALPIGLOSSIS

One of the most beautiful of flowering annuals, bearing many flowers of large size and many colors.




STOCKS

New German, mixed colors; long time in bloom; very pretty.



SWEET PEAS

Twenty new kinds, mixed; all colors; extra fine. 1 oz., 10c; ¼ lb., 30c.



VERBENA

Cholcest mixed. Blooms freely. Fine for bedding.



WALLFLOWER

Double; mixed colors. Hardy perennial, beautiful, fragrant; blooms profusely early in spring next year after planting, and continues to bloom for several years.



GLADIOLI.

Gladioli Bulbs

FOR SPRING PLANTING

Most bulbs should be planted in the fall, but these can be put out while you are making your garden in the spring. They thrive and bloom with the least care and attention, and at a time when other flowers are scarce, making a display which, for brilliancy and beauty of coloring, few bulbs can equal and none surpass.

Our collection is the result of several years' choice selections and Hybrid Seedlings of the best obtainable. From Groff's, Burbank's, and our own Superb Selected Seedlings.

PRICE—5c each; 50c dozen, postpaid. All Colors Mixed.

The Groff's Hybrid Gladiola Bulbs I bought of you were, without exception, the largest, richest, most delicately beautiful and rare, exquisite colors that I ever saw.

—Mrs. Anna Nelson, Pacific Co., Wash.

Roots

Asparagus—Conover's Colossal.

1-year roots, 25c per dozen; 75c per 50; \$1.00 per 100, postpaid
 2-year roots, 50c per dozen; \$1.00 per 50; \$2.00 per 100, postpaid

RHUBARB—Victoria.

1-year roots, 5c each, 50c per dozen, postpaid; \$4.00 per 100 by express or freight, at buyer's expense.

Vegetable Plants

Securely Packed with Moss at the Roots. By Mail, Postpaid.

	Per Doz.	Per 100.
TOMATO, EARLY RUBY AND EARLIANA —Transplanted.....	\$0.50	\$2.50
Smaller plants from seed bed (not transplanted).....	.25	1.25
CELERY, WHITE PLUME —Early plants from hot-bed.....	.20	.75
Later plants, after June 15th.....	.15	.50
CAULIFLOWER —Early, from hot-bed.....	.20	1.25
Late plants, after June 15th.....	.15	1.00
CABBAGE —Early Jersey Wakefield, wintered-over plants.....	.20	.75
Late Flat Dutch and Winningstadt, after June 15th.....	.15	.50


For price of early and late cabbage plants, by express or freight, by the 1,000, write, stating kinds and quantities wanted.

I had excellent luck last year with your Tomato Plants. They were certainly fine.
 B. Odell, King Co., Wash.

The plants you sent me are "O. K." Please send me a few more Tomato and Celery Plants.
 Mrs. J. Larl, Stevens Co., Wash.

“PLANET JR.” TOOLS FOR 1909

Space will not permit our showing and describing all of the “Planet Jr.” Tools, but we will send a fully illustrated catalogue free for the asking to any who desire it. Great improvements have been made and best steel used for 1909. My customers can rely on getting the bottom price from me on any of the “Planet Jr.” goods.

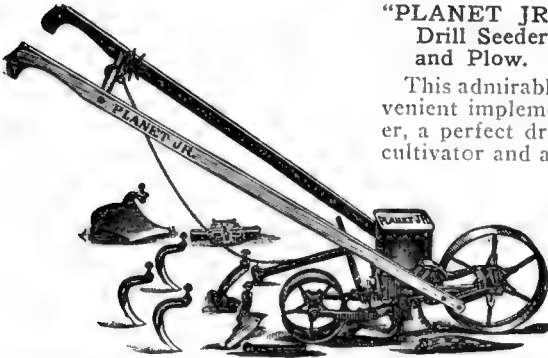


PLANET JR. NO. 6.

Combined Hill and Drill Seeder, Wheel Hoe, Cultivator and Plow.

This is the latest pattern of Planet Jr. Seeders, with larger wheel and improved feed and cut-off.


For better description, send for catalogue.



“PLANET JR.” No. 4, Combined Hill and Drill Seeder, Single Wheel Hoe, Cultivator and Plow.

This admirable tool combines in a single convenient implement a capital hill-dropping seeder, a perfect drill seeder, a single-wheel hoe, a cultivator and a plow. It holds three pints as a seeder, sowing in continuous rows, or dropping in hills at any distance. It is thrown out of gear by simply raising the handles. The index is accurate, simple and easily set. The drill is detached and the tool frame substituted by the removing but one bolt. It then

becomes a single-wheel hoe, garden plow or cultivator. It is useful almost every day of the season. We sell more of these than any other size.



“PLANET JR.” No. 25, Combined Hill and Drill Seeder and Double Hoe, Cultivator, Rake and Plow.

This can easily be changed from single-wheel seeder to double-wheel hoe, and is intended for gardeners who have a large enough acreage for a double-wheel hoe, and yet prefer not to buy a separate wheel hoe. As a drill it is almost identical with the No. 4 Drill, and as a wheel hoe it is the same as the No. 12 Double-Wheel Hoe. It is both tools combined.

SEND FOR SPECIAL PRICES ON ANY OF THE “PLANET JR.” TOOLS.

Planet Jr. No. 11 Double Wheel Hoe

THE BEST MADE TOOLS IN THE WORLD
FOR GARDENERS

Price according to the number of tools that go with it



Single Wheel Hoe

NO. 16

For those who prefer the Cultivating Tools separate from the seeder. They make garden work a pleasure.

GOOD BOOKS FOR FARMERS AND GARDENERS.

Sent by Mail, Postpaid, at the Prices Named.

EARLY TOMATO CULTURE—By J. F. Littooy: paper booklet; 25c. Tells how to grow tomato plants and ripen tomatoes on Puget Sound; gives a new and valuable system of training or pruning, which we have tested and found to be very successful. Tells how to make and manage hot-beds and cold frames, with much other valuable information.

CELERY FOR PROFIT—By T. Grenier: paper, 20c. The best methods of culture are described in this volume.

ONIONS—HOW TO GROW THEM PROFITABLY—By seventeen growers of experience. The best book on onions ever published. Paper; 20c.

HOW TO GROW CABBAGE—By Gregory. Full details for growing, keeping and selling cabbages. Paper; 30c.

CARROTS, MANGEL WURTZELS, Etc.—By Gregory. How to grow, harvest, keep and feed all kinds of farm roots for stock feeding. Paper; 30c.

GARDENING FOR PROFIT—By Peter Henderson. The best book on gardening ever written. No market gardener should try to do without it, and it will pay every farmer to read it. Cloth, 12mo.; profusely illustrated; \$1.50.

SMALL FRUIT CULTURIST—By Andrew S. Fuller. This book covers the whole ground of small fruits, their culture, varieties, packing for market, etc. It is very finely and thoroughly illustrated. Cloth, 12mo.; \$1.00.

PROFITS IN POULTRY—This excellent work contains the combined experience of a number of practical men in all departments of poultry raising. It is profusely illustrated and will be of much value to every poultry keeper. Cloth, 12mo.; \$1.00.

Any other books not found on above list will be supplied on receipt of the publisher's price. Address all orders to

A. G. TILLINGHAST, La Conner, Skagit Co., Wash.

Gardening on Puget Sound

I know of no place or country where Garden Vegetables can be more easily grown than on Puget Sound. Nor do I know of any place where the vegetables are larger or of better flavor. Cabbages, Cauliflower, Celery, Carrots, Beets, Parsnips, Salsify, Peas, etc., are especially tender, sweet and fine quality grown here. They can stand in the garden and be fit for the table for a much longer season than they can in the Eastern States or in hotter climates. Our Sweet Corn is green and tender nearly all the fall, and we do not need the late Evergreen kinds they have to grow for late use in the East. Our Peas and Beans also are fit for use for a long time before they ripen. And our Cabbages, Celery, Carrots, Parsnips, Salsify and Onion can stand out in the garden nearly all winter. So that there is hardly any day from the time that Rhubarb and Asparagus are ready in April till April comes again but we can find fresh vegetables ready for use in the garden.

In planning for your garden this year, provide for some of those hardy vegetables that can be left out all winter and be ready for use at any time, whether you have a good cellar or not.

HOW TO GROW CAULIFLOWER.

The secret of growing Cauliflowers is to keep them growing from the time the seed sprouts till the head is ready to cut. If the plant stops growing, or gets stunted at any time, it will never make a good head. The Cauliflower is much more tender and delicate than the Cabbage. A Cabbage plant may get checked in its growth, and yet be started again and do well; but not so with Cauliflower. They need richer soil and better cultivation than Cabbages. Start the plants in a rich seed bed, and do not let them get drawn or stand too long or get dried up in the plant bed. When large enough, take up carefully, the dirt with the roots, and set out $2\frac{1}{2}$ feet apart in rich, deep soil, and give good, clean cultivation. They need water when heading. As soon as a head is ready for use, cut it, and use or sell or give it away, for they will grow out and spoil for use in a few days after they are ready. This is a good country for Cauliflower growing. Use only good seed. Good Cauliflower seed is very expensive, and only the best is worth planting.

HOW TO GROW AND MANAGE CELERY.

A great many people fail at the start with their Celery in growing the plants. Celery seed comes up very slowly, and is weak and slow growing for a long time after it is up. It takes about three weeks for it to come up, and the weeds generally take it before it is large enough to weed out. Select a very rich place for your seed bed, as clean of weed seeds as you can find. Sow quite shallow and mix a few Radish seeds with the Celery seed. The radishes will come up and show in a few days, and you will know by them where the rows of Celery are and can cultivate between the rows before the Celery is up. After you can see the Celery plants you can pull out the Radishes, and you have got ahead of the weeds. As soon as the Celery plants are large enough to handle, transplant into another rich bed two or three inches apart each way. You thus get strong, stocky plants that have plenty of roots. The latter part of June, or the first part of July, set the plants out where they are to grow. It is not necessary to set in deep trenches as they used to do, but in shallow drills, six inches apart in the row, and the rows six feet apart, in order to get soil enough for hilling up for blanching. To grow large, crisp Celery, the ground should be very rich, and, if not moist, then water should be applied in dry weather. Sub-irrigation, or water from below, is the best, as in a peat or muck soil or very deep loam; but if that cannot be had, then surface irrigation will answer.

About three weeks before you want to use or sell the Celery, commence hilling up. Draw the stems and leaves with the hands upright around the central bud or

heart, and heap the dirt up around the plants, being careful not to let the dirt fall into or cover the central buds. Do not handle, cultivate or hill up Celery when wet, as it will cause it to rust. After it has grown up above the dirt, plow or shovel soil up against it again. Do not hill all of your Celery at one time, but a portion at a time at intervals of a week or ten days, so it will not all be ready for use at once, but will come along in succession as you need it. The White Plume and the Half-Dwarfs are the easiest grown and easiest blanched, as they do not need to be banked up so high as the tall-growing kinds. To have Celery for Christmas or New Years, start it later, and the fall rains will irrigate it for you and make it grow nicely for the holidays.

HOW TO GROW GREEN CORN.

Some people have found it difficult to grow Green Corn. True, it does not grow here quite so rapidly as back in the corn states, but with proper care you can get splendid results and have your table supplied with the best of Green Corn. Do not plant it till the ground is warm, if you have to wait till the first of May. Make the ground warmer by plowing in all the horse manure you can plow under, if your soil is not naturally of a warm nature.

Plant in hills, one-half inch deep, three feet apart, five or six kernels to the hill. Afterwards thin out to two stalks to the hill, and pull the suckers off when hoeing. Plant the Early Cory, if you have poor success with the late kinds. Never plant corn in long, single rows, but block it together in a square, or it will not get sufficiently fertilized with the pollen to fill out good. Plant the Cory and the Minnesota at the same time, and you will have a succession and have Green Corn till frost comes. It is worth growing just for the fodder to feed the cow. Green Corn is easily dried after cutting it from the cob, and will be nearly as good as the canned corn for winter use. It does not ripen and get too hard to eat as soon as it does in the East, so it is in season fit for use for a much longer time in our climate. For family use, we have for several years canned it in glass fruit jars with perfect success.

HOW TO GROW AND RIPEN TOMATOES.

Our climate in Western Washington is not the best one in the world to ripen Tomatoes. They are more easily grown in a hotter climate, but we have a long season between frosts, enabling us to enjoy our Tomatoes here for many weeks after our Eastern friends have had theirs spoiled by the September frosts. We should not plant the large, late varieties that are so generally grown in the East and South. The Early Ruby and the Earliana are much the best for us, as they are the earliest of any and do not rot on the vines, as other kinds are sure to do. The seeds should be sown early, in February or March, and the plants kept growing in the house or in the hot-beds, and not set out in the open ground until it is warm in May, and the danger of frosts is over. To keep them stocky, they should be transplanted as often as they get long stems. Set them slanting so you can cover the stems, and you will get more roots, which come out all along the plant, where the soil covers it. We sometimes transplant out twice before we put them where they are to grow, which makes three times transplanted, and when we set a tomato plant out in the garden or field we again lay it down and cover it well with soil, nearly to the top. We thus get age, stocky plants, and abundant roots. They grow rapidly, as soon as the weather is warm enough, and we have never yet failed to get plenty of ripe Tomatoes.

We give them plenty of room, three or four feet apart each way, so there will not be a crowded swamp of vines. Select a well-drained, warm place, not too rich soil, or the vines will grow too rank. If the soil is very poor, put a quart of well-rotted hen manure in each hill, mixing it well with the soil. This will be sufficient to get a good growth of vine and set a large crop of fruit, and the roots will by that time get into the poorer soil, the fertilizer being used up, the vines will stop growing so vigorously and the fruit will ripen up. Can up a liberal supply for family use in glass jars. You will find them much better than any you can buy in tins.

Winter Gardening on Puget Sound

In our mild climate we can enjoy fresh, growing vegetables of many kinds all winter. In selecting seeds and making the garden, you should bear this in mind and provide for those things that a little frost will not hurt, but actually improve.

Everyone knows that Parsnips are sweeter and better after being frozen in the ground, and you should not omit putting in plenty of them for winter and spring use.

Salsify is also a winter vegetable that any amount of freezing will not hurt. It is as good as oyster soup when it is properly cooked. Plant some and see if it does not pay to have it.

Carrots will stand a good deal of freezing when left in the ground, and are sweeter than from the pit or the cellar.

Turnips and Rutabagas are also at their best fresh from the garden, and, with the Carrots and a head of Cabbage, will make a fine boiled dinner at any time during our winter.

For winter use, Cabbage should be planted out late in July, so they will be just beginning to head in the fall. When soft and growing they will winter well.

Broccoli is very hardy and will stand much more freezing than Cauliflower or Cabbage. Set out the Autumn White Cape in June. It will head up during the winter and is most delicious eating in early spring.

Kale will make fine greens and frost will not hurt it. The Kale and the Cabbage will also be much enjoyed by the poultry when other green food is scarce.

A small bed of Parsley will be nice to garnish your Christmas or New Year's turkey, or other dishes, during the winter and early spring, and it will be as green and fresh as ever when dug out of the snow in our very coldest weather.

Radishes, sown late in the fall, will grow some all winter, and will be relished when brought in for the table.

Celery, with a little protection, can be kept best out in the garden, crisp and brittle, and be enjoyed nearly all winter, or while it lasts.

Potatoes can be left out undug and be brought in fresh from the ground when we want them. So here are a dozen different vegetables we can draw from our gardens here in Western Washington when our Eastern friends can hardly dig out their parsnips with a crowbar, their gardens being frozen up solid, generally from November to March.

For very early spring use, Onions can be sown in August and left in the bed, and will supply you with nice green onions earlier than spring-planted onion sets; or the sets can be put out in the fall and be ready for use earlier than if set out in the spring.

Also, Lettuce and Cabbage can be sown in September and the plants will be ready to set out very early in the spring. In fact, the wideawake gardener will have vegetables in his garden for the table and the market the year around.

Quantity of Seed Required to Plant One Acre.

Cabbage—4 ounces.

Carrot—2½ to 3 lbs.

Corn—8 to 10 lbs.

Mangel Beets—4 to 5 lbs.

Onions—4 to 5 lbs.

Turnips—and Rutabagas—2 lbs.

Northwest Horticulturist
Agriculturist and Dairyman

BOX 104

TACOMA, WASHINGTON

A recognized leader and practical guide for those engaging in Fruit Growing, Gardening, Dairying or other branches of the Farming Industry.

SEND FOR SAMPLE COPY AND ASK FOR COUPON.

BETTER FRUIT

ONLY EXCLUSIVE FRUIT PAPER IN AMERICA

Tells methods used in Oregon, Idaho, Washington and Colorado, where fruit growing clears \$500 to \$1,000 per acre.

If you want to learn these Western methods how to get better prices

SUBSCRIBE TO BETTER FRUIT

\$1.00 per year. Sample copies mailed free.

BETTER FRUIT PUBLISHING CO., Hood River, Oregon.

FRUIT AND POULTRY GO HAND IN HAND

(CUT OUT AND MAIL)

To the Northwest Poultry Journal, Salem, Ore.:
C. T. WILLIAMS, Editor and Manager.

Enclosed please find 10 cents for a three months' trial subscription to the Northwest Poultry Journal. If I do not stop it at that time you may continue to send it and I will pay 50 cents within six months for a year's subscription. If not paid till the end of the year the price will be 60 cents.

Name.....

City.....

State.....

It's the Biggest and Best in the whole Northwest.

THE RANCH

A JOURNAL OF THE
LAND AND HOME
IN THE NEW WEST.

Do you know that Mr. Walden, Horticultural editor of THE RANCH, is recognized by the standard fruit publications of other sections of the country as the chief authority in the Northwest upon the scientific problems of Horticulture ?

Isn't it worth 50 cents a year of your money to have an authority such as Mr. Walden write to you twice every month upon various subjects of vital interest in fruit growing ?

THE RANCH

419 Arcade Annex, Seattle.



YOU CAN HARVEST

More dollars from your poultry if you read your "home paper."

THE PACIFIC POULTRYMAN

Tells you how it's done in the Northwest, because it's written by successful Western poultry raisers.

50 CENTS PER YEAR.

The Pacific Poultryman, Seattle.



BE ONE OF THE PACIFIC HOMESTEAD'S FAMILY

If you are not a subscriber to the PACIFIC HOMESTEAD you are invited to become one. You will find it very helpful. It is full of general information for the farmer, fruit grower and breeder of all classes of stock. If you have not the \$1.00 handy, sign (in ink) and mail to us the following blank, when the paper will be mailed to you weekly :

....., 190...

To Pacific Homestead Co., Salem, Oregon:
Please send the Pacific Homestead to my address, as given below, for 12 months, for which I agree to pay \$1.00 within six months. (If not paid within six months the subscription price to the Pacific Homestead is \$1.25 per year.)

Name.....

Postoffice.....

State.....

SPECIAL OFFER



OUR FAMILY GARDEN COLLECTION

One Full 5c Package each of the thirty Choice Selected Vegetables pictured on this page

THIRTY PACKAGES, ALL FOR ONE DOLLAR



In ordering the above, simply say you want the Dollar Garden Collection, and we will send them all Post Paid for \$1.00, as follows:

- | | | |
|--|--|--|
| <p>Golden Wax, Bush—Beans.
 Old Homestead, Pole—Beans.
 Egyptian, Early—Beets.
 Long S. Blood, Late—Beets.
 E. J. Wakefield, Early—Cabbage.
 Winingstadt, Early—Cabbage.
 Flat Dutch, Late—Cabbage.
 Scarlet Horn, Early—Carrot.
 Ox Heart, Early—Carrot.
 Danvers, Late—Carrot.</p> | <p>Autumn Giant—Cauliflower.
 Kakamazoo—Celery.
 White Plume—Celery.
 White Spine, Early—Cucumber.
 Long Green, Late—Cucumber.
 The Cory, Early—Corn.
 The Hanson—Lettuce.
 Yellow Danvers—Onion.
 Red Wethersfield—Onion.
 American Wonder, Early—Peas.</p> | <p>Long Smooth—Parsnip.
 Stratagem, Late—Peas.
 F. Breakfast, Early—Radish.
 The Chartier, Late—Radish.
 American Yellow—Rutabaga.
 White Bush, Early—Squash.
 The Hubbard, Late—Squash.
 The Ruby, Early—Tomato.
 White Egg, Early—Turnip.
 Purple-Top Strap-Leaf—Turnip.</p> |
|--|--|--|

Or your own selection, any twenty-five 5c packages in this Catalogue for \$1.00; any twelve packages, 50 cents. These offers apply to packets only.

Cutting Cabbage Seed

in the Puget Sound Seed Gardens

