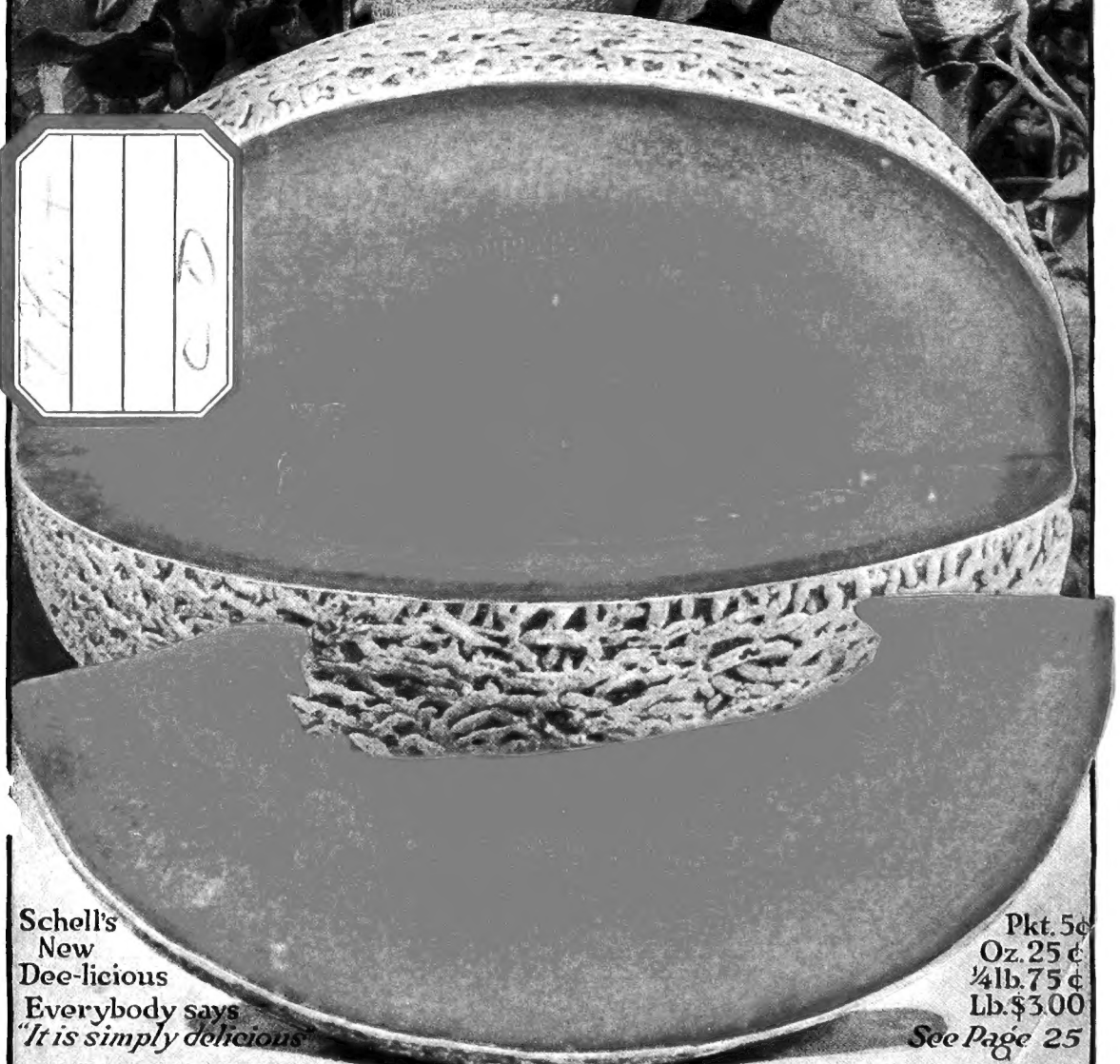


Schell's 1920 Quality Seeds

THEY GROW BETTER THEY YIELD BETTER
ABSOLUTELY THE BEST



Schell's
New
Dee-licious
Everybody says
"It is simply delicious"

Pkt. 5c
Oz. 25c
¼lb. 75c
Lb. \$3.00

See Page 25

WALTER S. SCHELL

1307-1309 Market St. **QUALITY SEEDS** Harrisburg, Penna.



Schell's New Yellow-Pod Bountiful

THE BEST OF ALL YELLOW-POD BEANS

I purposely have this valuable Bean as the *first* item in the catalogue, for I want everyone who has a garden, large or small, to grow **Yellow Bountiful** on my recommendation and you will thank me that I urged you to do so.

Write me what you think of it.

It produces many more Beans to the row than any other. The Beans are absolutely stringless at all stages of growth. They are long, thick, meaty, and have a distinctively rich Bean flavor.

Even the color of the pods adds to its value, as they are a most attractive, fresh, rich, clean yellow. The plants of my **Yellow Bountiful** are remarkably hardy and vigorous, the last to be affected by unfavorable weather

conditions, and this accounts for its ability to produce such an unusual quantity of pods. Market-gardeners who grew other varieties for years have found **Yellow Bountiful** more profitable, more

salable, more productive, and hardier than any other sort and that is why they are growing it exclusively now, and why not, when, by the same amount of work, planting the same quantity of seed as of other varieties, you get a crop of two to three times as many Beans of a quality unexcelled. I recommend it to you as positively the grandest of all yellow-pod dwarf or bush Beans. Be sure to include it in your order.

Pkt. 10 cts., 1/2pt. 20 cts., pt. 35 cts., qt. 70 cts., 2 qts. \$1.40, 4 qts. \$2.50, pk. \$4.50, bus. \$16

"We found your Yellow-Pod Bountiful to be the heaviest yielder we ever grew, and they are not so easily affected by bad weather as most varieties of Wax Beans."—GEO. R. MURDOCK & SON, Market-Gardeners.

"Your New Yellow-Pod Bountiful is the best Bean I ever grew."—MRS. ED. HUGHES.

*If you want the largest crop of the finest quality yellow Beans you ever grew, then plant
Yellow Bountiful*

Seeds
Dairy Supplies
Poultry Supplies

WALTER S. SCHELL
 They Grow Better **Quality Seeds** They Yield Better
 1307-1309 Market St., HARRISBURG, PA.

Farm Supplies
Garden Tools
Spray Pumps

Forward by { State on this line whether wanted } _____
 by Mail, Express or Freight

Your Name _____

Street Address (if any) _____

Post Office _____ R. D _____

County _____ State _____

Express or Freight Office _____

Do You Grow for Market? _____

Filled by _____
Date Filled _____
Shipped by _____

AMOUNT INCLOSED
 Post Office Money Order \$ _____
 Express Money Order . . . _____
 Bank Draft _____
 Cash, Notes and Silver . . . _____
 Postage Stamps _____
 Date _____ 1920

No.	✓	QUANTITY		DOLLARS	GENTS
1					
2					
3					
4					
5					
6					
7					
8					
9					
10					
11					
12					
13					
14					
15					
16					
17					
18					
19					
20					

Continue your order on the other side, if necessary

Schell's Quality Seeds for 1920 Are Ready for You at New Low Market-Gardeners' Prices



Down!

Yes, down go my prices on the entire list of garden seeds—Bean, Beet, Cabbage, Carrot, Sweet Corn, Onion, Radish—all except Peas, which are no higher but are a very short crop.

Down go my prices to practically those of the pre-war period.

The Reason for It is that all my crops, except Peas, were full "bumper" crops of the *finest quality*, thus giving me an abundance of seeds at the same cost as when securing only half or quarter of a crop.

This Means a Great Saving to You and will allow you to order more seeds, and grow more vegetables at a less cost and greater profit than last year.

Every Market Gardener, Every Farmer and Home Gardener should grow, this year, all the vegetables their land can be made to produce. Good prices are sure to be paid for food in 1920, and folks must have food. I know many market gardeners and farmers whom I urged to grow large crops of all kinds of vegetables last year and who did so, and as a result, made thousands of dollars more than they ever thought they could make.

There Is Sale for All the Vegetables You Can Grow. Therefore grow them

and find the buyers.

Why You Should Plant Schell's Quality Seeds in preference to any others—Because it is a well-known fact, established and proven by actual tests of gardeners and farmers in every part of the country, that **They Grow Better** and **They Yield Better**. Every year thousands of *new* customers send to me for their seeds because of the superior crops they found their neighbors were growing from planting Schell's Quality Seeds.

Thorough Vitality Tests Are Made of every kind of seeds. This means everything to you, for it insures you that the *quality* is the *best* and that the seeds *will germinate* and *grow perfectly* if soil and weather conditions, over which none of us have control, are not destructive after planting.

When You Plant

SCHELL'S QUALITY SEEDS

You Plant Absolutely the Best

SUGGESTIONS FOR ORDERING

Order Your Seeds at Once. Take time now to go carefully over the entire catalogue and send your order in. Time for planting will soon slip around and by ordering now you will have the seeds ready when you want to plant. Then, again, orders sent late in the season are likely to hear "sold out" on some varieties.

How to Send Cash. I prefer that you send either Post Office Money Order, Check, or Express Money Order for amounts above 50 cents, and stamps or Money Order for less amounts. I guarantee the safe arrival of all letters containing Money Orders, Checks, Express Money Orders, and also Registered Letters containing silver or notes. Better send Money Order and I will pay the cost of it. You may deduct the amount from your order or add other seeds for the amount. Your rural carrier or postmaster will make out the Money Order for you.

Write Plainly Your Name and Full Address, and if in making out the order you put a different name on the order sheet than the one we addressed the catalogue to, please advise us of it. For instance, if we sent the catalogue to "J. W. Jones" and you would send the order in with the name "Mrs. Mary R. Jones" please advise us on the bottom of the order that this has been done so we can keep our records correct.

GARDENERS when ordering your seeds, order also the Garden Tools that you need, Sprayers, Insecticides, Hotbed Sash and Mats; also Wizard Brand Sheep Manure, which makes all crops hustle.

FARMERS I call your attention to **Field Seeds** on pages 67-70. There are valuable suggestions regarding feed crops and ways to enrich poor land, that may be helpful to you, and I impress on you the importance of sowing the very best quality of pure, plump, well-developed field seeds of strong vitality, such as I offer you. Even though this better quality may cost you more, it will pay you in the crops. Send your order for Field Seeds with your Garden Seed order or send separately if you prefer. Be sure to order Schell's Big Yields Oats and Schell's Big Yellow Dent Corn. You will harvest many more dollars from every acre if you do.

Send Your Full Order Now for Schell's Quality Seeds and Have the Best Crops

(FOR VEGETABLE PLANTS AND PLANTING TABLE, SEE PAGE 53)

BEANS

Dwarf Yellow- or Wax-Podded

MRS. W. A. MILLER, Cumberland County says: "You have the best Beans that grow."

One quart will plant a row 100 feet long; about 1 1/4 bus. to the acre

HOW TO GROW DWARF or BUSH BEANS.—Make the rows 18 inches or 2 feet apart, and drop the beans 4 inches apart in the row. If the soil is warm and loose, plant 2 inches deep; if rather cold and wet, plant only 1 inch deep. Beans, especially the yellow-podded varieties, will rot very easily if planted when the soil is wet and the atmosphere is cold. If you do not want to run the risk of replanting them, do not plant your beans until the soil is warm. Cultivate often but never when the plants are wet, as this brings on rust. Pick the beans as fast as they become fit for use; this makes them bear longer.

Yellow-Pod Bountiful. The best of all Yellow-Podded Beans. (See inside front cover page.)

Davis Kidney Wax. White seed. The pods are straight and flat, a rich golden yellow, and have the most delicious flavor. One of the best for market. It is very tender if used when young. Not entirely stringless. Pkt. 5 cts., pt. 30 cts., qt. 60 cts., 2 qts. \$1.20, 4 qts. \$2.25, pk. \$3.75, bus. \$14.

Improved Rust-Proof Golden Wax. Splendid for market or home garden. Pods of excellent quality; half-round, averaging 4 to 5 inches long, and are stringless. Matures in 50 days. (See illustration below.) Pkt. 5 cts., pt. 30 cts., qt. 60 cts., 2 qts. \$1.20, 4 qts. \$2.25, pk. \$3.75, bus. \$14.


Wardwell's Kidney Wax. The pods are long, flat, thick, stringless and brittle; very popular with large gardeners. A heavy yielder. It does not rust so readily as some yellow-pod varieties. Ready to pick about 50 days from planting. Pkt. 5 cts., pt. 30 cts., qt. 60 cts., 2 qts. \$1.20, 4 qts. \$2.25, pk. \$3.75, bus. \$14.

Saddleback Wax. Beautifully curved, round, yellow pods; tender, stringless and of delicious flavor. Pkt. 5 cts., pt. 30 cts., qt. 60 cts., 2 qts. \$1.20, 4 qts. \$2.25, pk. \$3.75, bus. \$14.

Stringless White Wax. Half-round pods, stringless and very prolific. White seed. Pkt. 5 cts., pt. 30 cts., qt. 60 cts., 2 qts. \$1.20, 4 qts. \$2.25, pk. \$3.75, bus. \$14.

Brittle Wax. Very similar to Round-Pod Kidney Wax. Pkt. 5 cts., pt. 30 cts., qt. 60 cts., 2 qts. \$1.20, 4 qts. \$2.25, pk. \$3.75, bus. \$14.

Currie's Rust-Proof Golden Wax. Black seed. Straight, flat pods 5 inches long; rich, light golden yellow. Pkt. 5 cts., pt. 30 cts., qt. 60 cts., 2 qts. \$1.20, 4 qts. \$2.25, pk. \$3.75, bus. \$14.



Pencil-Pod Black Wax Beans


Perfectly round pods, stringless and very tender

Pencil-Pod Black Wax. Vines very vigorous and branching; very productive. Pods are bright yellow, stringless, long, straight, round like a pencil, tender, and of most delicious quality. Ready to pick about 52 days from planting. This variety is far superior to the old Prolific Black Wax and should be planted in its stead. Pkt. 5 cts., pt. 30 cts., qt. 60 cts., 2 qts. \$1.20, 4 qts. \$2.25, pk. \$3.75, bus. \$14.

Hodson Wax. A late maturing variety, heavy foliage, practically rust and blight proof. Stringless if used when young. Pkt. 5 cts., pt. 30 cts., qt. 60 cts., 2 qts. \$1.20, 4 qts. \$2.25, pk. \$3.75, bus. \$14.

Sure-Crop Stringless Wax. Very early. Stringless and a good yielder. Pkt. 5 cts., pt. 30 cts., qt. 60 cts., 2 qts. \$1.20, 4 qts. \$2.25, pk. \$3.75, bus. \$14.

Round-Pod Kidney Wax. Long, round, stringless pods. Very heavy bearer, and the quality extra fine. Pods are 6 to 7 inches long. Matures in about 55 days. Do not plant too early, for the seed is very tender and will rot quicker than any other yellow Bean. Pkt. 5 cts., pt. 30 cts., qt. 60 cts., 2 qts. \$1.20, 4 qts. \$2.25, pk. \$3.75, bus. \$14.



These crops, grown from my Pure Bred Seed, are as superior in quality as pure-bred live-stock is to ordinary stock

Improved Rust-Proof Golden Wax Beans grown from my high quality Seed.

• THEY GROW BETTER • THEY YIELD BETTER •



A few acres **Green-Pod Bountiful Beans** just ready to pick—loaded down with pods. Grown by James Librandi, market-gardener

BEANS, Green-Podded, Dwarf or Bush

Grow
More
Beans

SEE CULTURAL DIRECTIONS ON PAGE TWO

All my Seed Beans are of highest quality, hand-picked, pure stock and the vitality proved. They grow better—they yield better

Bountiful. Very fine quality; long, flat, stringless pods. An enormous yielder. Extra early; ready for market six weeks from planting. Plant this for your green-pods and the new Yellow Pod Bountiful for yellow, and you will have two of the best crops you ever grew. Pkt. 5 cts., pt. 25 cts., qt. 45 cts., 2 qts. 90 cts., 4 qts. \$1.65, pk. \$3.25, bus. \$12.50.

Black Valentine. Long, straight, green round pods of excellent quality. Is extra early; a heavy yielder; fine for either early or late planting. Pkt. 5 cts., pt. 25 cts., qt. 45 cts., 2 qts. 90 cts., 4 qts. \$1.65, pk. \$3.25, bus. \$12.50.

Extra-Early Red Valentine. The old favorite Valentine Bean. Extra-early; round-podded; good quality, and of fine flavor. Shows a few strings when young. About 50 days from planting to picking. Pkt. 5 cts., pt. 25 cts., qt. 45 cts., 2 qts. 90 cts., 4 qts. \$1.65, pk. \$3.25, bus. \$12.50.

Hodson Green-Pod. The strong, sturdy plants, 2½ feet high, bear enormous quantities of long, meaty pods, measuring 7 to 8 inches in length. Exceptionally tender and brittle, and if picked before too old they are


Hodson Green-Pod, Continued

stringless and of the finest quality. They mature about two weeks after the extra-early varieties. Thin out to 6 inches in the rows on account of their great size. Pkt. 5 cts., pt. 25 cts., qt. 45 cts., 2 qts. 90 cts., 4 qts. \$1.65, pk. \$3.25, bus. \$12.50.

Giant Stringless Valentine. Matures about a week later than Red Valentine. Pods are round, very long, meaty and entirely stringless when young or old; of excellent quality. Pkt. 5 cts., pt. 25 cts., qt. 45 cts., 2 qts. 90 cts., 4 qts. \$1.65, pk. \$3.25, bus. \$12.50.

New Stringless Green Refugee. This New Refugee is **entirely stringless** and possesses all the good features of the old Refugee. Try it this year for late crop. Pkt. 5 cts., pt. 25 cts., qt. 45 cts., 2 qts. 90 cts., 4 qts. \$1.65, pk. \$3.25, bus. \$12.50.

Extra-Early Refugee. Similar to Refugee or 1,000-to-1, with all its superior qualities, but matures fully two weeks earlier. Pkt. 5 cts., pt. 25 cts., qt. 45 cts., 2 qts. 90 cts., 4 qts. \$1.65, pk. \$3.25, bus. \$12.50.



Wonderful crops with tremendous yields of Bountiful Beans are reported to us by our customers constantly. These were grown by Mr. E. C. Hiller, market-gardener—he plants my Quality Seeds because he says *They Grow Better—They Yield Better*



Another evidence that it pays to plant my High Quality Seeds—a big crop of Stringless Green-Pod Beans

BEANS, GREEN-PODDED, DWARF, or BUSH, continued

Burpee Stringless Green-Pod. Absolutely stringless; round pods; extra fine. Good yielder, ready for picking about 45 days after planting. This is a great favorite of market-gardeners everywhere. Its fine quality keeps it in lasting favor. All should grow it. Pkt. 5 cts., pt. 25 cts., qt. 45 cts., 2 qts. 90 cts., 4 qts. \$1.65, pk. \$3.25, bus. \$12.50.

Longfellow. Produces very long, round, tender pods averaging 5½ to 6½ inches in length. Fine quality and a good yielder. It is stringless when young, but shows some strings if not picked early. Ready to pick about 52 days after planting. Pkt. 5 cts., pt. 25 cts., qt. 45 cts., 2 qts. 90 cts., 4 qts. \$1.65, pk. \$3.25, bus. \$12.50.

Refugee, or 1,000-to-1. One of the most prolific, dwarf, Green-podded Beans. Plants grow about 15 to 18 inches high. Pods are 6 to 7 inches long and round; are very tender and meaty. A great favorite for canning purposes. Not entirely stringless. Late grower, requiring about 70 days to mature. An immense yielder. The New Stringless Green Refugee is superior to this in quality because of being stringless, and I recommend it in preference to this. Pkt. 5 cts., pt. 25 cts., qt. 45 cts., 2 qts. 90 cts., 4 qts. \$1.65, pk. \$3.25, bus. \$12.50.

Fordhook Favorite. This is a white-seeded, stringless green-pod. It is tender, prolific, round-podded, early, and has all the good qualities of the brown-seeded variety. Pkt. 5 cts., pt. 25 cts., qt. 45 cts., 2 qts. 90 cts., 4 qts. \$1.65, pk. \$3.25, bus. \$12.50.


SOUP or SHELL BEANS

White Marrowfat, or Soup Bean. Dwarf. Shelled and dried for winter use. Every farmer should grow a good patch of these for winter marketing. Plant them in the garden or along the outer row of your corn or anywhere, for you can sell Soup Beans any time. Everybody uses them. It is a good, profitable crop to grow. Pkt. 5 cts., pt. 25 cts., qt. 45 cts., 2 qts. 90 cts., 4 qts. \$1.65, pk. \$3.25, bus. \$12.50.


White Navy Bean. Also called Pea Bean or Snow Flake. This is smaller in size than the White Marrowfat but has an excellent flavor and is being grown in enormous quantities. It should be grown both for market and home consumption, One-half to one bushel per acre is required, depending on whether the rows are 2 or 3 feet apart. Pkt. 5 cts., pt. 25 cts., qt. 45 cts., 2 qts. 90 cts., 4 qts. \$1.65, pk. \$3.25, bus. \$12.50.

Red Kidney Soup Bean. An old variety; very popular. Seed is red, plant grows dwarf. Pkt. 5 cts., pt. 25 cts., qt. 45 cts., 2 qts. 90 cts., 4 qts. \$1.65, pk. \$3.25, bus. \$12.50.

White Kidney. This is another good variety for baking or for soup. The Beans are white and larger than either the navy or White Marrowfat. Pkt. 5 cts., pt. 25 cts., qt. 45 cts., 2 qts. 90 cts., 4 qts. \$1.65, pk. \$3.25, bus. \$12.50.



Stringless Green-Pod—round, stringless, tender pods. A variety all should grow



FORDHOOK BUSH LIMAS. One of the very best—note how they yield. The plants stand very erect, never prostrate or running, and are filled with many clusters of pods. The beans are very thick, meaty, and of delicious flavor. It is ready for use a week earlier than other dwarf Limas and bears fully a third more pods. My Fordhook Limas are pure stock, excellent quality. Grow more Limas, plant the best, Schell's Quality Seeds, and have a big crop. Last year I was fortunate to have a large crop of these and sold hundreds of bushels of them. The quality, as usual, was *extra fine* and this brought many letters from my customers which I do not have space to print, although I would like you to read them. One very large grower of Limas wrote: "The Fordhook Bush Limas you sent me were positively the finest Fordhooks I ever received from any grower." Pkt. 10 cts., ½ pt. 20 cts., pt. 40 cts., qt. 80 cts., 2 qts. \$1.60, 4 qts. \$2.50, pk. \$4.75, bus. \$18. (For other Limas see page 6.)

Mrs. W. A. MILLES, Cumberland County, says: "You have the best Beans that grow."

"Never had such a crop of Lima Beans. Your Fordhook is certainly a great yielder."—JOSEPH MANN, Dauphin County.

Dwarf or Bush Lima BEANS

My Lima Bean seed is extra fine—far superior to the ordinary stock sold for seed

HOW TO GROW THEM.—Make the rows 2 feet apart and give each plant 12 inches of space. If the soil becomes hard or crusted, keep it broken up, or your Limas will never come up. Do not plant Limas until the soil is warm, about May 15 in this latitude. One quart will plant 150 feet of row; 20 to 24 quarts to the acre. Plant with the eye down.

Burpee Improved Bush Lima. Fine-flavored; big, broad, "meaty" Beans. The sturdy bushes grow 20 to 24 inches high. It is an enormous yielder, bearing in close clusters as many as eleven pods, and the pods containing three, four, and five Beans, more containing five than three. The Beans are very much larger and nearly twice as thick as the old Burpee Bush Lima, and they mature a week earlier. Pkt. 10 cts., ½pt. 20 cts., pt. 40 cts., qt. 80 cts., 2 qts. \$1.60, 4 qts. \$2.50, pk. \$4.75, bus. \$18.

Burpee Bush Lima. The bushes grow about 20 inches high, are very prolific and the Beans are as large as the large pole Limas. The new Burpee Improved Bush Lima is, however, a vast improvement over this variety. See the description of it. Pkt. 10 cts., ½pt. 20 cts., pt. 35 cts., qt. 65 cts., 2 qts. \$1.30, 4 qts. \$2.25, pk. \$4, bus. \$15.


Fordhook Bush Lima. The plants stand erect like little trees (never prostrate or running) and the pods, borne in clusters of four to eight, are filled tightly with big, thick, delicious, potato-like Beans of very fine flavor. (See illustration page 5.) Pkt. 10 cts., ½pt. 20 cts., pt. 40 cts., qt. 80 cts., 2 qts. \$1.60, 4 qts. \$2.50, pk. \$4.75, bus. \$18.

Dreer's Bush Lima. The Beans are thick, sweet, and very richly flavored. Pkt. 10 cts., ½pt. 20 cts., pt. 40 cts., qt. 80 cts., 2 qts. \$1.60, 4 qts. \$2.50, pk. \$4.75, bus. \$18.

Henderson's Bush Lima. Small Beans, but very tender and of exquisitely rich, buttery, Lima flavor, whether used green or dried for winter. Pkt. 10 cts., ½pt. 15 cts., pt. 30 cts., qt. 60 cts., 2 qts. \$1.20, 4 qts. \$2, pk. \$3.75.

POLE LIMA BEANS

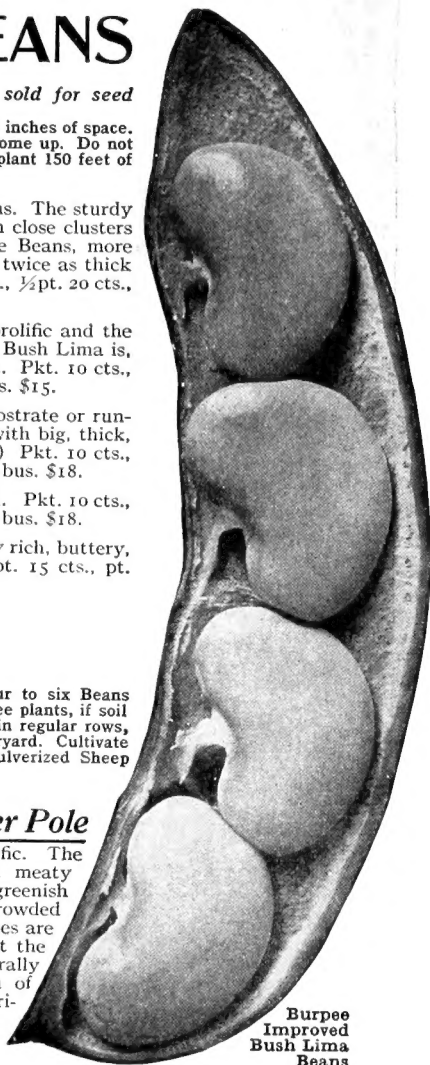
HOW TO GROW THEM.—About the first to the middle of May, plant four to six Beans around poles 8 to 10 feet high, setting the poles 4 feet apart each way. Thin to three plants, if soil is rich. They may also be grown on trellis or poultry wire; for this method plant in regular rows, two or three Beans every 15 inches. Poles may readily be obtained at any lumberyard. Cultivate often (not when plants are wet) and top-dress occasionally with Wizard Brand Pulverized Sheep Manure, working it into the soil.



Schell's New Wonder Pole Lima Beans
The whole plant is loaded full of big, thick beans of the richest flavor

Schell's New Wonder Pole

Lima. Wonderfully prolific. The big, broad, thick, meaty Beans, holding their fresh greenish color, even when dried, are crowded tightly in the pods. The vines are so tremendously prolific that the handsome pods seem literally crammed on to every inch of the branches. Plant this variety on my recommendation. Pkt. 10 cts., ½pt. 20 cts., pt. 40 cts., qt. 80 cts., 2 qts. \$1.60, 4 qts. \$2.50, pk. \$4.75, bus. \$18.



Burpee Improved Bush Lima Beans

Big, broad, thick Beans with delicious flavor. Grow more Limas; it pays

King of the Garden Pole Lima. Very prolific and the quality is very fine. The pods usually contain five or six very large Beans. Pkt. 10 cts., ½pt. 20 cts., pt. 35 cts., qt. 65 cts., 2 qts. \$1.30, 4 qts. \$2.25, pk. \$4, bus. \$15.

Dreer's Improved Pole Lima. (Potato Lima). The Beans are medium size, very thick and of excellent quality. The vines are very productive. Pkt. 10 cts., ½pt. 20 cts., pt. 35 cts., qt. 65 cts., 2 qts. \$1.30, 4 qts. \$2.25, pk. \$4, bus. \$15.

Extra-Early Jersey Lima. Quite early. Pods contain three or four large Beans. Pkt. 10 cts., ½pt. 20 cts., pt. 35 cts., qt. 65 cts., 2 qts. \$1.30, 4 qts. \$2.25, pk. \$4, bus. \$15.

Large White Lima. Similar to King of the Garden Pole Lima. Pkt. 10 cts., ½pt. 20 cts., pt. 35 cts., qt. 65 cts., 2 qts. \$1.30, 4 qts. \$2.25, pk. \$4, bus. \$15.

Truckers' Delight. An extra-early, large, white Lima of excellent quality; very profitable for those who grow for market, because of its earliness. Pkt. 10 cts., ½pt. 20 cts., pt. 35 cts., qt. 65 cts., 2 qts. \$1.30, 4 qts. \$2.25, pk. \$4, bus. \$15.

Early Leviathan. Early and very large. The pods hang thick, five to ten in a cluster, with either four, five, or six large Beans in each pod. Pkt. 10 cts., ½pt. 20 cts., pt. 35 cts., qt. 65 cts., 2 qts. \$1.30, 4 qts. \$2.25, pk. \$4, bus. \$15.

POLE or CORN BEANS



HOW TO GROW THEM.—One quart will plant 150 hills; about 12 quarts to the acre. Do not think of hurrying your crop by too early planting or you may have a failure—the seed will rot readily if the soil is cold and wet. Wait until the soil is thoroughly warmed. Use 8-foot poles, placing them 4 feet apart in the rows each way. Plant five or six beans around each pole; let three of the best plants stand. They may also be grown in rows and supported by wire or along a wire fence; plant the seed two feet apart for this method. Top-dress with good fertilizer or manure, working it in as you cultivate. Wizard Brand Pulverized Sheep Manure makes all plants hustle. We have it.

GREEN-POD POLE BEANS

Lazy Wife. Broad, thick, fleshy, green pods, entirely stringless. Pods average 6 inches and are borne in great abundance. The white Beans may be used as soup Beans if allowed to dry in the pods. Pkt. 10 cts., ½pt. 20 cts., pt. 35 cts., qt. 65 cts., 2 qts. \$1.30, 4 qts. \$2.25, pk. \$4, bus. \$15.

Old Homestead, or Kentucky Wonder. One of the earliest Green-podded Pole Beans, and of the finest quality. Pods are round, stringless, and average 8 to 10 inches in length. A very heavy yielder, and if the pods are gathered early, the vines will continue to bear until the end of the season. Pkt. 10 cts., ½pt. 15 cts., pt. 30 cts., qt. 60 cts., 2 qts. \$1.20, 4 qts. \$2, pk. \$3.75, bus. \$14.

Old-fashioned Sickle Pole Bean. One of the best quality; well known to all farmers and gardeners. The seed is gray, with black stripes; the pods long, meaty and stringless. Very heavy yielder. Pkt. 10 cts., ½pt. 20 cts., pt. 40 cts., qt. 80 cts., 2 qts. \$1.60, 4 qts. \$2.50, pk. \$4.75, bus. \$18.

Horticultural, or Cranberry. Sometimes called Bird's Egg. Long, round, thick pods. Pkt. 10 cts., ½pt. 15 cts., pt. 30 cts., qt. 60 cts., 2 qts. \$1.20, 4 qts. \$2, pk. \$3.75, bus. \$14.

White Creaseback. An early Green-podded Pole Bean. The pods grow in clusters and are from 5 to 6 inches in length, perfectly round and stringless. The white seed is excellent for winter use. Pkt. 10 cts., ½pt. 15 cts., pt. 25 cts., qt. 50 cts., 2 qts. \$1, 4 qts. \$1.75, pk. \$3.25, bus. \$12.

White Sickle. Long, curved, fleshy pods of excellent quality, stringless, earlier than most. The seed is white, which makes it also valuable for winter use when dried. Pkt. 10 cts., ½pt. 20 cts., pt. 35 cts., qt. 65 cts., 2 qts. \$1.30, 4 qts. \$2.25, pk. \$4, bus. \$15.

Yard-Long Bean. A variety imported from Japan. It is very interesting to grow as a novelty. The pods are from 3 to 4 feet in length. It is not recommended to grow for profit. Grow it "for fun." Pkt. 10 cts.

Jordan's Stringless Self-Drier Pole Bean. Green-podded, entirely stringless, very hardy and prolific, small round white seed similar to Lazy Wife, but smaller and more round. The pods may be dried and used in winter as a green Bean. Pkt. 10 cts., ½pt. 20 cts., pt. 35 cts., qt. 65 cts., 2 qts. \$1.30, 4 qts. \$2.25, pk. \$4.

YELLOW-POD POLE BEANS

Early Golden Cluster Wax. Large, flat, yellow pods, borne in clusters very profusely; stringless and very tender. Pkt. 10 cts., ½pt. 20 cts., pt. 40 cts., qt. 80 cts., 2 qts. \$1.60, 4 qts. \$2.50, pk. \$4.75, bus. \$18.

Black Wax Pole. Handsome yellow pods, borne profusely; finest quality. Pkt. 10 cts., ½pt. 20 cts., pt. 40 cts., qt. 80 cts., 2 qts. \$1.60, 4 qts. \$2.50, pk. \$4.75, bus. \$18.

Yellow-podded Old Homestead. This variety has all the good qualities of the green-podded variety of the same name, yet is a Yellow-pod Bean. The plants are covered with beautiful, long, golden yellow, stringless pods. Pkt. 10 cts., ½pt. 20 cts., pt. 35 cts., qt. 65 cts., 2 qts. \$1.30, 4 qts. \$2.25, pk. \$4, bus. \$15.

ASPARAGUS

HOW TO GROW ASPARAGUS.—One ounce of seed will produce about 200 plants; 4 to 5 lbs. to the acre. I will furnish a special Leaflet with full directions for preparing the bed, how to set the roots, etc., free to all my customers who ask for it. Asparagus is a very profitable crop to grow. Roots should be planted early in the spring.

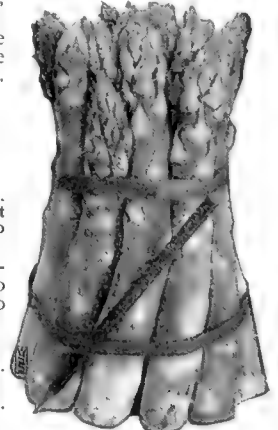
Clemson's Tenderheart. A variety of exceptional value. Its size, tenderness, quality and high flavor make this superior to any other variety. We urge all lovers of this delicious vegetable, as well as those who grow it for market, to order at once. Pkt. 10 cts., oz. 30 cts., ¼lb. \$1, lb. \$3.

Conover's Colossal. Pkt. 5 cts., oz. 10 cts., ¼lb. 25 cts., lb. 75 cts.

Barr's Mammoth. Large-stemmed, green variety. Pkt. 5 cts., oz. 10 cts., ¼lb. 25 cts., lb. 75 cts.

Palmetto. Early; prolific; light green; very tender, large, and disease-resisting. Pkt. 5 cts., oz. 10 cts., ¼lb. 25 cts., lb. 75 cts.

Strong two-year-old roots of the above three kinds of Asparagus, 20 cts. per doz. (postpaid, 25 cts.), 75 cts. per 100 (postpaid, \$1), \$6 per 1,000.



Clemson's Tenderheart Asparagus



SCHELL'S Black Knight Beet

Positively no other Beet to compare with it. It is in a class by itself—all gardeners who grow it say so.

This is the Beet I want you to be sure to order. It is the best Beet for all seasons. A most valuable variety to grow for early, second crop, successive plantings, and for late planting for winter use. We supply thousands of pounds of seed of my Black Knight Beet to market-gardeners everywhere, and they all claim it is the best of all good Beets.

Its color is the *deepest black-red* all the way through, as shown in this color photograph, which is an exact reproduction of the original Beets as grown from my seeds by Mr. and Mrs. Daniel Martz, of Dauphin County. They grow and sell Black Knights all season through.

The Beets are of very superior quality, in addition to their rich black-red color. They are highly flavored, deliciously crisp, tender, and sweet; very smooth, clean, and of uniform shape and size. When sown early, or at the same time as the Extra-Early Harrisburg Market, it follows it closely. I recommend it highly.

F. M. BEST, says:—"They sell themselves and bring folks back. We always sell all we can haul as quickly as we can handle them. Black Knight is the Beet for us."

Pkt. 5 cts.; oz. 15 cts.; ¼lb. 45 cts.; ½lb. 75 cts.; lb. \$1.50; 5 lbs. \$7; 10 lbs. \$12.50

BEETS

My high-quality Beet seed produces a very uniform and perfect crop. Remember, the vitality of all my seed is tested; that is one reason why they grow better.

HOW TO GROW BEETS.—Sow the seed as soon as the ground can be properly worked. Be sure to work in Wizard Brand Pulverized Sheep Manure (we have it) or some other good fertilizer. Make the rows 12 inches apart for hand cultivation; cover the seed 1 inch; thin out the plants to stand 3 or 4 inches in the row; cultivate often; keep clean of weeds. Successive plantings may be made every 3 weeks until August 1. You will then have Beets all summer, with the last crop for winter use. At this last planting put out all you can to provide for your own use, for canning, and for selling all winter. This is one of the important crops so necessary to provide for winter vegetables. One ounce will sow a row of 50 feet; 5 or 6 pounds to the acre.

Harrisburg Market Extra-Early. The favorite early Beet of the market-gardener. Extra early; dark red; shape medium between a globe and a flat. This is my choice for extra early, or first in the market. Pkt. 5 cts., oz. 20 cts., $\frac{1}{4}$ lb. 50 cts., lb. \$1.50.

Early Model. Extremely early, of perfect globe-shape and finest in quality. Smooth and of the deepest blood-red. Pkt. 5 cts., oz. 15 cts., $\frac{1}{4}$ lb. 45 cts., lb. \$1.25.

Eclipse. Small but grows remarkably quick. This and its very fine quality, round shape and deep red color make it a favorite for the market-gardener. Pkt. 5 cts., oz. 15c., $\frac{1}{4}$ lb. 45c., lb. \$1.25.

Edmand's Blood Turnip.

One of the best varieties to follow the extra-early varieties and for late crop. Should be planted at the same time to mature just after the extra early. The shape is round; color deep red. The Beets mature very uniformly, and are fine-flavored and tender. Pkt. 5 cts., oz. 15 cts., $\frac{1}{4}$ lb. 45 cts., lb. \$1.25.

Ten dollars will plant an acre of Beets, which will yield a crop of several hundred dollars.



Crosby's Improved Egyptian Beets

This Beet has been a favorite a long time, and one of the finest extra-early Beets.

Crimson Globe. Medium-sized, smooth; rich, dark red; tops small. This Beet has become very popular, and is coming into favor with our market-gardeners more every year. Pkt. 5 cts., oz. 15 cts., $\frac{1}{4}$ lb. 45 cts., lb. \$1.25.

Crosby's Improved Egyptian. One of the earliest Beets in cultivation; deep dark red; of excellent quality and extra-fine flavor. Small tops, making it a good forcer. A profitable market sort. Pkt. 5 cts., oz. 15 cts., $\frac{1}{4}$ lb. 45 cts., lb. \$1.25.

Half-Long Blood. The root is a rich, dark red, very sweet, crisp and tender; does not become woody. It is very smooth and handsome. A good keeper. A half-long Beet makes a good winter variety. It is always salable. Pkt. 5 cts., oz. 15 cts., $\frac{1}{4}$ lb. 45 cts., lb. \$1.25.



Edmand's Blood Turnip Beet

An especially good keeper. Many of my market-gardener customers grow Edmand's for their winter crop.

Schell's Deep Blood Turnip Beet

This early, globe-shaped Beet, of excellent quality, is especially esteemed on account of its dark red color, which extends entirely through the Beet, and without the light-colored rings seen in some varieties. The medium-size Beets are smooth and handsome, and are now being largely used for canning as well as for the home-garden and market. Pkt. 5 cts., oz. 20 cts., $\frac{1}{4}$ lb. 50 cts., lb. \$1.50.

Long Smooth Blood-Red. The best of all long Beets. Pkt. 5 cts., oz. 15 cts., $\frac{1}{4}$ lb. 45 cts., lb. \$1.25.

Dewing's Blood Turnip. Roots are dark red; good keeper. Pkt. 5 cts., oz. 15 cts., $\frac{1}{4}$ lb. 45 cts., lb. \$1.25.

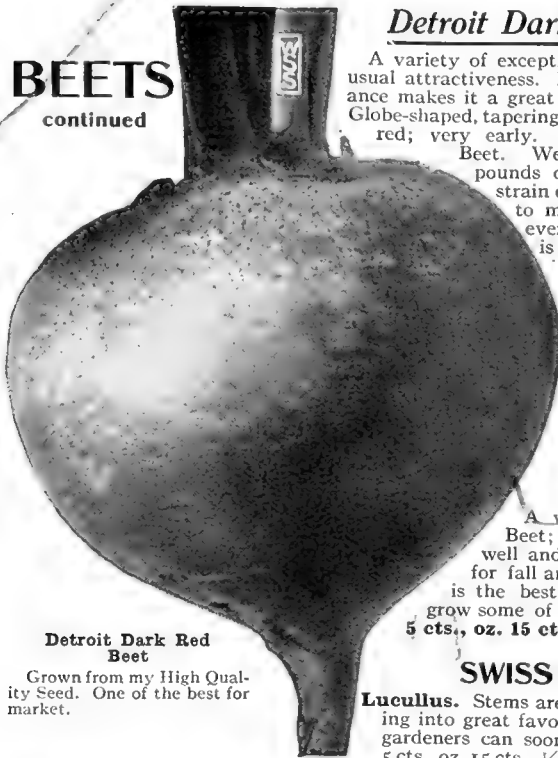
Surprise. Shaped like a top. Roots are a good size for bunching; smooth, deep red; very tender and sweet; makes a very desirable second-early. Pkt. 5 cts., oz. 15 cts., $\frac{1}{4}$ lb. 45 cts., lb. \$1.25.



Schell's Deep Blood Turnip Beet

An excellent second-early sort. Flesh dark red. You'll like it.

BEETS
continued

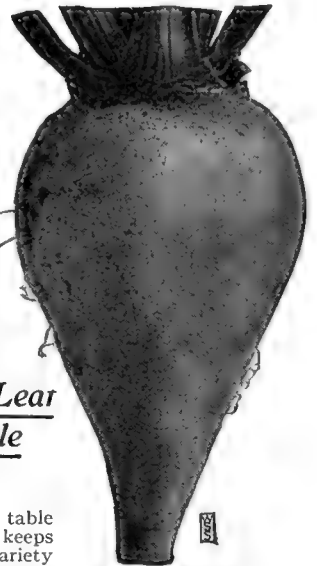


Detroit Dark Red Beet

Grown from my High Quality Seed. One of the best for market.

Detroit Dark Red Beet

A variety of exceptional quality and unusual attractiveness. Its handsome appearance makes it a great seller on the market. Globe-shaped, tapering slightly; smooth; dark red; very early. A good general-crop Beet. We sell thousands of pounds of seed of our fancy strain of this popular variety to market-gardeners everywhere. If Detroit is one of your leaders, plant my seed this year and have the best. **Pkt. 5 cts., oz. 15 cts., 1/4lb. 45 cts., lb. \$1.25.**



Lutz's Green-Leaf Winter Table Beet
An excellent keeper. Very dark red.

Lutz's/Green-Leaf Winter Table Beet

A very large, dark red, table Beet; tender and sweet; keeps well and is a most desirable variety for fall and winter use. For slicing it is the best variety. Everyone should grow some of these for winter use. **Pkt. 5 cts., oz. 15 cts., 1/4lb. 45 cts., lb. \$1.25.**

SWISS CHARD BEET, or SEA KALE

Lucullus. Stems are cooked as a salad or pickled. This vegetable is coming into great favor, as it is being grown more extensively, and market-gardeners can soon build up a strong demand for it. Grow it! **Pkt. 5 cts., oz. 15 cts., 1/4lb. 45 cts., lb. \$1.25.**

MANGEL-WURZEL

(STOCK BEETS). Six pounds will sow an acre. Dairy farmers should grow more of these for their cows. They make the best kind of winter feed, cost little and make more rich milk than almost any other feed. Fattening, breeding, and milk cattle do equally well on them. About one-fourth of the daily rations should be of roots. They are also excellent feed for poultry.

Mammoth Long Red. Very large; red flesh. Oz. 15 cts., 1/4lb. 35 cts., lb. \$1; 6 lbs. \$5.40.
Golden Tankard. Flesh yellow. Oz. 15 cts., 1/4lb. 35 cts., lb. \$1; 6 lbs. \$5.40.

Sludstrup. Reddish yellow; very large and of excellent quality for stock-feeding. Oz. 15 cts., 1/4lb. 35 cts., lb. \$1; 6 lbs. \$5.40

SUGAR BEETS.

HOW TO GROW THEM.—(Same as Mangel-Wurzel.) Sow 6 pounds to the acre in May or June, in rows 3 feet apart, thinning the plants when 3 inches high to 8 to 10 inches in the rows; cultivate often.

Vilmorin's Improved. Size medium, yielding from 10 to 16 tons to the acre. Oz. 15 cts., 1/4lb. 35 cts., lb. \$1.



Mammoth Golden Tankard Beets

When cows are fed on them, their milk looks like all cream. Yellow flesh. An acre of them will help cut down your next winter's feed bill.

Brussels Sprouts

HOW TO GROW THEM.—Sow the seed the same as cabbage, in coldframes or hotbeds for early, or outside as soon as the ground can be worked. When the plants are 3 or 4 inches high, set them out in rows like cabbage, 20 to 24 inches apart in the rows and the rows 20 inches apart for hand cultivation or 3 feet apart for horse cultivation. One ounce of seed will plant a row 200 feet long and make 2,000 to 3,000 plants.




New Prolific Exhibition

A very superior selection with very fine, even-shaped Sprouts of good size and flavor. Very prolific, as shown in the illustration. **Pkt. 10c., oz. 25 cts., 1/4lb. 80 cts., lb. \$3.**

Dwarf French Improved. The plants grow 2 to 3 feet high and produce from the sides of the stalk numerous little Sprouts which resemble very small cabbages 1 or 2 inches in diameter. The leaves should be broken down in the fall to give the little heads more room to grow; very hardy. **Pkt. 5 cts., oz. 25 cts., 1/4lb. 75 cts., lb. \$2.50.**

New Brussels Sprouts, Prolific Exhibition



Oxheart Carrots



Kelway Carrots

The Kelway Carrot

This new Kelway Carrot is the brightest scarlet as to skin, the smoothest-grained texture as to flesh, of all the half-long Carrots. It is of the most perfect form, pointed-rooted, with a broad high shoulder; about 7 inches in length; unequaled for beauty and quality. Pkt. 10 cts., oz. 25 cts., ¼lb. 75 cts., lb. \$2.50.

CARROTS

HOW TO GROW THEM.—Carrots grow the best in deep, loose, fertile soil, although any good garden soil well worked will produce Carrots. Wizard Brand Pulverized Sheep Manure, which contains much humus, is good to work in the soil (we have it). For the first crop, sow the seed in April as soon as the soil is warm and fit to work, then make successive plantings until August 1, the last for fall or winter use. Make the rows 12 to 15 inches apart; cover the seed ½ inch deep; then thin out the plants so they will stand 3 to 4 inches apart in the rows. One ounce will sow a row 100 feet long; 3 to 4 pounds to the acre.

Danvers Half-Long. Slightly longer than Chantenay. Rich orange-red roots; smooth and handsome, tapering to a blunt point. Flesh sweet and crisp; one of the best for market. Pkt. 5 cts., oz. 15 cts., ¼lb. 40 cts., lb. \$1.25.

Chantenay. A half-long, stump-rooted Carrot; smooth; rich orange color; best quality. Pkt. 5 cts., oz. 15 cts., ¼lb. 40 cts., lb. \$1.25.

Improved Long Orange. Longer than either of the above and tapers to a sharp point. Good quality and good keeper. Pkt. 5 cts., oz. 15 cts., ¼lb. 40 cts., lb. \$1.25.

Oxheart. A short, thick, stump-rooted Carrot of the best quality. Comes early. Will grow well in stony ground where long-rooted varieties would grow into crooked shapes. Oxheart is an elegant market variety. Pkt. 5 cts., oz. 15 cts., ¼lb. 40 cts., lb. \$1.25.

Rubicon. A very handsome, stump-rooted Carrot about the length of Danvers, but thicker; rich dark orange in color. Pkt. 5 cts., oz. 15 cts., ¼lb. 40 cts., lb. \$1.25.

Be sure to order
Black Knight
Beets and Yellow
Bountiful
Beans—both
are extra fine.




Danvers Half-Long

Early Scarlet Horn. Excellent for early planting out-of-doors. Tops are small. Roots are top-shaped, tapering abruptly to a small top. Skin is orange-red. Pkt. 5 cts., oz. 15 cts., ¼lb. 40 cts., lb. \$1.25.

White Belgian. The best field Carrot. Oz. 15 cts., ¼lb. 40 cts., lb. \$1.25.

New Carrot, Early Market

This is a stump-rooted Carrot. It grows very quickly and gives a heavy crop of sound, smooth, heavy-shouldered roots. It is sure to become a very popular sort for market. The illustration shows the perfect shape of Early Market and you will find it a ready seller on the market because of its very attractive appearance. If you have not already grown this variety, do so this year, for I consider it one of the best and very early. Pkt. 10 cts., oz. 25 cts., ¼lb. 75 cts., lb. \$2.50.



Early Market Carrots

CABBAGE

HOW TO GROW CABBAGE.—To get the earliest possible crops, sow the seed of the early varieties under glass (greenhouse or hotbeds) in February in beds or low boxes ("flats" we call them) about 18 inches square and 4 inches deep. Sow the seed in rows about 3 inches apart; when plants are $2\frac{1}{2}$ or 3 inches high, thin them out so they will stand 2 inches apart in the rows. As soon as the ground outside can be worked properly, set out the plants in rows 2 feet apart and the plants about 18 inches apart in the rows. Nitrate of soda is good to give the plants a good start; apply it around but not against the plants. If the season is dry, water the plants freely—Cabbage is about 80 per cent water. For the late Cabbage, sow the seed outside in rows in May; transplant in July. Keep dusting them through the season with "Slug-Shot," which is not harmful to people but kills the Cabbage worms and prevents the eggs from hatching. For Cabbage lice (mostly found on underside of leaf) spray them (the lice) with "Black-Leaf 40." It kills them and is harmless to the Cabbage. (We have it.) One ounce of seed will sow a row of 300 feet and make about 2,500 plants; 4 ounces to the acre.


EXTRA-EARLY VARIETIES

Schell's New "Harrisburg" Extra-Early Cabbage

I want every market-gardener, every farmer, every home-gardener, to grow this splendid Cabbage. It is very early, forming its hard, heavy, round heads in 75 days from sowing the seed. You can grow 150 heads of Harrisburg Cabbage on the same space required for 100 heads of other varieties, because the plants of Harrisburg are very compact with few outside leaves and these keep close to the head so that you can set the plants 12 inches apart instead of 18 inches as required for other sorts. Harrisburg has a distinctively rich Cabbage taste and its fine texture, together with its extreme earliness, make it, in my estimation, a very valuable extra-early round-head Cabbage. I recommend it highly. **Pkt. 10c., $\frac{1}{4}$ oz. 25c., $\frac{1}{2}$ oz. 45c., oz. 85c., $\frac{1}{4}$ lb. \$3, lb. \$8.**

Schell's New Extra-Early Perfection

A very large, early, round-headed Cabbage of the greatest value to those who grow for market. It is without question one of the best round, hard-headed, early Cabbages in cultivation. The heads are very solid, weighing 8 to 10 pounds, the stems short and few outside leaves which allows very close planting. Everyone who intends to grow Cabbage should include this splendid variety. It follows 10 days after my new extra-early "Harrisburg." **Pkt. 10 cts., $\frac{1}{2}$ oz. 25 cts., oz. 50 cts., $\frac{1}{4}$ lb. \$1.75, lb. \$6.**



Schell's New "Harrisburg" Extra-Early Cabbage



Acres and acres of my Extra-Early Perfection Cabbage, every plant a perfect head. You can grow it just as fine by sowing Schell's Quality Seeds.

Special Strain Extra-Early Jersey Wakefield. For gardeners wishing to lead the market this is the Cabbage. It is identical with Jersey Wakefield, except a trifle smaller, but is ready to cut fully a week to ten days earlier. **Pkt. 5 cts., oz. 35 cts., $\frac{1}{4}$ lb. \$1.25, lb. \$3.50.**

Extra-Early Express. Extremely early; small, solid heads. **Pkt. 5 cts., oz. 35 cts., $\frac{1}{4}$ lb. \$1.25, lb. \$3.50.**

Early Jersey Wakefield. The best first-early pointed-head Cabbage. Heads very solid and of best quality. **Pkt. 5 cts., oz. 35 cts., $\frac{1}{4}$ lb. \$1.25, lb. \$3.50.**

Glory of Enkhuizen. One of the best extra-early round-headed varieties. If planted with Jersey Wakefield, will mature at the same time. Heads are round as a ball, very solid, and fine-grained. Good for second-early or late planting, being a good keeper. **Pkt. 10 cts., oz. 50 cts., $\frac{1}{4}$ lb. \$1.75, lb. \$6.**

Charleston, or Large Wakefield. Similar to Jersey Wakefield but half again as large and about 10 days later. The heads are pointed. **Pkt. 5 cts., oz. 35 cts., $\frac{1}{4}$ lb. \$1.35, lb. \$3.50.**

Early Winnigstadt. Pointed head; very much like Jersey Wakefield, except the heads are more solid and require longer to mature. **Pkt. 5 cts., oz. 35 cts., $\frac{1}{4}$ lb. \$1.25, lb. \$3.50.**

Copenhagen Market. Early, round-headed Cabbage. A valuable variety now being grown extensively by gardeners everywhere. **Pkt. 10 cts., oz. 50 cts., $\frac{1}{4}$ lb. \$1.75, lb. \$6.**

SECOND-EARLY VARIETIES

Early Dwarf Flat Dutch. The heads are large, nearly round, solid, crisp, and tender. **Pkt. 5 cts., oz. 35 cts., $\frac{1}{4}$ lb. \$1.25, lb. \$3.50.**

Limited Mail. An exceptionally fine, second-early Cabbage. The heads are between a flat and a round, are solid and come very uniform. A favorite with the market-gardeners here. **Pkt. 5 cts., oz. 35 cts., $\frac{1}{4}$ lb. \$1.25, lb. \$3.50.**

All Head. Very large, flat, solid heads; second-early. **Pkt. 5 cts., oz. 35 cts., $\frac{1}{4}$ lb. \$1.25, lb. \$3.50.**

Succession. An ideal second-early roundhead; heads will average 10 to 12 pounds and measure from 30 to 35 inches in circumference. Fine for second-early or late crop. **Pkt. 5c., oz. 35 cts., $\frac{1}{4}$ lb. \$1.25, lb. \$3.50.**

Early Summer. A second-early, large-heading Cabbage; an excellent keeper; does not burst readily. **Pkt. 5 cts., oz. 35 cts., $\frac{1}{4}$ lb. \$1.25, lb. \$3.50.**

Drumhead Savoy. The hardest-heading of all Savoy varieties. **Pkt. 5 cts., oz. 35 cts., $\frac{1}{4}$ lb. \$1.25, lb. \$3.50.**

LATE CABBAGES

Best for Late Fall and Winter Keeping

Late Danish Ballhead

One of the best hard-heading, round, late Cabbages grown. Thousands of acres are planted annually with this favorite Cabbage. For late crop it cannot be excelled for its fine flavor, firmness of grain, beautiful ball-shaped heads, nor for its keeping qualities. **Pkt. 10 cts., oz. 50 cts., 1/4lb. \$1.75, lb. \$5.**

Houser. Up to the end of June my crop of Houser Cabbage for seed was in perfect condition, and I expected an immense crop—hundreds of pounds; by July 15 the whole crop was gone. It is unfortunate indeed to have this failure twice in succession when so many want Houser Cabbage. Grow one of the other good late varieties given on this page this year.

Genuine Surehead. Similar to Late Flat Dutch. Heads up uniformly; good keeper. **Pkt. 5 cts., oz. 35 cts., 1/4lb. \$1.25, lb. \$3.50.**




Danish Ballhead. A perfect crop grown by Mr. D. H. Martin, market-gardener of Juniata County. Mr. Martin says: "It was the finest crop of late Cabbage I ever grew. All your seeds have given me excellent crops."

Autumn King, or World Beater. Very large, solid, flat heads; a good winter Cabbage. **Pkt. 5 cts., oz. 35 cts., 1/4lb. \$1.25, lb. \$3.50.**

Mammoth Rock Red. Largest-heading red Cabbage. More of this variety should be grown here. **Pkt. 10c., oz. 50 cts., 1/4lb. \$1.75, lb. \$6.**

Danish Roundhead, Short Stem. A late variety, but matures earlier than the Danish Ballhead. **Pkt. 10 cts., oz. 50 cts., 1/4lb. \$1.75, lb. \$5.**

Large Late Flat Dutch. Immense heads; flat and of the best quality. Excellent crout Cabbage. If you want a big crop of big Cabbage grow this variety. **Pkt. 5 cts., oz. 35 cts., 1/4lb. \$1.25, lb. \$3.50.**



Large Late Flat Dutch. Always a popular late Cabbage

New Late Cabbage, Ni-tram

Without question, one of the best late Cabbages in cultivation. The heads are large, extremely hard solid, fine-grained, and of the most excellent flavor—a "quality taste" different from other Cabbages. For keeping it is unexcelled. The heads, which are in shape between a globe and a flat, or more a half-globe, are clothed with fewer outside leaves than others, and these leaves grow upright and close to the head instead of spreading, as do other late Cabbages. This allows closer planting and a larger percentage to be grown to the acre. It is a Cabbage that I am confident will make good wherever grown, and I should like you to grow it. **Pkt. 10c., 1/2oz. 30c., oz. 50c., 1/4lb. \$1.75, lb. \$5.**

Chinese Cabbage

Pe-Tsal or Cut Cabbage

As tender as head lettuce and used as a salad or cooked as cabbage. Being very tender, it must be cooked quickly. The outer leaves may be used during its growth. Plant in rows 2 feet apart and 20 inches between the plants. **Pkt. 5c., oz. 35c., 1/4lb. \$1.25, lb. \$3.50.**



Ni-tram. One of our best late Cabbages

CELERY

HOW TO GROW CELERY.—To have matured Celery early in the summer, sow seed of the early varieties under glass in February; set the plants out in May. Celery seed is by no means so easy to grow as most other seeds. For fall and winter crops, sow the seed in April or May, depending on the condition of the soil. To get Celery seed to germinate and give you a good stand of strong plants, you must have the soil worked deep, very fine and loose, moist and warm. Sow the seed in rows a foot apart for hand cultivation. Keep moist; prevent soil from becoming dry or "crusted." In June set out the plants 6 inches apart in the rows, having the soil well prepared. Make the rows 2 to 3 feet apart, depending on the amount you are growing and whether for hand or horse cultivation. Blanching is done by banking up the earth around the plants gradually until within a few inches of the top. One ounce will produce about 5,000 plants.

My Celery seed is of that high standard of quality required for high-class trade, and means the highest prices and quickest sales to the gardeners who use it.

WM. C. CARL, Lebanon County, says: "I never had such an abundance of Giant Pascal, Winter Queen, White Plume, Houser, and Yellow as Gold. The seed germinated wonderfully strong."

Hargest's Allheart Celery

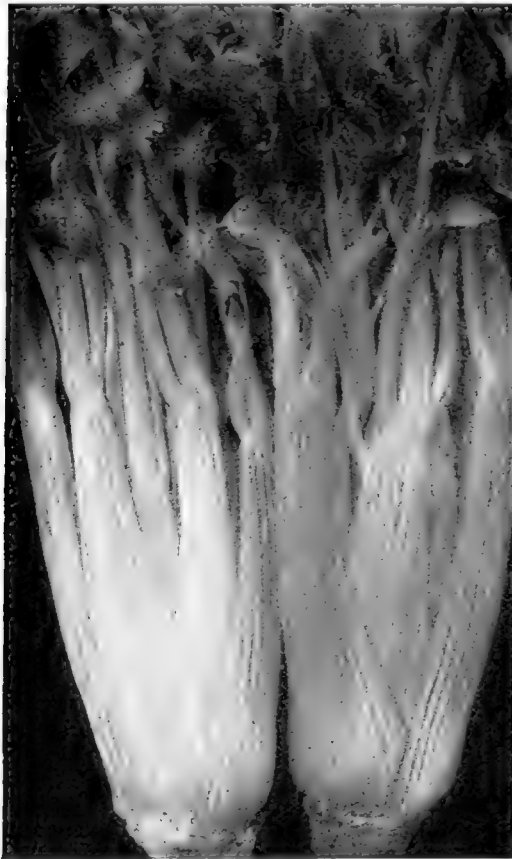
A Variety of Great Value

Allheart is a late Celery, the result of a most exhaustive selection of certain type plants which possessed the four essentials necessary for the best Celery, which are,



Hargest's Allheart Celery

flavor, abundance of hearts, size and attractive appearance. There are big bunches of hearts in each stalk; it grows as high as White Plume. Its flavor is like that of Giant Pascal, but it does not resemble it, being more stalky, light green, blanches up easier and to a rich golden yellow. One of the best keepers. I urge all my customers to grow **Allheart**, knowing that it will please and prove profitable. We have received many letters from Celery-growers praising the good qualities of **Allheart**. (See illustration above.) **Pkt. 10 cts., 1/2oz. 45 cts., oz. 85 cts., 1/4lb. \$2.75, lb. \$9.**



The Houser Celery

A variety that, once grown by market-gardeners or private gardeners, will always be grown. It is simply *delicious*.

The Houser Celery

The Houser is a most valuable green Celery, blanching easily to a beautiful white, with rich yellow heart. The plants grow about 20 inches high, the stems are clean and smooth, almost round, very brittle, with a distinctly rich, crisp, nutty flavor, the quality which creates a demand for your crop. It is an excellent keeper. If I had space to print the many testimonials as to its fine quality, written by many of my customers, you would not fail to order it after reading them. Everybody praises it. This new Houser Celery is sure to please every market-gardener who grows it. **Pkt. 10 cts., 1/2oz. 45 cts., oz. 85 cts., 1/4lb. \$2.75, lb. \$9.**

Golden Self-blanching. (French.) The finest standard strain of Self-blanching Celery. **Pkt. 10 cts., oz. 75 cts., 1/4lb. \$2.50, lb. \$8.**

Columbia. An early-maturing sort, unsurpassed in shape and quality. The plant is of medium height but very stocky and heavy. The stalks are thick, almost round, resembling in shape those of Giant Pascal; the color has in it more of the rich yellow tint of Golden Self-blanching, which it resembles very much in appearance when trimmed and bunched for the market. **Pkt. 5 cts., oz. 50 cts., 1/4lb. \$1.75, lb. \$6.**

Schell's Special Strain of Easy-Blanching Celery

Notice I refer to my *special* strain of this valuable Celery, and I tell you there is a vast difference in the strains of different growers. The surest way to determine whether my strain is the *best quality*, as to purity, flavor, solidity, and color, as well as keeping qualities, is by what those who are growing it say about it. Here are several very strong endorsements; I could furnish many more if I had space:—

MESSRS. THOMAS BENSTEAD AND SONS, Ontario, famous Celery-growers, known throughout North America as among the largest and most expert Celery-growers, having taken more than 200 *first prizes* on their Celery when in competitive exhibitions in Canada, United States, and England, say: "We grew one of the finest crops of Celery from your seed of Easy-Blanching that we ever grew. . . . I like your Houser very much; also your Allheart. Will want more."

MERLE BAKER, Market-Gardener, says: "My crop of your Easy-Blanching Celery is the finest Celery I ever grew."

Could I give you, who want the best, any stronger proof of the superior quality of my strain of this valuable Celery?

One of the most valuable commercial Celeries on the market. It averages 24 inches high on good soil, and has a wealth of rich, nutty-flavored hearts and inside stems, every bite of which creates a desire for more. All the stems of the entire stock are thick, brittle, very tender, and of exquisite flavor, and it is a good keeper. Its market value is doubled because of its *quick and easy-blanching* characteristic, giving it that rich, attractive, golden yellow color, so desirable and necessary, long before it is possible to produce it on the other green Celeries. *My seed is a fancy strain produced from perfect specimen plants.* It is simply perfect. I urge everyone, whether large or small grower, to be sure to grow my strain of **Easy-Blanching**.

Prices: Lb. \$15, 1/2lb. \$7.50, 1/4lb. \$4, 2 ozs. \$2.25, oz. \$1.25, 1/2oz. 75c., 1/4oz. 40c., pkt. 10c.

LEWISTOWN, PA., Nov. 17, 1910. Thomas Davis was awarded the following prizes at the exhibit of the Agricultural Association: First Prize for the best Celery display. First and Second Prizes for best White Plume. First and Second Prizes for best Easy-Blanching. Last year he carried off First Prize and he grew it all from Schell's Quality Seeds.





White Plume Celery.

Of superior quality, as grown from my seed.

White Plume Celery

This splendid Celery is improving from year to year under high culture and careful selection. It is a truly beautiful type. No other Celery naturally turns white upon reaching maturity—all others require blanching with boards or with earth. The Golden Self-blanching naturally turns yellow, but this one turns white. Not only does the stem whiten, but the leaf itself. White Plume Celery is one of the most showy varieties that can be put upon the market. As to crispness and quality, White Plume is all that can be desired of a white Celery. It is very early, and my stock is extra fine. The crops of my customers show the quality of the seed I sell them. **Pkt. 5 cts., 1/2oz. 15 cts., oz. 25 cts., 1/4lb. 85 cts., lb. \$3.**

Giant Pascal. Very large, thick, solid and crisp, with a rich, nutty flavor. A good-keeping green Celery. It is one of the leading varieties grown by market-gardeners for winter keeping. When "banked," it blanches very easily and quickly. Be sure to grow some of it. **Pkt. 5 cts., oz. 25 cts., 1/4lb. 85 cts., lb. \$3.**

Winter Queen. A very thick, solid stock with a great deal of heart; excellent quality and a good keeper. **Pkt. 5 cts., oz. 25 cts., 1/4lb. 85 cts., lb. \$2.75.**

Winter King. A green Celery with an abundance of golden yellow hearts. One of the best keepers. Large, solid, nut-flavored stems. **Pkt. 5 cts., oz. 25 cts., 1/4lb. 85 cts., lb. \$2.75.**

Schell's Yellow as Gold

Positively the finest and purest rich golden yellow Celery grown. There are a great many strains of yellow, self-blanching Celery; some are good; some are very undesirable. This **Yellow as Gold** is a private stock which cannot be surpassed. I urge you to try it out alongside of any strain offered by any seedsman, and let it prove itself. It has that rich, nutty flavor and handsome color which make it a quick seller. **Pkt. 10 cts., 1/2oz. 60 cts., oz. \$1, 1/4lb. \$3.50, lb. \$12.**

Snow White. A beautiful snow white type of White Plume. Highly valued by growers because of its clean white appearance. **Pkt. 5 cts., 1/2oz. 15 cts., oz. 25 cts., 1/4lb. 85 cts., lb. \$3.**

Boston Market. Solid, half-round, green stalks, blanching white; crisp and tender; dwarf and robust. **Pkt. 5 cts., oz. 20 cts., 1/4lb. 65 cts., lb. \$2.**

Dwarf Golden Heart. Large heart; solid, round stalks, blanching golden yellow; crisp and fine; a good keeper. **Pkt. 5 cts., oz. 20 cts., 1/4lb. 65 cts., lb. \$2.**

Schumacher. Very solid and crisp and a rich, nutty flavor; hearts are large and firm and yellow as gold. **Pkt. 5 cts., oz. 20 cts., 1/4lb. 65 cts., lb. \$2.**

Evans' Triumph. A very fine, large, solid green Celery of the best quality. **Pkt. 5 cts., oz. 20 cts., 1/4lb. 60 cts., lb. \$1.75.**

New Rose. An excellent keeper. The color is a beautiful shade of rose and, like all red Celeries, of exceptional; fine flavour; solid, crisp and stringless. **Pkt. 5 cts., oz. 20 cts., 1/4lb. 60 cts., lb. \$1.75.**

Pink Plume. Same as White Plume except stalks are tinged with pink; richly flavored and a good keeper. **Pkt. 5 cts., oz. 20 cts., 1/4lb. 60 cts., lb. \$1.75.**


Magnificent. Large-ribbed; immense hearts; grows about as large as Winter Queen; an excellent keeper. **Pkt. 5 cts., oz. 40 cts., 1/4lb. \$1.40, lb. \$4.**

Soup or Flavoring Celery. Seed for flavoring only—not for planting. **Oz. 10 cts., lb. 50 cts.**

HIGH QUALITY CELERY never needs to hunt for a market. The market will FIND YOU if you have it. Plant Schell's Quality Seed and have the best.



Giant Pascal, that big winter Celery with the rich flavor. My seed of it is extra fine



Improved Long Green Cucumber—always a good one. My seed is selected from just such perfect types.

CUCUMBERS

HOW TO GROW CUCUMBERS.—They want a rich, warm, well-worked soil. Plant in hills about 4 feet apart each way. Plant 8 to 10 seeds in each hill. When the plants are up strong, thin out, leaving four of the strongest ones in each hill. For early crop, plant as soon as the weather is settled and soil is warm during May. By starting plants

under glass or in pots, they will have a good start and can be set out in May. For pickles, for late use, and for canning, plant in June. Other plantings may be continued until July 15. Keep gathering the Cucumbers; do not allow any to ripen, or it will stop the vines from continuing to bear. Spray the plants from the very beginning with Pyrox; it kills the bugs and prevents blight. One ounce will plant 50 hills; 2 pounds to the acre.

Klondyke. One of recent introduction and one that is superior as a market variety. Perfect shape, dark green, about the size of White Spine; very vigorous plants which are wonderfully prolific; early. I recommend it highly. Pkt. 5 cts., oz. 20 cts., ¼lb. 50 cts., lb. \$1.50.

Early Green Cluster. Very prolific; small; of good form; especially fine for pickling. Pkt. 5c., oz. 15c., ¼lb. 40 cts., lb. \$1.25.

Fordhook Famous. Unusually long, with uniform shape; never turns yellow. Pkt. 5 cts., oz. 15 cts., ¼lb. 40 cts., lb. \$1.25.

Improved White Spine. Good shape; smooth; light green with white spines. Pkt. 5 cts., oz. 20 cts., ¼lb. 50 cts., lb. \$1.50.


Davis Perfect. Similar to White Spine, except darker green; very fine. (See illustration.) Pkt. 5 cts., oz. 20 cts., ¼lb. 50 cts., lb. \$1.50.

Improved Long Green. The market-gardener's favorite. A big yielder. (See illustration.) Pkt. 5 cts., oz. 20 cts., ¼lb. 50 cts., lb. \$1.50.

Jersey Pickle. Very productive; the small fruits are used for pickles, the larger ones for sweet pickles. Pkt. 5 cts., oz. 20 cts., ¼lb. 50 cts., lb. \$1.50.

Early Frame, or Short Green. A good pickling variety and for medium-sized Cucumbers for slicing. Pkt. 5 cts., oz. 15 cts., ¼lb. 40 cts., lb. \$1.25.

Cool and Crisp. Pkt. 5c., oz. 15c., ¼lb. 40c., lb. \$1.25.



Davis Perfect Cucumbers. Very dark green; shape uniform and attractive; few seeds

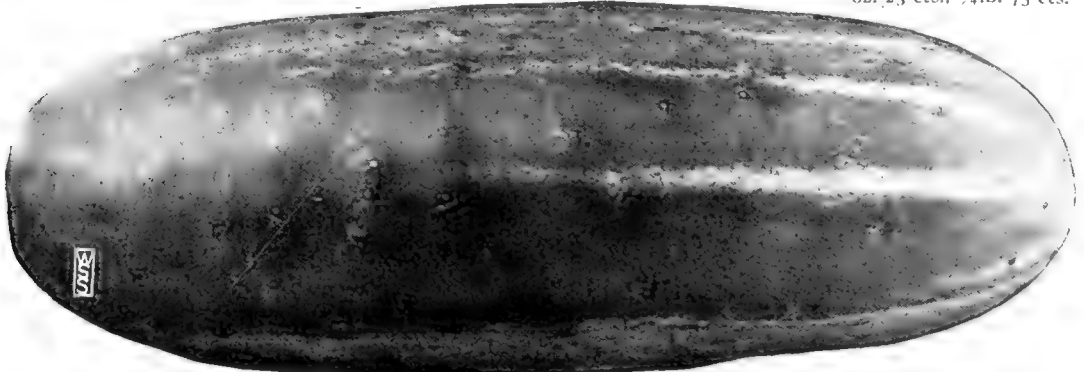
Early Green Prolific, or Boston Pickling. Yields a big crop and is valued for small as well as medium-sized pickles. Pkt. 5c., oz. 15c., ¼lb. 40c., lb. \$1.25.

Everbearing. A heavy yielder and comes very early. If the fruits are kept gathered, the vines will continue bearing throughout the season. Fruits dark green. Pkt. 5 cts., oz. 15 cts., ¼lb. 40 cts., lb. \$1.25.

Cumberland. Rich pea-green color. Pkt. 5 cts., oz. 15 cts., ¼lb. 40 cts., lb. \$1.25.

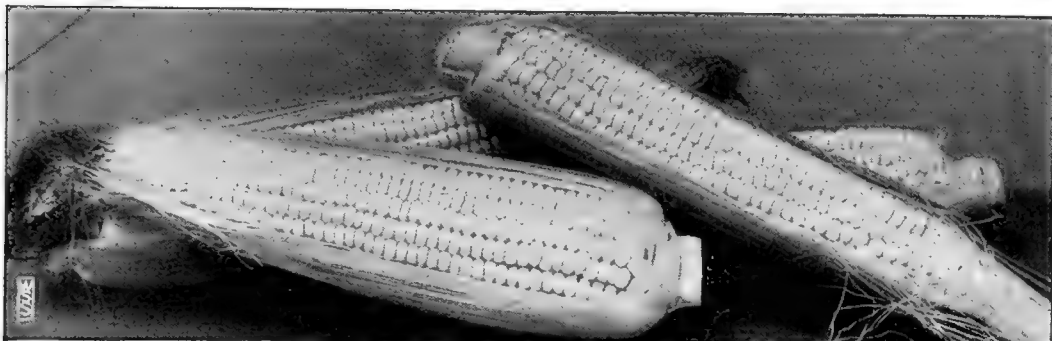
Japanese Climbing. Pkt. 5 cts., oz. 25 cts., ¼lb. 75 cts.

Gherkin, or Bur. A prickly variety. Pkt. 5 cts., oz. 25 cts., ¼lb. 75 cts.



Improved White Spine Cucumber

Another of the leading market varieties. A specimen of a perfect crop grown from my seed by Mr. C. A. Harman



Schell's Silver Beauty. Ernest Dymond, Luzerne Co., says: "Your Silver Beauty is a valuable variety. I pulled twice as many ears from my patch of it than from my Evergreen Corn, and the ears were almost as large, equal in quality, and so very much earlier." Its flavor is different, so sweet and luscious! Large ears, extra early, a most excellent variety. Silver Beauty is being grown by gardeners everywhere.

SWEET CORN

HOW TO GROW SWEET CORN.—Prepare the soil thoroughly; enrich it by working in manure. Corn needs it. Wizard Brand Pulverized Sheep Manure is fine for Corn (we have it). For horse cultivation, make rows 3 feet apart, for the home-garden 2 feet apart, and plant the hills from 1 to 2 feet apart in the rows. The early varieties, producing smaller stalks, can be planted closer than the big late Corns. If planted very early, before the soil is warm, of course you take some risk of the seed rotting. If it does, don't blame the seed; remember that you took a risk against nature. Most gardeners take such a risk in order to get very early crops. Cover seed lightly when planted early—about $\frac{1}{2}$ inch and 1 to $1\frac{1}{2}$ inches when soil is warm, and deeper in summer when soil is dry. Remember that seed needs moisture and warmth to germinate it. To have Corn all season, plant every two weeks up to July 15. One quart will plant 200 hills; 10 quarts to an acre.

NOTE.—I guarantee my Corn to germinate. After you get it, plant twenty-five seeds in a box or flower-pot, attend to it properly, and prove to your own satisfaction that my seed will germinate satisfactorily, as I say. I cannot, however, guarantee the crop against weather and soil conditions. These are beyond my control. Sweet Corn seed is liable to rot if planted in too wet or cold ground. My Sweet Corn is all carefully selected, gilt-edged stock, tipped, butted and tested.

EXTRA-EARLY VARIETIES. READY FOR MARKET IN 55 TO 65 DAYS

Schell's New Silver Beauty. The sweetest, largest, and grandest extra-early Sweet Corn that has, in my judgment, up to this time, been introduced. When soil and weather conditions have been just right for planting, germination and growth, this splendid Sweet Corn, Silver Beauty, will be ready for market in about nine weeks, or from sixty to seventy days, as early as the smallest-earred varieties, while the ears are almost twice as large, averaging 10 inches in length. It is a Corn grown and bred to perfection. Its beautiful, silvery white rows of big, deep grains make it sell on sight. Its earliness and quality bring highest prices. By making two or three plantings, ten days apart, you will have a continuous supply until Stowell's Evergreen, the big late Corn, comes in. Grow it this year and have the best and largest early Sweet Corn on the market. In planting this very early, while the soil is still real moist, cover only lightly. It will come through quicker and push right ahead. (See next page also.) **Pkt. 10 cts., pt. 25 cts., qt. 50 cts., 2 qts. 90 cts., 4 qts. \$1.60, pk. \$3, bus. \$11.**

Dear Sir: I planted your Silver Beauty on May 2 and it is now ready to use (July 15). Almost every stalk has 3 ears and quite a number have 5 ears each.—E. C. HUMMER, Camp Hill.

Prem. The earliest Sweet Corn in cultivation; small ear. Pkt. 10 cts., pt. 25 cts., qt. 45 cts., 2 qts. 90 cts., 4 qts. \$1.75, pk. \$3, bus. \$10.

Crosby's Extra-Early Sugar. Medium size and very sweet. Pkt. 5 cts., pt. 20 cts., qt. 40 cts., 2 qts. 80 cts., 4 qts. \$1.50, pk. \$2.75, bus. \$9.

Extra-Early Red Cory. A very early variety; very sweet. Pkt. 5 cts., pt. 20 cts., qt. 40 cts., 2 qts. 80 cts., 4 qts. \$1.50, pk. \$2.75, bus. \$9.

Golden Bantam. Extra early; beautiful golden yellow ears; very sweet. Pkt. 10 cts., pt. 25 cts., qt. 45 cts., 2 qts. 90 cts., 4 qts. \$1.75, pk. \$3, bus. \$10.

Adam's Extra-Early Dwarf. Can be planted very early; is not a Sweet Corn, but is classed with Sweet Corn and sold as such. Ready in fifty-five days from planting. Pkt. 5 cts., pt. 20 cts., qt. 35 cts., 2 qts. 70 cts., 4 qts. \$1.25, pk. \$2, bus. \$7.


Large Early Adams, or Burlington. The same kind of Corn as the above, but grows taller, ears are a trifle larger, and is not quite so early. Pkt. 5 cts., pt. 20 cts., qt. 35 cts., 2 qts. 70 cts., 4 qts. \$1.25, pk. \$2, bus. \$7.

Peep-o'-Day. One of the very earliest; very sweet, delicate flavor. Pkt. 10 cts., pt. 25 cts., qt. 45 cts., 2 qts. 90 cts., 4 qts. \$1.75, pk. \$3, bus. \$10.

Early White Cory. Grows about 5 feet high, usually two fine ears to the stalk, ready in about sixty-five days. Pkt. 5 cts., pt. 20 cts., qt. 40 cts., 2 qts. 80 cts., 4 qts. \$1.50, pk. \$2.75, bus. \$9.

For Field Corn, see pages 72 and 73

For Evergreen Broom Corn see page 70



Golden Bantam, Grains golden yellow, sweet and richly flavored



SCHELL'S NEW SILVER BEAUTY SWEET CORN


The Sweetest, Largest, Silvery-White, Extra-Early Sweet Corn

Our gardeners about here supplying our city markets receive fancy prices for it. Its flavor is different—so sweet and luscious that it creates a demand for itself.

Silver Beauty Sweet Corn is a large-eared, early Corn, coming in almost as early as the small-eared sorts; it is almost twice their size and very superior in quality. When you sell it, tell your customers the name of it, and see them back the next market-day asking for "Silver Beauty." Its beautiful, silvery white rows of big, deep grains make it sell on sight. Its earliness and quality bring highest prices. Grow it on my recommendation. It is ready for market in 8 to 9 weeks after planting. By making two or three plantings, ten days apart, you will have a continuous supply until Stowell's Evergreen, the big, late Corn comes in. Do not fail to order **Silver Beauty**.

Pkt. 10 cts., pt. 25 cts., qt. 50 cts., 2 qts. 90 cts., 4 qts. \$1.60, pk. \$3, bus. \$11.





Country Gentleman. That deliciously sweet deep-grained Corn, grown from my pure-bred seed by Mr. S. F. Harvey, market-gardener



Stowell's Evergreen

The big-eared, long-grained, main-crop Sweet Corn. Plant a patch every two weeks and have it coming all season.

SWEET CORN—SECOND-EARLY VARIETIES

READY FOR MARKET IN 70 TO 80 DAYS

- Kendel's Early Giant.** The largest-eared second-early Corn; very fine. Pkt. 5 cts., pt. 20 cts., qt. 35 cts., 2 qts. 70 cts., 4 qts. \$1.25, pk. \$2.50, bus. \$9.
- Early Evergreen.** Almost as large as Stowell's Evergreen and ripens ten days earlier. Pkt. 5 cts., pt. 20 cts., qt. 35 cts., 2 qts. 70 cts., 4 qts. \$1.25, pk. \$2.50, bus. \$9.
- Early Minnesota.** A very fine, early Corn; a good-sized ear. Pkt. 5 cts., pt. 20 cts., qt. 35 cts., 2 qts. 70 cts., 4 qts. \$1.25, pk. \$2.50, bus. \$9.
- Howling Mob.** A very large-eared second-early Corn. Matures in about seventy days, or ten days after the extra-early sorts; very fine. Pkt. 5 cts., pt. 20 cts., qt. 35 cts., 2 qts. 70 cts., 4 qts. \$1.25, pk. \$2.50, bus. \$9.
- Mammoth Early.** Very large ears and very sweet. Pkt. 5 cts., pt. 20 cts., qt. 35 cts., 2 qts. 70 cts., 4 qts. \$1.25, pk. \$2.50, bus. \$9.
- Metropolitan.** Large, handsome ears; very early. Pkt. 5 cts., pt. 20 cts., qt. 35 cts., 2 qts. 70 cts., 4 qts. \$1.25, pk. \$2.50, bus. \$9.
- Nonesuch.** A good second-early, very uniform ears. Pkt. 5 cts., pt. 20 cts., qt. 35 cts., 2 qts. 70 cts., 4 qts. \$1.25, pk. \$2.50, bus. \$9.
- Black Mexican.** Grains are black and very sweet. When first perfected the grains are white and are then at their best. Pkt. 5 cts., pt. 20 cts., qt. 35 cts., 2 qts. 70 cts., 4 qts. \$1.25, pk. \$2.50, bus. \$9.

LATE VARIETIES

READY FOR MARKET IN 90 DAYS

Dear Sir: The Stowell's Evergreen Sweet Corn I got from you last year was the finest I ever saw.—O. E. RUMBERGER, Juniata Co.

- Stowell's Evergreen.** The best late or main-crop Corn; large ears; deep grains of the best quality. My stock of this is exceptionally fine, and it costs me considerably more to have it closely selected, butted and tipped. It is worth very much more to you than ordinary seed. If you compare the seed, you will agree with me. Make a planting every two weeks for Corn all summer. Pkt. 5 cts., pt. 20 cts., qt. 35 cts., 2 qts. 70 cts., 4 qts. \$1.25, pk. \$2.50, bus. \$9.
- Country Gentleman, or "Shoe Peg".** Deep grains, zigzag rows; exceedingly sweet. Matures in about 90 days. Pkt. 5 cts., pt. 20 cts., qt. 35 cts., 2 qts. 70 cts., 4 qts. \$1.25, pk. \$2.50, bus. \$9.
- Golden Cream.** A new, exceedingly sweet yellow-grained Corn, just like Country Gentleman except in color. It is a cross between it and Golden Bantam. Pkt. 10 cts., pt. 20 cts., qt. 40 cts., 2 qts. 80 cts., 4 qts. \$1.50, pk. \$3, bus. \$11.
- Henderson's Sugar.** Large-eared late Corn. Pkt. 5 cts., pt. 20 cts., qt. 35 cts., 2 qts. 70 cts., 4 qts. \$1.25, pk. \$2.50, bus. \$9.
- Mammoth Late.** Very large ears and deep grains. Pkt. 5 cts., pt. 20 cts., qt. 35 cts., 2 qts. 70 cts., 4 qts. \$1.25, pk. \$2.50, bus. \$9.
- White Evergreen.** Matures about a week earlier than Stowell's. Pkt. 5 cts., pt. 20 cts., qt. 35 cts., 2 qts. 70 cts., 4 qts. \$1.25, pk. \$2.50, bus. \$9.
- POP CORN, Golden Queen, and White Rice.** Pkt. 10 cts., pt. 20 cts., qt. 35 cts., 2 qts. 70 cts., 4 qts. \$1.25, pk. \$2.50, bus. \$8.



Schell's Extra-Early Snowball Cauliflower

CAULIFLOWER

One ounce will produce about 3,000 plants

My stock of Cauliflower Seed is the very highest quality producing beautiful heads such as required for fancy trade.

Schell's Special-Stock Extra-Early Dwarf Erfurt.

For forcing under glass or for first-early outside growing this stock is beyond question the best variety. It is very dwarf and compact, with small leaves, short stems and large, white heads. Small pkt. 20 cts., 1/4oz. \$1.50, 1/2oz. \$2.50, oz. \$5.

Schell's Special-Stock Extra-Early Snowball.

My special stock of this popular variety is unequalled. One of the best for forcing under glass or for outside. It follows, close in maturing, my stock of Extra-Early Dwarf Erfurt. Pkt. 20 cts., 1/4oz. \$1.25, 1/2oz. \$2, oz. \$4.

Schell's Large Early Snowball.

A larger-heading variety of the above; does not mature quite so early. Pkt. 20 cts., 1/4oz. \$1.25, 1/2oz. \$2, oz. \$4.

Dry Weather.

It grows tall and has proved to be able to withstand hot, dry weather, producing large, white heads in spite of the lack of moisture required by other varieties. Pkt. 20 cts., 1/4oz. \$1.25, 1/2oz. \$2, oz. \$4.

Schell's Quality.

The largest-heading and surest crop of all. In quality it is of the finest. It matures after my Large Early Snowball. Small pkt. 20 cts., 1/4oz. \$1.50, 1/2oz. \$2.50, oz. \$5.

CHICORY

One ounce will sow a row 100 feet long

Witloof.

Known in restaurants as French Endive. Treat as endive, except late in summer gradually bank up like celery. It makes a delicious salad. Pkt. 5 cts., oz. 30 cts., 1/4lb. \$1, lb. \$4.

COLLARDS

One ounce will produce about 3,000 plants

Southern Giant.

Used in the South as a substitute for cabbage. Sow like cabbage. Pkt. 5 cts., oz. 15 cts., 1/4lb. 35 cts., lb. \$1.25.

CELERIAC, or TURNIP-ROOTED CELERY

Large Smooth.

Grow it same as celery, no banking. Turnip-shaped roots, highly esteemed either cooked for flavoring soup or sliced and used as a salad, or boiled like parsnips or turnips. Pkt. 5 cts., oz. 25 cts., 1/4lb. 75 cts., lb. \$2.50.

CHERVIL

Fine Curled.

Leaves are used for flavoring soups and stews and for garnishing. Pkt. 5 cts., oz. 15 cts., 1/4lb. 40 cts.

CORN SALAD, or FETTICUS

Three ounces will sow a row 100 feet long

Hardy little plants grown for late fall, winter and spring use as a salad. Sow seed in August or September, then cover for winter. Treat like lettuce. Pkt. 5 cts., oz. 15 cts., 1/4lb. 40 cts., lb. \$1.25.

CRESS. Sow in spring in rows a foot apart, cover seed 1/4 inch. Ready to cut in four to five weeks.

Extra-Curled, or Pepper Grass. (1 oz. to 200 feet). Pkt. 5 cts., oz. 15 cts., 1/4lb. 40 cts.

True Water Cress. Can be grown easily in shallow water or cool, moist soil. Pkt. 5c., oz. 35c., 1/4lb. \$1.25.

DANDELION

One ounce will sow a row 200 feet long

Sow early in spring, keep clean of weeds, and the following spring the leaves will be fit to cut.

Improved Large-leaved. Pkt. 5 cts., oz. 30 cts., 1/4lb. \$1, lb. \$3.50.

EGGPLANT

One ounce will produce 2,000 plants

Black Beauty. This is, without question, the best Eggplant. The fruits are large, jet-black, of fine shape and average two to three pounds in weight. They ripen early, the plants are dwarf and bear their fruits close to the main stem. It is the choice of all our gardeners. Two weeks earlier than New York Improved. Pkt. 10 cts., 1/2oz. 30 cts., oz. 60 cts., 1/4lb. \$1.75, lb. \$6.

New York Improved Spineless. The standard variety. Pkt. 5c., 1/2oz. 25c., oz. 50c., 1/4lb. \$1.50, lb. \$5.

ENDIVE

Sow seed in June or July. Tie up the leaves to blanch them

One ounce will sow a row about 200 feet long

Green Curled. Pkt. 5c., oz. 15c., 1/4lb. 45c., lb. \$1.50.

White Curled. Pkt. 5c., oz. 15c., 1/4lb. 45c., lb. \$1.50.

Broad-leaved Batavian. Pkt. 5 cts., oz. 15 cts., 1/4lb. 45 cts., lb. \$1.50.

Winter Golden Heart. Beautifully fringed leaves; large, white hearts and broad stems. Pkt. 5 cts., oz. 20 cts., 1/4lb. 50 cts., lb. \$1.75.

KALE, or BORECOLE

Sow in July for fall use and in September for spring use

One ounce will produce about 5,000 plants

Dwarf Siberian. Of dwarf growth. Leaves are large and broad and slightly curled at the edges. Pkt. 5 cts., oz. 20 cts., 1/4lb. 60 cts., lb. \$2.

Dwarf Green Curled Scotch, or Dwarf German.

The leaves are very curly, bright green, tender, and of delicate flavor. Pkt. 5c., oz. 20c., 1/4lb. 60c., lb. \$2.

KOHLRABI

Sow in rows and thin plants to 6 inches. Ready to use in eight weeks

One ounce will sow a row about 200 feet long

Early White Vienna. The most popular sort. Pkt. 5 cts., oz. 25 cts., 1/4lb. 75 cts., lb. \$2.75.

Early Purple Vienna. Pkt. 5 cts., oz. 25 cts., 1/4lb. 75 cts., lb. \$2.75.

Early Purple Vienna. Pkt. 5 cts., oz. 25 cts., 1/4lb. 75 cts., lb. \$2.75.

Early Purple Vienna. Pkt. 5 cts., oz. 25 cts., 1/4lb. 75 cts., lb. \$2.75.

Early Purple Vienna. Pkt. 5 cts., oz. 25 cts., 1/4lb. 75 cts., lb. \$2.75.

Early Purple Vienna. Pkt. 5 cts., oz. 25 cts., 1/4lb. 75 cts., lb. \$2.75.

Early Purple Vienna. Pkt. 5 cts., oz. 25 cts., 1/4lb. 75 cts., lb. \$2.75.

Early Purple Vienna. Pkt. 5 cts., oz. 25 cts., 1/4lb. 75 cts., lb. \$2.75.

Early Purple Vienna. Pkt. 5 cts., oz. 25 cts., 1/4lb. 75 cts., lb. \$2.75.

Early Purple Vienna. Pkt. 5 cts., oz. 25 cts., 1/4lb. 75 cts., lb. \$2.75.

Early Purple Vienna. Pkt. 5 cts., oz. 25 cts., 1/4lb. 75 cts., lb. \$2.75.

Early Purple Vienna. Pkt. 5 cts., oz. 25 cts., 1/4lb. 75 cts., lb. \$2.75.

Early Purple Vienna. Pkt. 5 cts., oz. 25 cts., 1/4lb. 75 cts., lb. \$2.75.

Early Purple Vienna. Pkt. 5 cts., oz. 25 cts., 1/4lb. 75 cts., lb. \$2.75.

Early Purple Vienna. Pkt. 5 cts., oz. 25 cts., 1/4lb. 75 cts., lb. \$2.75.

Early Purple Vienna. Pkt. 5 cts., oz. 25 cts., 1/4lb. 75 cts., lb. \$2.75.

Early Purple Vienna. Pkt. 5 cts., oz. 25 cts., 1/4lb. 75 cts., lb. \$2.75.

Early Purple Vienna. Pkt. 5 cts., oz. 25 cts., 1/4lb. 75 cts., lb. \$2.75.

Early Purple Vienna. Pkt. 5 cts., oz. 25 cts., 1/4lb. 75 cts., lb. \$2.75.

Early Purple Vienna. Pkt. 5 cts., oz. 25 cts., 1/4lb. 75 cts., lb. \$2.75.

Early Purple Vienna. Pkt. 5 cts., oz. 25 cts., 1/4lb. 75 cts., lb. \$2.75.

Early Purple Vienna. Pkt. 5 cts., oz. 25 cts., 1/4lb. 75 cts., lb. \$2.75.

Early Purple Vienna. Pkt. 5 cts., oz. 25 cts., 1/4lb. 75 cts., lb. \$2.75.

Early Purple Vienna. Pkt. 5 cts., oz. 25 cts., 1/4lb. 75 cts., lb. \$2.75.

Early Purple Vienna. Pkt. 5 cts., oz. 25 cts., 1/4lb. 75 cts., lb. \$2.75.

Early Purple Vienna. Pkt. 5 cts., oz. 25 cts., 1/4lb. 75 cts., lb. \$2.75.

Early Purple Vienna. Pkt. 5 cts., oz. 25 cts., 1/4lb. 75 cts., lb. \$2.75.



Black Beauty Eggplant

LETTUCE

SOW PLENTY OF LETTUCE;
IT GROWS QUICKLY, SELLS
QUICKLY, AND IS PROFITABLE

HOW TO GROW LETTUCE.—To grow head Lettuce early, sow the seed in February or March in boxes or flats or in hotbeds in close rows. When an inch or more high, transplant to other flats or coldframes. Set plants about 2 inches each way. From there set out in the garden as soon as the soil is warm, placing the plants 6 to 8 inches apart in rows 12 inches apart. Where there are no hotbeds or flats, sow the seed outside when weather permits and transplant outside. For loose-leaf or cutting Lettuce, sow the seed either broadcast or in rows; make sowings every 2 weeks for Lettuce all summer, and cut as it comes. Cover seed by raking over if sowed broadcast, or the birds will get most of it. Sowing in rows is best, for then seed can be covered and plants cultivated. One ounce will produce about 2,000 plants.

Black-seeded Simpson. Produces a mass of light green, curly leaves, each individual plant attaining a large size. Very fine. One of the most desirable varieties for the home-garden as well as for market. Grows very quickly. Pkt. 5 cts., oz. 15 cts., ¼lb. 50 cts., lb. \$1.50.

Boston Market, or White-seeded Tennisball. Early; small, compact heads; good forcing variety. Pkt. 5 cts., oz. 15 cts., ¼lb. 50 cts., lb. \$1.50.

California Cream Butter. Very large, solid heads, the inside of which is a beautiful, rich, creamy white. Pkt. 5 cts., oz. 15 cts., ¼lb. 50 cts., lb. \$1.50.

Brittle Ice. The heads are tightly folded, blanch to a silvery white and are crisp and brittle like celery. Pkt. 5 cts., oz. 15 cts., ¼lb. 50 cts., lb. \$1.50.

Denver Market. Very curly, loose heads; tender and delicious; good for forcing or outside. Pkt. 5 cts., oz. 15 cts., ¼lb. 50 cts., lb. \$1.50.

Early White Cabbage. Close heads; fine flavor. Pkt. 5 cts., oz. 15 cts., ¼lb. 50 cts., lb. \$1.50.

Deacon. Stands the heat well. Heads are large and often as solid as cabbage; very fine. Pkt. 5 cts., oz. 15 cts., ¼lb. 50 cts., lb. \$1.50.

Wonderful, or New York. Forms very large heads with crumpled outside leaves and a golden yellow heart. Pkt. 5c., oz. 15c., ¼lb. 50c., lb. \$1.50.

Zero. The perfect heads, the crisp and delicious quality make this a very desirable variety. Pkt. 5 cts., oz. 15 cts., ¼lb. 50 cts., lb. \$1.50.

Wayahead. Medium-sized, tightly folded heads with rich, buttery, yellow centers. Extra early; excellent quality. Pkt. 5c., oz. 15c., ¼lb. 50c., lb. \$1.50.

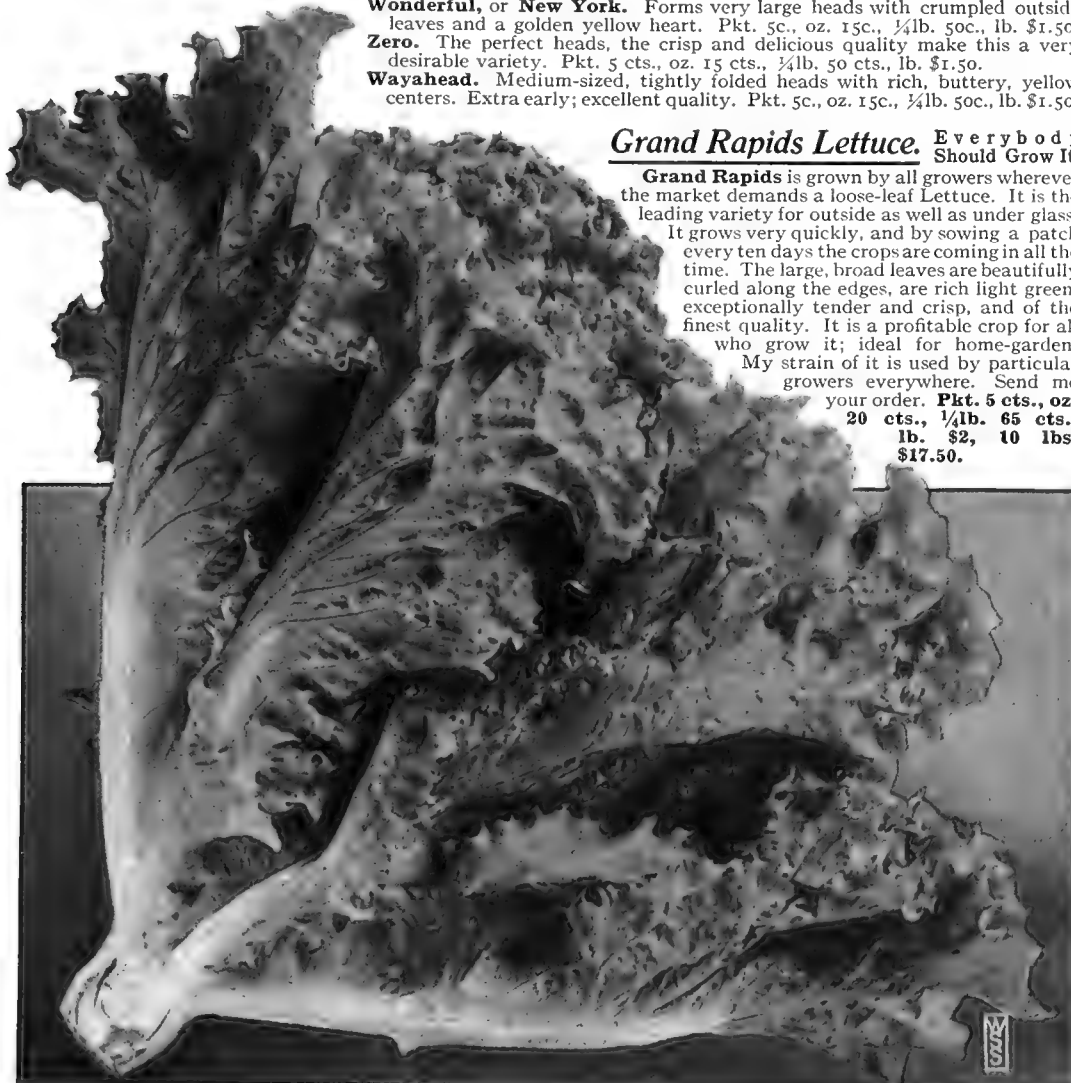
Grand Rapids Lettuce. Everybody Should Grow It.

Grand Rapids is grown by all growers wherever the market demands a loose-leaf Lettuce. It is the leading variety for outside as well as under glass.

It grows very quickly, and by sowing a patch every ten days the crops are coming in all the time. The large, broad leaves are beautifully curled along the edges, are rich light green, exceptionally tender and crisp, and of the finest quality. It is a profitable crop for all who grow it; ideal for home-garden.

My strain of it is used by particular growers everywhere. Send me

your order. Pkt. 5 cts., oz.
20 cts., ¼lb. 65 cts.,
lb. \$2, 10 lbs.
\$17.50.



Grand Rapids Lettuce. One-half natural size

Grown from my high-quality seed by Mr. Edward Grosz, market-gardener and greenhouse vegetable grower. Mr. Grosz says: "I never grew finer Lettuce." That is what all say of my strain of Grand Rapids. Order it now, enough for all season.



Hanson Lettuce. The way it grows when you sow Schell's strain of Hanson. If you want a magnificent crop of Lettuce, grow Hanson. Start it early; Head Lettuce does best *early*, when there is plenty of moisture in the soil

Schell's Hot-Weather Head Lettuce. An early Lettuce, producing good-sized, tightly formed heads, very tender and delicious. The inside is a rich, cream yellow and the outside a light green. Its great value is its ability to resist the extreme heat of summer without going to seed and without burning. **Pkt. 5 cts., oz. 20 cts., 1/4lb. 75 cts., lb. \$2.50.**

Hanson. Large head; crimped leaf; an old favorite. Everybody should grow it. Fine for market during the summer months. **Pkt. 5c., oz. 15c., 1/4lb. 50c., lb. \$1.50.**

Iceberg. It matters not whether grown to a head in early spring or the hottest days of summer, the leaves are always crisp and tender. **Pkt. 5 cts., oz. 15 cts., 1/4lb. 50 cts., lb. \$1.50.**

Early Curled Simpson, or Silesia. Loose, curly leaves; fine for cutting in the home-garden. **Pkt. 5 cts., oz. 15 cts., 1/4lb. 50 cts., lb. \$1.50.**

Early Speckled Dutch Butter. Large heads; good summer variety; stands the heat well. **Pkt. 5 cts., oz. 15 cts., 1/4lb. 50 cts., lb. \$1.50.**

Giant Crystal Head. Forms the largest heads of all Lettuces, crisp and tender; very fine for early summer. Where there is an abundance of moisture, properly drained, this variety will produce enormous heads. Try it. **Pkt. 5 cts., oz. 15 cts., 1/4lb. 50 cts., lb. \$1.50.**

Crisp as Ice. Large handsome heads, solid, crisp, and tender. **Pkt. 5c., oz. 15c., 1/4lb. 50c., lb. \$1.50.**

May King. This is practically the earliest head Lettuce. It is a very quick grower; heads are medium-sized and light green. The inside is a rich buttery yellow. I recommend this to all for market or home garden. **Pkt. 5 cts., oz. 15 cts., 1/4lb. 50 cts., lb. \$1.50.**

Morse. Large, curled leaves; very tender. **Pkt. 5 cts., oz. 15 cts., 1/4lb. 50 cts., lb. \$1.50.**

Prizehead. Large, loose heads, tinged with brown. **Pkt. 5 cts., oz. 15 cts., 1/4lb. 50 cts., lb. \$1.50.**

Salamander. Excellent for early spring, summer, or fall. Large heads of finest quality; a slight tinge of brown on the edge. Very tender. **Pkt. 5c., oz. 15c., 1/4lb. 50c., lb. \$1.50.**

Giant White Cos, or Celery Lettuce. Called Romaine Salad. **Pkt. 5 cts., oz. 15 cts., 1/4lb. 50 cts., lb. \$1.50.**



Giant Crystal Head Lettuce, grown to perfection. The largest head Lettuce, very crisp



Another proof that my strain of **Grand Rapids Lettuce** is of unexcelled quality. Grown by Mr. E. A. Snyder, greenhouse vegetable grower. This plant weighed 2 lbs. 10 ozs. and measured 22 inches in diameter and 21 inches high.

Schell's Big Boston Lettuce

A grand variety for early, midsummer or fall use. Big, compact, cabbage-like heads, as yellow as gold inside and deliciously sweet, tender and crisp. It is more extensively grown than any other Lettuce, either for the private garden or for market. It is grown by market-gardeners everywhere in the open ground for summer and fall; in frames for early spring; forced cool in greenhouses for winter use, or planted out in fall with protection for early spring use. Our gardeners grow enormous crops of Big Boston on a comparatively small acreage because it can be planted close. The heads are very compact, as shown in this illustration. very few loose outside leaves, almost all head. It keeps its fine quality longer after being cut than most others, thus giving it added value for shipping. Thousands of acres of it are grown in the South during the winter for shipping to northern markets. My strain of it is the finest in cultivation. I want every one of my customers to grow Big Boston. **Price: Lb. \$2, 1/4lb. 65 cts., oz. 20 cts., pkt. 5 cts. ORDER NOW.**

L. E. HARTMAN, Market-Gardener, says—


"Last season I sowed your Big Boston lettuce beside some I purchased elsewhere. The difference was very noticeable. **Your strain is really the best I ever grew.** I made \$200 above all expenses on one-fifth of an acre of it this season. I have kept an accurate account."—If it pays him it will pay you to sow my special strain of Big Boston.

"I have used your lettuce for seven years exclusively and think it the finest obtainable. Always so very tender." I. S. BILLMAN.

"Your lettuce seed produced the best crop of lettuce I ever grew. I am well pleased with all the seeds I ever get from you." SAMUEL DITTY.

**Schell's BIG BOSTON
Means Your
Big Crop**

**Always plant
Schell's Quality Seeds
and always have
Quality Crops**




Schell's Big Boston Lettuce

The way it grows when you sow Schell's Quality Seed. My high-quality strain of Big Boston is used by market-gardeners everywhere. It is superior, having perfect uniform heads; it is rich golden yellow inside and extremely tender to the last outside leaf.

MUSKMELON

HOW TO GROW MUSKMELONS, or CANTALOUPEs, and WATERMELONS.—Plant them in May. They always do best on a light, loose, rich soil. Dig deep and work the soil until it is very fine, mixing several shovels of Wizard Brand Sheep Manure or some other well-rotted manure into each hill. No plants do well on half-worked, "lumpy" soil, void of plant food. Make hills of Muskmelons 4 to 5 feet apart each way, and Watermelons 6 to 8 feet apart. Plant 10 to 12 seeds in a hill to insure a good stand of plants. As soon as they are through the ground, spray with Pyrox. When danger of bugs is past, thin out all but four of the best plants. Keep spraying them every two weeks, or oftener if necessary. In cultivating do not injure the plants. To have melons earlier, start seed inside in sod, paper pots, berry boxes, or anything that can be broken to allow planting out without disturbing the roots. One ounce will plant 50 hills; 2 to 3 pounds to an acre.

A trial will convince you that my high-quality seed produces a superior crop.



Schell's New "Dee-licious" Melon

And I tell you it is delicious. Grow it once and you will grow it again

Schell's New "Dee-licious." The name tells it all.

It is delicious, rich, sweet, deep-fleshed, just the right size for table use; salmon-fleshed, solid, rich meat, from the very small seed-cavity to the rind; yields tremendously; in every respect an ideal melon. (See illustration on front cover.) Everybody should order it. **Pkt. 5 cts., 1/2oz. 15 cts., oz. 25 cts., 1/4lb. 75 cts., lb. \$3.**

Honey Dew Melon. (New Cassaba Melon.)

A wonderful melon. Let everybody grow it; then it can speak for itself, better than words can describe it. It is different from any muskmelon or cantaloupe, both in appearance and flavor. The melons are large and round; the outer skin is hard and almost white, turning to a lemon color when ripe. The thick, deep flesh is light green with a rich delicious honey-sweet flavor and very juicy, unlike any other melon. They will keep until late in the fall when no other melons are to be had. The vines grow coarse and heavy and withstand unfavorable weather conditions and bugs better than any other. Grow them for yourself; grow them for market. When you get them started, you will not be able to grow enough to supply the demand. **Pkt. 10 cts., oz. 20 cts., 1/4lb. 60 cts., lb. \$2.**

Emerald Gem. In my judgment this is one of the best yellow- or salmon-fleshed melons; sweet and delicious. Very prolific, and always sells on the market. **Pkt. 5 cts., oz. 15 cts., 1/4lb. 40 cts., lb. \$1.25.**

WHY NOT INSURE YOUR MELON CROP?

It sometimes happens, just when the melon patch is in perfect condition and full of partly developed melons, that blight strikes and away goes the crop. If you spray with Pyrox (one pound to five gallons) when the patch is in perfect condition, it will prevent blight and also kill the melon bugs. I have it. See "Insecticides" in back of catalogue.

Jenny Lind. The earliest green-fleshed melon. The fruits are small, but very sweet and luscious. **Pkt. 5 cts., oz. 15 cts., 1/4lb. 40 cts., lb. \$1.25.**

Extra-Early Hackensack. Large melon; green flesh; very fine. **Pkt. 5 cts., oz. 15 cts., 1/4lb. 40 cts., lb. \$1.25.**

Large Hackensack. About ten days later than the above, but larger. Round, with flattened ends; very productive. **Pkt. 5 cts., oz. 15 cts., 1/4lb. 40c., lb. \$1.25.**

Rocky Ford. Green flesh; medium in size, very prolific and of the most delicious flavor. **Pkt. 5 cts., oz. 15 cts., 1/4lb. 40 cts., lb. \$1.25.**

Paul Rose. Salmon flesh. Almost round; flesh deep and firm and very sweet and luscious. **Pkt. 5 cts., oz. 15 cts., 1/4lb. 40 cts., lb. \$1.25.**

Burrell's Gem. Salmon flesh. Shape oval; skin is a rather dark green; the rind thin; flesh very thick and of the most delicious, juicy flavor. It almost melts in the mouth. **Pkt. 5 cts., oz. 15 cts., 1/4lb. 40 cts., lb. \$1.25.**

Miller's Cream. Salmon flesh; very fine; a great favorite. Fruits are large and round; light green; skin netted. **Pkt. 5 cts., oz. 15 cts., 1/4lb. 40 cts., lb. \$1.25.**

Tip-Top. One of the best of the salmon-fleshed melons. A big yielder. Fruits are large and of delicious quality. **Pkt. 5 cts., oz. 15 cts., 1/4lb. 40 cts., lb. \$1.25.**

Banana. Salmon flesh. Melons are very large and thin and of delicious quality. **Pkt. 5 cts., oz. 15 cts., 1/4lb. 40 cts., lb. \$1.25.**

Golden Netted Gem. Green flesh. One of the grandest green-fleshed melons. Shape is oval, almost round; skin is light golden yellow, netted. Flesh light green, melting and delicious. **Pkt. 5 cts., oz. 15 cts., 1/4lb. 40 cts., lb. \$1.25.**

Long Island Beauty. Green flesh. Melons are very large, flattened, heavily ribbed. Very handsome and of the finest quality. I recommend it highly. **Pkt. 5 cts., oz. 15 cts., 1/4lb. 40 cts., lb. \$1.25.**



Rocky Ford, green-fleshed melon



WATERMELON

One ounce will plant 30 hills; 4 to 5 pounds to the acre

New Watermelon, Tom Watson. The melons are oblong, 18 to 24 inches long and 10 to 14 inches in diameter, averaging forty to sixty pounds each. The flesh is a deep red, of the most delicious quality and extends close to the rind. The rind is dark green and very strong. This variety has proved its great value and should be grown by every melon-grower. Pkt. 5 cts., oz. 10 cts., 1/4lb. 30 cts., lb. \$1.

McIver's Wonderful Sugar. A long, striped melon (often 2 feet in length), of the finest quality. Pkt. 5 cts., oz. 10 cts., 1/4lb. 25 cts., lb. 75 cts.

Round Dark Iceing. Shape round; flesh pink, sweet and melting. Pkt. 5 cts., oz. 10 cts., 1/4lb. 25 cts., lb. 75 cts.

Fordhook Early. The earliest large-fruited melon; almost round; dark green; flesh bright red, crisp and sweet. Pkt. 5 cts., oz. 10 cts., 1/4lb. 25 cts., lb. 75 cts.

Iceberg, or Blue Gem. Large, thick, oval melons. Skin dark green, with lighter stripes. Sweet, sugary flavor. Black seed which allows early planting. Pkt. 5 cts., oz. 10 cts., 1/4lb. 25 cts., lb. 75 cts.

Harris Earliest. One of the best extra-early melons; fruits are oval, dark green, with broad, light stripes; flesh sweet and delicious. Pkt. 5 cts., oz. 10 cts., 1/4lb. 25 cts., lb. 75 cts.

Kentucky Wonder. Large, dark green melons of best quality. An old favorite. Pkt. 5 cts., oz. 10 cts., 1/4lb. 25 cts., lb. 75 cts.



Tom Watson—Very large melon of excellent quality; deep red flesh with that rich sweet flavor

Dixie. Oblong. 18 to 24 inches long; skin dark green, with light stripes; flesh bright red and of finest quality. Pkt. 5 cts., oz. 10 cts., 1/4lb. 25 cts., lb. 75 cts.

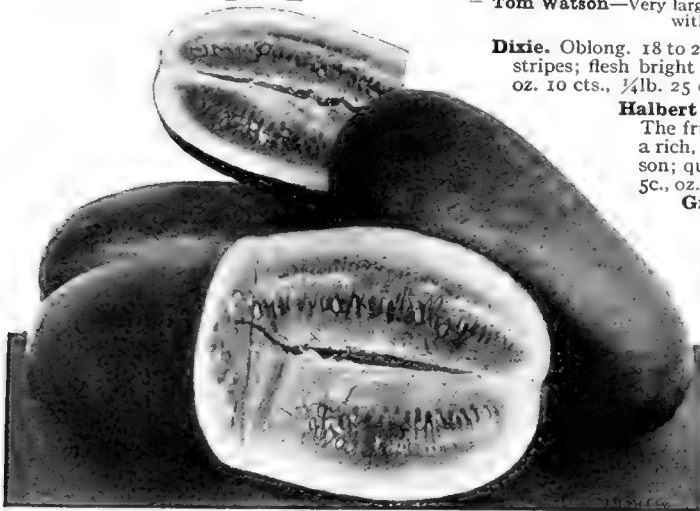
Halbert Honey. One of the best melons grown. The fruits are long, blunt at both ends; skin a rich, glossy green; the flesh a beautiful crimson; quality most delicious; very prolific. Pkt. 5c., oz. 10c., 1/4lb. 25 cts., lb. 75 cts.

Gray Monarch, or Long Light Iceing. A long melon; skin mottled very light green; flesh is a deep red and very fine. The melons have sometimes weighed fifty to sixty pounds. Pkt. 5 cts., oz. 10 cts., 1/4lb. 25 cts., lb. 75 cts.

Florida Favorite. A large, oblong melon, with dark green skin; excellent flavor. Pkt. 5 cts., oz. 10 cts., 1/4lb. 25 cts., lb. 75 cts.

Colorado Preserving Citron. Pkt. 5 cts., oz. 10 cts.

Kleckley Sweets. (Also called Monte Cristo.) The sweetest of all Watermelons; shape is oval; color dark green. Very thin rind. Pkt. 5 cts., oz. 10 cts., 1/4lb. 30 cts., lb. \$1.



Kleckley Sweets Watermelons

Grown extensively in every locality. Every grower likes Kleckley Sweets

MUSTARD

One ounce will sow a row 100 ft. long

White London. Pkt. 5 cts., oz. 15 cts., 1/4lb. 40 cts., lb. \$1.

OKRA, or GUMBO

White Velvet. Pkt. 5 cts., oz. 10 cts., 1/4lb. 25 cts., lb. 75 cts.

HERBS, Have a "Medicine Garden"

Everybody should have their own "Medicine Garden"—a plot of ground somewhere within their vegetable- or flower-garden devoted to the growing of the various Herbs so often needed in the home for medicinal purposes. You may save much in doctor bills and indeed it may mean the saving of the lives in your household by having these Medicinal Herbs at hand for immediate use when needed.

HOW TO GROW THEM. Sow the seed in the spring after the soil has become warm—usually about May 1. Sow in rows 12 inches apart, cultivating the plants often, and when the plants have three or four leaves transplant to stand about 12 inches apart in the rows.

	Pkt.	Oz.		Pkt.	Oz.		Pkt.	Oz.
	\$0	10	\$0	10	\$0	10	\$0	10
Anise.....	10	30	Dill.....	10	25	Sage.....	10	60
Balm.....	10	30	Fennel, Sweet.....	10	25	Savory, Summer.....	10	
Basil, Sweet.....	10	30	Horehound.....	10	40	Savory, Winter.....	10	
Borage.....	10	35	Marjoram, Sweet.....	10	40	Tansy.....	10	
Caraway.....	10	35	Pennyroyal.....	10		Thyme.....	10	
Catnip.....	10	30	Rosemary.....	10		Wormwood.....	10	40
Coriander.....	10	30						



Acres and acres of Onions are planted to produce the tons of Onion Seed needed for my customers. You see the reason we sell so much Onion Seed to large and small growers is because of the magnificent crops our seed produces.

ONIONS


The quality of my Onion Seed is positively unexcelled. It is produced from perfect specimen bulbs, under the most favorable conditions. The vitality is almost always 100 per cent, never less than 97 per cent, and if your soil and weather conditions are right, my seed will give you a most magnificent crop. Try it this year.

HOW TO GROW ONIONS.—For sets (to plant the following spring), sow in rows 12 inches apart early in the spring, in soil well prepared and worked fine. Sow seed thick, 50 pounds to the acre. If not thick, then they grow too large. When ripe, gather, cure, and store them in a dark, dry, cool, airy place. Leave undisturbed until next spring. For large Onions, sow 10 pounds to the acre. Sow seed early in spring in rows 12 inches apart, same as for sets, but make soil as rich as possible, for Onions are rank feeders, and to grow the largest size it is necessary to have the plant food there to feed them. Wizard Brand Sheep Manure is splendid (we have it). Thin to about 2 inches apart in the rows. Keep clear of weeds. Harvest when the tops die down. One ounce will sow a row 100 feet long.


The Famous Prizetaker Onion

Grows to enormous size from seed. Under very best conditions the Onions have been grown to 5 inches in diameter. Prizetaker is the Onion everybody should grow for private use or for market. It is the most popular Onion in America, is grown more extensively by gardeners than any other variety, and is a money-maker for those who grow it in quantities. The flesh is pure white, succulent and sparkling; the skin a pale yellow; its keeping quality is excellent. Crops of 800 to 1,200 bushels to the acre have been grown with Prizetaker. If you have a good, rich acre, sow ten pounds of Prizetaker seed on it and try for a 1,000-bushel crop—it may mean \$1,000. **Pkt. 5 cts., oz. 30 cts., 1/4lb. 85 cts., 1b. \$2.75, 10 lbs. \$26.**

Prizetaker Onions are always salable from harvest all through the winter if you wish to hold them. I urge you to grow this crop for I know if conditions are right it will be one of your most profitable crops.



A big crop of handsome Prizetaker Onions, grown from my quality seeds by James Librandi, market-gardener. There is positively no failure when you plant my seeds, unless weather or soil conditions cause failure; for we know they will grow; we prove it before we give you the seeds.




Perfect Silverskin Onions

White Silverskin

Pure white, mild-flavored Onions; splendid for spring-bunching Onions because of their snow-white skin and mild flavor. Also valuable as large Onions and medium-sized for pickling. For this purpose they should be left 1 inch apart in the row when small quantities are grown. When large quantities are grown, sow half as thick as for sets. They keep well, but are not so sure as the yellow varieties. Make your soil very rich, and cultivate often. Always keep in mind the fact that my Onion seed averages 97 to 100% vitality which is equal to crop insurance where weather conditions are favorable. **Pkt. 5 cts., oz. 40 cts., 1/4lb. 90 cts., 1b. \$3.**

WALTER S. SCHELL'S QUALITY SEEDS FOR MARKET-GARDENERS



Silverskin.
Grown by R. J. Walton
These show the final results of the crops.



Ohio Yellow Globe.
Grown by F. W. Best



Perfect Prizetaker.
Grown by J. I. Nace
Do you want better crops this season? Order Schell's Quality Seeds

New Onion, Hero. I recommend this as the finest possible form of a reliable, heavy-cropping, long-keeping, deep, globe-shaped Onion. The bulbs are exceedingly handsome and *invincible* at exhibitions. The color of the skin is a clear tawny yellow. The bulbs attain a **very great size** and **enormous weight**. Of course, for any Onion to grow to a large size, the soil *must be rich*. **Pkt. 20 cts., oz. 50 cts.**



"Hero." Grows to enormous size on rich soil

It has a very mild flavor, and when grown for large Onions, its broad, flattened shape makes it a very desirable one for slicing. Grow all you can of them. Do not take any chances of a crop failure by purchasing low priced seed. Pay a little more and sow my high quality tested seed and thus be sure of vitality. **Pkt. 5 cts., oz. 30 cts., 1/4lb. 75 cts., lb. \$2.50.**

- Yellow Globe Danvers.** Pkt. 5c., oz. 30c., 1/4lb. 75c., lb. \$2.50.
- Flat Yellow Danvers.** Pkt. 5c., oz. 30c., 1/4lb. 75 cts., lb. \$2.50.
- Red Wethersfield.** The standard red variety. Thick, flattened Onions. Pkt. 5 cts., oz. 30 cts., 1/4lb. 75 cts., lb. \$2.50.
- Extra-Early Barletta, or White Queen.** Fine for small pickles. Pkt. 5 cts., oz. 40 cts., 1/4lb. 90 cts., lb. \$3.
- Southport Red Globe.** The handsomest and most richly colored of all red Onions. Pkt. 5 cts., oz. 35 cts., 1/4lb. 85 cts., lb. \$3.
- White Pearl.** Extra early; round; white; fine. Pkt. 5 cts., oz. 40 cts., 1/4lb. 90 cts., lb. \$3.
- Mammoth Silver King.** Clear silvery white. Matures quickly and on rich soil often weighs 2 to 3 pounds. Pkt. 5 cts., oz. 40 cts., 1/4lb. \$1, lb. \$3.50.

Yellow Strasburg Onion

This is an excellent keeper, and for this reason is grown very largely for sets. It is somewhat flat in shape, but thick through, giving a perfectly round shape to small sets, which is very desirable. Also grows to a large size and ripens early. Skin is a bright straw color.



Yellow Strasburg Onion. A perfect specimen grown from my seed. One of the best varieties for growing Onion sets. A good keeper.

ONION SETS

I make a specialty of fancy, re-cleaned and hand-picked Onion Sets, and sell thousands of bushels.

Yellow. Qt. 30 cts. (35 cts., if sent postpaid), bus. (32 lbs.) \$6.

White. Qt. 35 cts. (40 cts. if sent postpaid), bus. (32 lbs.) \$6.75.

Write for price on large quantities. (Prices subject to change with market up and down.)

Egyptian, or Tree Onions, we have in the fall only; write for price of the sets in August.

GARLIC SEED

Pkt. 5c., oz. 30 cts., 1/4lb. \$1, lb. \$3.50.



A perfect stand—a perfect crop is the result of sowing Schell's Quality Seeds


Perfect Ohio Yellow
Globe Danvers

Grown from my own special strain by Mr. John W. Early: The important matter for you to consider is not, "Where can I buy onion seed cheapest?" but "Where can I get the highest quality seed?" Thousands of gardeners answer — "Send to Schell's if you want Quality."

SCHELL'S SPECIAL STRAIN OF
Ohio Yellow Globe Danvers and
Large White Globe

Two of the Best Onions for Any Market or for Home Use. Either Can Be Grown to Perfection for Large Onions or for Pickles, or Sets

Remember there is a vast difference in various strains of the same variety of Onions, and great difference in vitality and quality. My stock is an individually bred strain of very superior quality and is used by large Onion-growers everywhere. I annually supply many thousands of pounds of seed to these growers. It is not low-priced seed they want, but great crops of perfect Onions which sell at high prices, and that is what they know they get by sowing my **High Quality Seed**. It will pay you well to do the same.



Large
White
Globe

You can grow them as perfect as this, if you sow Schell's Quality Seeds.

Schell's Ohio Yellow Globe

The illustration gives you an idea of the value of this variety for home or market crop, and also the superior quality of the Onions produced when my high-quality seed is sown. Ohio Yellow Globe produces large Onions from seed sown in the spring and thinned out to 2 inches in the row. The richer the soil and the more intense the cultivation, the larger and better will be the Onions. They are a perfect globe shape, elegant keepers, and in every way a very profitable variety to grow. Also produce the very finest Onion Sets. If you want an ounce or 100 pounds of it, send me your order. **Pkt. 5 cts., oz. 30 cts., 1/4lb. 75 cts., 1lb. \$2.50, 10 lbs. \$22.50.**

Schell's Large White Globe

Or Southport White Globe, it is also called. Perfect globe-shaped Onions of large size and silvery whiteness. Grows to a large size from seed sown in spring. The flesh has a most delicious flavor. A large and quick sale is found for these wherever marketed. A good keeper. When grown closer in the rows they make the finest white pickling Onions. Grow lots of White Globe and be sure you sow Schell's Quality Seeds for they grow better—they yield better. **Pkt. 5 cts., oz. 40 cts., 1/4lb. \$1, 1lb. \$3, 10 lbs. \$27.50.**



Schell's Beauty Parsley. It surpasses all others because of its exquisitely curled heavy foliage on long stems. Grown from my high-quality seed.

PARSLEY

One ounce will sow a row 100 feet long

HOW TO GROW PARSLEY.— Important! It requires 3 to 4 weeks for Parsley seed to germinate. Cover the seed $\frac{1}{2}$ inch. The soil must be moist. In dry weather it is next to impossible to get Parsley seed to germinate unless watered properly. Sometimes, soaking the seed several hours in warm water (not hot) then sowing it out immediately, will help.

Schell's Beauty. This Parsley is so extremely curled and of such a rich, fresh green color that its beautiful appearance compels those who see it to purchase it. Pkt. 5c., oz. 20c., $\frac{1}{4}$ lb. 60c., lb. \$2.

Moss Curled. Pkt. 5 cts., oz. 15 cts., $\frac{1}{4}$ lb. 50 cts., lb. \$1.50.

Fine Double Curled. Pkt. 5c., oz. 15 cts., $\frac{1}{4}$ lb. 40 cts., lb. \$1.25.

Plain. Pkt. 5 cts., oz. 15 cts., $\frac{1}{4}$ lb. 40 cts., lb. \$1.25.

Triple Curled. Handsome, dwarf and compact; very curly and crimped. Pkt. 5 cts., oz. 15 cts., $\frac{1}{4}$ lb. 50 cts., lb. \$1.50.

Rooted, or Hamburg. The roots are shaped like a parsnip and are used for flavoring soups. Pkt. 5c., oz. 15c., $\frac{1}{4}$ lb. 50c., lb. \$1.50.



Rooted Parsley

PARSNIP

One ounce will sow a row 150 feet long; 5 to 6 lbs. to the acre

HOW TO GROW THEM.—Parsnips need a deep, loose, rich soil to produce straight, smooth clean roots. Sow seed as early in spring as weather permits, when soil is warm. Make rows $1\frac{1}{2}$ feet apart and sow seed in rows; cover seed $\frac{1}{2}$ inch when soil is moist; then when plants are 3 to 4 inches high, thin them out to 4 inches between the plants. The roots are improved in quality and flavor if left in the ground over winter. Enough for winter use should be stored in pits or cellars and covered with earth to preserve their good quality.

New Kelway's Don Parsnip

A half-long variety selected for handsome form, size, whiteness of skin and flesh, and firmness and solidity of texture; a most valuable variety for market. Pkt. 10 cts., oz. 30 cts., $\frac{1}{4}$ lb. \$1.

Improved Hollow Crown. My stock is the popular type, much in favor with the gardeners. Pkt. 5 cts., oz. 15 cts., $\frac{1}{4}$ lb. 50 cts., lb. \$1.25.

Maltese. A snow-white Parsnip; very fine. Pkt. 5 cts., oz. 15 cts., $\frac{1}{4}$ lb. 50 cts., lb. \$1.25.

Thick-Neck Hollow Crown. Pkt. 5 cts., oz. 15 cts., $\frac{1}{4}$ lb. 50 cts., lb. \$1.25.

PUMPKIN

One ounce will plant 25 hills; 3 pounds to the acre

The richer the soil and better the cultivation the larger and better will be the Pumpkins. Plant seed in May or June, about 8 feet apart; also in corn-fields when you plant corn.

Large Cheese. Flat. One of the best varieties for the family garden. Pkt. 5 cts., oz. 15 cts., $\frac{1}{4}$ lb. 30 cts., lb. \$1.

Connecticut, or Large Field. For feeding stock. Oz. 10 cts., $\frac{1}{4}$ lb. 25 cts., lb. 85 cts.; 10 lbs. or more, 75 cts. per lb.

Mammoth Potiron, or Jumbo. The largest of all Pumpkins. Fine quality. Good for feeding stock and is a valuable culinary variety. Pkt. 5 cts., oz. 15 cts., $\frac{1}{4}$ lb. 40 cts., lb. \$1.25.


Golden Oblong. Grows 15 to 20 inches long and about 8 to 10 inches in diameter. Skin is rich yellow; flesh, light yellow and of finest flavor. Pkt. 5c., oz. 15c., $\frac{1}{4}$ lb. 40c., lb. \$1.25.

Japanese Pie. A Crookneck variety. The skin is a deep green with dark stripes; flesh is a deep yellow; very fine. One of the best varieties for pies. Pkt. 5c., oz. 15c., $\frac{1}{4}$ lb. 50c., lb. \$1.50.

Golden Cushaw, or Crookneck. The best yellow Crookneck Pumpkin. Pkt. 5 cts., oz. 15 cts., $\frac{1}{4}$ lb. 40 cts., lb. \$1.25.

Tennessee Sweet Potato. Bell-shaped. Sweet and tender flesh. Fine for pies. Pkt. 5 cts., oz. 15 cts., $\frac{1}{4}$ lb. 40 cts., lb. \$1.25.


Green-striped Cushaw. A popular variety, with close grained, sweet flesh. Pkt. 5 cts., oz. 15 cts., $\frac{1}{4}$ lb. 40 cts., lb. \$1.25.



Perfect Parsnips like these when you plant Schell's seeds

PEPPERS (Mangoes)

HOW TO GROW PEPPERS.—Start the seed in hotbeds, greenhouse, or in boxes indoors in March or April. When the plants are about 2 inches high, transplant in other boxes, setting them 2 inches apart. Then, when the weather is settled, the soil warm, and all danger of freezing over, set the plants out, after first preparing the soil well, working in well-rotted manure or some good fertilizer. For the home-garden set plants a foot apart in the rows and have rows a foot apart. For large plantings make rows 2 feet apart. Do not grow sharp and sweet Peppers together; they will mix. One ounce will produce 1,000 plants.



Schell's Quality Pepper

It continues to hold first place as the most prolific, and earliest to ripen of all Peppers. Every market having a trade on mangoes should grow it.

THE PERFECT PEPPER FOR THE MARKET-GARDENER

"Your Pepper surely is good. It will outcrop any one I've ever raised."—L. R. Leick, The Leick Farm, Ohio.

A beautiful, attractive shape, which makes it sell on sight, while its superior quality, sweet as an apple, backs up its attractive appearance. It is the most prolific Pepper ever grown in this locality. The photograph shows a specimen plant with 38 perfect fruits on it. They do not all yield this large number, yet this gives you an idea of the tremendous yielding possibilities of this new Quality Pepper. A beautiful scarlet when ripe, it has all the qualities required for the most profitable crop, namely, **size, yield, quality,**

quick to color. No other variety can claim all these qualities. Picking the Peppers as early and as often as possible will induce a heavier yield. The market-gardeners who grow it are amazed at the remarkable crop it produces for them and the best testimonial is the fact that these same gardeners have continued to order it every year. **Pkt. 15 cts., oz. \$1, 1/4lb. \$3.50, lb. \$12.**

"I planted four rows of your Schell's Quality Pepper across my field, 400 feet long, and picked 125 bushels. It is the most wonderful Pepper to yield I ever saw."—C. E. STEELE, Market-Gardener, Oct. 30, 1919.

"Enclosed find \$5 for one peck of Yellow Bountiful Beans. Your Peppers and all other seed came up splendidly and are doing well."—B. SULZER, Ohio.


Schell's Quality Pepper



Improved Ruby King (see page 32)

"I have sold hundreds of dollars' worth of Quality Peppers long before the fruits started to form on other varieties. After we had pulled Peppers three or four times, your Quality Pepper plants still bore 10 to 1 more fruits than any of the other varieties from which we had not yet had one picking."—G. P. BLANCHARD.

Chinese Giant. *The largest Pepper in cultivation, averaging 12 to 15 inches in circumference. It yields abundantly but it is not so prolific as my new Quality Pepper. The flesh is thick, very tender and sweet and, being so large, makes an excellent Mango for stuffing. The color is a brilliant scarlet when ripe. The photograph shows you what a splendid variety this is. You should grow "Chinese Giant."* **Pkt. 10c., oz. 75c., 1/4lb. \$2.25, lb. \$8.**



Chinese Giant. Grown from my seed. High quality seeds produce just such perfect Peppers.

PEPPERS (Mangoes)



Ruby Giant

Grown by Mr. E. C. Hiler, market-gardener. A very mild-flavored Mango Pepper, suitable for stuffing, because of its size.

Neapolitan. Without question this is one of the earliest and one of the most productive of all large, mild Peppers. Pkt. 10 cts., oz. 60 cts., ¼lb. \$1.75, lb. \$6.

Large Bell, or Bull Nose. Sweet-flavored, early and prolific. Pkt. 10 cts., oz. 60 cts., ¼lb. \$1.75, lb. \$6.

Long Red Cayenne. The true hot Pepper. Pkt. 5 cts., oz. 50 cts., ¼lb. \$1.50, lb. \$5.50.

Golden Queen. Very large, sweet, yellow Pepper. Pkt. 10 cts., oz. 75 cts., ¼lb. \$2.25, lb. \$8.

Red Cherry. Shaped like cherries. Used for pickles. Pkt. 5 cts., oz. 50 cts., ¼lb. \$2.

World Beater. New. Large smooth, beautiful Peppers. Mild flavor, very early to ripen, very prolific. You will like it. Pkt. 10 cts., ½oz. 40 cts., oz. 75 cts., ¼lb. \$1.75, lb. \$6.

Royal King. A new Pepper of special value. Very uniform in growth; color rich, glossy red; mild flavor, very fine. Pkt. 10 cts., ½oz. 40c., oz. 75 cts.; ¼lb. \$1.75, lb. \$6.



The large one is Schell's Giant Sharp Red Pepper. Natural size. The two small ones are Long Red Cayenne, showing their natural size also.



Pimiento Pepper

One of the sweetest Peppers grown

Schell's Giant Sharp Red. This Pepper is the largest sharp or hot Pepper, averaging 8 to 10 inches long and 1 to 1 ¼ inches in diameter. It bears great quantities of these handsome Peppers, and is very popular among all gardeners who have a market for sharp Peppers. Pkt. 10 cts., ½oz. 40 cts., oz. 75 cts., ¼lb. \$2.50, lb. \$8.50.

Pimiento. Also called Sweet Salad, Glory, Sweet Meat. Very sweet. A splendid variety for filling, for salads, for flavoring. The plants are very prolific, the Peppers medium in size and shaped just like the illustration, but much larger in size. When ripe they are a brilliant attractive red. Pkt. 10 cts., ½oz. 30 cts., oz. 60 cts., ¼lb. \$1.75, lb. \$6.

PEAS

HOW TO GROW PEAS.—They must have good rich soil worked deep and thoroughly. Wizard Brand Sheep Manure worked in is good (we have it). However, soil too rich will force the plants to an unnatural growth, sometimes twice the height of their natural habit, which prevents the usual productiveness, and makes "all vine and no Peas." If desired for first in the market, then plant the extra-early smooth-seeded varieties, Pedigree Extra-Early or Alaska. They may be planted as early as you can get in the garden. The wrinkled-seeded varieties are much sweeter and not so hardy. The seed sometimes rots if planted very early, although this depends on the weather after they are planted. Make the rows one foot apart for low-growing sorts and for the home-garden, and 3 feet for large plantings for horse cultivation. For tall sorts make rows 2 feet apart in the home-garden and 3 to 4 feet for large plantings. Cover early plantings 1 to 1½ inches; when soil is warmer, cover 2 inches. By successive plantings every 2 weeks Peas may be had all season. Cultivate thoroughly all through the growing period. Nott's Excelsior is one of the best-quality dwarf varieties for the home-garden. Gradus and Thomas Laxton are two of the best large-podded early varieties, while Telephone and Stratagem are two of the best late sorts. Tall sorts may be supported by brush, twine, or racks. The only varieties of Peas offered here that need support are Telephone, Everbearing, Alderman, Champion of England, and Mammoth Luscious Sugar. One quart will plant a row 100 feet long; 2 bushels to the acre.



Telephone Peas
Large Peas, large pods
and lots of them

60 cts., 2 qts. \$1.20, 4 qts. \$2.25, pk. \$4.25, bus. \$16.

Nott's Excelsior. One of the most desirable Peas for both the market-gardener and the home-garden, because of its delicious quality, even growth and productiveness. Grows just 12 inches high and is covered with well-filled pods 2½ to 3 inches long. Sixty-three days from planting to first picking. Pkt. 10 cts., ½pt. 15 cts., pt. 30 cts., qt. 60 cts., 2 qts. \$1.20, 4 qts. \$2.25, pk. \$4.25, bus. \$16.

Alaska. One of the very earliest, sometimes called the Earliest of All. Pods are small, but they are borne in wonderful profusion; first in the market when planted early. Vines grow 2 to 2½ feet. Pkt. 10 cts., ½pt. 15c., pt. 30 cts., qt. 60 cts., 2 qts. \$1.20, 4 qts. \$2.25, pk. \$4.25, bus. \$16.

Thos. Laxton. Very fine. Matures as early as Gradus; the pods are not quite so large, but it yields heavier. I recommend it to all who grow for market; it is a money-maker. Vines grow 2½ feet high, and are covered with pods. Pkt. 10 cts., ½pt. 15 cts., pt. 30 cts., qt. 60 cts., 2 qts. \$1.20, 4 qts. \$2.25, pk. \$4.25, bus. \$16.

Gradus. The largest-podded extra-early Pea in cultivation. The flavor is delicious; vines grow 2 to 3 feet; mostly grown by gardeners and without any support; 55 days from planting to picking. Pkt. 10 cts., ½pt. 15 cts., pt. 30 cts., qt. 60 cts., 2 qts. \$1.20, 4 qts. \$2.25, pk. \$4.25, bus. \$16.

Telephone. Immensely productive and of the finest quality. Grows 3 to 4 feet high and requires 71 days. Telephone is one of the old favorites, and because of its delicious flavor everybody wants it. If you have Telephone Peas at market, the name alone will sell them. Pkt. 10 cts., ½pt. 15 cts., pt. 30 cts., qt. 60 cts., 2 qts. \$1.20, 4 qts. \$2.25, pk. \$4.25, bus. \$16.

Premium Gem, or Little Gem. Delicious Peas crowded tight into pods 2½ to 3 inches long. Very prolific. Vines grow only 12 to 15 inches high. Pkt. 10 cts., ½pt. 15 cts., pt. 30 cts., qt. 60 cts., 2 qts. \$1.20, 4 qts. \$2.25, pk. \$4.25, bus. \$16.

American Wonder. Extremely dwarf growth, only 8 to 10 inches high. Peas are highly flavored. Pkt. 10 cts., ½pt. 15 cts., pt. 30 cts., qt. 60 cts., 2 qts. \$1.20, 4 qts. \$2.25, pk. \$4.25, bus. \$16.

Dwarf Champion. A dwarf-growing strain of the old popular Champion of England. It grows only 2 feet high and has all the good qualities of its parent. Pods are 3 inches long. Pkt. 10 cts., ½pt. 15 cts., pt. 30 cts., qt. 60 cts., 2 qts. \$1.20, 4 qts. \$2.25, pk. \$4.25, bus. \$16.

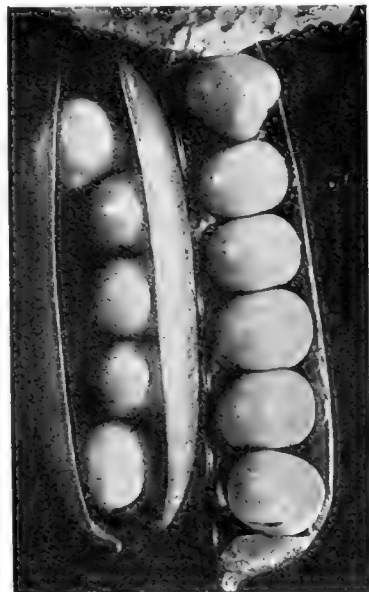
Dwarf Telephone, or Carter's Daisy. Vines grow 1½ feet. Pods are large. Pkt. 10 cts., ½pt. 15 cts., pt. 30 cts., qt. 60 cts., 2 qts. \$1.20, 4 qts. \$2.25, pk. \$4.25, bus. \$16.

Ameer. Very early and prolific. Vines grow about 1½ feet high and are covered with fine pods. Pkt. 10 cts., ½pt. 15 cts., pt. 30 cts., qt. 60 cts., 2 qts. \$1.20, 4 qts. \$2.25, pk. \$4.25, bus. \$16.

Pedigree Extra-Early, or Market-Gardeners' Extra-Early. A specially selected stock for market-gardeners. Pods filled up tight to the ends with large, luscious Peas. Grows 2 feet high. Pkt. 10 cts., ½pt. 15 cts., pt. 30 cts., qt. 60 cts., 2 qts. \$1.20, 4 qts. \$2.25, pk. \$4.25, bus. \$16.




Perfect Pure-Bred Alaska Peas. As they grow when you plant my High Quality Seed



Nott's Excelsior Peas.

One of the most desirable dwarf or low-growing varieties, 15 inches high, covered with pods packed tight with delicious Peas.

Mammoth Luscious Sugar Peas



The largest and best of all Sugar or Edible-podded Peas

PEAS, continued

- Stratagem.** I consider this the finest of all late Peas. It grows only 18 to 24 inches high, and yields tremendously. Pods are very large and filled to the ends. The quality is extra fine. Eighty days from planting to picking. Pkt. 10c., 1/2pt. 15c., pt. 30c., qt. 60c., 2 qts. \$1.20, 4 qts. \$2.25, pk. \$4.25, bus. \$16.
- Alderman.** The pods are of the largest size and finest quality. The vines grow 3 to 4 feet high. A valuable variety for main crop. Be sure to include this fine variety in your order. Pkt. 10 cts., 1/2pt. 15 cts., pt. 30 cts., qt. 60 cts., 2 qts. \$1.20, 4 qts. \$2.25, pk. \$4.25, bus. \$16.
- Masterpiece.** Just as early as Gradus, and the Peas are just as large, but the pods are smaller, yet better filled and borne in greater profusion. Grows 2 1/2 feet. Pkt. 10 cts., 1/2pt. 15 cts., pt. 30 cts., qt. 60 cts., 2 qts. \$1.20, 4 qts. \$2.25, pk. \$4.25, bus. \$16.
- Champion of England.** A well-known standard late Pea. Grows 4 to 5 feet. The Dwarf Champion described before is a more desirable Pea, an improvement over this one. Pkt. 10 cts., 1/2pt. 15 cts., pt. 30 cts., qt. 60 cts., 2 qts. \$1.20, 4 qts. \$2.25, pk. \$4.25, bus. \$16.
- Sutton's Excelsior.** Similar in habit to Nott's Excelsior, being dwarf, about 15 inches high, yet the pods are larger. Peas tender and of fine flavor. It is a good one. (Weather conditions caused a failure of this crop.)
- Little Marvel.** A new, dwarf, extra-early Pea. Plants grow 15 inches high, well filled with rich, dark green pods, containing 5 to 7 large Peas of finest quality. Fine for market- or home-garden. (Weather conditions caused a failure of this crop.)
- Laxtonian.** Grows 15 to 20 inches high and the pods are very large; often 9 big Peas in a pod. It is the largest-podded of all dwarf varieties, and early. Pkt. 10 cts., 1/2pt. 15 cts., pt. 30 cts., qt. 60 cts., 2 qts. \$1.20, 4 qts. \$2.25, pk. \$4.25, bus. \$16.
- Market Surprise.** A new early sort. Vines grow about 2 1/2 feet high and are literally covered with pods of good size. Very rich flavor. Pkt. 10 cts., 1/2pt. 15 cts., pt. 30 cts., qt. 60 cts., 2 qts. \$1.20, 4 qts. \$2.25, pk. \$4.25, bus. \$16.
- Potlach.** Large-podded Pea, of excellent quality; one of the heaviest yielders of the second-early varieties; grows about 2 feet. A valuable market sort. Pkt. 10 cts., 1/2pt. 15 cts., pt. 30 cts., qt. 60 cts., 2 qts. \$1.20, 4 qts. \$2.25, pk. \$4.25, bus. \$16.
- Bliss' Everbearing.** One of the best main-crop Peas. Pods are 3 to 4 inches long and well filled. Very prolific. Plants grow 2 1/2 feet high. About 80 days from planting to picking. Pkt. 10 cts., pt. 30 cts., qt. 60 cts., 4 qts. \$2.25, pk. \$4.25, bus. \$16.
- Dwarf White Marrowfat.** Grows 4 to 5 feet; very prolific. Pkt. 10 cts., 1/2pt. 15 cts., pt. 30 cts., qt. 60 cts., 2 qts. \$1.20, 4 qts. \$2.25, pk. \$4.25, bus. \$16.

SUGAR PEAS

Sugar Peas are not shelled as other Peas. The pods are cooked like snap beans

- Dwarf Gray Sugar Peas.** Pkt. 10 cts., 1/2pt. 15 cts., pt. 30 cts., qt. 60 cts., 2 qts. \$1.20, 4 qts. \$2.25, pk. \$4.25, bus. \$16.
- Tall Gray Sugar Peas.** Pkt. 10 cts., 1/2pt. 15 cts., pt. 30 cts., qt. 60 cts., 2 qts. \$1.20, 4 qts. \$2.25, pk. \$4.25, bus. \$16.
- Mammoth Melting Sugar Peas.** Failure. (Order Mammoth Luscious, I am confident you will like it better.)
- Mammoth Luscious Sugar Peas.** Without exception the largest, sweetest, purest, most desirable of all Sugar Peas. The pods, when fully grown, will measure 6 to 7 inches long and 1 1/2 inches broad, and they are delicious. Be sure to grow them. Pkt. 10 cts., pt. 40 cts., qt. 80 cts., 2 qts. \$1.60, 4 qts. \$2.50, pk. \$4.75.



Stratagem Peas.

Large pods, fine quality, heavy yielder; you will like them



TWO RADISHES THAT LEAD ALL OTHERS IN THE MARKETS

Schell's Pearl Forcing Radishes

These are grown from my special individual strain of this grand variety. Pearl Forcing is, in my judgment, the finest extra-early, long, white Radish in cultivation. The name Pearl Forcing does not mean that this splendid Radish is for greenhouse culture especially. No, it is just as suitable for growing out in the garden and grows just as perfect outside. Market-gardeners everywhere grow it in great quantities inside and outside. It grows remarkably quick—in 3 or 4 weeks—and it is so very tender and crisp and of such a beautiful shape and so snowy white that it creates a demand for itself. Sow a patch every 2 weeks in the greenhouse or outside in the garden and have **Pearl Forcing** coming all the time. It will mean profit for you.

Prices of Pearl Forcing Radish: Pkt. 5 cts., oz. 20 cts., ¼lb. 50 cts., lb. \$1.50

"From the half pound of your Pearl Forcing Radish seed, sown broadcast on a space 42 x 55 feet, I sold 1,119 bunches, 8 to 10 Radishes in a bunch, at 3⅓ cts. per bunch wholesale, making a net return of \$37.30. This seed is certainly fine. They surpass all others on the market."—H. S. KIMBEL, Market-Gardener.

Schell's Early Scarlet Globe Radish

A perfect strain of this popular, bright, rich red, breakfast Radish. It would surprise you, perhaps, to see the many gardeners' orders we fill for 10, 20, 50, 75, and hundreds of pounds of our Scarlet Globe Radish. Why? Because they have been growing it year after year and know that our seed produces the finest quality. You could order Scarlet Globe Radish from half a dozen different seedhouses and perhaps get as many different strains or types. That is why I refer to my distinct, individual strain of Scarlet Globe. It is a perfect round globe with tiny root, preventing any taper to the globe. The color is a most striking rich red, full of life—not that dead, unattractive color so often seen in other strains. To be safe and sure of a crop of first quality, sow Schell's Early Scarlet Globe.

Pkt. 5 cts., oz. 15 cts., ¼lb. 45 cts., lb. \$1.25



Long Scarlet Short-Top. Very early and very good

- Early Round Dark Red.** Round, handsome, rich-colored. Pkt. 5 cts., oz. 15 cts., $\frac{1}{4}$ lb. 45 cts., lb. \$1.25.
French Breakfast. Long, olive-shaped, bright red, with distinct white tip. Pkt. 5c., oz. 15c., $\frac{1}{4}$ lb. 45c., lb. \$1.25.
Giant White Stuttgart. A mammoth white Radish, the largest of the turnip-shaped varieties. Solid, crisp, and highly flavored. Pure white. Drop seed about an inch and a half apart to give it the size. Pkt. 5 cts., oz. 15 cts., $\frac{1}{4}$ lb. 45 cts., lb. \$1.25.
Royal Red Forcing. A forcing strain of Scarlet Globe. Every garden should have a planting of this Radish the first thing in spring. Fine for forcing under glass. Pkt. 5 cts., oz. 15 cts., $\frac{1}{4}$ lb. 45 cts., lb. \$1.25.

LONG WHITE VARIETIES

- Icicle.** One of the finest white Radishes for early spring. Ready to use in 20 to 25 days from planting. Long, slender, pure white, very crisp and tender. Pkt. 5 cts., oz. 20 cts., $\frac{1}{4}$ lb. 50 cts., lb. \$1.50.
Long White Vienna, or Lady Finger. If planted at the same time as Icicle, this variety will be ready for use as the crop of Icicle is over. Pkt. 5 cts., oz. 15 cts., $\frac{1}{4}$ lb. 45 cts., lb. \$1.25.
Pearl Forcing. The Pearl Forcing is a clear snow-white Radish, maturing as early as Icicle (20 to 25 days), and has that good, tender and crisp taste. Grow it all season; equally valuable for growing in garden, or greenhouse. (See page 35.) Pkt. 5 cts., oz. 20 cts., $\frac{1}{4}$ lb. 50 cts., lb. \$1.50.
White Strasburg. The best long white for growing during the summer season; does not get pithy so readily as the earlier varieties. Fine for all seasons. Pkt. 5 cts., oz. 15 cts., $\frac{1}{4}$ lb. 45 cts., lb. \$1.25.

LONG RED VARIETIES

- Long Scarlet Short-Top.** Long, slender, handsome, red Radish, maturing 25 days after planting. Grows 5 to 6 inches long. Pkt. 5 cts., oz. 15 cts., $\frac{1}{4}$ lb. 45 cts., lb. \$1.25.
Chartier. Long red; with white tip. Very fine tender market Radish. Pkt. 5 cts., oz. 15 cts., $\frac{1}{4}$ lb. 45 cts., lb. \$1.25.
Cincinnati Market, or Glass Radish. This is sometimes called the Red Icicle because of its extreme earliness and fine quality. Its bright, clear color makes it a good seller on the market. Pkt. 5 cts., oz. 15 cts., $\frac{1}{4}$ lb. 45 cts., lb. \$1.25.
Long Brightest Scarlet, or Long Cardinal. Grows very quickly; color bright red, white tip; fine for bunching for market. Pkt. 5 cts., oz. 15 cts., $\frac{1}{4}$ lb. 45 cts., lb. \$1.25.

WINTER RADISHES

- White Chinese.** The large, stump-rooted white winter Radish; the best Radish for this season. Pkt. 5c., oz. 15c., $\frac{1}{4}$ lb. 45c., lb. \$1.25.
Rose Chinese. Sow in the fall. Similar to the white, but red and not so large. Pkt. 5 cts., oz. 15 cts., $\frac{1}{4}$ lb. 45 cts., lb. \$1.25.
Round Black Spanish. The skin is almost black, but the flesh is white and very sweet. Sow in the fall. Pkt. 5c., oz. 15c., $\frac{1}{4}$ lb. 45c., lb. \$1.25.
Long Black Spanish. Sow in the fall. Like the above except that it is long instead of round. Pkt. 5 cts., oz. 15 cts., $\frac{1}{4}$ lb. 45 cts., lb. \$1.25.
California Mammoth White Winter. Pkt. 5c., oz. 15c., $\frac{1}{4}$ lb. 45c.

RADISH

HOW TO GROW RADISHES.—For good, tender, well-shaped Radishes, you must have good, rich, deep, well-prepared soil. They cannot do well in hard, "clayey" soil. Sow the seed early and make other sowings every two weeks. This gives you fresh tender Radishes all season. If too large a sowing is made at one time, they may get tough or pithy before all can be used. Sow the seed in rows rather than broadcasting it, for when sown in rows they may be kept clean of weeds. Rows may be made 4 or 6 or 12 inches apart, depending on the quantity you are growing. Sow seed thin enough so they do not need to be thinned out. Sow seed of winter Radishes in July and August; then take them up before freezing and store in pits or cover with sand in the cellar, and they will keep finely all winter. One ounce will sow a row 100 feet long; 10 pounds to the acre.

ROUND VARIETIES


Schell's Special Forcing Radish. A handsome globe-shaped Radish with the clearest, richest red top and almost the entire lower half of the globe a pure snow-white. It is very attractive when bunched for market and its delicious quality creates a demand for it again. Suitable for garden culture as well as the greenhouse. Pkt. 5 cts., oz. 20 cts., $\frac{1}{4}$ lb. 50 cts., lb. \$1.65.

Early Scarlet Globe. For forcing under glass or outdoors. Pkt. 5 cts., oz. 15 cts., $\frac{1}{4}$ lb. 45 cts., lb. \$1.25.

Early Scarlet Turnip White-tipped. Pkt. 5 cts., oz. 15 cts., $\frac{1}{4}$ lb. 45 cts., lb. \$1.25.

Crimson Giant Forcing. Very fine round red; larger than Scarlet Globe. Pkt. 5 cts., oz. 15 cts., $\frac{1}{4}$ lb. 45 cts., lb. \$1.25.

Philadelphia White Box. Round white Radish. Pkt. 5 cts., oz. 15 cts., $\frac{1}{4}$ lb. 45 cts., lb. \$1.25.



White Chinese Radish

Stump-rooted Radish for fall and winter use. Grown from my quality seeds

SALSIFY, or VEGETABLE OYSTER

HOW TO GROW SALSIFY.—Sow early in the spring in drills 15 inches apart, 1 inch deep; thin to 6 inches in rows. Cultivate the same as carrots or parsnips. It is hardy; can remain in the ground all winter for early spring use, but should be taken up before it starts growing; take up a supply for use during the winter. Succeeds best in a light, well-enriched, mellow soil. Used the same as carrots; or, after having been boiled, it may be made into cakes and fried like oysters, which it resembles in flavor. One ounce for 50 feet of drill.

Mammoth Sandwich Island. The best variety. Grows to a large size and is very mild and delicately flavored. Pkt. 5 cts., oz. 25 cts., $\frac{1}{4}$ lb. 90 cts., lb. \$3.

SPINACH

High-germinating Seed

HOW TO GROW SPINACH.—Good rich soil is important to Spinach, both for its growth and in making the leaves more tender and succulent. Sow the seed in early spring in rows 12 inches apart; cover it an inch deep. Many broadcast the seed, covering with a harrow or rake. Make a sowing every two weeks for continuous crops. Do not sow seed in dry weather; it will never come up. It must have a moist soil. Sow in September for fall and early spring crops. Use straw or "strawy" manure when really cold weather comes. Nitrate of soda is splendid to give rapid growth to Spinach. One ounce will plant a row 100 feet long; 10 pounds to the acre when drilled.

Long-Standing. Large, crimped, thick, savoy-leaved. Stands the heat well. One of the best for spring sowing. Pkt. 5 cts., oz. 10 cts., $\frac{1}{4}$ lb. 25 cts., lb. 65 cts., 10 lbs. \$6.

Bloomsdale, or Savoy-leaved. Leaves are curled and wrinkled. Very fine for fall or spring sowing. The favorite of the market-gardener. Pkt. 5 cts., oz. 10 cts., $\frac{1}{4}$ lb. 25 cts., lb. 65 cts., 10 lbs. \$6.

Thick-Leaf. Large, thick, crumpled leaves of fine quality; very slow in running to seed; one of the best for market. Pkt. 5 cts., oz. 10 cts., $\frac{1}{4}$ lb. 25 cts., lb. 65 cts., 10 lbs. \$6.

Victoria. Heavy, crimped, dark green leaves; very fine for spring sowing; is very slow to run to seed. Pkt. 5 cts., oz. 10 cts., $\frac{1}{4}$ lb. 25 cts., lb. 65 cts., 10 lbs. \$6.

Long Season, or All Seasons. Grows longer during early summer and stands heat without going to seed much longer than any other. Does not grow so large, but the quality is the finest. Pkt. 5 cts., oz. 10 cts., $\frac{1}{4}$ lb. 25 cts., lb. 65 cts., 10 lbs. \$6.

Prickly, or Winter. Pkt. 5 cts., oz. 10 cts., $\frac{1}{4}$ lb. 25 cts., lb. 65 cts., 10 lbs. \$6.

New Zealand. Pkt. 5 cts., oz. 10 cts., $\frac{1}{4}$ lb. 25 cts., lb. 65 cts., 10 lbs. \$6.

New Giant Eskimo. The leaf is intensely dark green, very thick and crumpled, with small ribs. Will stand the heat a long time without running to seed. Pkt. 5 cts., oz. 10 cts., $\frac{1}{4}$ lb. 25 cts., lb. 65 cts., 10 lbs. \$6.



Mammoth Sandwich Island Salsify

One of the bunches that took First Prize at the Pennsylvania State Agricultural Show. Grown by Mr. George F. Harting, field and hothouse vegetable-grower, of Ohio, who writes me: "My dear Sir: I have just finished digging two acres of Oyster Plant. I sowed three lots of seeds, but find that your seed produced the best of the three. Enter my order for ten pounds more of the same stock."

Do Schell's Quality Seeds Grow Better and Yield Better? Those who plant them say they do.

SWEET POTATO PLANTS

I make a specialty of an extra-fine selected strain of the Big Yellow Sweet Potatoes. I furnish the plants in any quantity.

Write for prices on extra-fine plants, grown here in Dauphin County.

HORSE-RADISH ROOTS

Maliner Kren. A large, quick-growing variety, which is now the very best Horse-Radish grown. Large, strong cuttings, 25 cts. per doz., 75 cts. per 100 (postpaid \$1), \$6 per 1,000.

RHUBARB ROOTS

Victoria. 75 cts. per doz., \$5 per 100, by express or parcel post, not prepaid



Bloomsdale Spinach, as grown from my high-quality seed

TOMATO

HOW TO GROW TOMATOES.—Plan to grow an early crop and a main or general crop. For market or your own use, the idea of an early Tomato is to have it as early as possible. The early varieties are all small fruits compared with the main-crop sorts; so do not expect large early Tomatoes. It is well to grow several early and several late sorts if there is room enough. For early crop, sow the seed in February or March in greenhouse, hotbeds, or in boxes in the house for home-gardens. When plants are 2 inches high, transplant them indoors: giving room between the plants as they are short and stalky. If they are too close, they get long and "spindly." Set the plants out as soon as soil is in condition and there is no danger of freezing. They may also be grown in pots in the house, then set out when in blossom. For main crop, start seed two to four weeks later, transplant, then set out. When it can be done, we advise supporting plants on stakes, racks, or tellises. They do better, are more easily cultivated, and continue to yield longer. Grow King-of-All as one of your main-crop varieties. One ounce will produce about 3,000 plants.

My Tomato seed is saved from perfect-type fruits, and if your soil is right, the weather conditions at all favorable, and you give the growing plants the attention they deserve, you will obtain a crop of the most excellent fruits of any of the varieties I offer. It stands the severest test of the most critical market-gardeners. You will thoroughly agree with this if you sow my seed.

SCHELL'S KING-OF-ALL TOMATO

The Grandest of them all. Truly entitled to its name, for it outyields all others. It is perfect in shape, very large in size, and unexcelled in quality.

King-of-All Tomato is a main-crop variety. Its wonderful yield is one of its greatest values, starting off as it does rather early in the season with the plants crowded full of clusters of the most beautiful big deep red Tomatoes, perfectly smooth right up to the stem, and it continues to bear them until stopped by the grower or by frost. When put in baskets on the market, folks cannot resist them because of their beautiful, attractive appearance. They are *perfect*. The illustration is from an actual photograph of King-of-All, grown by one of my market-gardener customers, Mr. David Hepford, from the seed we sold him. Order it on my recommendation and I know you will be glad you did. Send your order early. **Pkt. 10c., 1/4oz. 25c., 1/2oz. 50c., oz. \$1, 1/4lb. \$3, 1/2lb. \$5, 1b. \$10.**

Mr. E. G. DYMOND, extensive market-gardener, writes me: "If my patch had all been King-of-All, I would have had *ten thousand baskets*. I never saw such *nice, large, smooth Tomatoes* in my life, not even at all the fairs I have been to. Thirty Tomatoes often filled a 14-quart basket. I will have a thousand baskets yet if frost holds off two weeks."

Grown from my high-quality seed by Mr. David Hepford, market-gardener.



Schell's Quality Largest Early Tomato

This is **without exception the grandest early Tomato** (not extra-early, such as First Early, but following it) **in cultivation**. In size they are as large as Matchless, but far superior. The fruits are thick through, more globe-shaped than any other large Tomato; from side to side it is almost all solid, meaty flesh, with scarcely any seeds; they are as smooth as an apple and ripen evenly all over and up to the stem a beautiful bright crimson. My Quality Largest Early yields enormously and continuously until killed by freezing weather in the fall. **Pkt. 5 cts., oz. 50 cts., 1/4lb. \$1.75, lb. \$6.**

Dwarf Champion. Deep purplish red. Plants stand up like small trees. Pkt. 5 cts., oz. 40 cts., 1/4lb. \$1.25, lb. \$4.

Early Acme. Early; purplish pink; prolific. Pkt. 5 cts., oz. 40 cts., 1/4lb. \$1.25, lb. \$4.

Enormous, or Eight-to-a-Yard. Immense size; smooth and solid; deep red. Pkt. 5 cts., oz. 75 cts., 1/4lb. \$2, lb. \$7.

Golden Queen. Large, smooth, pure yellow. Pkt. 5 cts., oz. 40 cts., 1/4lb. \$1.25, lb. \$4.

Livingston's Globe. A beautiful, perfect globe-shape, large, smooth; few seeds; ripens evenly. Color glossy red, tinged with purple. Pkt. 5 cts., oz. 40 cts., 1/4lb. \$1.25, lb. \$4.

Sparks' Earliana. Extremely early and immensely productive. The fruits are crowded in clusters over the entire plant. Color is deep red. A most desirable variety for first-early market. Pkt. 5 cts., oz. 40 cts., 1/4lb. \$1.25, lb. \$4.

Chalk's Early Jewel. Acknowledged to be the largest extra-early Tomato; smooth; richly flavored; bright red color; almost as early as Earliana, and larger and just as prolific; more desirable where a first-early is not wanted. Pkt. 5 cts., oz. 40 cts., 1/4lb. \$1.25, lb. \$4.


Matchless. Very large, beautiful, cardinal-red fruits; solid and meaty with few seeds. One of the heaviest yielders. An excellent main- or general-crop variety. Pkt. 5 cts., oz. 40 cts., 1/4lb. \$1.25, lb. \$4.

Crimson Cushion. Large, handsome, crimson-colored fruits. Pkt. 5 cts., oz. 50 cts., 1/4lb. \$1.75, lb. \$6.

New Red Rock. Very solid; smooth and of very fine flavor. It is an extraordinarily heavy producer. Twenty-five tons of fruit have been grown to the acre. Pkt. 5 cts., oz. 40 cts., 1/4lb. \$1.25, lb. \$4.

Bonny Best. Very early; a good forcing variety. Smooth, solid, and of the finest quality. Pkt. 5 cts., oz. 40 cts., 1/4lb. \$1.25, lb. \$4.

"West's First Early." Considered by gardeners as the best for forcing in the greenhouse and for extra early garden crop. The illustration shows the beautiful shape. The color is a rich attractive red. It is remarkable the way the plants yield, all over the plants are clusters of from 6 to 18 Tomatoes each. Grow it for your very first extra-early crop, but not as a main or general crop. "King of All" is the big Tomato for main crop. Pkt. 10 cts., 1/2oz. 50 cts., oz. \$1, 1/4lb. \$3.50, lb. \$12.



"West's First Early"
Beats them all into market. Exceedingly early and plants loaded with Tomatoes.

Ponderosa, or Beefsteak. The largest Tomato in cultivation. Not so smooth as Stone or other smaller-fruited kinds, but very fine quality for slicing. Deep purple-crimson. Fleehy, with small seed-cells. Pkt. 5 cts., oz. 50 cts., 1/4lb. \$1.75, lb. \$6.50.

John Baer. Claimed by the introducer to be one of the very earliest varieties. Produces perfect, solid, high-crown, beautiful, brilliant red, shipping Tomatoes in 30 days from strong plants grown in paper pots and transplanted with roots undisturbed. An enormous yielder, producing 50 to 100 fruits to a plant. Those who have grown it think well of it. Pkt. 5 cts., 1/2oz. 25 cts., oz. 50 cts., 1/4lb. \$1.50, lb. \$5.50.

Dwarf Stone. Plants grow somewhat like Dwarf Champion. The fruits are large, bright scarlet and of finest shape. Pkt. 5 cts., oz. 40 cts., 1/4lb. \$1.25, lb. \$4.

I. X. L. A very fine extra-early variety. My stock of this was grown from seed purchased from the originator, hence is the genuine I. X. L. It is extremely early and wonderfully prolific. Pkt. 10 cts., oz. 40 cts., 1/4lb. \$1.25, lb. \$4.

June Pink. Similar in every respect to Earliana, except in color, it being a flesh-pink. Pkt. 5 cts., oz. 40 cts., 1/4lb. \$1.25, lb. \$4.


Red Pear-shaped. For preserving. Pkt. 5 cts., oz. 40 cts.

Red Plum-shaped. For preserving. Pkt. 5 cts., oz. 40 cts.

Yellow Plum. For preserving. Pkt. 5 cts., oz. 40 cts., 1/4lb. \$1.25, lb. \$4.

Stone. One of the most desirable main-crop varieties. Fruits large, smooth, bright scarlet, and of finest quality. Very productive. Ideal for home use or canning. Pkt. 5 cts., oz. 40 cts., 1/4lb. \$1.25, lb. \$4.

"The quality of your First Early Tomato is fine; as to shape it could not be better; as to yield it beats anything I ever saw. The vines were covered with Tomatoes."—J. M. CONN, O., Market-Gardener.



Stone Tomato. Smooth, rich color and flavor; yields heavily; an elegant main crop.

SQUASH

HOW TO GROW SQUASH.—Plant 8 or 10 seeds in each hill and have hills of bush varieties 3 to 4 feet apart and vining late sorts 6 to 8 feet apart each way. After danger of bugs is over, thin out all but four of the best plants. Before planting seeds, work manure in each hill. Winter Squash are also grown like Pumpkins in the corn fields at the same time you plant the corn, in every fourth hill. Spray Squash vines with pyrox to kill bugs and prevent blight. One ounce will plant 25 hills; 4 pounds to the acre.

Golden Custard. Golden yellow flesh, of finest quality. This is a mammoth strain of Golden Bush. Pkt. 5 cts., oz. 15 cts., $\frac{1}{4}$ lb. 45 cts., lb. \$1.50.

Mammoth White Bush, or Pattypan. Pkt. 5 cts., oz. 15 cts., $\frac{1}{4}$ lb. 35 cts., lb. \$1.25.

Yellow Bush. Scalloped "Pattypan," similar to the above except the skin is a deep yellow. Pkt. 5 cts., oz. 15 cts., $\frac{1}{4}$ lb. 35 cts., lb. \$1.25.

Boston Marrow. Pkt. 5 cts., oz. 15 cts., $\frac{1}{4}$ lb. 30 cts., lb. \$1.


Golden Hubbard. Yellow skin. Pkt. 5 cts., oz. 15 cts., $\frac{1}{4}$ lb. 45 cts., lb. \$1.50.

Improved Hubbard. Green skin. Pkt. 5 cts., oz. 15 cts., $\frac{1}{4}$ lb. 45 cts., lb. \$1.50.


Golden Crookneck. Yellow fruits; a good summer variety. Pkt. 5 cts., oz. 15 cts., $\frac{1}{4}$ lb. 45 cts., lb. \$1.50.

Delicious. These vary in color and form, but the dark orange flesh is always of the most delicious flavor. Pkt. 5 cts., oz. 20 cts., $\frac{1}{4}$ lb. 60 cts., lb. \$2.

Both *Squash* and *Turnip* can be grown in the cornfields, thus doubling your crops, and both are profitable crops. For several years Turnips have been bringing good prices and they require little work.



Mammoth White Bush, or Pattypan Squash, grown from my seed by Mr. Morris King.

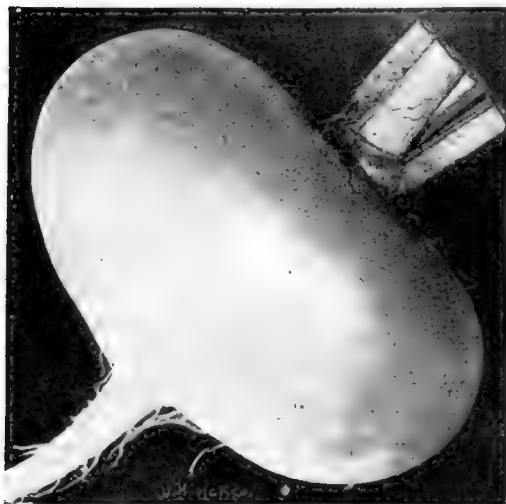


Perfect specimen of Purple-Top White Globe Turnip, grown from Schell's Quality Seed.

TURNIP

HOW TO GROW THEM.—To have Turnips early, sow seed in early spring; for winter crop, sow in July and August. Sow alone or in cornfields at last cultivation of the corn. Do not sow too thick; in small gardens thin plants to 4 inches apart. Do not make soil too rich. Where chicken manure or heavy applications of stable manure have been used, it has caused the growth principally of foliage with only a small thin root instead of the heavy globe root and medium foliage it naturally should produce. One ounce of seed will sow a row 200 feet long; 2 pounds to the acre.

Plant more Turnips. They pay big profits.



Purple-Top Strap-Leaf Turnip

My Turnip seed is of a quality unexcelled, producing Turnips perfect in shape, tender and sweet.

Purple-Top Strap-Leaf Flat. Pkt. 5 cts., oz. 10 cts., $\frac{1}{4}$ lb. 25 cts., $\frac{1}{2}$ lb. 45 cts., lb. 90 cts.

Purple-Top White Globe. Pkt. 5 cts., oz. 10 cts., $\frac{1}{4}$ lb. 25 cts., $\frac{1}{2}$ lb. 45 cts., lb. 90 cts.

Red-Top White Globe. Pkt. 5 cts., oz. 10 cts., $\frac{1}{4}$ lb. 25 cts., $\frac{1}{2}$ lb. 45 cts., lb. 90 cts.

Yellow, or Amber Globe. Yellow flesh; very fine. Pkt. 5 cts., oz. 10 cts., $\frac{1}{4}$ lb. 25 cts., $\frac{1}{2}$ lb. 45 cts., lb. 90 cts.

Early White Flat Dutch. All white, flat. Pkt. 5 cts., oz. 10 cts., $\frac{1}{4}$ lb. 25 cts., $\frac{1}{2}$ lb. 45 cts., lb. 90 cts.

Cow Horn. For stock; also used for a turning-under crop. Pkt. 5 cts., oz. 10 cts., $\frac{1}{4}$ lb. 25 cts., $\frac{1}{2}$ lb. 45 cts., lb. 90 cts.


White Globe. Altogether white, globe-shaped. Pkt. 5 cts., oz. 10 cts., $\frac{1}{4}$ lb. 25 cts., $\frac{1}{2}$ lb. 45 cts., lb. 90 cts.

White Egg. White, shaped oval like an egg. Pkt. 5 cts., oz. 10 cts., $\frac{1}{4}$ lb. 25 cts., $\frac{1}{2}$ lb. 45 cts., lb. 90 cts.

RUTABAGA

Purple-Top Yellow Globe. Good for table use or for stock. Pkt. 5 cts., oz. 10 cts., $\frac{1}{4}$ lb. 25 cts., lb. 90 cts.

• THEY GROW BETTER • THEY YIELD BETTER •



Fifteen carloads, and from the rate we have been booking orders most of them will be sold before March 1. I urge you to place your order at once to be forwarded as soon as weather conditions make it safe to send them. I will reserve them for you

SCHELL'S QUALITY SEED POTATOES

Grown in Maine and brought in sealed cars direct from the farms to my warehouse

What You Get When You Order My Seed Potatoes

You get genuine Seed Potatoes, grown expressly for planting purposes, grown from stock seed of carefully selected mother plants, bred to perfection for yield, purity and size. They are grown in the state of Maine, where the soil and climatic conditions are so naturally favorable that it is acknowledged by all authorities on Potato-growing to surpass any state in the United States in the production of highest quality and highest yielding Seed Potatoes.

You Get Many Extra Bushels to Every Acre

Hundreds of my customers have proven this fact for themselves by planting an equal number of acres or rows with my Maine-grown Seed Potatoes and their own carefully selected stock or that secured from a neighbor, and in every case where the same variety was planted at the same time, in the same field, sprayed and cared for in the same manner, they report that my Maine Seed Potatoes have yielded *double* the quantity that the home-grown produced. Where their own produced 125 bushels to the acre, our Maine-grown Seed Potatoes produced 250 bushels; where their own produced 25 baskets to the row, our Maine-grown Seed produced 50 baskets in the next row.

By reason of its northern latitude and the virgin soil in which the Potatoes are grown, they inherit those staple and vigorous qualities which make them grow better and yield better. By all means, Friend, be wise enough to spend a few dollars more per acre and plant my Maine-grown Seed Potatoes and thus double your yield, which will mean many, many more dollars made in the crop than you would save by planting your own.

I Guarantee My Seed Potatoes

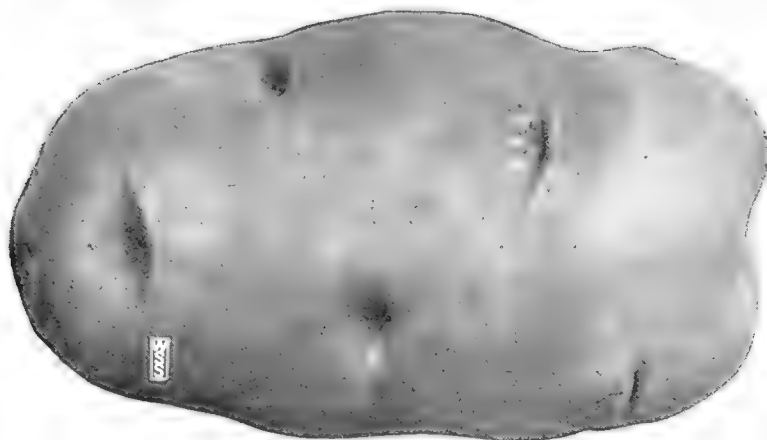
To be free from disease of any kind, true to name, and of the finest quality, and if, after you receive and examine the Potatoes, they are not absolutely satisfactory to you, send them back immediately and I will refund the full amount you paid for them.

PRICES. The present price, at the time of issuing this catalogue, (January 1) is **\$8.50 per sack** of 165 lbs. net, or 2¾ bushels by actual weight, for any of the following varieties. This price is subject to change with the market. **Send your order at once at this price.** If the price should advance before your order is received, I will advise you before entering your order. My advice to you is **order now!** The Potato crop of this country is from 30,000,000 to 50,000,000 bushels less than last year. (See page 42 for prices per bushel.)



Sir Walter Raleigh, one of the best general crop varieties, large, smooth, white, excellent quality

WALTER S. SCHELL'S QUALITY SEEDS FOR MARKET-GARDENERS



Carman No. 3 Potato

POTATOES, continued

HOW TO GROW POTATOES.—You can grow Potatoes anywhere in good, rich, loose, well-drained soil if weather conditions are right. It requires 10 to 12 bushels to plant an acre, which should produce from 200 to 300 bushels. A Potato can be cut in two, three, or four pieces and each piece should contain two or three eyes. Plant these pieces 15 inches apart in the rows. First work the soil thoroughly, make rows 2 to 3 feet apart for hand or horse cultivation; open a furrow 4 inches deep in each row; then put in your fertilizer (mix thoroughly with the soil) and plant the pieces in these furrows. Cultivate often and spray every ten days or two weeks with Pyrox to kill the bugs and prevent blight. To plant a row 100 feet long, 80 pieces are required.

Bus., \$3.50; ½bus., \$1.75; pk., \$1; ½pk., 50 cts.; ¼pk., 30 cts. (Prices, postpaid, within 150 miles: 4 lbs., 40 cts.; 8 lbs., 75 cts.; 15 lbs., \$1.35; 30 lbs., \$2.25.) If to be mailed beyond 150 miles from here, add to these prices one cent for each pound additional, 4 lbs. 4 cts., etc.

Irish Cobbler. A great favorite; early; heavy yielder; good keeper. We sell more Irish Cobblers than any other.

Early Ohio. One of the best early varieties on the market.

Bliss' Triumph. Extra-early; round; red, very fine.

Bovee. (Genuine.) One of the earliest; tubers oblong; pink skin; big yielder.

Early Rose. The genuine Early Rose; a standard variety.

Green Mountain. Medium-early Potato; snow-white; gives excellent results on all kinds of soil; very fine.

Gold Coin. Exceptionally heavy yielder; main crop; roundish oblong.

Russet. Splendid late or main crop; big yielder; very robust plants.

Rural New Yorker. Well-known favorite; late variety.

Carman No. 3. Large; late; skin and flesh white; finest quality; very prolific.

Sir Walter Raleigh. A standard late or main crop. Heavy yielder, large and smooth, fine quality.

American Giant. One of the biggest yielders ever grown. Long, white, smooth Potato. A favorite of market-gardeners.

Eureka. One of the best extra-earlies; finest quality.
Norton Beauty, or Quick Lunch. Very early; globular; pink markings.



Russet Potato, making big yields everywhere

POTATO SEEDS FROM SEED BALLS

Potato seeds are curious and wonderful. The seed produces an amazing diversity of Potatoes. It may not be generally known that every seed will bring a different variety—each one more or less distinct from each other. Such is the case. The product of a packet of seeds will be a vast number of colors, shapes and sizes. There will be white, yellow, pink, red, blue, purple and black potatoes. There will be shades innumerable. Extraordinary freaks sometimes develop—such as a Potato having vines that run on the ground like a cucumber vine, the joints taking root and producing Potatoes at every joint, etc.

Potato seeds grow as readily as tomato seeds. Plant them early in the spring; when they are 3 or 4 inches high, transplant 2 feet apart.

The Seeds are exceedingly prolific. It is not an uncommon thing for one seed to produce 50 to 150 perfect Potatoes the first season. **Pkt. 15 cts., 4 pkts. 50 cts.**

SPRAY WITH PYROX to kill Potato bugs and prevent blight. This wonderful spray, PYROX, has been the means of saving thousands of acres of Potatoes from the ravages of these two plagues. PYROX is two sprays in one, and it sticks to the foliage like paint, rain won't wash it off. It kills the bugs and prevents the blight—the disease of the plant. Ask for special booklet. **Lb. 40 cts., 5 lbs. \$1.75, 10 lbs. \$3, 25 lbs. \$6.25, 50 lbs. \$11, 100 lbs. \$20, 300 lbs. \$57 (10 lbs. make 50 gals., enough for one acre, once over).**

Use "BLACK-LEAF 40" to kill Potato lice. We have it. See page 61.



Potato Seed Balls

• THEY GROW BETTER • THEY YIELD BETTER •

IRON AGE POTATO MACHINERY

"100% Tools for 100% Crops"

Every Potato-grower should have a complete equipment—PLANTER, CULTIVATOR, SPRAYER, and DIGGER. You can have it—let me help you—ask me

No. 400LE. 100% Potato Planter


This is known as the 100 per cent Planter because it puts one seed, and only one, in every hill—no misses or doubles. You do not plow, harrow, plant, spray, cultivate, and dig over missed spaces which bring you no profits.

The Planter is constructed almost entirely of steel. This gives decided advantages of strength, lightness, and compactness over Planter with cast-iron or wooden frames. It is perfectly balanced, with less weight for the horses to pull. There are no heavy, bulky castings to replace because of breakage. The steel seed-box is lighter and more durable than wood, and holds more seed than a wooden box of the same size. The construction is simple, allowing you to get at all parts easily.

No. 400R. With regular fertilizer distributor. Price, \$145. Discount for cash.

No. 400L. With large fertilizer distributor. Price, \$155. Discount for cash.

No. 400LE. With large fertilizer distributor and seed-box extension. Price, \$160. Discount for cash.



No. 357L. Four-Row, Low-Nozzle Traction Sprayer


A four-row, low-nozzle, 100-gallon Sprayer, operating under a pressure of 175 pounds or more. A fast-working Sprayer much in demand by large growers of potatoes and tomatoes.

Tank built of best grade 1-inch cypress, with adjustable steel hoops. Reversed intake prevents clogging in outlet pipe. Tank has hand-hole, bucket strainer, and clean-out plug. Revolving dasher keeps solution thoroughly stirred.

Spray bar has twelve nozzles, with nozzle strainer on each. Adjustable bar with wind-shift allows operator to place spray where he wants it, no matter how the wind blows.

The superiority of this Sprayer is due in a large measure to the Iron Age Triplex Pump. This pump always delivers the spray at tremendous pressure. It is built on the stuffing box and plunger principle instead of bored cylinders, doing away with plunger leathers that rot and wear out. Has bronze ball valves that never corrode. The pump is outside the tank, where it is easily accessible.

No. 357L. Four-Row, Low-Nozzle Traction Sprayer. Complete, \$215. Discount for cash.




No. 1904D. Four-Row Horizontal Barrel Sprayer

A complete and practical rig for potatoes and other row crops. Suitable for a few acres and a small garden or orchard. Moderate in price and very useful as a hand outfit.

The No. 1904D includes a complete barrel outfit with double-action pump, pressure-gauge, and four-row attachment with Iron Age nozzles.

This sprayer will develop a pressure of 150 pounds when used with four nozzles. The spray-bar is adjustable for height, and the nozzles can be set from 2 to 3 feet apart, to suit width of rows.

No. 1904D. Four-Row Horizontal Barrel Sprayer, with four-row attachment. Complete, \$66; 5 per cent, or \$3.50, off for cash with order. 4-Row Attachment only, No. 457, \$16.50; 10-ft. Bamboo Rod and 15-ft. hose with nozzle for orchard spraying \$10.50



No. 155. Traction Digger

The great traction power and long, wide elevator of this Digger enables it to work under the heaviest conditions of vine, grass, and soil. This machine is not only equipped to work under such heavy conditions, but its staunch construction will stand this sort of constant hard usage for years.


This is the only Digger on the market that throws in and out of gear from the seat, so that you do not scatter potatoes as you turn at the end of the row.


Has automatic adjustable foretruck, enabling you to turn short anywhere, without upsetting or straining machine. You can also back this Digger, as the pole connections eliminate sidswing.

Construction is almost entirely of steel and malleable castings, heavily bolted together. Plow has stone fingers, cannot clog. This machine can be closely adjusted, so that the plow does not take up more soil than necessary in order to get potatoes out without cutting.

No. 155. Traction Digger, \$165; 5 per cent, or \$8.25, off for cash with order. I pay the freight.

I have small Diggers also at \$14.50 and \$18.





Pink Enchantress Asters. See page 45

Schell's Quality Flower Seeds

It is not difficult to grow flowers in abundance when Schell's Quality Seeds are sown. A house with no green grass around it, only cold hard bare earth, has a very dead, unattractive appearance, but just change the bare earth into a lovely lawn and you have made it beautiful indeed. Now, by having flowers in bloom around the porch, along the fences, in the flower-beds, outside the windows where they can be seen from indoors, along the garden borders, in fact, anywhere that they can be grown, will put a lot of joy in the hearts of all who look on them. A home without flowers blooming around it is not complete, while the one surrounded by an abundance of flowers and a well-kept lawn is the kind of a home where young folks and old folks like to stay.

Grow an Abundance of Flowers—for your own pleasure and profit as well. Farmers, there is no more profitable crop for you to grow and take to market than flowers—they sell quickly and at good prices and they cost very little. **My Flower Seeds are the Best that Grow.**

How to Grow Flowers. Flowers are divided into three classes: **Annuals, Biennials, and Perennials,** and these three are each divided into two kinds: **Hardy and Half-hardy,** as follows:

Hardy Annuals. Seeds of these may be sown in the open ground or garden early in the spring, last of April or during May. These will bloom abundantly the first year and die in the fall.

Half-hardy Annuals. These should be sown in boxes indoors or in hotbeds in March or April, and the plants set out in the place they are to bloom in the garden, in May. They will bloom first season, then die.

Hardy Biennials. Sow the seed of these outside during the last of April or during May; they will not bloom until the following year, after which they die.

Half-hardy Biennials. Sow the seeds in the house in boxes or in hotbeds in March or April, set the plants out where they are to bloom in May; they will bloom the following year, then die.

Hardy Perennials. When once started these will bloom year after year and will not freeze out or die unless by some influence

other than nature. Sow the seeds outdoors last of April or during May and they will begin blooming the next season and continue for years, or by starting indoors or in hotbeds and setting plants out in May, some of the hardy perennials will bloom the first year and thereafter each succeeding year. The seed may also be sown during July and August outside, and these plants will bloom the next season and thereafter. These are hardy and need no protection over winter, but a covering of straw manure or leaves will be very beneficial.

Half-hardy Perennials. Sow the seed indoors in boxes or in hotbeds in March or April. Some of these are especially suited for pot culture; others may be set out in the garden in May but must be taken up in the fall before frost and grown in pots in the house during the winter. They will bloom during the winter or the next season and each succeeding year.

It is Important to Have a Good Seed-Bed where the tiny new-born plants will be properly nursed. It is just as unreasonable to expect to grow successfully, strong, vigorous plants that will bloom abundantly in soil improperly prepared and lacking plant food and proper moisture, as to expect a new-born babe to grow and develop without proper food and care. Have the soil worked very fine, work in manure—Wizard Brand Pulverized Sheep Manure is the very thing needed—we have it—cover the seeds lightly; after they have sprouted do not let the soil dry out or the tender sprouts will die and that will end it as far as that seed is concerned. When moistening the seed-bed do it with a very fine spray, never with a hose unless it can be made to make a very fine misty spray. Sow seed in rows so the plants may be kept weeded and cultivated. Then transplant where you want them to bloom. In lifting leave as much earth on the roots as possible. Use the hoe! but do not hoe too deep, keep the surface broken always for plants get more nourishment from the air than they do from the soil. You will note I have marked which class each flower belongs to.

ASTERS Hardy Annual THE FAVORITE FALL FLOWER

EARLY ASTERS

SCHELL'S EARLIEST WHITE. The earliest Aster in cultivation. It is earlier than the Extra-Early Queen of the Market, or Queen of the Earlies. Ten to twenty immense double, feathery flowers are produced by the plants on long slender, upright stems. The petals are long and beautifully recurved. The ragged, irregular petals in the center of the flowers add to the beauty and grace of this earliest of all Asters.

Planted at the same time, my new Earliest White Aster will bloom a week earlier than Queen of the Market. This makes it valuable in the markets. **White.** Pkt. 10 cts., 1/4 oz. \$2, 1/2 oz. \$3.50, oz. \$7.

QUEEN OF THE MARKET. This variety is extra early, following my Earliest White. The plants are dwarf and branching. The flowers are very double and valuable for cutting. I have it in the following separate colors: **Pure White, Pink, Crimson, Blue, and All Colors Mixed.** Each, pkt. 5 cts., 1/4 oz. 40 cts., 1/2 oz. 70 cts., oz. \$1.25.

EARLY ASTERS, continued

EARLY LAVENDER GEM. When first open, the flower is an exquisite lavender, deepening with age. The flower is always full-double, showing no tendency to produce single or semi-double blooms. The fluffy effect of the Ostrich-feathered type, to which it belongs, is enhanced by the fact that it bears a large proportion of long, partly tubular florets, that are irregularly cut and slashed, so that the flower looks like a ragged chrysanthemum. The plant is erect and of medium height, branching close to the ground. The flowers are borne in profusion on long, slender, wiry stems. In season it comes between Queen of the Earlies and Daybreak, and is therefore classed with the early sorts. To the florist the value of Lavender Gem can scarcely be overestimated. **Lavender.** Pkt. 10 cts., 1/4oz. \$1.50, 1/2oz. \$2.50, oz. \$5.

SCHELL'S NOBLE ASTER. In two distinct colors. Noble, because the plants are so vigorous and stand up so straight that they cannot but be admired for their firm, upright growth. The strong, stiff flower-stems are long and straight and the flowers are unusually large for so early a variety. The flowers are so very double and the petals so close that they are almost round or globe-shaped. My Noble Asters follow my Earliest White in blooming. They are early but not so early as the Earliest White. **White, Light Pink, and Mixed.** Each, Pkt. 10 cts., 1/4oz. \$1.25, 1/2oz. \$2, oz. \$4.

SECOND-EARLY ASTERS

NEW PINK ASTER, "PINK ENCHANTRESS." This truly is a magnificent, full-double pink Aster. The flowers grow twice the size of the illustration. It is a soft delicate pink, upright in habit of growth, with large, broad leaves, stems long, strong and graceful. It blooms between the earliest and the late varieties, being midseason. The general effect of the large, delicately colored flowers is indescribably soft and pleasing. Pkt. 20 cts., 6 pkts. \$1.

SCHELL'S GRANDEST ASTER. Without a doubt this is the grandest and most beautiful Aster in cultivation. The immense, fluffy flowers, measuring 4 to 6 inches in diameter, are a glorious mass of gracefully reflexed petals, crossing, curling over each other in their individual habit, making the finished flowers

the grandest of all Asters. The plants are very vigorous and the flowers are borne on long, stiff stems. This variety follows in bloom the Noble Asters and precedes in bloom the later varieties. I have two colors only of this Aster, **Lavender-Pink, Pure White, Mixed (Pink and White).** Each, pkt. 20 cts., 1/4oz. \$2, 1/2oz. \$3.50, oz. \$6.50.

DAYBREAK. This beautiful Aster is one of those rare gems that have come to stay; no private garden is complete without it and for florists' use it is unsurpassed. The flowers are round as a ball, very large and full, on long stems; the color a lovely sea-shell pink. The plant flowers very early, and is a continuous, free bloomer, a compact, strong grower, and in all respects a desirable addition. **Pink.** Pkt. 10 cts., 1/4oz. \$1.25, 1/2oz. \$2.25, oz. \$4.50.

PURITY. Is a fitting companion to Daybreak, being identical with it in form and habit, but the blooms are pure white. A finer combination of color cannot well be imagined than the massing together of these two beauties, either in bouquet groups or for decorative design. The plant is an early free bloomer, like its associate. **White.** Pkt. 10 cts., 1/4oz. \$1.25, 1/2oz. \$2.25, oz. \$4.50.

LATE ASTERS

SCHELL'S LATE BRANCHING ASTER. This magnificent Aster still reigns supreme. It is as well known among European as American growers, and every up-to-date florist has a fine display in his show windows just before the chrysanthemum comes in—in fact it is often mistaken for the chrysanthemum, which it very much resembles. It begins blooming about August 15 and continues throughout the season. The flowers are of extraordinary size, and are borne on long, graceful stems from 15 to 20 inches in length. The plants are extra large and of strong growth, one plant often covering a space 2 1/2 feet square. It is unexcelled for cutting, and is by far the most satisfactory late Aster grown. The time of blooming can, of course, be regulated to some extent by sowing the seed in the house in March or April. Grow separate colors for marketing. **Snowy White, Pink, Crimson, Purple, Lavender, and All Colors Mixed.** Each, pkt. 5 cts., 1/4oz. 40 cts., 1/2oz. 70 cts., oz. \$1.25.

AGERATUM (Floss Flower). Hardy Annual. Dwarf, compact-growing plants, 6 to 8 inches high, covered with a sheet of bloom throughout the season. Splendid for bedding, edging or pot culture.

Blue Perfection. Deep blue. Pkt. 5 cts., 1/4oz. 20 cts.

Snowball. Pure white. Pkt. 5 cts., 1/4oz. 20 cts.

Mixed. Blue and white. Pkt. 5 cts., 1/4oz. 20 cts.

SWEET ALYSSUM (Madwort). Hardy Annual. One of the easiest flowers to grow and it blooms all the time without attention. By occasional loosening of the soil and regularly trimming off the spent blooms the new blooms will be brighter and the whole plant richer. For plants to present a solid sheet of blooms, and for a border or mixing among other bedding plants or for baskets it is unequalled. The Carpet of Snow grows but 2 or 3 inches high and makes a veritable carpet of snowy whiteness which is very beautiful. The Little Gem grows from 4 to 6 inches; hence, if wanted for cutting, this variety would have longer stems.

Carpet of Snow. Pkt. 5 cts., 1/4oz. 15 cts., oz. 50 cts.

Little Gem. Pkt. 5 cts., 1/4oz. 15 cts., oz. 50 cts.

AMARANTHUS (Joseph's Coat). Hardy Annual. Very showy plants, 3 to 5 feet high, desirable for backgrounds or massings, or interspersed with other bedding plants. The foliage is variegated; the upright plumes and pendant-like tassels are very interesting. The varieties are known as "Love-Lies-Bleeding," "Joseph's Coat of Many Colors," "Prince's Feather," etc.

All Varieties Mixed. Pkt. 5 cts., 1/4oz. 15 cts.

ANTIRRHINUM (Snapdragon)

Hardy Annual

These form brilliant garden beds, flowering profusely and continuously the first season from seed. Unusually effective bedding displays are made from these noble plants; they grow about 2 feet high, are healthy and stocky, and completely enveloped with large Snapdragon flowers of splendid texture and substance, rendering them very durable under all conditions of weather. Their continuous-blooming qualities, ease of culture and independence of heat and drought, and pure, bright colors, should entitle them to a permanent place in gardens. Although perennials, they do splendidly when grown as annuals; spring-sown seed produces flowering plants by July, which continue to bloom in increasing profusion until frost.

TALL VARIETIES

Giant Scarlet. Light scarlet, with white throat. In long spikes. Pkt. 5 cts., 1/4oz. 30 cts.

Giant Orange. Large flowers. Golden orange, white throat. Pkt. 5 cts., 1/4oz. 30 cts.

TALL ANTIRRHINUM, continued

Giant White. Large; pure white; fine for cutting. Pkt. 5 cts., 1/4oz. 30 cts.

Giant Yellow. Pure yellow. Pkt. 5 cts., 1/4oz. 30 cts.

Giant Pink. One of the best for cutting. Pkt. 10 cts., 1/4oz. 30 cts.

Giant, Mixed Colors. A mixture of all the above. Pkt. 5 cts., 1/4oz. 30 cts.

DWARF VARIETIES

Dwarf White. Pure white; 1 foot high. Pkt. 5 cts., 1/4oz. 50 cts.

Dwarf Pink. Beautiful rose. Pkt. 5 cts., 1/4oz. 50 cts.

Dwarf Yellow. Yellow. Splendid spikes. Pkt. 5c., 1/4oz. 50 cts.

Dwarf Scarlet. Pkt. 5 cts., 1/4oz. 50 cts.

Dwarf, Mixed Colors. Pkt. 5 cts., 1/4oz. 50 cts.

BALLOON VINE (Cardiospermum Halicacabum). Hardy Annual. A rapid-growing annual vine; does best in a light soil and warm situation; flowers are white; the seed-pods look like miniature balloons and are of great interest to the children. Pkt. 5 cts., 1/4oz. 15 cts., oz. 25 cts.

BALSAM PEAR. Same as the above except the fruits are long pear-shaped. These are used for medicinal purposes. Pkt. 5 cts., 1/4oz. 15 cts.



Sweet Alyssum

Splendid for borders, beds or hanging baskets



Bachelor's Button



Candytuft

BALSAM APPLE (*Momordica*). Hardy Annual. A curious climbing vine; grows 10 feet from seed; the foliage is very ornamental, while the fruits are golden yellow, warted and, when ripe, open and show the seed in the brilliant carmine center. Pkt. 5 cts., $\frac{1}{4}$ oz. 15 cts.

BALSAM; or LADY'S SLIPPER, Camellia-flowered. These are beautiful flowering Balsams. An old and favorite garden flower, producing its gorgeous masses of beautiful, brilliant-colored, double flowers in great profusion; of easy culture; succeeds in a good, rich soil; tender annuals; 3 feet. Start the seed indoors in April or sow out-of-doors in May. To grow fine specimens they should not be closer than 18 inches. I have the following colors separate and all of them in mixture: **Rose, Dark Blood-Red, Red and White Spotted, White, Bright Scarlet, Mixed.** Price of either separate colors or mixed, pkt. 5 cts., $\frac{1}{4}$ oz. 20 cts.

BABY'S BREATH (*Gypsophila*). Hardy Perennial. Charming, free-flowering, elegant plants that do well in any good garden soil. The dainty, misty white panicles of bloom are used extensively for mixing in with other bouquet flowers. They are grown by the acre in the suburbs of Paris and London for selling, to be used with other cut-flowers. Plants grow about 2 feet.

Elegans alba grandiflora. Pkt. 5 cts., $\frac{1}{4}$ oz. 25 cts.

BACHELOR'S BUTTON (*Centaurea Cyanus*. Blue; Globe Amaranth). Hardy Annual. Both of these are called Bachelor's Button, and to distinguish them clearly I list them together. The *Centaurea Cyanus*. Blue, is also known as Cornflower, Blue Bottle, Ragged Sailor, Bluet, or Kaiserblume. It is the favorite, dark blue variety so much used for cutting. A bunch of these with a few yellow marigolds, calendulas or California poppies makes a very rich combination. The flowers of the other sort, the Globe Amaranth, resemble clover heads and are dried and used as winter bouquets.

Centaurea Cyanus. Pkt. 5 cts., $\frac{1}{4}$ oz. 15 cts.

Globe Amaranth. Pkt. 5 cts., $\frac{1}{4}$ oz. 15 cts.

CALENDULA (Pot Marigold). Hardy Annual. One of the best and showiest free-flowering hardy annuals growing in any good garden soil, producing a fine effect in beds or mixed borders; particularly bright in late fall, continuing in bloom from early summer until killed by frost; valuable also for pot culture, blooming freely in winter and early spring; 1 foot.

Mixed Colors. Pkt. 5 cts., $\frac{1}{4}$ oz. 15 cts.

CALLOPSIS. Hardy Annual. Beautiful free-flowering annuals, of the easiest culture, doing well in any sunny position, blooming all summer and excellent for cutting and massing. It is best to sow them where they are to bloom, thinning out to stand 6 to 12 inches apart.

Golden Wave. Bright golden yellow, with brown centers. An edging of this resembles a strip of gold when viewed from a distance. Pkt. 5 cts., $\frac{1}{4}$ oz. 15 cts.

CANTERBURY BELLS, or CUP-AND-SAUCER (*Campanula Medium calycanthema*). Hardy Perennial. This is the favorite type of this grand, old-fashioned flower. It differs from the ordinary type in having an extra-large calyx, which is of the same color as the flower, giving the appearance of a cup and saucer. Very effective in the garden.

Blue, White, Pink, or Mixed Colors. Each, pkt. 10 cts.

CARNATIONS, Marguerite. Half-hardy Perennial (with protection can be wintered over outside). These are the Carnations for growing outdoors with other garden annuals. They begin flowering a few weeks from the time the seed is sown. The flowers are large and double and highly scented. Do not confuse these with the fancy Carnations grown in greenhouses by the florists. It is impossible to grow those fancy Carnations to perfection in the ordinary flower-garden; they must have greenhouse culture; not so, however, with the Marguerite variety; these grow in any good garden soil. Splendid for bouquets.

Pure White, Crimson, Mixed Colors. Each, pkt. 10 cts., $\frac{1}{8}$ oz. 40 cts., $\frac{1}{4}$ oz. 75 cts.

CANDYTUFT. Hardy Annual. These have long been among the most highly prized of garden annuals. The best effect is produced by raising the plants in masses, the seeds being sown where the plants are to bloom.

Empress. This is the finest of all white varieties, the plants being a complete mass of flowers. Fine for cutting and for this reason is the best for florists. Pkt. 5 cts., $\frac{1}{4}$ oz. 20 cts.

COCKSCOMB (*Celosia*). Hardy Annual. One of the most interesting and bright-colored annuals. When grown in masses or clusters they add much life to the flower-garden, the bright red plumes and combs making a very rich and attractive display. There are two forms: the feathered, which produces large, feathery plumes, and the comb, which produces mammoth flowers resembling the comb of a chicken, yet very much larger, some of them 12 to 15 inches across.

Bright Red Combs. Pkt. 5 cts., $\frac{1}{4}$ oz. 40 cts.

Crimson Plumes. Pkt. 5 cts., $\frac{1}{4}$ oz. 40 cts.

CHRYSANTHEMUM coronarium. Hardy Annual. These are the small, double flowers that bloom latest in the fall and are very desirable because when they bloom almost all other outside flowers are over. They are valued highly for cutting. The mammoth-flowering sorts as grown by florists in the greenhouses are the Japanese Hardy Perennials.

Double Mixed Colors. Pkt. 5 cts., $\frac{1}{4}$ oz. 15 cts.

Double White. Pkt. 5 cts., $\frac{1}{4}$ oz. 15 cts.

Japanese. Hardy Perennial. Pkt. 20 cts.

CINERARIA. My **Grandiflora Prize Mixture** is positively the finest selection of this favorite pot-plant. The colorings are magnificent, and the flowers the largest. Start them in shallow boxes and transplant to pots. Pkt. 25 cts.

COLEUS. Hardy Annual. A most interesting foliage plant to grow from seed. The leaves show every conceivable color, and one imagines, when admiring them, that there are colors never seen before. The blending of colors is beautiful; fine for edgings or for pot-plants. Pkt. 10 cts.

CONVOLVULUS. See **Morning-Glory.**

COBÆA (Cup-and-Saucer Vine). Hardy Annual. A climber of rapid growth, attaining a height of 30 to 50 feet during the season; valuable for covering trellises, arbors, trunks of trees, etc.; will cling to any rough surface. In sowing, place seeds edgewise and merely cover with light soil; to get early results start the seed indoors in March or April; can also be sown out-of-doors in May.

Scandens. Large, bell-shaped, purple flowers. Pkt. 5 cts., $\frac{1}{4}$ oz. 35 cts.

Scandens alba. Pure white. Pkt. 5 cts., $\frac{1}{4}$ oz. 35 cts.

COSMOS. Hardy Annual. One of our favorite autumn flowers. They grow 5 to 8 feet high, hence should be planted along the fence or in masses by themselves. If the plants are pinched out when but a foot high it will produce a bushy growth, making the plants more effective. Hundreds of flowers are borne on long stems; very desirable for bouquets.

Giant White, Pink, Red, and Mixed Colors. Each, pkt. 5 cts., $\frac{1}{4}$ oz. 25 cts., oz. 75 cts.

WILD CUCUMBER VINE (*Echinocystis lobata*). Hardy Annual. A very quick-growing annual. The vines grow to 25 feet in a season from seed sown in May in good, rich soil. The vine is covered with the fragrant, white flowers. The foliage is close and thick. Pkt. 5 cts., $\frac{1}{4}$ oz. 20 cts.



Cosmos



Petunia




Larkspur



Marigold



Nasturtium



Mignonette

CYCLAMEN. Half-hardy Perennial. Charming plants; rich-colored, fragrant flowers; beautiful foliage. One of the most popular pot-plants. The plants are covered with odd-shaped flowers, resembling, in a measure, butterflies. Sow seed in spring for summer flowers, or in fall for winter flowers.

Butterfly Cyclamen, Mixed Colors. Pkt. (10 seeds) 35 cts.

CYPRESS VINE (*Ipomœa Quamoclit*). Hardy Annual. One of the most popular vines, with very delicate fern-like foliage, and masses of beautiful, small, star-shaped flowers. Sow in May, first soaking the seeds in warm water for a few hours.

Scarlet. Pkt. 5 cts., oz. 25 cts.

White. Pkt. 5 cts., oz. 25 cts.

DAHLIA. Half-hardy Perennial. An old, familiar, yet greatly admired, flower, grown more extensively now than ever before. If the seed of the double varieties is started before April 1, and the single varieties by the middle of May, both will bloom abundantly the first year.

Double Mixed. Pkt. 5 cts., 1/4oz. 60 cts.

Single Mixed. Pkt. 5 cts., 1/4oz. 25 cts.

(I have roots of many separate colors at 15 cts. each.)

DOUBLE DAISY. Hardy Perennial. This is the dwarf, white Daisy, used so much for borders and for cutting. The plants grow only 4 to 6 inches high and are covered with the double, white flowers. It is a perennial, but should be covered with leaves or litter to stand the winter. Pkt. 5 cts., 1/4oz. 75 cts.

FORGET-ME-NOT (*Myosotis*). Hardy Perennial. The pretty blue Forget-me-nots. Planted as a border or among the plants of a bed of pansies they give a dainty, rich effect.

Falustris. Blue. Pkt. 5 cts., 1/4oz. 30 cts.

FOUR-O'CLOCK (*Marvel of Peru*). Hardy Annual. One of the best blooms of all the favorite summer garden flowers. They grow quickly from seed, and are one gorgeous mass of bloom all summer. 2 feet high. Have the plants 12 to 15 inches apart. Pkt. 5 cts., 1/4oz. 15 cts.

GAILLARDIA (*Blanket Flower*). Hardy Perennial. The plants grow 1 1/2 feet high and are covered with brilliant, showy, daisy-like flowers on long stems; a good flower for cutting. Colors are shades of red and orange.

Double, Mixed Colors. Pkt. 5 cts., 1/4oz. 15 cts.

Single, Mixed Colors. Pkt. 5 cts., 1/4oz. 15 cts.

GLOBE AMARANTH. See *Bachelor's Button*.

GOURDS. Hardy Annual. Vines that grow 15 to 20 feet and have ornamental foliage and odd-shaped fruits.

Mock Orange (*Orange-shaped*). Pkt. 5 cts., 1/4oz. 20 cts.

Dipper, or Calabash. Pkt. 5 cts., 1/4oz. 20 cts.

Egg-shaped. Pkt. 5 cts., 1/4oz. 20 cts.

Hercules' Club. 4 feet long. Pkt. 5 cts., 1/4oz. 20 cts.

Rag, or Dish-Cloth. Pkt. 5 cts., 1/4oz. 20 cts.

Fear-shaped. Striped; very showy. Pkt. 5c., 1/4oz. 20 cts.

Mixture of Above Varieties. Pkt. 5 cts., 1/4oz. 20 cts.

HELIOTROPE. Half-hardy Perennial. Seed sown in the spring will make fine plants for summer blooming, flowering the whole season. Flowers are delightfully perfumed. Pkt. 5 cts.

HOLLYHOCKS. Hardy Perennial. One of our most beautiful hardy garden flowers, and a clump or line of them as a background or along a fence gives an effect not attainable with any other plants. The colors are gorgeous; the flower petals are like silk. My mixture is very fine. Pkt. 5 cts., 1/4oz. 30 cts.

HUMULUS japonicus variegatus (*Japanese Hop Vine*). Hardy Annual. A very fast-growing vine, with dense foliage. The leaves are beautifully marbled and splashed with silvery white, light and dark green; very effective for screens, arbors, trellises, etc. It is never injured by insects nor affected by the heat, but retains its bright, variegated foliage until frost. Pkt. 5 cts., 1/4oz. 20 cts.

JOB'S TEARS (*Coix Lacryma-Jobi*). Hardy Annual. The leaves resemble corn leaves. The hard, shiny seeds are interesting to children, who string them as beads. Pkt. 5c., oz. 20 cts.

LARKSPUR, Dwarf Rocket. Hardy Annual. The annual Larkspur is one of the brightest and showiest garden flowers. From seed sown in May they produce a continuous mass of bloom until frost. This variety grows about 18 inches high. Flowers double and of the richest colors. Pkt. 5 cts., 1/4oz. 15 cts.

LINARIA, or KENILWORTH IVY. Hardy Perennial. A charming, trailing plant; suitable for baskets, vases, boxes and rockwork. Pkt. 5 cts.

LOBELIA, Crystal Palace compacta. Hardy Annual. Rich, deep blue; dark foliage; fine for bedding. Pkt. 5 cts., 1/4oz. 50 cts.

MARIGOLD. Hardy Annual. Both the single- and double-flowering varieties are rich bedding plants. The French Marigold is dwarfed and better adapted for borders and for massing among other dwarf annuals. Their bright colors live up the flower-garden all summer. Easy to grow, sure to bloom.

Double African Mixed. Tall. Pkt. 5 cts., 1/4oz. 15 cts.

Double French Mixed. Dwarf. Pkt. 5 cts., 1/4oz. 15 cts.

Single French. Yellow and brown. Pkt. 5 cts., 1/4oz. 15 cts.

MIGNONETTE. Hardy Annual. A well-known, sweet-scented garden favorite that everybody should grow. By sowing seed in April, and again in July, you can have a succession of bloom until frost. Can be grown in pots for winter flowers.

Goliath. Mammoth trusses, surpassing all others in brilliancy of color. Pkt. 5 cts., 1/4oz. 25 cts., oz. 75 cts.

Odorata. Small spikes, sweetly scented. Pkt. 5 cts., 1/4oz. 20 cts.

MIMOSA pudica, or SENSITIVE PLANT. Half-hardy Perennial. Interesting plants, growing about 1 1/2 feet high, with pinkish white flowers. The leaves close and droop, as if dying suddenly when touched or shaken, then open out again. Very interesting indeed for pot culture. Pkt. 10 cts.

MOONFLOWER (*Ipomœa grandiflora alba*). Hardy Annual. During cloudy days and at night the plants are covered with almost numberless pure white flowers, very fragrant and of immense size—5 to 6 inches in diameter. They grow quickly. Sow early. Pkt. 5 cts., 1/4oz. 25 cts.

Bona Nox (*Evening-Glory, or Good Night*). Blue flowers expanding in the evening. This is also a rapid-growing vine. Pkt. 5 cts., 1/4oz. 25 cts.

MORNING-GLORY (*Coccolobus major*). Hardy Annual.

Finest Japanese Single Mixed. Pkt. 5 cts., oz. 20 cts.

Japanese Double Mixed. Beautiful; a large percentage of the flowers are double. Pkt. 10 cts., 1/4oz. 25 cts.

NASTURTIIUMS

Hardy Annual

Tall, Quality Mixture. A mixture made up of every color of this popular flower. The vines grow from 6 to 10 feet and are very effective when grown in sunny positions, as they bloom all summer. Pkt. 5 cts., oz. 15 cts., 1/4lb. 50 cts., lb. \$1.50.

Dwarf, Quality Mixture. The dwarf varieties grow only a foot high. The plants are covered with the beautiful blooms continuously. This is one of the most satisfactory summer flowers to grow that I know of. As a border or in solid mass they make a most magnificent sight. The more flowers you cut off the more come on, and the stems being long makes them very valuable for bouquets. Pkt. 5 cts., oz. 15 cts., 1/4lb. 50 cts., lb. \$1.50.

NICOTIANA affinis. Hardy Annual. Pure white, star-shaped flowers, borne on long stems; very sweet-scented. Blooms continually. Plants grow 2 to 3 feet high. Pkt. 5 cts., 1/4oz. 15 cts.

PETUNIA. Hardy Annual. For the flower-garden or for growing in pots Petunias are unequalled in effectiveness. They begin blooming early and are a sheet of bloom the entire summer until killed by frost in the fall. The plants grow about 1 foot high. The pure white is used extensively for cemetery beds. Cover the seed very lightly.

Hybrida, Single Mixed. The ordinary single garden Petunias. Pkt. 5 cts., 1/4oz. 35 cts.

Giant Prize Fringed, Single Mixed. Fringed and ruffled, large-flowering sorts in the greatest variety of colorings. Pkt. 20 cts., 1-32 oz. \$4.

Giant Fringed, Double Mixed. It is to be remembered that seed saved from the most carefully hybridized flowers produces only a small percentage of double flowers, the balance being single; unusually fine. Pkt. 20 cts.



I do not believe there is any strain of Pansies superior to my Exhibition Giants. Read the description below.

PANSIES

Hardy Biennial

Who does not know and love the Pansy blossom? No artist, however great his ability, can blend colors so gorgeously, so inexpressibly beautiful as our Creator has painted these little gems. Do not plan your flower-garden without allowing for a bed of Pansies. I offer only two mixtures and they are absolutely the grandest of all. What is the use of planting anything less than the best? These mixtures include every conceivable color, and the seed is saved from the largest specimen flowers of the most varied colorings.

How to Grow Pansies. In sowing the seed, never allow your seed-beds to become dry, for any dryness after the seeds sprout is absolutely fatal. When your seedlings or young plants are ready to set out or transplant to where you want them to bloom, dig your plant-bed to a depth of 10 to 12 inches, pulverize thoroughly to a depth of 6 to 8 inches, mix in 2 to 3 inches of well-rotted manure, or Wizard Brand Sheep Manure. Cultivate often; too little cultivation is the cause of most failures in obtaining first-class results. Good drainage is necessary; set your plants deep in rows 8 inches apart so you can cultivate, and set plants 6 inches apart in the rows.

Schell's Exquisite Exhibition Giants

Positively incomparable. Friends, words cannot describe to you the marvelous beauty of the unusual color markings and shades of the flowers produced from this mixture. And the size—you will think your eyes are deceiving you, for perhaps you have never seen their equal, as the flowers average 4 inches in diameter. The most rigid selection of mother plants is made and these seed plants are reset in the fall and undergo the rigors of winter unprotected, thus making them extremely hardy and vigorous. The colors include lavender and gold, red with silver rim, red and gold, pure white, red, yellow, rose, bronze, violet, black, lavender, etc., with a dozen or more variations in each of these colors. The flowers are borne on much longer stems than other strains. If you want to see something of unusual beauty, grow these Giants. It costs much to produce a strain of Pansies like these, yet I am willing to refund your money if you are not glad you have them after they bloom. Pkt. 50 cts., 1/2 oz. \$1, 1/4 oz. \$1.75, 1/8 oz. \$3, 1/16 oz. \$5.50, oz. \$10.

One ounce will make about 6,000 plants

Schell's Mammoth Mixture Pansies. The splendid mixture of very large-flowering, beautifully colored Pansies which I have been offering for years past. Next to my Exhibition Giants, it is the best mixture possible to produce. Many commercial growers have been getting this mixture from us for years. Small pkt. 10 cts., large pkt. 25 cts., 1/4 oz. 75 cts., 1/2 oz. \$1.25, 1/4 oz. \$2.25, oz. \$4.

PHLOX Drummondii. Hardy Annual. Sow the seed, as soon as danger of frost is over, where you want them to bloom; have the soil rich. In a few weeks the plants will present a perfect mass of bloom which continues until frost. The plants of the annual varieties grow from 6 to 12 inches high and your flower-garden should have these in it. The colors are bright and showy.

Best Mixture. Pkt. 5 cts., 1/4 oz. 25 cts., oz. 75 cts.

Pure White, Scarlet, Rose. Either color, pkt. 5 cts., 1/4 oz. 25 cts., oz. 80 cts.

Dwarf Mixture. Plants grow 6 to 8 inches. Pkt. 5 cts., 1/4 oz. 50 cts., oz. \$1.75.

Dwarf Scarlet, Rose, White. Each, pkt. 5 cts., 1/4 oz. 75 cts.

PHLOX, Hardy Perennial, All Colors Mixed. Grow 2 to 3 feet and form large spikes or heads of flowers very beautiful and bloom year after year. Pkt. 10 cts., 1/4 oz. 50 cts.

PINKS (Dianthus), Hardy Annual. The old favorite, hardy garden Pink, seen growing in more flower-gardens than any other flower. It is very showy in a mass effect or as a border. Plants grow 12 to 15 inches and the flowers are very desirable for cutting for bouquets.

Chinensis, Double Mixed. Pkt. 5 cts., 1/4 oz. 20 cts., oz. 60 cts.

Double Pure White. Pkt. 5 cts., 1/4 oz. 20 cts., oz. 75 cts.

Double Red. Pkt. 5 cts., 1/4 oz. 25 cts., oz. 80 cts.

Single Mixed. Pkt. 5 cts., 1/4 oz. 20 cts., oz. 60 cts.

POPPIES. Hardy Annual. The double and single annual varieties bloom abundantly from seed sown in the spring. The Oriental Poppy is perennial; this also should be sown in the spring; during July and August the plants will disappear, growing out again as soon as cool weather sets in. Annual sorts cannot stand transplanting, but the perennial Orientals should be transplanted in the fall to where you want them to stay permanently. The following summer, and thereafter, they will produce the most gorgeous, silk-like, mammoth, cup-shaped flowers imaginable; the flowers measure from 4 to 6 inches in diameter on stems 2 to 3 feet long.

Single Shirley, Mixed. Pkt. 5 cts., 1/4 oz. 15 cts., oz. 40 cts.

Single Scarlet. Pkt. 5 cts., 1/4 oz. 15 cts., oz. 40 cts.

Double Carnation-flowered, Mixed. Pkt. 5c., 1/4 oz. 20c.

Oriental, Mixed. Pkt. 5 cts., 1/4 oz. 25 cts.

PRIMROSE (Primula). Half-hardy Perennial. These beautiful Primulas are among the most desirable house-plants for winter blooming in pots. The upright stems throw out heads of flowers which, when in full bloom above the rich carpet of foliage, produce a charming effect. While the Primula is grown very extensively by florists, they can be grown just as successfully in your window-garden. Sow the seed in the spring in good, porous loam.

Obconica grandiflora, Mixed Hybrids. Pkt. 10 cts., 1-32 oz. \$1.

Primula chinensis. The Chinese Primrose, one of the most beautiful and popular window plants. Mixed Colors, pkt. 25 cts., 3 pkts. 60 cts.

PORTULACA (Rose Moss or Sun Plant). Hardy Annual. Fine for massing in beds, for edgings, baskets or window-boxes, 6 inches high.

Single Mixed. Pkt. 5 cts., $\frac{1}{4}$ oz. 25 cts.

Double Mixed. Pkt. 5 cts., $\frac{1}{2}$ oz. 30 cts., $\frac{1}{4}$ oz. 50 cts.

PUERARIA (Kudzu Vine). Hardy Perennial. The fastest-growing hardy vine. From seed sown in the early spring the vines grow about 10 feet; they are then established and thereafter they will grow from 25 to 50 feet in a season, depending on conditions of soil and weather. The foliage is large and dense. In August it bears small panicles of rosy purple, pea-shaped blossoms. For permanently covering a porch, dead trees, outbuildings, etc., it is very desirable. Pkt. 5 cts., $\frac{1}{4}$ oz. 35 cts.

RICINUS (Castor-Oil Plant). Hardy Annual. Heavy plants, with large leaves, giving a sort of subtropical effect when grown on lawns or in the center of beds. Plants grow 5 to 8 feet high.

Zanzibarensis. Pkt. 5 cts., oz. 15 cts., $\frac{1}{4}$ lb. 35 cts., lb. \$1.

SCARLET SAGE (*Salvia*). Hardy Annual. **Bonfire.** The spikes of flowers are brilliant scarlet and stand clear above the dark green foliage, completely covering the plant. It is one of the most effective and gorgeous bedding plants in cultivation. This Bonfire variety is one of the finest of the Scarlet Sages, the bushes being very compact and about 2 feet high and 2 feet in diameter. The seed may be sown in May outside or started indoors earlier and the plants set out when the soil is warm. Pkt. 10 cts., $\frac{1}{4}$ oz. 75 cts., oz. \$2.50.

SCABIOSA, or MOURNING BRIDE. Hardy Annual. The plants grow about 2 feet high from seed sown in the early spring, about May 1, and come into bloom early in July, continuing until frost. The beautiful flowers of exquisite shades, are borne on long stems and, when cut, keep in perfect condition for the best part of a week. No garden should be without them, especially when flowers are wanted for cutting.

Double Mixed. A fine mixture of colors ranging from white to almost black. Pkt. 5 cts., $\frac{1}{4}$ oz. 20 cts.

SMILAX. Half-hardy Perennial. Very graceful climber; grown extensively by florists for bouquets. Pkt. 5 cts., $\frac{1}{4}$ oz. 20 cts., oz. 75 cts.

STOCK. Hardy Annual. The Stocks, or Cut-and-Come-Again, are among the most satisfactory bedding plants and make very beautiful pot-plants when grown indoors. The flowers are borne on long stems, and are delightfully fragrant, thus making them of great value for cutting.

Princess Alice. Pure snow-white. Special florists' strain. Pkt. 5 cts., $\frac{1}{4}$ oz. 50 cts.

Finest Mixed. Pkt. 5 cts., $\frac{1}{4}$ oz. 75 cts.



Scarlet Sage



Zinnias

SOLANUM, or JERUSALEM CHERRY. Half-hardy Perennial. A very interesting pot-plant for winter decoration. The plants grow 1 foot high and are covered with bright scarlet, round berries resembling cherries. Pkt. 5 cts.

SUNFLOWER (*Helianthus*). Hardy Annual. The Mammoth Double California is a very beautiful type of this common flower. The individual flowers are full to the center and so very double that they are half globe-shape. I have seen these sell readily and at a good price in the markets. They resemble mammoth yellow dahlias. The Russian is the large variety, grown principally for the big seeds they produce, which are used as poultry-feed.

Mammoth Double California, or Chrysanthemum-flowered. Pkt. 5 cts., $\frac{1}{4}$ oz. 15 cts., $\frac{1}{2}$ oz. 30 cts.

Mammoth Russian. Immense flowers, with brilliant yellow petals. Pkt. 5 cts., lb. 25 cts., postpaid, 30 cts.

SWEET WILLIAM (*Dianthus barbatus*). Hardy Perennial. A more beautiful sight than a thick, massed bed of Sweet Williams is difficult to find. The plants, which are hardy, will present a glorious sheet of bright, rich-colored flowers continually. Both double and single sorts are fine.

Double Mixed. Pkt. 5 cts., $\frac{1}{4}$ oz. 40 cts., oz. \$1.25.

Single Mixed. Pkt. 5 cts., $\frac{1}{4}$ oz. 25 cts., oz. 75 cts.

Double White. Pkt. 5 cts., $\frac{1}{4}$ oz. 50 cts., oz. \$1.50.

Double Crimson. Pkt. 5 cts., $\frac{1}{4}$ oz. 50 cts., oz. \$1.50.

THUNBERGIA, or BLACK-EYED SUSAN. Hardy Annual. A rapid-growing annual vine used for hanging-baskets and low trellises; very pretty little flowers in orange, buff, white, etc. Pkt. 5 cts., $\frac{1}{4}$ oz. 25 cts., oz. 80 cts.

VERBENA. Hardy Annual. Very few plants will make such a gorgeous display during the summer months as the Verbenas, or furnish more flowers for cutting. Start seed in the house or under glass early in the spring, and transplant after 3 or 4 inches of growth. Good, healthy plants can be produced from seed as readily as almost any tender annual. They flower in July, and continue strong and healthy until destroyed by frost.

Mammoth Mixed. Pkt. 5 cts., $\frac{1}{4}$ oz. 50 cts., oz. \$1.50.

Largest White. Pkt. 5 cts., $\frac{1}{4}$ oz. 50 cts., oz. \$1.50.

Largest Scarlet. Pkt. 5 cts., $\frac{1}{4}$ oz. 50 cts., oz. \$1.50.

WALLFLOWER. Half-hardy Perennial. Deliciously fragrant. Bloom early in the spring. Start the seed inside and set out in April or May.

Single Mixed. Pkt. 5 cts., $\frac{1}{4}$ oz. 25 cts.

Double Mixed. Pkt. 10 cts.

ZINNIAS, or YOUTH AND OLD AGE. Hardy Annual. Largest-flowering sorts. The well-known Zinnia has long been a favorite and deserves a place in every flower-garden. The bright-colored flowers bloom profusely until frosts kill the plants. My mixture contains all colors and varieties.

Tall Mixed. Pkt. 5 cts., $\frac{1}{4}$ oz. 25 cts., oz. 75 cts.

Orange Yellow. A gorgeous, double, glowing yellow flower; fine for cutting. Pkt. 5 cts., $\frac{1}{4}$ oz. 25 cts., oz. 75 cts.

SCHELL'S QUALITY SWEET PEAS

Hardy Annual

Largest-Flowering Varieties

Schell's Quality Mixture. This I make up of all the latest varieties which are credited as being the best of their individual color and class. It is impossible to make a better mixture of standard varieties than this. It is the best. Mixtures offered at higher prices cannot surpass it in quality. Do not confuse these with the Spencer types, which are the grandest of all Sweet Peas. Pkt. 5 cts., oz. 15 cts., $\frac{1}{4}$ lb. 40 cts., lb. \$1.50.

Fine Mixed. A very good, well-balanced mixture of standard sorts. It does not include the latest varieties. The price of the packets is the same as the Quality Mixture, but they contain almost twice the quantity of seed. Pkt. 5 cts., oz. 10 cts., $\frac{1}{4}$ lb. 30 cts., lb. \$1.

Superb Spencer Varieties in Mixture. Made up entirely of the newest Spencer types. The Spencers are the largest and most beautiful of all Sweet Peas. Under congenial culture the flowers measure up to 2 and $\frac{2}{3}$ inches across. Pkt. 10 cts., oz. 25 cts., $\frac{1}{4}$ lb. 75 cts., lb. \$2.

LARGEST-FLOWERING SPENCER, SEPARATE COLORS

The Very Latest and Grandest

Large, beautifully waved and ruffled edged flowers, usually three to four on each long stem. They are simply magnificent. You should grow them by all means, for your own pleasure or for profit.

Apple Blossom Spencer. Charmingly colored rose-pink, veined and shaded carmine-pink; wings paler pink and blush. Pkt. 10 cts., oz. 30 cts., $\frac{1}{4}$ lb. \$1.

Beatrice Spencer. A dainty blend of blush, lemon and pink on the standards (upper petals) while the wings (lower petals) are pure pink. Pkt. 10 cts., oz. 30 cts., $\frac{1}{4}$ lb. \$1.

Countess Spencer. A gorgeous flower. Bright soft pink shading to a warm rose-pink at the edges. Pkt. 10 cts., oz. 25 cts., $\frac{1}{4}$ lb. 75 cts.

Elfrida Pearson. Large, pale pink; very rich. Pkt. 10 cts., oz. 25 cts., $\frac{1}{4}$ lb. 75 cts.

Enchantress. A beautiful, clear, rich pink. Pkt. 10 cts., oz. 25 cts., $\frac{1}{4}$ lb. 75 cts.

Florence Nightingale. A very large, finely waved bluish lavender. Pkt. 10 cts., oz. 25 cts., $\frac{1}{4}$ lb. 75 cts.



White Spencer Sweet Peas

George Herbert. Large, wavy, rich rose-carmine flowers. Pkt. 10 cts., oz. 25 cts., $\frac{1}{4}$ lb. 75 cts.

Helen Lewis. Orange-salmon-pink; blooms large. Pkt. 10 cts., oz. 25 cts., $\frac{1}{4}$ lb. 75 cts.

King Edward Spencer. Glowing crimson-scarlet. Pkt. 10 cts., oz. 30 cts., $\frac{1}{4}$ lb. \$1.

Marie Corelli. A bright, glowing crimson, almost a self color. Pkt. 10 cts., oz. 25 cts., $\frac{1}{4}$ lb. 75 cts.

Primrose Spencer. Large, waved flowers of deep cream or primrose-yellow. Pkt. 10 cts., oz. 25 cts., $\frac{1}{4}$ lb. 75 cts.

White Spencer. Very large, open, waved flowers. A most chaste and beautiful variety. Purest white. Pkt. 10 cts., oz. 25 cts., $\frac{1}{4}$ lb. 75 cts.

EARLY SWEET PEAS

The great merit of this class is earliness, coming into bloom from two to three weeks earlier than the tall varieties. They grow only 18 to 24 inches high and are recommended only where very early flowers are wanted, as the flowers are not so large nor the stems so long as the taller sorts.

Earliest White. Pkt. 5 cts., oz. 10 cts., $\frac{1}{4}$ lb. 35 cts.

Earliest Sunbeams. Primrose-yellow. Pkt. 5 cts., oz. 10 cts., $\frac{1}{4}$ lb. 35 cts.

Earliest of All. Pink and white. Pkt. 5c., oz. 10c., $\frac{1}{4}$ lb. 35c.

DWARF BUSH or CUPID SWEET PEAS

The plants grow only 6 to 8 inches. For edgings or pot culture they are very pretty. Pkt. 5 cts., oz. 10 cts.

THE BEST GRANDIFLORA or LARGE-FLOWERING SWEET PEAS

Any of the following are, pkt. 5 cts., oz. 15 cts., $\frac{1}{4}$ lb. 40 cts., lb. \$1.25.

Agnes Eckford. Pure, bright, soft pink.

America. Striped scarlet and white.

Black Knight. Deep maroon, veined black.

Blanche Ferry. Pink and white.

Coccolina. Bright, rich cherry-red.

Dainty. White, with pink edge.

Dorothy Eckford. Large; pure white.

Flora Norton. Light, clear blue; charming.

Golden Rose. Primrose-yellow, flushed with pink.

Henry Eckford. Intense orange.

Hon. Mrs. E. Kenyon. Fine primrose-yellow.

King Edward VII. Crimson-scarlet.

Lady Grisell Hamilton. Beautiful silvery lavender.

Lord Nelson. Rich indigo-blue.

Maid of Honor. White, shaded blue, with edge of deep blue.

Mont Blanc. Early; white.

Mrs. Collier. Primrose.

Navy-Blue. Dark violet.

Othello. Deep maroon.

WINTER-FLOWERING SWEET PEAS

Started in the greenhouse in October they bloom for Christmas and continue all winter.

Christmas Pink. Pink and white. Pkt. 5 cts., oz. 15 cts., $\frac{1}{4}$ lb. 60 cts.

Florence Denzer. Pure white. Pkt. 5c., oz. 15c., $\frac{1}{4}$ lb. 60 cts.

Mrs. Wm. Sim. Salmon-pink; large flowers. Pkt. 5 cts., oz. 15 cts., $\frac{1}{4}$ lb. 60 cts.

Mrs. Alex. Wallace. Lavender. Pkt. 5c., oz. 15c., $\frac{1}{4}$ lb. 60 cts.


Le Marquis. Navy-blue. Pkt. 5 cts., oz. 15 cts., $\frac{1}{4}$ lb. 60 cts.

GRAND OFFER OF BOUQUET GARDEN FLOWERS

Twenty Different Kinds

I have made a splendid mixture of twenty of the prettiest flowers that grow easily from seed and bloom abundantly all summer. Every color is in this mixture and all are valuable for bouquets as well as for beautifying the yard. I want every lover of flowers to order this mixture for I have made it for you.


Large Package (full ounce of seed)
Only 15 cts.



Gladioli



Cactus Dahlia



Show Dahlia



Canna

SUMMER-FLOWERING BULBS

Plant them as soon as the soil is in condition to be worked properly—usually from April 15 to May 15. All these Flowering Bulbs and Roots are so very satisfactory to grow, because they seldom fail to produce their beautiful blooms.

GLADIOLI

Cowee's Meadowvale Mixture. Mr. Cowee, the expert grower of Gladioli, grows this mixture for me and he says, "This includes the largest number of magnificent varieties of any popular mixture." Every conceivable color. If you want to see one of the most beautiful sights you ever saw, plant a hundred or more of these Gladioli, and they are among the best cut-flowers for vasing. First-size bulbs, \$2 per 100, 35 cts. per doz., 4 cts. each. I can furnish these in any separate color if desired.

TUBEROSES

Double Excelsior Pearl. These pure white, sweet-scented flowers are so popular they need only to be mentioned, for they are grown by the thousands every summer. My bulbs are extra large and sure bloomers. \$3.50 per 100, 75 cts. per doz., 3 for 25 cts., 10 cts. each.

CALADIUM (Elephant's Ear)

This is the big-leaved foliage plant which attains an enormous size. I have had plants with leaves more than 3 feet long. Fine for center of lawn, corner of yard, center of flower-bed—in fact, looks splendid anywhere. Monster bulbs, 25 cts. each, 6 for \$1.25; Large bulbs, 15 cts. each, 6 for 75 cts.

MADEIRA VINE (Mignonette Vine)

An old-fashioned popular vine, covering a large space in a short time. Fleshy, heart-shaped leaves of a light green, and numerous racemes of feathery white flowers of delicious fragrance. Protect with litter in this latitude. Strong tubers, 50 cts. per doz., 5 cts. each.

PEONIES

Pink, White, Red. Any color, 25 cts. each, \$2.50 per doz.

DAHLIAS

We have a very complete stock of many valuable varieties of Dahlias but do not have space to list them. Write for any other varieties you want.

Cactus Dahlias

Mrs. H. Shoemith. The best pure white Cactus Dahlias. 25 cts. each, \$2.50 per doz.

Kriemhilde. Deep rosy pink; a beautiful flower. 15 cts. each, \$1.50 per doz.

Aegir. Bright vermilion-crimson. 15 cts. each, \$1.50 per doz.

Goetlinde. Clear canary-yellow. 15 cts. each, \$1.50 per doz.

Decorative Dahlias

Flora. The best pure white Decorative; very large; early, profuse and continuous bloomer on long stems. 15 cts. each, \$1.50 per doz.

Jack Rose. A beautiful brilliant crimson-red, double flower. 15 cts. each, \$1.50 per doz.

Mrs. Charles Turner. Very large; clear canary-yellow. 15 cts. each, \$1.50 per doz.

Mrs. Roosevelt. Very large; soft pink. 25 cts. each, \$2.50 per doz.

WHITE CALLA LILY

The White Calla, or "Lily-of-the-Nile," is one of our old favorites. It does well indoors or in the gardens, and produces its handsome, pure white Lilies continuously. 30 cts. each, 3 for 75 cts.

CANNAS

Price of any variety, dormant roots, 10 cts. each, \$1 per doz.

Price of any variety, started plants, 20 cts. each, \$2.25 per doz.

Four Best Tall Cannas

5 to 6 feet high

Austria. Pure canary-yellow, with a few reddish dots in the center of the two inside petals.

Italia. Bright orange-scarlet, with broad golden yellow border.

King Humbert. Bronze foliage; immense flowers, brilliant orange-scarlet, with bright red markings.

Pennsylvania. Intense vermilion-scarlet; green foliage.

Four Best Dwarf Cannas

3 to 4 feet high

Mme. Crozy. The popular golden-edged scarlet.

Rosea gigantea. Deep, rich rose.

Brilliant. Rich yellow, with two bright red, curling, tongue-like petals in the center.

Prof. Rodenwalt. Large and effective deep crimson-scarlet; of compact habit.

CINNAMON VINE

Grows quickly to a height of 25 to 40 feet; is hardy and will last for years. Thick foliage free from insects; white flowers with delightful cinnamon odor. 5 cts. each, 6 for 25 cts., 50 cts. per doz.

FALL BULBS I have all the best varieties of fall-flowering bulbs. Hyacinths, Tulips, Narcissi and Crocuses are planted in the fall, and I issue a special catalogue of these. Write or ask for it if interested.



SCHELL'S QUALITY LAWN GRASS SEED

When seeding a lawn, do not consider using any seed but positively the very best. It will cost you more, but in the end is more economical and satisfactory. Weeds come too plentifully without sowing them. My Quality Lawn Grass is made of the very fanciest, purest, cleanest grades of grasses, costing the highest prices, and the results it produces prove its quality. Other conditions, however, are essential—proper preparation of the soil, evenness in seeding, and the absence of any manure that contains weed seeds. To get the results I know you want—namely, a thick, perfect, velvety green sod—it is necessary to sow the seed thickly. When you get my Quality Lawn Grass Seed, you know you are getting the best there is.

Sow one quart to **each** 100 square feet, that is 10 feet long and 10 feet wide; more will not hurt—better sow thick than not enough. There are 43,560 square feet in an acre. Sow five to ten bushels to the acre according to the thickness desired—the larger amount to produce a heavy sod at once. **Pt. 15 cts., qt. 25 cts., 2 qts. 45 cts., 4 qts. 80 cts., pk. \$1.40, bus. \$4.50. Sent postpaid, pt. 20 cts., qt. 35 cts., 2 qts. 60 cts., 4 qts. \$1.**

SPECIAL LAWN SEED FOR SHADY PLACES.—Pt. 20 cts., qt. 35 cts., 2 qts. 60 cts., 4 qts. \$1, pk. \$1.75, bus. \$5.50.

Lawn Supplies. I have almost everything you need for your lawn—**Electric Hose** (the best hose made), **Lawn Mowers, Lawn Sprinklers, Hedge Shears, Grass Shears, Sickles, Border Knives, Lawn Rakes, Plant-Tubs, Grass Catchers, Worm Eradicator, Lawn Fertilizer, etc.**

For Fertilizing Lawns. Wizard Brand Pulverized Sheep Manure is the ideal lawn fertilizer. It is far superior to stable manure; has every advantage of it without the objectionable weeds and unsightly appearance which always follow its use; is easily applied and does not leave a lot of rubbish to be raked up and carted away.

It makes strong, thrifty turf, beautiful in color, and is largely used in landscape fertilizing by parks, golf and country clubs, private estates, etc. Scatter broadcast, when there is little wind, from 75 to 100 pounds to the thousand feet of surface, and wet down thoroughly, if possible. **By express or freight, 5 lbs. 35 cts., 10 lbs. 60 cts., 25 lbs. \$1, 50 lbs. \$1.75, 100 lbs. \$3, 500 lbs. \$12, 1,000 lbs. \$22, ton \$43.**

PLANT TRELLISES

Made entirely of wood and rattan. Painted dark green. Will not burn or stunt growth of plants like metal when exposed to sun.



Lattice Trellis

These are all 18 inches wide.
6 feet... \$2 25
7 feet... 2 75
8 feet... 3 25
9 feet... 3 75



Fan Trellis

Splendid for Roses and other plants needing support

Height	Width	Top	Each
18 in.	8 in.		\$0 30
24 in.	10 in.		45
3 ft.	16 in.		1 00
4 ft.	27 in.		1 25
5 ft.	32 in.		1 75
6 ft.	38 in.		2 25



No. 0 1/2

24 inches long, 7 1/2 inches wide. 50 cts. each, \$5.50 per doz.; (postpaid, 60 cts. each, \$6 per doz.)



No. 00 Wide

20 inches long, 8 inches wide. 25c. each, \$2.75 per doz.; (postpaid, 35 cts. each, \$3.10 per doz.)



No. 00 Narrow

18 inches long, 3 1/2 inches wide. 20 cts. each, \$2.25 per doz.; (postpaid, 30 cts. each, \$2.60 per doz.)

Square Plant Stakes

	Each	Doz.	100
1 1/2 feet.....	\$0 03	\$0 25	\$1 75
2 feet.....	04	35	2 50
3 feet.....	08	85	6 50
4 feet.....	10	1 15	8 50
5 feet.....	13	1 40	10 50
6 feet.....	15	1 75	12 50

Square Plant Stakes

Vegetable Plants

FOR THOSE WHO CANNOT OR DO NOT WANT TO GROW THEIR OWN

Strong, well - hardened, well - rooted plants, specially packed so that they actually keep on growing while enroute to you. Parcel post charges are prepaid, delivered to your door, if on a delivery route.

I Guarantee All Plants to Reach You in Perfect Condition. If for any reason they are not in good condition, notify me promptly and state how many are injured and the variety and I will replace them.

BEETS, Crosby's Egyptian. Extra-early, very fine. 15 cts. per doz., 45 cts. for 4 doz., 65 cts. per 100, \$4.50 per 1,000, \$20 per 5,000.

CABBAGE, Early Jersey Wakefield (early; pointed head), **Copenhagen Market** (early, round head), **Early Summer, Succession, Late Flat Dutch, Danish Ballhead.** 15 cts. per doz., 45 cts. for 3 doz., \$1 per 100, \$5.75 per 1,000, \$26.50 per 5,000, \$50 per 10,000.


CAULIFLOWER, Early Snowball. 20c. per doz., 50c. for 3 doz., \$1.25 per 100, \$7.50 per 1,000, \$35 per 5,000.

CELERY, White Plume, Golden Self-blanching, Giant Pascal, Winter Queen. 15c. per doz., 45c. for 4 doz., 65c. per 100, \$4.50 per 1,000, \$20 per 5,000.

EGGPLANTS, Black Beauty and New York Purple. 50 cts. per doz., \$2 per 100, \$10 per 1,000.

LETTUCE, Big Boston. 15 cts. per doz., 45 cts. for 4 doz., 65 cts. per 100, \$4.50 per 1,000, \$20 per 5,000.

TOMATO, Spark's Earliana, Chalk's Early Jewel, Globe, Stone, Ponderosa. 20 cts. per doz., 50 cts. for 3 doz., \$1 per 100, \$5.75 per 1,000, \$26.50 per 5,000.



Showing properly packed plants which will carry safely to any point

PEPPER, Ruby King and Chinese Giant. 30 cts. per doz., \$1.50 per 100, \$8.50 per 1,000.

SWEET POTATO PLANTS, Large Yellow. Finest variety; strong plants. 15 cts. per doz., 25 cts. for 50, 45 cts. per 100, \$3.75 per 1,000.

How to Grow Sweet Potatoes.—It takes 12,000 plants to the acre. Set the plants out any time plants are ready and soil and weather conditions are right, from June 1 to middle of July. They will be ready to dig about October 1. Set plants 14 inches apart in the rows and make rows 3 feet apart. Do not trim the vines when they get long—this stops growth of tubers. To keep the Sweet Potatoes during fall and winter put in a temperature of about 90 degrees for first two weeks, then down to 40 degrees and give plenty of ventilation. They yield 250 bus. per acre.

ASTER, Queen of the Market. Mixed colors; early. 15c. per doz., 45c. for 4 doz., 65c. per 100, \$4.50 per 1,000.



Farmers and Gardeners!

Use "Wizard Brand" Pure Pulverized, Weed-less Sheep Manure

The Best Fertilizer for Every Soil and Every Crop

We sell carload after carload of it—more every year as more of our customers are learning of its great value as a crop-maker and soil-builder. Place your order now for delivery when you want it, pay for it at time of delivery.



Commercial or manufactured fertilizers are all good in their way, yet we all know that they are in reality a substitute for manure. The reason you buy them is because you do not have on your farm enough manure. Now why be satisfied with a substitute if you can secure the manure; the market-gardener who must make every acre produce its greatest possible crops uses a tremendous amount of manure and it *pays him big* to do so. It will pay you just as handsomely in profits in bigger crops if you use it on your field crops, corn, oats, wheat, etc. The biggest crop, bushels per acre, of wheat I ever saw was a field that had a deep, heavy spread of manure. The wheat heads were 5 inches long, the crop 45 bushels to every acre and the owner sold it all for seed to his neighbors. If you want a horse to pull his *very best*, he must have enough to eat; so also if you want a plant, or a field of plants, to pull a *big crop* out of the soil, you've got to feed them. Poor crops are usually the fault of starvation, they are not half fed.

Use Wizard Brand Pulverized Sheep Manure

Because, too, no matter what kind of soil you have, or what its condition, Pulverized Sheep Manure will give it what it naturally needs; it is Nature's fertilizer, does as Nature intends, and it contains all necessary plant-food elements—Nitrogen, Phosphoric Acid and Potash—in combination with organic matter or humus, and it is this natural combination that produces the peculiar action and effect in the soil, which can be had only from animal manures. By using it, you are making your crops and, at the same time, **building up** your soil and adding hundreds of dollars in value to your land. We have sold more than 50 carloads of Wizard Brand Sheep Manure; some customers buy full carloads (20 tons), others 10, 5, 2, 1 ton and less.

Where does all this come from? There are millions of sheep raised in the West and allowed to graze until ready to fatten for market; then they are brought to immense fattening pens and fed on pure grains a certain length of time before killing and this pure grain manure is then taken to the plants where it is put in large steel tanks which are kept revolving over a heat of 2,000 degrees and it is thus dried and pulverized in these air-tight tanks where it absorbs within itself all of its valuable plant food.

Are there any live weed-seeds in Wizard Brand Pulverized Sheep Manure? Absolutely none, for when it passes through a heat of 2,000 degrees there could be no seed of any kind in it that would ever germinate; this great heat kills the germ in any seed.

For all farm crops, vegetable crops and flowers it is unequalled. The Pennsylvania State College Experiments show Sheep Manure to be the most valuable of all manures.

REMEMBER there are imitations. Be sure the words, "WIZARD BRAND" are on the bag or tag. **WIZARD BRAND IS GUARANTEED PURE PULVERIZED SHEEP MANURE—NO WASTE—NO FILLER.**

Ton, \$43; 1,000 lbs., \$22; 500 lbs., \$12; 100 lbs., \$3; 50 lbs., \$1.75; 25 lbs., \$1; 10-lb. pkg., 60 cts.; 5-lb. pkg., 35 cts. ORDER NOW.

IRON AGE

COMBINATION GARDEN TOOLS, WHEEL HOES, HORSE HOES, HARROWS AND CULTIVATORS

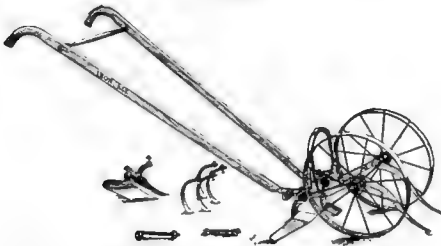
No. 306. Hill and Drill Seeder, Single and Double Wheel Hoe



Sows with wonderful accuracy any small garden or flower seed, either in continuous rows or in hills 4, 6, 8, 12, or 24 inches apart. Has positive, yet gentle, force feed; does not injure seed. Adjustable index permits you to use your own judgment as to quantity of seed used. Shut-off on handle, right at your finger-tips.

As a Seeder, it opens furrow, plants seed in hills or drill, covers seed, packs soil and marks next row, all in one operation. Has long, hardwood handles, with full, plow-shaped grips. Seed-hopper can be easily removed and any of the accompanying tools attached, making either a Double or Single Wheel Hoe, same as No. 301. **Price, complete, \$19, or \$18.05, cash with order; I pay the freight.**

No. 301. Single and Double Wheel Hoe



Same as No. 306, but without seeder attachment. Works either astride or between rows. Can be easily and quickly changed from single- to double-wheel style. Tools adjustable on frame to suit width of rows and kind of work you are doing.

Will open or close furrows, ridge crops, cultivate, hoe to or from plants and very close to them without danger, pulverize, level soil, etc. Operator stands in an upright, natural position, pushing the tools ahead a step at a time. Long hardwood handles, with full plow-shaped grips. Handles adjustable to height of user. **Price, complete, \$11, or \$10.45, cash with order; I pay the freight.**

No. 19C. Wheel Cultivator and Plow



An immensely popular, low-priced tool of great strength. This tool will do plowing in light soils and will open furrows for seed or fertilizer. Has two sizes of single teeth for work in narrow rows, a landside plow, scuffle hoe and a set of teeth on a bracket.

The 24-inch wheel travels over rough ground easily. Has long, hardwood handles, with full plow-shaped grips. **Price, complete, \$8, or \$5.70, cash with order; I pay the freight.**


No. 600EP. Horse Hoe and Cultivator



A tool possessing strength, rigidity, and compactness. The long, high, steel frame makes the tool run steadily and clear of trash. The hoe standards are solid steel, securely attached to the frame bars by malleable ratchet castings. These give several easy adjustments to the side hoes—sidewise and at different angles.

Tool is equipped with five points, two steels and one sweep. The No. 600EP has plain wheel and lever expander. Will expand from 11 to 30 inches. Tool can also be purchased with either lever wheel or clamp expander. Attractively finished, with hardwood handles. **Price, \$12.75, or \$12.10, cash with order; I pay the freight.**

No. 1005E. Five-Tooth Cultivator



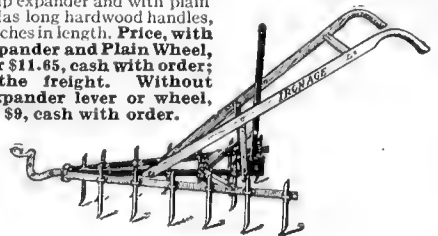
Plain, strong, and simple, this is the best tool for sections where a strong, low-priced tool is needed; also where laborers are careless and do not know how to handle machines. When set to do a certain work it does it, and cannot get out of adjustment.

As shown in cut, has lever expander, which gives an easy, quick adjustment of width. Expands from 9 to 24 inches, range enough for a wide variety of crops. Also made with clamp expander and with both plain and lever wheels. Attractively finished, with long, hardwood handles, 4 feet, 8 inches in length. **Price \$9.25, or \$5.80, cash with order; I pay the freight.**

No. 1014EP. Diamond Tooth Harrow and Cultivator

A tool that is adapted to many crops, both as a harrow and cultivator. Very convenient and much used on every farm. Keeps the soil in a finely pulverized condition.

High frame of $\frac{3}{8}$ x $1\frac{1}{4}$ -inch steel, attractively finished. The fourteen diamond-shaped steel teeth have cultivator points forged on one end and hardened. Teeth firmly attached with U-bolts and clamps, adjustable for depth and angle. Lever expander opens to 36 and closes to 9 inches. Can also be furnished with clamp expander and with plain wheel. Has long hardwood handles, 4 feet 8 inches in length. **Price, with Lever Expander and Plain Wheel, \$12.25, or \$11.85, cash with order; I pay the freight. Without either expander lever or wheel, \$8.50, or \$9, cash with order.**




• THEY GROW BETTER • THEY YIELD BETTER •

Planet Jr. Tools

72-page Planet Jr. Catalogue Free. Describes 70 tools including Seeders, Wheel Hoes, Horse Hoes, Harrows, Orchard and Beet Cultivators, Celery Hillers, etc. Write postal for it.

USED THE WORLD OVER. ALWAYS RELIABLE. FULLY GUARANTEED



NO. 25 PLANET JR. COMBINED HILL AND DRILL SEEDER, SINGLE- AND DOUBLE-WHEEL HOE

Price, \$23
Holds 2½ quarts of seed

Soon pays for itself in the family garden as well as in the larger acreage. Sows all garden seeds (in drills or in hills), plows, opens furrows, and covers them, hoes and cultivates quickly and easily.

and covers them, hoes and cultivates quickly and easily.


NO. 2 PLANET JR. DRILL SEEDER
Price, \$12.75

This old reliable Seeder has given complete satisfaction for over 35 years and is still popular where a hill-dropping tool is not wanted. Holds 2½ quarts.



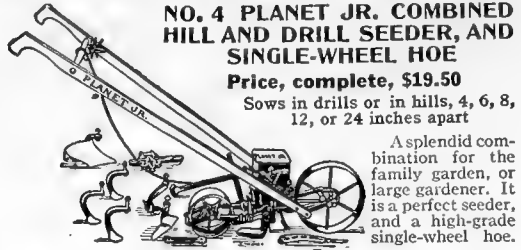
NO. 17 PLANET JR. SINGLE-WHEEL HOE
Price, \$8.75

Steel frame, 15-inch steel wheel. The highest type of Single-Wheel Hoe made. Light, but strong, and can be used by man, woman, or boy. Will do all the cultivation in your garden in the easiest, quickest, and best way.



FIRE-FLY GARDEN PLOW
Price, \$4

Exceedingly useful to owners of small gardens. Also fine for plowing up chicken yards.




NO. 4 PLANET JR. COMBINED HILL AND DRILL SEEDER, AND SINGLE-WHEEL HOE

Price, complete, \$19.50

Sows in drills or in hills, 4, 6, 8, 12, or 24 inches apart

A splendid combination for the family garden, or large gardener. It is a perfect seeder, and a high-grade single-wheel hoe.



NO. 12 PLANET JR. DOUBLE- AND SINGLE-WHEEL HOE
Price, \$12.50

Steel frame, 14-inch steel wheels

A Single- and Double-Wheel Hoe in one. Straddles crops till 20 inches high, then works between. Has steel frames and 14-inch steel wheels. The greatest hand-cultivating tool in the world.

NO. 90 PLANET JR. 12-TOOTH HARROW AND CULTIVATOR

Price, complete, \$20
No. 90B, without Pulverizer, \$16.75



An invaluable tool in the market-garden, truck and strawberry patches. Has new steel wheel which prevents clogging. Its 12 chisel-shaped teeth cut out all weeds, stir and mellow the soil, and leaves the ground in the finest condition without throwing dirt on plants.

Most Accurate Seeding Machine in the World

It MUST Sow Seed JUST RIGHT. It CANNOT Sow Too Thick, It CANNOT Sow Too Thin

THE COLUMBIA SEEDER

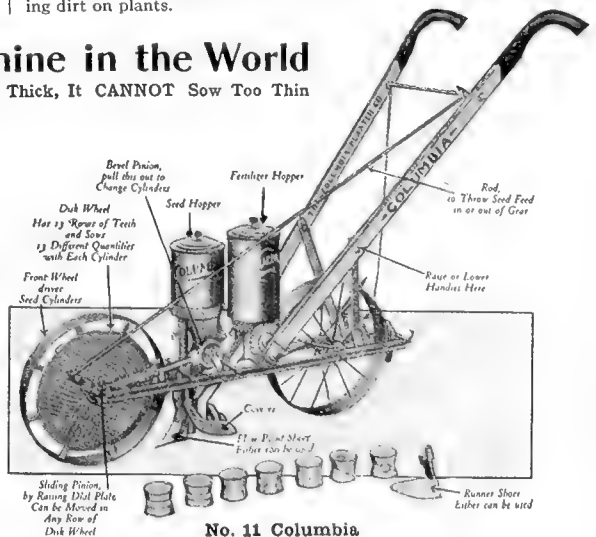
Every market-gardener should include one of these Seeders in his order. Those of my customers who have them say: "It is the finest seeder of them all."

Seven cylinders are sent with each Columbia hand planter. These seven cylinders will sow about the entire list of the average market-gardener's planting.

These machines are used by government experiment stations in nearly every state in the Union, where the machine is regarded as the most accurate seeding machine in the world. They are made especially to meet the demand of market-gardeners or nurserymen who must have a machine of large capacity and one that will plant all kinds of seed accurately, both in spacing and depth of planting.

It has a positive force feed; each seed is carried to the ground and covered; not a seed can escape. The construction is simple and durable. From the seed-hopper the seeds drop immediately into the cells or pockets in the cylinder, where nothing can disturb them, and they are carried to the ground by revolution of the cylinder. Will plant any distance apart required and change can be made easily and quickly. Walking fast or slow, the machine will plant the seed exactly the same distance apart and the same amount of seed to the acre. Full instructions with each machine.

No. 10. Without fertilizer attachment \$19 50
No. 11. With fertilizer attachment..... 24 00



No. 11 Columbia


Oliver Implements Increase Production




The Oliver No. 40 Wood Beam Chilled Plow does the kind of plowing that is quickest made into finished seed bed. It penetrates the ground like a wedge, pulverizes the furrow turned and when properly hitched runs so easily that the drudgery is taken out of plowing. Increased production follows wherever it is used.




The Oliver No. 11 Sulky is so constructed that it enables short in or out turns to be made with the bottom at full depth. This enables the plowing of the field in one land without dead furrows or back ridges. This sulky turns those good, deep, well pulverized furrows so essential in market-gardening.



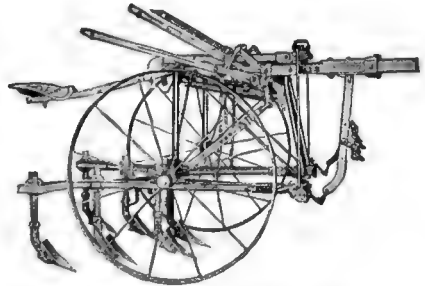
The No. 15 Black Hawk planter can be used for planting beans, beets, peas, etc., but its accuracy as a corn planter has never been excelled. It will invariably plant as large or as small quantity of seed as desired in each hill. It can be used either as a planter or as a drill.



The Oliver NC Spike Tooth Harrow is of the closed end type. The teeth can be set at any angle desired from an extreme digging position for tearing up the soil and pulverizing clods to a gently sloping position for smoothing the surface. This feature adapts it to widely varying uses.



The Oliver Culti-Packer or Pulverizer is especially adapted for crushing clods, firming out all spaces in the seed bed, stirring and mulching surface soils and preventing winter killing. The increased yield resulting from its use will pay the purchaser big dividends on his investment. Its wide range of uses adapts it to any crop.




The Oliver No. 1 Improved Seat Guide Cultivator was designed to take the hard work out of cultivating on hillsides, in crooked rows and in those crops where it is often necessary to swing the gangs of the cultivator to dodge some plant which is out of line. The principle of the seat guide which shifts the gangs always in a parallel position makes the No. 1 Improved exceptionally easy to guide. Its use means thorough cultivation.

We have a complete stock of the entire Oliver Line of farm implements and a complete stock of all parts which we can furnish promptly. Ask for prices on any implements you need. If in a hurry for parts send a cash payment and parts will be sent C.O.D. for balance at regular prices.


· THEY GROW BETTER · THEY YIELD BETTER ·

The "E. B." Farm Machinery Are Quality Machines



Every machine is
sold on a Satisfaction
Guaranteed Basis

THE E-B LINE SAVES YOUR TIME



E-B Standard and Osborne Mowers run
easier and last longer than any other
mower on the market.




E-B Spreader. Light draft, goes through
6-foot door. Spreads even.

A Complete Line of Farm Machinery

Manufactured and Guaranteed by One Company

ALL RIGHT HERE AT HARRISBURG AND A COMPLETE STOCK OF ALL
PARTS FOR ALL MACHINES FOR QUICK SERVICE

Plows
Harrows
Cultivators
Pulverizers
Listers
Planters
Stalk Cutters
Mowers
Rakes
Tedders
Hay Loaders
Stackers
Vehicles
Auto Trailers
Wagons




E-B GAS ENGINE

Grain Drills
Saw Mills
Manure Spreaders
Tractors
Tractor Plows
Threshers
Road Rollers
Stationary Engines
Binder Engines
Portable Engines
Pump Jacks
Corn Shellers
Hay Presses
Binders, Grain
Binders, Corn

YOU CAN SELECT THE SIZE OF E-B GAS ENGINE BEST SUITED TO YOUR NEEDS

Manufactured by Emerson-Brantingham Implement Co. Please call and allow us to show you the merits
of these machines. If unable to call write for information and prices

Prairie State Incubators and Brooders



Prairie State Standard Incubator

Present prices of chickens and eggs have put poultry raising on a new high standard of profitable business

Prairie State Standard Incubators

famous for the Patented Sand-Tray, have for thirty-five years been accepted as the standard in hot-air type Incubator construction. Moisture is applied automatically by the sand-tray on the same principle applying in the natural hen's nest stolen upon the ground. Ventilation is positive, the ventilating and heating currents being in one, forced into the egg-chamber from the heater. Heater regularly examined and labeled under direction of Underwriters' Laboratories. Distribution is even, effected by the Eddy Current Distributor, maintaining uniform temperature at all times on center line of thermostat. Regulator accurate and sensitive. Case double, walls insulated with cotton batting, and outer case of cypress, sanded and highly finished with lustrous varnish. Durable, and efficient regardless of outside weather. Hatch the most "Chicks That Live." Built in four sizes, every one a permanent investment.


No. 0 Standard, 100 eggs.....\$29 00 | No. 2 Standard, 240 eggs.....\$54 00
 No. 1 Standard, 150 eggs..... 38 00 | No. 3 Standard, 300 eggs..... 70 00

Ask for prices on Best Quality CHICK FEED and GROWING MASH


Prairie State Combination Colony House Brooder

Prairie State Brooders offer a selection of equipments adaptable to every modern brooding method. This Outdoor Colony Brooder is a substantial, well-built house, equipped with sun-parlor and nursery-room, with hover. Well painted and lasting in severe weather. Built of tongued and grooved lumber, with tin roof. Splendid equipment for back-lot chickens or for free range. No. 1, \$30; Heat Regulator, \$1.25 extra.

RAISE MORE CHICKENS. Increase Egg Production. The nation needs them and is paying the price



Prairie State Colony Brooder



Prairie State Stove Brooder

substantial, sanitary. The only labor-saving economical equipment for the large producer. Price, complete, including thermometer, shovel, funnel and poker:

Senior. Capacity 250 to 1,000 or more. Weight 250 lbs. \$40 00
 Junior. Capacity 250 to 1,000 or more. Weight 115 lbs. 25 00
 Junior No. 0. Capacity 200 to 700 or more. Weight 80 lbs. 18 00


Prairie State Hovers Built in two styles

The reliable Universal, and All Steel Portable. Shipped complete with lamp-case, one-piece steel lamp, No. 2 burner, metal chimney and thermometer. Strong, round, high and dark. Every inch of hover-space available for chicks. Capacity 100 chicks. Ventilation forced and free, pure warm air always passing over backs of chicks as in nature's method. Best constructed Hovers on the market, and most accurate in principle.

Universal Hover, with lamp-case, for outdoor brooding.....\$9 00
 Universal Hover, without lamp-case, for indoor brooding..... 8 00
 Regulator for Universal Hover.....Extra, 1 25
 Portable Hover, Junior.....10 00

Prairie State Stove Brooders

The last word in modern devices for large-scale rearing. Solid cast-iron with galvanized steel canopy and hover curtain. Care for flocks of 200 to 1,000 or more. Big fire-bowl capacity and non-clinker grate. Accurate, powerful triple-control regulator. Built to last indefinitely, burn for twenty-four hours with attention only twice daily. Solid,




Prairie State Portable Hover

Pick it up and set it down anywhere ready for use. \$10; with regulator, \$11.25.

Extras for Prairie State Incubators F.O.B. Harrisburg

Bowls, Lamp only, No. 1.....\$0 60	Egg Trays, No. 2, per pair.....\$2 10	Heaters, No. 3, for No. 2 Standard and No. 3 Standard Incubators..\$7 50
Bowls, Lamp only, No. 2..... 75	Egg Trays, No. 3, per pair..... 2 35	Lamp Seats, all sizes, each..... 60
Bowls, Lamp only, No. 3..... 85	Egg Testers, each..... 20	Regulators complete with Thermostat for No. 1..... 4 25
Bowls, Lamp, complete with Burner and Chimney, No. 1..... 1 25	Filler Caps for Lamps..... 07	Regulators complete with Thermostat for No. 2 and 3..... 4 75
No. 2..... 1 50	Guide Rings, all sizes..... 10	Sand Trays..... 1 50
No. 3..... 1 75	Underwriters' Insurable Heaters,—No. 0 for No. 0 Standard Incubators..... 9 50	Thermometer (\$1 postpaid)..... each 85
Burner, Argand Gas, with Chimney, Burners, Sun Hinge, No. 1..... 60	No. 1 for Nos. 0 and 1 Keystone Incubators..... 5 50	Wicks, No. 1, 20 cts. per doz; No. 2, 25 cts. per doz; No. 3, 30 cts. per doz.
Burners, Sun Hinge, No. 2..... 70	No. 2, for No. 1 Standard Incubators.....10 50	Curtains for all Hovers..... 1 00
Burners, Sun Hinge, No. 3..... 85	No. 3, for No. 2 Standard and No. 3 Standard Incubators.....12 50	Brooder Regulators complete..... 1 50
Chimneys, old style, special, each..... 40	Heaters, No. 0, for No. 0 Standard Incubators..... 5 50	Wafer for Stove Brooder..... 75
Chimneys, new style, each..... 40	Heaters, No. 1, for Nos. 0 and 1 Keystone Incubators..... 5 50	Brooder and Brooder Stove Thermometer (\$1 postpaid)..... 75
Connecting Rods, complete..... 40	Heaters, No. 2, for No. 1 Standard Incubators..... 6 50	Poker for Brooder Stove..... 45
Connecting Rod Thumb Nuts..... 07		Grate for Brooder Stove (\$1.50 postpaid)..... 1 25
Counter-poise Weights, with Nuts for locking..... 08		
Door Buttons, each..... 15		
Door Adjusters, each..... 15		
Egg Trays, No. 1..... 1 00		



The Eureka Colony Brooder

The Stove Brooder with the corrugated firepot. *Gas-Proof, Self-Regulating.* Can be operated at a cost of 5 cents a day. No attention necessary except coaling once in twenty-four to forty-eight hours, according to the weather.

Why pay double this amount when at this price you can get a Stove Brooder that is guaranteed just as efficient and durable as any made?

No. 10, 500-chick capacity.....\$19 75
No. 20, 1,000-chick capacity..... 24 00
Stovepipe not included.

Thousands of them in successful operation—Send at once.

Conkey's Buttermilk Starting Food FOR BABY CHICKS

You can literally "see them grow." Feed it for the first 6 to 8 weeks and you'll have the finest lot of chicks you ever saw. 2½-lb. pkg., 30 cts.; 5 lbs., 50 cts.; 10 lbs., 95 cts.; 25 lbs., \$2.25; 100 lbs., \$7.50. (Postpaid, 2½ lbs., 40 cts.; 5 lbs., 70 cts.; 10 lbs., \$1.25.)


Poultry Supplies

To have success with poultry you must have the best sanitary equipment




Baby Chick Feeder

Saves feed; keeps it clean; can also be used for water or milk. Made in two sizes: No. 11, 6 in. in diam., 25c.; No. 12, 8 in. in diam., 40c.



Dry Mash Hopper

For laying hens. No. 35, 8½ in. wide, \$1.50, (postpaid, \$1.75). No. 36, 12 in. wide, \$2, (postpaid, \$2.30).



Star Fountain No. 32

One-piece, non-rusting metal. Fits pint, quart, or half-gallon Mason jar. One of the best fountains for little chicks. 25 cts. each, \$2.50 per doz. (without jar).



No. 21 Sanitary Feeding Trough

Twelve inches long; removable top. 60 cts.

Lice-Killing Nest Eggs

Look like real eggs. 8 cts. each, 35 cts. for 5, 60 cts. per doz.

"Egg-O-Latum"

Keeps fresh eggs fresh and good from spring and summer through the following winter. Eggs nine months old cannot be known by the average person from fresh eggs one week old, when Egg-O-Latum is used. And it is so inexpensive and simple to use. A 50-cent jar treats 50 dozen eggs; a \$1 jar, 200 dozen. Eggs are kept in ordinary box or egg crate in the cellar. Quickly applied—a dozen a minute—just rub it on the shell with the hands. Full directions with each jar, 50 cts. and \$1. (Postpaid, 60 cts. and \$1.20.)



NORWICH APACO AUTOMATIC GRAIN FEEDER

Keep your hens busy working for their grain feed and they will lay more eggs. \$1.50. (Postpaid, \$1.75.)



NORWICH AUTOMATIC AIRLOCK NON-FREEZING FOUNTAIN

Holds 5 gallons. Always clean water; siphon valve empties tank. \$6 complete. (Postpaid, \$6.50.)



NORWICH AUTOMATIC GRAIN FEEDER

Operates with any whole grain or mixture. Made in 4 sizes: No. 1, 8-quart hopper, \$3. No. 2, 14-quart hopper, \$3.90. No. 3, 20-quart hopper, \$4.90. No. 4, 32-quart hopper, \$6.



NORWICH AUTOMATIC MASH HOPPER

Holds 20 quarts. No waste, feed always clean and dry. \$3.25. (Postpaid, \$3.75.)

BABY CHICKS

In season from March 20th to June 1st. Write for prices.

Everything for poultry—ask for supplies or feeds or remedies not listed here



The New "Key Duster Gun"

Just what has been needed for the user of dry powder insecticides. No mixing, no filling of tank—just put a "cartridge" (pasteboard box of the spray) into the "Gun." It automatically opens the box and applies the materials to the foliage. Price of "Gun" \$3; (postpaid, \$3.25). Price of Cartridges 15 cts. each (by express, prepaid, when sent with Gun, 20 cts.).



No. 101. Glass Tank Sprayer

Price 85 cts.; (postpaid, \$1.15).



Hurst Four-Row Wheel-Barrow Sprayer

A most valuable low-priced four-row traction Sprayer. The revolving wheel works the pump and supplies four nozzles with 125-pound pressure. We sell large numbers of these every year. Price, 20-gallon sprayer, \$43; 10-gallon, \$35.

Brown's Auto-Sprayer

One of the best Compressed Air Sprayers. Tank holds 4 gallons. Hang it on shoulder by strap and press on shutoff and it sprays continually. Brass, \$9.50; galvanized, \$7.50.

No. 197. 20-Gallon Barrel Sprayer

A splendid one-man outfit complete. You can pump with one hand, keeping 100 pounds pressure, and spray with the other. Pump is easily removed through quick detachable plate. Complete outfit, sprayer, cart, barrel, hose, nozzle, rod, agitator, ready to use, as shown, \$27.50. You will like it. I recommend it highly.

No. 190. Horizontal Barrel Sprayer

A most practical barrel sprayer with pump and working parts on the outside. Maintains 125 pounds pressure. Complete with 15 foot hose and nozzle. Single action, \$38.50; Double action, \$55; 8-foot Bamboo Extension Rod, \$4; 4-row Potato Sprayer Attachment, \$16.50.

Lowell Compressed-Air Sprayer

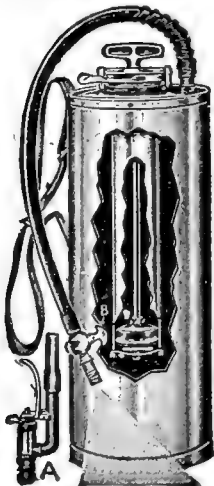
Holds 4 gallons. For garden or trees. Brass, \$9.50; Galvanized, \$7.50; 2-foot sections of extension pipes, 75 cts. each.

No. 10. Continuous Sprayer

This Sprayer has 2 nozzles—one sprays up under leaves. Tin, \$1; Galvanized, \$1.25; Brass, \$1.50, postpaid.

No. 7. Kant-Klog Sprayer


We sell hundreds of them. Every Sprayer guaranteed. Holds 4 gallons. Brass, \$9.50; Galvanized, \$7.50.



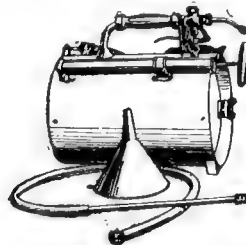
Brown's Auto-Sprayer




Kant-Klog Sprayer, No. 7



No. 197. 20-Gallon Barrel Sprayer



Lowell Compressed Air Sprayer



Horizontal Barrel Sprayer No. 190

Kill the Bugs! Save the Crops!

Be sure to spray with the right insecticide, for different insects require different sprays to kill them. As a guide we give here some suggestions as to what is most effective. We have all the following insecticides. Full directions for using with each package. Those marked "postpaid" may be sent by mail.

FOR CABBAGE WORMS, dust **Slug Shot** on the plants at intervals as often as found necessary to kill the worms. **Slug Shot** will also kill potato bugs, melon, cucumber and squash bugs, and eating insects that attack flower plants. **Price of Slug Shot**, lb. box 20 cts., 5 lbs. 60 cts., 25 lbs. \$2.50 (postpaid, lb. 30 cts., 5 lbs. 80 cts.).

FOR CABBAGE MAGGOTS at the roots of cabbage, cauliflower, radishes, onions, beets, beans, etc. I am glad indeed to announce to you that there has at last been discovered a sure, effective remedy for this trouble—it is **Carco**. Mr. Page, of Eagle Gorge, says, "For five years we have been unable to grow a radish on account of the maggots. Last year we used your **Carco** for the first time and not one plant was eaten by a maggot." Full directions for using with each package. **Price of Carco**, pt. 50 cts., qt. 75 cts., 1/2 gal. \$1.25, gal. \$2.

FOR CURRANT WORMS, use **Hellebore**. Dusting this on the plants thoroughly will be found very effective. **Price of Hellebore**, 1/2 lb. 35 cts., lb. 70 cts., 5 lbs. \$3.25, 10 lbs. \$6.

FOR LICE ON PLANTS. These destructive insects get on every kind of plant, on cabbage, potatoes, beets, radish, turnips, lettuce, peas. They are often found in great numbers on the under side of the leaves and along the stems and sometimes on the tops of the leaves. These lice are green and red. You should watch for them and spray when you see the first one, for that is a sure sign there are more, and they multiply by the thousands, destroying a crop in a few days if not controlled. They do not eat but suck the sap from the plant, causing it to curl, wither, and die, so they are not killed by eating poisons but by a contact poison. **Black-Leaf 40** is the one most effective spray—it kills these lice as soon as it touches them and does not harm vegetable or flower plants when used as directed. **Price of Black-Leaf 40**, small bottle (makes 6 gals.) 35c., 1/2-lb. can (makes 50 gals.) \$1, 2-lb. can (makes 200 gals.) \$3, 10-lb. can (makes 1,000 gals.) \$12.

FOR POTATO BUGS. There are a number of effective poisons which will kill the potato bugs. **Pyrox** is used more than any other, for it is more economical in that it both kills the bugs and prevents blight. In other words, it is a non-burning combination of bordeaux mixture and arsenate of lead, giving you the benefit of two sprays in one, sticking to the leaves, like paint, and does not wash off as others do. We sell thousands of pounds of it annually. **Pyrox** is good to spray on all kinds of vegetable plants to kill all bugs or worms that eat the foliage or the vegetable, and it is good also for spraying fruit blossoms and fruit. (Ask us for booklet on this subject.) **Price of Pyrox**, lb. 40 cts., 5 lbs. \$1.75, 10 lbs. \$3, 25 lbs. \$6.25, 50 lbs. \$11, 100 lbs. \$20, 300 lbs. \$57. (One pound makes 5 gallons.)

Paris Green, dusted on, will kill potato bugs, and also when sprayed on, in liquid form, using 1 to 1 1/2 pounds to 50 gallons of water, depending on the age of the bugs and the tenderness of the plants. Making it too strong on young plants or on very hot days may burn the plants. **Price of Paris Green**, 1/4 lb. 20 cts., 1/2 lb. 35 cts., lb. 65 cts., 2 lbs. \$1.30, 5 lbs. \$3.20, 10 lbs. \$6.25, 14-lb. keg \$7.70.

Arsenate of Lead, in dry, powdered form, is just as effective in killing potato bugs and all other eating insects. Used also for spraying fruit, both by dusting and in liquid form. **Prices of Arsenate of Lead Powder**, 1/2 lb. 30 cts., lb. 55 cts., 5 lbs. \$2.40, 10 lbs. \$4.50, 25 lbs. \$9.25, 50 lbs. \$18, 100 lbs. \$32.

FOR CUCUMBER AND MELON BUGS. Use same as recommended for potato bugs.

FOR ASPARAGUS BEETLE. Use **Dry Arsenate of Lead**. (See price above.)

FOR KILLING SAN JOSÉ SCALE on fruit trees use either **Scalecide** or **Lime-Sulphur Solution**—both are good.

SCALECID. It kills the San José and other scales affecting trees. Safe to use and on rough barked trees it spreads better than any other. Thousands of fruit-growers everywhere have been using Scalecide and thus kept their orchards perfectly clean and healthy. Special booklet, giving full information about it, sent on request. Qt. 60 cts., gal. \$1.50, 5 gals. \$5.65, 10 gals. \$10.55, bbl. (30 gals.) \$27.60, 50 gals. \$43.

LIQUID LIME-SULPHUR SOLUTION. Effective in killing San José scale. It does the work. All ready to use when you get it by adding 9 to 10 gallons of water to each gallon of material; stir thoroughly. Bbl. (50 gals.) \$11.50, F.O.B. factory, or \$13, F.O.B. Harrisburg.

SOLUBLE SULPHUR COMPOUND IN POWDERED FORM. For use as a fungicide, insecticide and preventive of aphids. Reduce the cost of spraying by fighting three different classes of pests and diseases with the same weapon

at the same time. **For Winter Spraying**, when trees are dormant, use 10 pounds of the material to 50 gallons of water, for the control of San José scale, oyster-shell barklouse, pear psylla and other sucking insects; for leaf-blister mite, peach leaf-curl, apple scab and other fungus diseases. **For Summer Spraying**, when trees are in foliage, for the control of apple scab and larvæ of sucking insects, use only 1 1/2 to 2 pounds of the material to 50 gallons of water. For peach and plum foliage, use 2 1/2 to 3 1/2 pounds of the material to 200 gallons of water. To kill scale, trees should be sprayed any time after February 1, as long as the trees are not in leaf or bud, but only when weather is warm enough to prevent freezing of the liquid on the trees. Lb. 35 cts., 5 lbs. \$1.25, 10 lbs. \$2, 25 lbs. \$3.50, 50 lbs. \$6.50, 100 lbs. \$10.50.

Other Insecticides

LEMON OIL. 1/2 pt. 35 cts., pt. 60 cts., qt. \$1, gal. \$3.

FORMALDEHYDE. Used to prevent grain smut, oat anthracnose, potato scab, black leg, lettuce rosette and rot, cabbage, brown or black rot, club root, onion smut, and rot. 1-lb. bottle 45 cts. Ask for instructions for using it.

FISH-OIL SOAP. Lb. 35 cts., 5 lbs. \$1.60, 25 lbs. \$6. (Postpaid, lb. 45 cts., 5 lbs. \$1.80.)

KEROSENE EMULSION. Pt. 40 cts., qt. 60 cts., gal. \$1.25.

BORDEAUX MIXTURE, DRY. Lb. 40 cts., 5 lbs. \$1.75, 10 lbs. \$2.75, 25 lbs. \$6.25, 50 lbs. \$10, 100 lbs. \$18.50. (Postpaid, lb. 50 cts., 5 lbs. \$2.25.)

BORDO-LEAD PASTE. Lb. 40 cts., 5 lbs. \$1.75, 10 lbs. \$2.75, 25 lbs. \$6.25, 50 lbs. \$10, 100 lbs. \$18.50.

SULPHUR (Flour). Lb. 10 cts., 5 lbs. 40 cts., 25 lbs. \$1.50, 50 lbs. \$2.75, 100 lbs. \$5.


STERLING WORTH ANT DRIVER. 25 cts. (Postpaid, 35 cts.)

RED WING INSECT POWDER. Postpaid, 3 sizes, 25 cts., 50 cts., \$1.

REED'S WEED ERADICATOR. For killing weeds in walks, drives, etc. Qt. 65 cts., 2 qts. \$1.25, gal. \$2.

APHINE. Pt. 65 cts., qt. \$1, gal. \$2.50.

TOBACCO DUST. Lb. 10 cts., 5 lbs. 40 cts., 10 lbs. 60 cts. (We have many other standard Insecticides—ask us for what you want.)




Dexter Tree Pruner, \$3.50

Pexto Pruning Shears


Order a good pair of Pruning Shears and keep your young trees, grape - vines, berry bushes, etc., in proper condition to bear the most and better fruit.

No.	Price
14...	\$1.65
R65...	2.00
R170...	2.35
R275...	2.50
R70...	1.85
99...	2.50
50...	1.10
165...	2.10
R85...	2.75
R165...	2.25
65...	1.85
R50...	1.25
60...	1.35




Improved Market Scale No. 29

Has 6-inch dial; weighs up to 16 pounds, divided by ounces; has marble slab 11 x 11 inches. \$16.



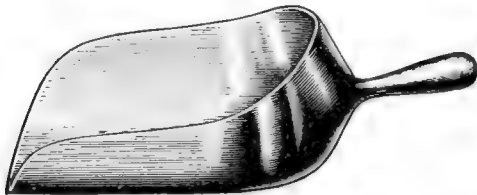
Family Scale No. 346

This Scale has a white enameled dial. It weighs up to 24 pounds, divided by ounces. \$2.25.



Gold Circle Butcher Scale No. 401


Has an 8½-inch dial, with 10-inch nickel-plated sash and glass. Shows 20 pounds on dial; has capacity of 30 pounds divided by ounces. \$6.



Cast Aluminum Scoops

Made in one piece, no seams, sanitary, strong and handsome in appearance. For market or home use and for scooping out feed.

- No. 0.** 3 x 2¼ x 8 inches.....\$1; postpaid, \$1.25
- No. 1.** 4¼ x 3 x 11 inches.....\$2; postpaid, 2.25
- No. 3.** 6 x 4 x 14¼ inches.....\$3.50; postpaid, 3.75



The Cyclone Seed Sower


THE WORLD'S STANDARD

The sower that scatters evenly. Adjustable for any quantity of any seed that can be sown broadcast. Sent anywhere, postpaid, for \$2.25.



No. 2 Climax Garden Cultivator

Complete as shown (24-inch wheel), \$4.



Double Tub Power Washer

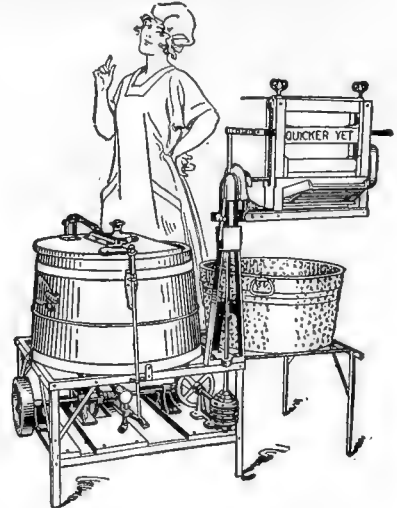
With this machine you can wash two tubs at once while wringing out of the third or wash one tub and wring from the other. The Wringer works in any position and both front and reverse. Both Washers and Wringer work by a clutch on the shaft underneath the machine. You can start and stop both while your engine runs on. You should have a power washer—everybody else is getting them, why not you? We have these in electric also, and hand washers. **Ask for cash price or time-payment plan.**

The Wonderful "Quicker Yet" Power Washer

Positively the best Washer and you will say so when you compare its valuable features with all other machines. The "Quicker Yet" has no chains, no belts, no working parts or gears on top or at side like other Washers have. Its simple working parts are underneath, out of the way and easily oiled. Tub is Louisiana red cypress, which is not affected by water as cedar is.

Mrs. "Smith" (back of the one washer) says: "Washday is a pleasure now; I would not call it work."

Mrs. "Jones" (back of the other) says: "There is no backaches, no 'dead-tired' feeling on washdays now; the washer does all the work."




"Snow-white" Power Washer, with swinging wringer

The Famous "Olds" Gasolene Engine

Made in sizes from 1½ to 65 horse-power. I have sold carloads of them, and when a man sees an Olds and what it will do—he buys an Olds. Let me demonstrate it. A year to pay for it if you want it, or discount for cash

The Olds Engine has been built for more than forty years. There is nothing experimental or uncertain about it. Every feature has been thoroughly tried out under every conceivable condition and a constant effort has been made to improve this Engine. As a result, the Olds is today, as it has been for many years, the foremost Engine on the market. The Olds is designed by men who were pioneers in the gas-engine industry, and their many years of experience are back of the Olds. Only carefully tested materials go into the parts, and skilled workmen assemble the Engine under the most rigid system of inspection. A very careful test of every engine is made before it leaves the factory, insuring the purchaser of an engine that it is right in every respect.

The Olds Engine is built for the power user who places quality, efficiency, economical operation and durability above every other consideration when selecting an engine. The more a man knows about gasolene engines, the more fully he realizes that it is wise economy and an assurance of satisfaction to buy an Olds. It makes no difference what your power needs are, or where they are, there is an Olds Engine that will fill every requirement. The Olds is built in sizes ranging from 1½ to 65 horse-power and can be equipped with any desirable style of mounting. You should have a complete equipment of your own, Engine, Feed Mill, Shredder and Wood Saw. We have furnished great numbers of these outfits to farmers on a small cash payment with plenty of time to pay the rest and many of them now have their outfits paid for—if they had waited until they had enough cash to pay the full amount perhaps they would not yet have this machine at all. Let me help you; I will take care of you as I have many others. You need the outfit *now* and you can have it *now*. Ask me about it.



This Shows Our Olds Engine Mounted on Wood Truck

I can furnish you with any kind of machine you want for your farm work—Corn Shellers, Wood Saws, Fodder Cutters, Plows, Harrows, Drills, etc. Write me, or telephone, and I will come to see you; or, if convenient, come to see me.

The New Sharpless Suction-Feed Separator

A WONDERFUL INVENTION, GETTING EVERY DROP OF CREAM AT ANY SPEED OF TURNING, WHETHER FAST OR SLOW

So valuable and means so much to every farmer that all should immediately exchange their old machines, no matter what make, for this new Sharpless Suction-Feed.

Let us deliver one to you on free trial. Thousands of others in Pennsylvania have them, why not you? It's a real joy to separate with a Sharpless



We made a lot of folks happy last year as we kept delivering one after another of these new Sharpless Suction-Feed Separators. They turn your worries into smiles and your work into pleasure

New Sharpless Suction-Feed Separator

Ninety-five out of Every Hundred Persons turn their Separators, no matter what make, too slow, that is, slower than the required number of turns to separate properly, and this causes a loss of cream ranging in value from \$100 to \$120 every year, more than enough to pay for a New Sharpless Suction-Feed Separator, which, if turned slowly or rapidly, separates just the same and gets **all the cream**—the faster you turn the sooner you get through.

Sanitary and Very Simple. Nearly all other Separators have more than thirty pieces in the bowl, each of which should be carefully cleaned if really sanitary butter is to be made. The New Sharpless Suction-Feed **has only one piece**, making it not only more sanitary but more easily and quickly cleaned, saving all the work necessary to clean the many parts of other machines.

How It Works. A wonderfully simple construction causes the speed of the bowl to create a suction which draws the milk from the supply can up into the bowl. Thus the faster you turn the Separator (making more suction) the more milk is sucked in. If turned slower, less milk is sucked into the bowl, yet the separation is just as perfect.

The Thickness of Cream Never Varies. The cream will stay exactly the same thickness, whether you crank fast or slow. Slow turning will not make the cream get thin and faster turning will not make it thicken up. Thicker cream can be procured by setting the cream-screw. Note the supply can is very low, large, and convenient. No awkward, heavy lifting of the milk-pail 4 or 5 feet, as in other Separators.

CAPACITIES OF THE NEW SHARPLESS SUCTION-FEED

- No. 1, capacity 250 lbs. per hour, for 1 or 2 cows.....
- No. 2, capacity 300 lbs. per hour, for 3 or 4 cows.....
- No. 3, capacity 400 lbs. per hour, for 4 to 7 cows.....
- No. 4, capacity 500 lbs. per hour, for 7 to 12 cows.....
- No. 6, capacity 700 lbs. per hour, for 12 to 20 cows....

ASK FOR PRICES AND TERMS

Terms. I will allow a liberal discount for cash or will arrange easy payments for you. Therefore you can have one of these wonderful machines **at once** for either cash or credit. Come in and bring your old machine along and take a new one home, or write or telephone the size you want and we will deliver it.


DAIRY SUPPLIES

For All You Who
Make Butter, Here
is a Machine
That You
Should Have
by All Means

We have
everything
for the dairy.
Write for
prices on
anything you
want



Minnetonna Home Creamery for both hand and power. Churning capacity with barrel half full, 12 gals. (holds 24 gals.). Working capacity, as little as 3 lbs., as much as 20 lbs. at one working. Can be belted to your gasoline engine or to an electric motor. Only requires 1 H.P. Engine or 1/4 H.P. Motor. Floor space 2 ft. 8 in., by 2 ft. 7 in.



Hand Power Home Creamery

The Wonderful "Minnetonna Home Creamery"

Pour in your cream and in 25 minutes or less take out finished high-grade butter—all ready to pack. It is a **combined churn and butter worker**. It first churns the butter as any other churn, then by simply turning a lever the gears work differently, that is the body of the machine revolves slowly while the worker inside revolves rapidly working the butter perfectly, far better than it could ever be worked by hand and at the same time in a most sanitary way for no hands touch it, no dust or flies can contaminate it. Then also this machine does away with the hard work of hand "working."

The "Minnetonna Home Creamery" Guarantees to You:

"Clean" churning—it gets all of the butterfat globules out of the cream and hence makes more butter from a given amount of cream than any other farm churn.

Rapid churning—by agitating the cream more thoroughly, makes the butter come in one-half to one-fifth the time required in the old style barrel churn.

Thorough washing of the butter—by simply throwing clean water into the barrel and giving it a few turns, you cleanse the butter of all buttermilk.

No loss of butterfat in draining off the buttermilk and wash water, because of the strainer tube in the faucet.

Perfect working of the butter in much less time than the old hand method of separate butter worker.

Proper "over-run" of moisture and salt—instead


It tells you when the churning is done.—The Glass Peep Hole in one end of the drum of the Minnetonna is always milk wet during the churning. The very first time the glass clears entirely, you know the butter has "come."

of working the moisture out, as the old-fashioned way did, the Minnetonna works in the amount necessary to the flavor and keeping quality of the butter.

More butter from a given amount of cream; first, because it uses all the butterfat globules in the cream; secondly because it makes an "over-run" of 20 to 25 per cent.

Better Butter—and a uniformly high quality with every churning, because it performs every butter-making operation mechanically and scientifically.

A saving of time and labor—completes the whole process of buttermaking—churning, washing, working, incorporating moisture and salt—in 25 to 30 minutes or less instead of an hour or more of weary toil with the old-fashioned churn. Your churning alone is done in 15 minutes or less with a Minnetonna.



Farmer Local Cream Buyer Creamery Operator Commission Man Wholesaler Dealer Housewife

You can pocket these five middlemen's profits by selling your home-made butter direct to consumers—or at least four of them by selling to grocers. No need to sell your milk and cream now because of the work of making butter, for a Home Creamery does it all for you and you keep the big extra profits you have been giving away to the other fellow. *Buy a Home Creamery Now.*

	Capacity barrel half full	Butter working capacity	Price
Hand and Power.....	12 gals.	3 to 20 lbs.	\$56 75
Hand Power Only.....	12 gals.	3 to 20 lbs.	46 75
Hand and Power.....	20 gals.	5 to 40 lbs.	66 75
Power.....	40 gals.	10 to 100 lbs.	125 00

Many farmers from every part of the state purchased Home Creameries from us last year and they are a happy lot of folks now. They all say I could not buy their machine back for double the price if they could not get another.

WALTER S. SCHELL'S QUALITY SEEDS FOR MARKET-GARDENERS



This is John W. Runkle, of the Cumbler Dairy Farm, Highspire, Pa., harvesting his wheat with his Moline Tractor hitched to his Deering Binder. He did it all himself, for the Moline is a *one-man* tractor. He kept an exact account of the gasoline used, and it cost him *23 cents per acre*. Can you beat that? Say, men, John Runkle had another kind of tractor first and says *he stung himself* by looking too long at the cheap price of the other. He sold it at a big sacrifice and bought his Moline and *now* is he happy? is he pleased? would he sell his Moline at double what he paid if he could not get another? Ask him. His Moline, next to his wife and children, is his *best chum*; he just simply loves to farm with it. So will you. Buy yours *now*—don't sting yourself as John did, for even though you buy another tractor first you will eventually buy a Moline.

The Wonderful Moline Universal Tractor

THE MODERN METHOD OF FARMING

There are two great difficulties the majority of farmers have to face: First, never able to get through with their work. From long before sunup until long after sundown it's work, work—and yet never done—not a day nor an hour to spare to rest and live. Second, in addition to all these never-ending, long days of work, the money you must pay for extra help and for the enormous feed-bills to keep your many horses in shape to work, takes most of the money you have earned during the year by such hard effort. The value of any investment is not what it costs, be it much or little, but **what you get out of it. You can stop those long tiresome days, you can save those hundreds of dollars of feed bills** and make your farming a real pleasure, void of its burdens, with time for you and your family to live and be happy if you will **farm the modern way, with a Moline Universal Tractor.**

See what you can do with it in any 10-hour day! You, one man, can plow 9 acres; disc 27 acres with a 7-foot tandem disc, or disc 38 acres with a 10-foot disc; harrow 76 acres with a 20-foot peg-tooth harrow; you can plant 22 acres a day with a two-row planter; cultivate 14 to 20 acres with a 2-row cultivator; drill 38 acres with a 10-foot drill; harvest 25 acres a day with an 8-foot binder; mow 25 acres with an 8-foot mower or 30 acres with a 10-foot mower.

This gives you an idea what you can accomplish in a single day with a Moline Tractor. Remember, also, that after doing all this work, which equals that of 3 or 4 teams, you drive your Tractor out of the field into its shelter and you are **done**, whereas if the teams do it, when their day is done, yours is not by any means—unhitch, feed, water, clean, bed—then almost as much to do the next morning before the real day's fieldwork starts.

Every Farmer, Whether Tenant or Owner, should arrange at once with us for a **Moline Tractor**—do not wait until you are "able" to get, or can "spare" the money—you lose almost the price of a "Moline" every year you farm without it. It is a business proposition. **It makes farming profitable**, that is why so many business farmers are now using "**Molines**"—it is the only Tractor that does all farmwork, including cultivating.

Why farm with horses? Edison says "A horse is the most costly motor ever built." He eats 12,000 pounds of food a year, the whole output of 5 acres; four horses require the crops of 20 acres to feed them. Think of it. The cost of your horse feed and upkeep is almost one-half of the total expenses of your year's farming.

The Moline Universal Tractor and one man do as much work as any six or eight horses with two to three men—doing any kind of farmwork.

What Happens During the Six Months of Winter? Your four, six, eight or ten horses "eat their heads off"—rather they eat the hundreds of dollars which should go to your bank account or to help pay off the mortgage. Your "Moline" works when you want it to during those six months of winter,—threshing, filling silo, grinding feed, sawing wood, scraping roads and the minute it stops work it stops "eating."

Do not be misled by wrong impressions given by some salesmen selling other tractors. We have learned that many are made to believe they must buy all new machines to attach to the Moline Tractor. This is far from the truth. You can attach your binder of any make or size, just as Mr. Runkle did his Deering, as shown above, or your mower, spreader, disc, harrow, etc.—the plows go with the tractor. Talk the whole matter over with us; ask any question and get your information correct.

Which Way Will You Farm? The modern "Moline" way, of course. Ask me how you can have a "Moline" at once—come, write or phone.

· THEY GROW BETTER · THEY YIELD BETTER ·



View showing the tremendous yield of Alfalfa. This is just one cutting; three and four such harvests are made in a season

Three or Four
Crops a Year

ALFALFA

The Grass That Stays and
Stays and Grows and Grows

A Veritable "Gold Mine" That Should Be on Every Farm

Farmers—if you have a good field of Alfalfa you need not worry about hot, dry weather or wet weather damaging your hay crop; you are always sure of an abundance of the best-quality hay. It stays and stays and grows and grows after once established, while other clovers and grasses will come and go.

Wonderful Yields of Alfalfa at Smallest Cost

Red clover will ordinarily survive but two years and produce one or, at the most, only two crops each year, then it must be plowed and new seeding done. The average yield of red clover hay per acre is about 1 to 1¼ tons, while Alfalfa from one seeding will last from ten to fifty years, thus saving many plowings and seedings, and produces three or four crops each season (yielding from 6 to 8 tons per acre a season), with no fertilizer bills to pay. One acre of Alfalfa yields as much protein as three acres of red clover and as much as nine acres of timothy. Do you not think it would pay you to grow it?

Its Value to the Soil

It is estimated that the root-growth and stubble of Alfalfa are worth **four** times as much for humus as are those of red clover. Its long, branching roots penetrate far down, push and crowd the earth this way and that, making millions of openings into which the air and rain of heaven find their way and help to constitute an unfauling reservoir of wealth; the outside of the roots is continually feeding the soil, making it rich as gold to you farmers who grow it, while also giving you the largest crop of the best feed of any crop you could grow. Let me urge you to grow it extensively.

Kind of Soil Required and Quantity of Seed

Alfalfa may be grown in almost every possible kind of soil and under almost all soil-conditions except two. It will not thrive on a soil constantly wet or where in winter water will stand on the ground for over forty-eight hours; in fact, this usually kills any crop. The other soil is that in which there is too much acidity. This is often the case where corn and wheat have been raised for many years, thus robbing the soil of much lime. This may be remedied by an application of lime to the land just before sowing the Alfalfa, harrowing the lime in beforehand, or if broadcasting the seed, apply the lime just before the sowing at rate of 500 to 1,000 pounds to the acre. In preparing the soil, plow deeply and often and harrow after each plowing; the soil should be like that of a garden. For spring seeding, sow in May; for fall seeding in August. Seed 20 to 30 pounds to the acre, either drilling or broadcasting in. Do it carefully and evenly, for this one seeding, you know, will last for years. Twenty pounds of my high-quality seed are enough to the acre; more will not do any harm. Plan to put out a large acreage this year.

Alfalfa's Remarkable Feeding Value for All Stock

It has been estimated that a ton of properly cured Alfalfa leaves is equal in protein to 2,800 pounds of wheat bran. It is not a fat-making feed, but puts weight on the animals in bone, blood and muscle. Corn or cornmeal makes a good feed to apportion with Alfalfa. All animals like it. Alfalfa is a most valuable feed in beef-making, for dairy cows, for swine, for horses and mules, for poultry, for sheep. You cannot afford to farm without it. I urge you for your own profit to grow it, and as many acres as possible.

The Great Importance of Good Seed

I cannot emphasize this too strongly. Poor seed is the principal cause of a poor stand. You can have no success without good seed. Do not blind yourself to this important matter by trying to save a dollar on the seed. Do not use imported seed; it is always cheaper and almost always full of weeds. It is not acclimated, is weak and seldom stands after the second year. **My High-Quality Home-Grown Seed** is positively the purest and best seed obtainable, with vitality that means a positive, strong, healthy growth that will stay. It's your most economical seed, no matter what it costs. My seed is tested by the United States Department of Agriculture for purity and vitality, but, most important of all, I know whence it comes. Order it now. See price-list enclosed, or write for market price if you order later, but order it *now*.

Many Farmers will sow Alfalfa this year in the wheat field instead of Red Clover

SCHELL'S QUALITY FARM SEEDS

It takes the best Quality Seeds to produce the largest crops. Do not be "penny wise and dollar foolish"—you know that the strong horse pulls the biggest load—you certainly know that strong, vigorous, high-bred seed produces the biggest crop. I have but one grade of quality and that is **absolutely the best**. This high-quality seed has a definite market value. I always give you advantage of this market value. When you receive lower prices elsewhere remember they are for lower quality. Be careful; the cost per acre is so little more for the best seed that it will pay you well to **always** send for **Schell's Quality Seeds**.

Prices.—They change continually, up and down and for this reason I issue a price list **weekly**. Ask for latest price list on Farm Seeds now or when ready to buy. You can order any quantity from a pound to a hundred bushels or more.

Read all of the following about Clovers, Grasses and the various field seeds; it is information that may help you.



Crimson Clover

CLOVERS

Red. Sow 4 to 6 quarts to the acre. Well known as the common Red or June clover. Sow in early spring in the wheat. A clover sod turned under is a real soil builder. Red Clover is very valuable for dairy cows because of its high percentage of nitrogenous elements. A bushel weighs 60 pounds. My seed is extra fancy, highest quality.

Mammoth or Pea-Vine. (Also called Sapling Clover). Sow 4 to 6 quarts to the acre. Attains a length of 5 feet. Variety of Red Clover but of greater size and strength and lasts longer. A bushel weighs 60 pounds.

Alsike or Swedish. Sow 4 to 6 quarts to the acre. Alsike is hardy and will grow on land where Red Clover fails. It likes plenty of moisture, and it will thrive on low, wet soils if they are rich enough to grow an average grain crop. I would recommend Alsike as a safe crop to grow under almost any conditions except dry, thin, sandy or gravelly uplands. It is usually sown in the spring with a nurse crop, alone or mixed with Red Clover, in wheat or rye. And sown alone for pasturage is very valuable and lasts for years. A bushel weighs 60 pounds. It will pay you well to sow my **High-Quality Seed**.

Crimson or Scarlet. Sow 15 pounds to the acre. A most valuable winter cover crop and soil enricher. Seed should be sown in August or September; many sow it in cornfields at last working. Valuable also for pasture or hay. A bushel weighs 60 pounds. I have only the very best quality seed.

White. Sow 3 pounds to the acre, with other grasses, or 6 pounds alone. It should be used in all grass mixtures for meadows, pasture, and especially for lawns. A bushel weighs 60 pounds.

Sweet Clover, White Blossom or Bokhara. Sow 15 pounds to the acre. Sweet Clover will grow on land too poor to raise Alfalfa or Red Clover, providing there is a good supply of lime in the soil. It will often grow and thrive on poor, clay, or sandy land where most crops would fail. For **quick** results in improving **poor** soil nothing surpasses it. Poor sandy or heavy clay soil can be made rich by growing Sweet Clover for a few years; especially when the whole crop is plowed under occasionally. It is a shrub-like plant, growing to a height of 4 to 6 feet. It produces a fair quality of hay and makes a good pasture for cattle, sheep, horses, and hogs, rarely causing bloating. It is also recommended as a good variety to sow as a forerunner of Alfalfa. A bushel weighs 60 pounds. Never sow any except the best seed; it is unwise and against your own interests. I can supply you with the **best**.

Alfalfa. (See page 67.)

TIMOTHY. Sow 4 to 6 quarts to the acre when sown in grain or 10 quarts (15 pounds) when sown alone for meadow use. Timothy is the most important hay crop in this country. A top dressing of Wizard Brand Sheep Manure (we have it) or any other good fertilizer makes a wonderful difference in growth and yield, because of the fact that Timothy is a shallow feeder and therefore requires plenty of plant food close to the surface. My high-quality seed averages 99.7-10 per cent pure, which is the highest quality possible to have. Why consider any other? You cannot afford to take chances on cheap grades to save 25 to 50 cts. per bushel and as a result have weeds on your farm for years to come. A bushel weighs 45 pounds. Sow my high-quality seed.

MILLET, Golden. Sow 3 pecks (36 pounds) to the acre, either by using grain drill or broadcast it. If less than this quantity of seed is sown, the hay is coarse. This is the most popular variety and I sell great quantities of it. It is sown from May until as late as the early part of July and produces an immense crop of hay in **60 days** from the time the seed is sown. Millet is chiefly used as a catch-crop for hay, as it can be sown late enough to take the place of clover, corn or any other early spring-seeded crops in case they fail. The hay should be cut just as it begins to head, before blooming, and makes good feed for both cattle and horses, especially the former. A bushel weighs 48 pounds. Always sow Schell's High Quality Seed.

MILLET, Hungarian. Sow 3 pecks (36 pounds) to the acre. Does especially well on rich soils and makes a finer quality of hay than Golden Millet. It also makes a second growth from roots, therefore can be pastured. Will give 2 to 3 tons of hay to the acre. A bushel weighs 48 pounds.

BUCKWHEAT. Sow $\frac{3}{4}$ bushel with drill or 1 bushel broadcast. Japanese is considered the best variety and the flour of it is superior to any other. It ripens early. Sow the seed May or June. It is ready to harvest Aug. or Sept. A bushel weighs 48 pounds.

CANADA FIELD PEAS. Sow 1 $\frac{1}{2}$ bushels to the acre. It is best to grow it alone, but the most satisfactory dairy results come from sowing them with oats, rye, or barley. It makes good ensilage and is a valuable food, green or dry, for cattle, being very rich in milk-producing elements. It is quite hardy. May be sown early in spring and will be ready to cut in May or June. It also makes a valuable hog pasture when sown with oats and rape. A bushel weighs 60 pounds.



Dwarf Essex Rape

DWARF ESSEX RAPE. Sow 3 pounds to the acre if drilled in or 5 pounds if sown broadcast. If drilled make the rows 30 inches apart. It may be sown with corn at last cultivation. One acre of Rape will pasture fifteen or twenty hogs or sheep for two months. It may be lightly grazed by pigs three or four weeks after seeding. When properly seeded, an acre of Rape on good land will produce as much pork when used as a hog pasture as the same area of land cultivated in corn. For pasturage, an acre will supply many tons of the most nutritious feed. Always allow the Rape to grow 10 to 12 inches before turning hogs in the field. It is positively the best green feed for hogs and for fattening and finishing lambs for market.

Thin land should first be manured before sowing Rape. I urge you to sow Dwarf Essex Rape, for the cost is very little and the profit large. One of the large hog-raisers in America, with the largest pure-bred Chester White herd, sows 500 acres of Rape every year. It pays him big profits—why not you? Sow, also, with oats, or Canada field peas, (1 bushel of either with 4 pounds of Rape). Take no chances on unknown seed—make sure of your crop by always sowing Schell's Quality Dwarf Essex Rape seed. Can be sown from March 15 to the end of August. A bushel of seed weighs 50 pounds.

HAIRY VETCH. Sow 40 pounds of seed to the acre when sown alone or 20 pounds per acre when seeded with rye. Hairy Vetch is a winter-grown forage crop and is usually sown with rye or other fall grain. The hay it produces compares in quality with alfalfa and it makes a good late fall or early spring pasture crop for horses, cattle, and hogs, and poultry also like it. It is a very hardy perennial, drops its seeds freely, and will come up year after year on the same ground. Hairy Vetch will improve soil wonderfully when plowed under. A bushel weighs 60 pounds. Be very sure to sow good seed of strong vitality, such as I will supply you with.

SUDAN GRASS. Sow 20 pounds per acre broadcast. Sowing this quantity makes the best quality hay, which is relished by all stock because of its sweet flavor. It is very easy to grow and is one of the few crops that will grow during dry weather. Sow the seed only after all danger of frost is past and when the ground is thoroughly warm. As a crop to plant late, it may take the place of millet and it is likely to give you a much heavier crop of hay. The hay should be cut when it is in full bloom. Two crops may sometimes be cut the same season. Sudan Grass makes an excellent silage when mixed with other legumes. Make sure that you sow Schell's Quality seed. Reliable seed is of the utmost importance.

The plants grow 6 to 7 feet high and mature a crop in 65 days.

KENTUCKY BLUE GRASS. This, the best of all native American grasses, is best suited for pasture. It succeeds everywhere and lasts for years. All stock like it, and after it is once well established, after

Kentucky Blue Grass, continued

the second year, its sod is heavy and it will stand close grazing, but it should not be grazed too closely the first two years. Twenty pounds of Kentucky Blue Grass, mixed with 8 pounds of Fancy Red Top (per acre) will make for you a splendid pasture. Kentucky Blue Grass seed is valuable for sowing on lawns to renew them. (I recommend my Schell's Quality Lawn Mixture as best for sowing new lawns and renewing old ones). When sown alone for pasture use 28 pounds to the acre in spring or fall. A legal bushel weighs 14 pounds (it takes from 19 to 21 pounds to make a measured bushel).

FANCY RED-TOP. No other grass will grow under a greater variety of conditions than Red-Top. It is the best of all wet-land grasses and will grow successfully on soils so deficient in lime that most other grasses would fail. On wet heavy bottom soil it grows to perfection and is especially valuable for land liable to overflow. It is also a valuable grass for binding soils on land that slopes. Sow 15 pounds of Fancy seed per acre for meadows. There is such a vast difference in the qualities of the different grades of the seed of Red-Top that the weight per bushel varies from 14 to 32 pounds, so it will be readily seen that you should sow no other seed than Schell's Fancy Red-Top, 32 pounds to the bushel which is the **highest-quality**. Prepare your seed-bed with care, have it fine and mellow and do not cover too deep. Sow seed in spring or fall.

ORCHARD GRASS. Very valuable for both pasture and hay grass and all stock like it. It stands close grazing and will stand dry weather better than almost any other grass. It starts its growth very early in the spring and is one of the last grasses to be affected by frost in the fall. It is the best grass for growing in orchards and for sowing in wooded land used for pasture. A bushel weighs 14 pounds. Sow 2 bushels (28 pounds) to the acre. My Orchard Grass seed is the very best quality.

PERMANENT PASTURE MIXTURE for Uplands and for Lowlands. I have a well-balanced pasture-producing mixture made up of grasses specially suited for uplands and also one for lowlands. If you have a piece of ground you wish to put into permanent pasture use either one of these high-quality mixtures. Sow 45 pounds (3 bushels) to the acre. One seeding lasts for many years and may be renewed by sowing Kentucky Blue Grass or Fancy Red-Top, or both, over the pasture field in spring or early fall, at the rate of 10 pounds per acre. I sell great quantities of my Permanent Pasture Mixture.

SOY BEANS (Soja Beans)

These are grown for a hay crop, for soil improvement, for pasturage and for the beans which are used as a table bean and for canning.

Good Soy Bean hay is equal to alfalfa as feed for dairy cows. The Beans, ground into meal, are equal in feeding value to cottonseed meal and make a splendid feed for dairy cows and hogs. By sowing Soy Beans at the last working of Corn, the crops may be put in the silo, or harvested separately or the corn cut and the Soy Beans pastured by hogs.

When planted alone make rows wide enough to cultivate and use 40 pounds of seed per acre; if sown broadcast, 60 pounds per acre; when sown in corn 30 pounds per acre. They do well on both light and heavy soils and when plowed under will wonderfully enrich any soil. Soy Beans grow through hot, dry weather after once started. A bushel weighs 60 pounds. Always make sure of your crop by sowing my high-quality seed. The following are the best varieties for this latitude.

Ohio No. 9035. Medium early, always maturing the beans when wanted as well as producing a wonderful crop of green feed or hay. This variety is being grown by my customers, all through Pennsylvania especially, as well as in other states.

Mammoth Yellow. Makes a larger growth than most other varieties and takes longer to mature. If you want to harvest a crop of the matured beans for meal, then grow the Ohio No. 9035.

WALTER S. SCHELL'S QUALITY SEEDS FOR MARKET-GARDENERS

BEARDLESS SPRING BARLEY. Sow 2 bushels to the acre. It grows 2 ½ feet high and grows fast and this makes an excellent and nutritious green feed, early in the spring. It also makes a profitable grain crop. To cure for hay, cut it while the grain is in the milk state. Sow any time in spring when soil is warm and can be put in good seeding condition.

SORGHUM, or SUGAR-CANE, Early Amber variety. Grows 10 feet high and will stand two or three cuttings a year, stooling out thicker each time it is cut. The plant is filled with rich, sugary sap and when fed alone or mixed with other feeds it makes a most nutritious feed and is liked by all stock. Very valuable for green feed, for the silo or when cured. Sow 1 bushel to the acre broadcast; ½ bushel when drilled in, making rows about 3 feet apart; sow ½ bushel, also when sown with cowpeas. A bushel weighs 50 pounds. My Sorghum seed is kept pure and clean. It is all Amber Sorghum.

EXTRA-EARLY VELVET BEAN. I urge you to grow an acre or more of these if you have never grown them before so that you can see their wonderful value as a soil-builder. Velvet Beans make two to three times as much growth as cowpeas. The beans, when ground into meal, make a feed for dairy cows and other live-stock almost equal to cottonseed meal. Plant in rows 4 to 5 feet apart, dropping two seeds every 12 to 15 inches. Cultivate them once or twice and then let them grow and they will take care of themselves. Velvet Beans turned under are estimated to be equal in value to a ton of average commercial fertilizer to the acre. Plant one peck (15 pounds) to the acre in May or June. They may also be sown in the Corn at the last working.

PEARL MILLET, or PENCILLARIA. No other quick-growing crop has made a record for yield of green feed as has this. It is known also as the "Wonder Plant," and "Cat-tail Millet." The plant grows 10 to 12 feet high. If cut when 3 to 4 feet high it will stool out wonderfully and may be cut two or three times again the same season. On a field heavily manured it made 95 tons of green feed per acre in a season. No other forage-crop plant has ever equaled its record yield. If enough is sown it will

Pearl Millet, or Pencillaria, continued make green feed for your dairy cows all season until frost, and if cured makes nutritious hay. All stock relish it. Sow the seed in May or June when the soil is warm. Sow 10 pounds of seed per acre in rows 3 feet apart. Pearl Millet will help solve your feed-bill problem. Make sure you get the genuine seed. I have it.

BROOM CORN, EVERGREEN. The best variety for brooms. Pkt. 5 cts., pt. 15 cts., qt. 25 cts., 4 qts. 80 cts., pk. \$1.50, bus. \$4.

COWPEAS

These are being grown extensively everywhere for hay and for improving the soil. Beef and dairy cattle, horses, and hogs all like it and it is nearly equal to wheat-bran as part of a ration. The vines may be cut for green feed or cured as hay for winter feeding. Cowpeas adds nitrogen to the soil and a crop plowed under puts the land in fine condition for the crop that follows. If seeded in corn at the last cultivation, they furnish a large amount of pasturage. Sow 1 bushel to the acre broadcast or ½ bushel drilled in rows about 30 inches apart; sow in May or June depending on whether the soil is warm enough to plant them for while called Cowpeas they are really a bean and therefore may rot if planted too early when the soil is cold; they may also be sown up to the end of July. There are many varieties of Cowpeas, but we have found the following are the best for the average conditions of Pennsylvania.

Whip-poor-will. Very early, maturing seed in about 70 days. Makes a very heavy growth but does not trail like the Wonderful. Best for pasture and for plowing down.

Extra-Early Black-Eye. Extra-early, maturing in about 60 days. Makes a good growth and besides making a valuable hay crop, it is used extensively as a soup pea for table use.

The Wonderful. This makes the greatest growth of all. The plants first make an upright growth then spread and their vines grow 10 to 12 feet long. Makes a mammoth hay crop and matures in about 90 days. It is very important to sow good seed of strong vitality such as I offer.

Where Do Your Farm Profits Go ?

You know as well as I—they go for *feed! feed! feed!* It seems to take every dollar many farmers make to pay their feed bills and then that long, hard pull through winter, buying feed all the time. The feed you need for your stock you should grow yourself. You can if you grow the feed crops I have been suggesting on these farm seed pages. Read them carefully.

ASK FOR MY PRICE-LIST ON FIELD SEEDS



Alfalfa

Photographed on same scale. Plant on left not inoculated—Plant on right inoculated with Mulford Culture for Alfalfa. All other conditions identical. The Contrast Speaks for Itself.

Increase Your Crops and Improve Your Soil

By Using **MULFORD CULTURES** on All Legumes.

We have special Cultures to inoculate the following seeds: *Alfalfa, Red Clover, Sweet Clover, Crimson Clover, Alsike, Mammoth, Soy Beans, Vetch, Cowpeas, Garden Peas, Garden Beans, Lima Beans, Sweet Peas* and *Canada Field Peas*.

MULFORD CULTURES will make your clover, alfalfa, soy beans, peas, etc., bigger crops, stronger, healthier. They keep your soil from wearing out, for they are busy all the time gathering free nitrogen from the air and storing it in your soil to feed the following crops.

MULFORD CULTURES are sold at a small cost, are easy to use and bring large returns.

Many of my customers have been using these Cultures for years and attribute their excellent crops to having inoculated the seed with Mulford's high quality bacteria.

1-acre size, \$1.50; 5-acre size, \$5; ¼-acre size, 50 cts. Small Garden size (made only in four varieties) for Garden Peas, Garden Beans, Lima Beans and Sweet Peas, 25 cts.

• THEY GROW BETTER • THEY YIELD BETTER •



A magnificent crop of **Schell's Big Yields Oats** grown from my seed by Mr. Stephen Schutt. They deserve to stop for a picture while handling the biggest crop they ever grew.

SEED OATS

Sow Schell's "Big Yields" Seed Oats this year and you will get the biggest and best crop of Oats you ever grew

"Big Yields" Oats has been making 70 to 80 bushels to the acre for our customers on the same soil and under the same conditions that they got 40 bushels from the old varieties they had been sowing before they learned of "Big Yields."


"Big Yields" Oats has outyielded every other variety tested with it—for it is bred to yield and it certainly does yield. With the yield you get quality; it is an unusually heavy-bodied Oats, big, plump, meaty grains, with very little chaff. It is a spreading or tree Oats; the straw is very strong, practically lodge-proof and averages 4 to 5 feet in height. A measured bushel will weigh from 42 to 45 pounds. Sow $2\frac{1}{2}$ bushels to the acre. If you have never grown "Big Yields" do so this year. A 20-acre field may give you \$300 more than ordinary oats by increasing your yield 20 bushels per acre—you may get 40 bushels more per acre. Order now. (See back cover.) **Bus. \$2; 10 bus., \$1.95 per bus.; 25 to 50 bus., \$1.90 per bus. Add 65 cts. for each seamless sack which holds 3 bus. or 96 lbs. (legal bus. 32 lbs.)**

Storm King Oats

A side Oats that has been grown successfully for some years. It derives its name—Storm King—from the strength of the straw, which often measures from $4\frac{1}{2}$ to $5\frac{1}{2}$ feet in height. It will stand the most severe winds without lodging. The heads are very long, containing an unusually large number of grains, its average yield running from 70 bushels to 100 bushels to the acre. The seed I offer is grown by the originator of this valuable Oats, and is therefore pure-bred, true to name. It costs more, it's worth more. There is no other side Oats equal to Storm King. **Bus. \$2.65; 10 bus., \$2.60 per bus.; 25 to 50 bus., \$2.55 per bus.** Send your order at once.



When you harvest a crop of **Schell's Big Yields Oats**, you harvest extra dollars. Remember this Oats is bred for yield and quality—this means more bushels to the acre, more feed value in the grain. Sell your own Oats and grow **Schell's Big Yields**.



Storm King Oats. Mammoth heads. The largest side Oats in cultivation.

SEED CORN

Plant 8 quarts
to an acre

My Seed Corn is grown right here in this locality and is therefore thoroughly acclimated. Let me urge you to plant my high yielding Seed Corn and thus increase your crop yield many bushels. Others are doing it, why not you?

There are very many varieties of Corn, hundreds of them, many are different only in name and it would be very confusing to you to have a list of all these varieties from which to try to choose the best. So I am offering here four kinds of Field Corn which I consider the very finest, most valuable of all Corn. **Schell's Ninety-Day** is unequalled as the best ninety-day Corn, **Funk's Yellow Dent** leads every other kind in the hundred-day varieties, **Schell's Big Yellow Dent** beats everything as a general crop, big ear with big grains, while **Eureka** I consider one of the best White Corns. You make no mistake in ordering any of these valuable Corns.

Seamless bags for shipping, 1 to 2½ bus., 65 cts. each.
You may return these by mail and we will refund 65 cts.

My Seed Corn Is Sold to You on a Guaranteed Test

You take no chances on my Seed Corn nor any other seeds you order from me. When I advise you that the test is 100 per cent you are privileged to test it yourself when it arrives and if it does not test as I say, you may return it and I will refund the price paid, also freight charges. However, I cannot and will not guarantee the growth or the crop after the seed is planted in the field for no human being can control the birth of plants. Cold, wet soil, too deep planting, lack of rain, crows, maggots, all these can cause failure of the best seed, but when conditions are right you'll get a perfect crop from my pure-bred Seed Corn.

All my Seed Corn is carefully selected, tipped, butted and tested

Schell's Ninety-Day Seed Corn. A truly valuable Ninety-

Day Corn. I have changed the name of this Corn from Sure-Crop Ninety-Day to "Schell's Ninety-Day" Corn, for the reason that there is a Lancaster Sure-Crop and several other Sure-Crops that have no likeness whatever to this Corn and can not be compared with it in quality, yield or earliness, hence it should have a distinct name. The tremendous quantity of shelled Corn this variety produces to the acre surprises everyone who grows it. Generally two good ears to a stalk. The grain is very long, longer than any other, and the cob very thin. It has a rich, deep yellow grain, making it much desired by millers. The fodder grows from 8 to 10 feet high. Order this Corn upon my recommendation; if not satisfied when you get it, return it at once—I'll gladly pay freight both ways and refund the amount paid. That's how sure I am you'll like the Corn. You are always sure of a magnificent crop in the shortest season. Think of it, a bushel of 70 pounds of ears of Schell's Ninety-Day Corn will make 63 pounds of shelled Corn! Do you want it? Certainly you do. Order it now. **Bus. \$5, ½bus. \$2.50, pk. \$1.25 (pk. \$1.65, postpaid).** See it on back cover.


Funk's Yellow Dent Corn. A pedigreed Corn, bred

from thoroughbred parentage for years and is positively one of the biggest yielders in cultivation for almost every stock has two perfect, beautiful golden ears loaded with their wealth of rich grains having from 22 to 26 rows of grains, packed so closely that they look like "machine-made," producing three to four times as much Corn to the acre as that worn-out stuff still bearing the name of Corn which so many folks continue to plant, not because they want another crop of half "nubbins," but because they think it is "pretty good." Pay more attention to the seed you plant. Of course good seed will cost you more, but what is the cost of a peck of good Corn for an acre when it will give you 50 bushels more to that acre with the same amount of work on it? **Funk's Yellow Dent** matures in 100 days, ears very uniform, average 9 inches, stalks average 10 feet. It is the best hundred-day Corn. **Bus. \$5, ½bus. \$2.50, ¼bus. \$1.25; (postpaid ¼bus. \$1.65, ½bus. \$2.75).**

Eureka Ensilage Corn. Has a record of 70 tons of

Corn grown on one acre. Eureka is a smooth White Dent Corn with large kernels, while its fodder grows from 12 to 18 feet high. It grows taller, has more leaf, and will produce more tons of good material for the silo than any other kind. Is also very productive of ears. Its value for ensilage is due to its enormous growth and great production of leaf and ears. Eureka Corn will mature—its ears in Pennsylvania in about 120 days. In our opinion and in the opinion of hundreds of the best farmers in the United States, this is the best Corn in cultivation for ensilage. **The proper time to cut ensilage** is when it is in blossom—watch the tassel. It is better to cut early than too late. **Bus. \$4, ½bus. \$2, pk. \$1.25.**

J. HORACE MCFARLAND COMPANY, HORTICULTURAL PRINTERS, HARRISBURG, PA.



Schell's Ninety-Day Corn. This is, in my opinion, the best ninety-day Corn—lots of corn, very little cob.

SCHELL'S BIG YELLOW DENT CORN

MARVELOUS CORN WITH MAMMOTH EARS AND GREAT LONG GRAINS

The ears are immense, 12 to 14 inches long with 20 to 24 rows of *long, large* grains. It is without question one of the most valuable Yellow Dent Corns ever produced because of its immense yield, at least a 25 per cent and often a 50 per cent greater number of bushels to the acre than any of the average yields of other varieties. The stalks grow from 12 to 15 feet high, giving an immense quantity of fodder heavily covered with big, broad leaves. If you want the biggest and best crop in the neighborhood, then grow **Schell's Big Yellow Dent**. Plant it in May and it will mature in September. Remember it takes no more seed, no more work in preparing the land, planting and cultivating to grow a *big crop of Schell's Big Yellow Dent* than it does to grow an ordinary crop of common Corn. It costs \$5 per bushel, which equals \$1.25 as the cost of seed for each acre you plant, which should produce for you a magnificent crop of perhaps 50 to 75 bushels *more* Corn off every acre by spending that amount on each acre,—then which is the business thing for you to do. Sell *your* Corn and order **Schell's Big Yellow Dent**, and you'll have a crop of Corn that will look just like this picture. It is some pleasure indeed to husk a field of this Corn and see the large piles of big, rich, golden yellow ears. Put out a big acreage of it.

Prices: Pk. \$1.35 (postpaid \$1.65), 1/2 bus. \$2.50, bus. \$5., 5 bus. \$24, 10 bus. \$47
(2-bus. bags 65 cts. each)

Hundreds of wise farmers who planted **Schell's Big Yellow Dent** for their main crop last year tell me they grew the largest crop of the biggest ears of the finest quality Corn they ever grew in all the years they have farmed. It would take many pages to print the letters I have received from my customers telling of their wonderful crops.

MR. HARRY BERKHEIMER, Cumberland County, Pa., says: "The oldest farmers in this vicinity say they never saw such a crop of Corn as your Big Yellow Dent produced for me. It is wonderful. I will have from 25 to 50 per cent more Corn than I ever grew on the same acreage." November 11, 1918.


Dear Sir; I got one peck of your Big Yellow Dent Corn the last of April and planted it on the second day of May. I had 2 acres in a Blue Grass valley on my farm in Fayette County, Pa., which had not been plowed for 20 years, and my 100 head of sheep had been wintered on that patch. It became very rich, hence I put this big Corn in it and raised the finest field of Corn that was ever raised on the farm. Many stalks had 2 large ears. It measured 348 bushels (ears) to the acre, or 696 bushels on the two acres; good square measure. It yielded more than my other Corn did on any 4 acres. Every farmer that passed by the road said they never saw such heavy Corn. Am greatly obliged to you for sending me such good seed.—W. S. ARMSTRONG, Clifton Mills, W. Va.

I Will Again Give \$50 In Gold Prizes

Our contest two years ago was so very interesting to my customers that I am going to have a similar contest this year. Everybody who orders **Schell's Big Yellow Dent Corn** this year may try for the prizes.

First Prize, \$25 in Gold Second Prize, \$15 in Gold Third Prize, \$10 in Gold

For the *largest, second largest, and third largest* number of bushels of ear Corn produced on an acre (measure 209 feet on each of 4 sides and you will have an acre) you may measure any part of your field where you have planted a number of acres. Report to me your yield (on this one acre) by November 1. Have a witness count your bushels with you and have him or her sign your report after you have signed it. Do not report by "baskets" unless they are bushel baskets—state the number of bushels. Prizes will be mailed November 15. Now then let us see who can produce the biggest crops. Order your seed at once.



Where is there a farmer who is not willing to pay 80 cents more per acre for thoroughbred **Big Yellow Dent Seed Corn** that will add \$50 to \$100 more to each acre of corn than you have been getting?




**SCHELL'S
BIG YIELDER OATS**

It has always outyielded every other variety of oats ever tested with it.

**It Averages 70 to 80
Bushels to the Acre**

If you would grow the biggest crop of oats you ever grew then *Sow Schell's Big Yelder this year.*

(See prices and description page 71)



**SCHELL'S
NINETY-DAY CORN**

Holds first place as the best quality, heaviest yielding, longest grain, strictly ninety-day corn in cultivation.

Always matures in the shortest seasons. Every farmer should plant at least part of his corn acreage in Schell's Ninety-Day Corn.

(See page 72 for prices and description)



Walter S. Schell
Quality Seeds
Harrisburg, Penna.