

1919

SCHELL'S QUALITY SEEDS

ABSOLUTELY THE BEST
THEY GROW THEY YIELD
BETTER BETTER

7747
5370

Large
White
Globe

Market Gardeners' Catalogue

Large White Globe Onions
AND

Ohio Yellow Globe Danvers Onions

Two valuable varieties you should grow. My seed of both is of highest quality and tests 100 per cent. vitality.

OHIO YELLOW GLOBE produces large Onions from seed sown in the spring. The illustration above is one of many bushels like it grown from my seed by Mr. John W. Early, Steward of the Dauphin County Farms.

LARGE WHITE GLOBE is the best for large white Onions or small picklers. You can grow them just as fine as these by sowing Schell's Quality Seeds. For full description and prices, see page 25.

WALTER S. SCHELL

QUALITY SEEDS

1307-1309 Market Street

HARRISBURG, PENNA.

AMERICA'S BIG TASK FOR 1919— FEED EUROPE



This means that every Market-gardener, Farmer, and Home-gardener must grow the greatest quantity of Food Crops that it is possible for them to produce.

The results of the year just closed put **everyone of you** who made the soil produce its best in food **on the honor-roll**, for without the abundance of food produced, our men could not have been fed and made fit as they were.

Now, since the war is won, there will be, in 1919, a far greater need and demand for food than ever before, because the way is now open to feed the millions of starving people in Russia and other countries, and it is **the Big Task of America's Gardeners and Farmers** to first produce this food, for these countries are depending on us to feed them.

Make 1919 Your Banner Year. All the vegetable and grain crops that you can produce will be needed—grow them and market them profitably.

Be Sure That You Have the Best Crops. It is easy to sell first-quality vegetables, and they always bring higher prices. To get these better crops

Plant Schell's Quality Seeds

THEY GROW BETTER

For They Are Absolutely the Best

THEY YIELD BETTER

Every Home-Garden should be farmed intensively. The vegetables you grow and eat will reduce the amount of meat your family would otherwise consume, and your health will be better as a result of a vegetable diet. **Grow and eat vegetables.**

Concerning the Seed-Supply. We have an abundance of all varieties of the seeds we are offering you. Although there is a great shortage of many varieties throughout the whole of the United States, yet, because of careful foresight, we have the seeds, and **we are prepared to fill your orders for any quantity, large or small, and fill them promptly.**

Send Your General Order at Once. By having your seeds on hand you will be ready to plant when conditions are just right. Then keep sending, during the season, for any other seeds you may need or for more of the same, if necessary.

Remember These Facts:

First—Schell's Quality Seeds Are Absolutely the Best. I know you want the best; that is why you should send us your order.

Second—Harrisburg is the logical place to send your orders for quick service. It is the commercial heart of Pennsylvania, the railroads, like great arteries, running in every direction—north, south, east, west—with two hundred trains, arriving and departing daily to every section of the state and country, make it possible for your order to be filled and back to you within twenty-four hours. In the very height of our busy season, when orders come in in such tremendous numbers, it is sometimes a physical impossibility to be so prompt, although we work night and day. Therefore, we urge you to **Send Your Order Early.**

PRICES. I urge you again, as in the past, not to let lower prices lure you to take any chances on cheap seeds. The price of seeds is the very least part of the cost of the crop they produce. For instance, the price of a pound of Beets or Lettuce or Onions is nothing compared to the cost of your labor during the months required to prepare the soil, sow the seed, cultivate, nourish, and harvest the crop; then market it. **Don't buy cheap seeds.** Your whole season's work may be done for nothing, and you cannot afford to take such a risk. Our prices are reasonable for the best quality, and any other seedhouse offering the same high quality will have prices either equal to or more than ours. In comparing prices, remember we quote prices of Beans and Peas by the pint and quart. Some catalogues quote them by the pound; a *pound* of beans equals only a *pint*, hence *pound* prices would be about equal to our *pint* prices.

Take **no** risk. Send your order to me and plant Schell's Quality Seeds.

(For planting table, telling how and when to plant, see inside of back cover.)

WALTER S. SCHELL

Seeds

Dairy Supplies

Poultry Supplies

WALTER S. SCHELL

They Grow
Better

Quality Seeds

They Yield
Better

1307-1309 Market St., HARRISBURG, PA.

Farm Supplies

Garden Tools

Spray Pumps

Forward by { State on this line whether wanted by Mail, Express or Freight } _____

Your Name _____

Street Address (if any) _____

Post Office _____ R. D. _____

County _____ State _____

Express or Freight Office _____

Do You Grow for Market? _____

Filled by
Date Filled
Shipped by

AMOUNT INCLOSED

Post Office Money Order \$ _____

Express Money Order _____

Bank Draft _____

Cash, Notes and Silver _____

Postage Stamps _____

Date _____ 1919

No.	✓	QUANTITY		DOLLARS	CENTS
1					
2					
3					
4					
5					
6					
7					
8					
9					
10					
11					
12					
13					
14					
15					
16					
17					
18					
19					
20					

Continue your order on the other side, if necessary

Dwarf or Bush Lima BEANS

(Bohnen)

My Lima Bean seed is extra fine—far superior to the ordinary stock sold for seed

HOW TO GROW THEM.—Make the rows 2 feet apart and give each plant 12 inches of space. If the soil becomes hard or crusted, keep it broken up, or your Limas will never come up. Do not plant Limas until the soil is warm, about May 15 in this latitude. One quart will plant 150 feet of row; 20 to 24 quarts to the acre. Plant with the eye down.

Burpee Improved Bush Lima. Fine-flavored; big, broad, "meaty" Beans. The sturdy bushes grow 20 to 24 inches high. It is an enormous yielder, bearing in close clusters as many as eleven pods, and the pods containing three, four, and five Beans, more containing five than three. The Beans are very much larger and nearly twice as thick as the old Burpee Bush Lima, and they mature a week earlier. Pkt. 10 cts., ½pt. 20 cts., pt. 40 cts., qt. 80 cts. (postpaid, pt. 45 cts., qt. 90 cts.), 4 qts. \$2.75, pk. \$5, bus. \$19.

Burpee Bush Lima. The bushes grow about 20 inches high, are very prolific and the Beans are as large as the large pole Limas. The new Burpee Improved Bush Lima is, however, a vast improvement over this variety. See the description of it. Pkt. 10 cts., ½pt. 20 cts., pt. 40 cts., qt. 80 cts. (postpaid, pt. 45 cts., qt. 90 cts.), 4 qts. \$2.75, pk. \$5, bus. \$19.


Fordhook Bush Lima. The plants stand erect like little trees (never prostrate or running) and the pods, borne in clusters of four to eight, are filled tightly with big, thick, delicious, potato-like Beans of very fine flavor. Pkt. 10 cts., ½pt. 20 cts., pt. 40 cts., qt. 80 cts. (postpaid, pt. 45 cts., qt. 90 cts.), 4 qts. \$2.75, pk. \$5, bus. \$19.

Dreer's Bush Lima. The Beans are thick, sweet, and very richly flavored. Pkt. 10 cts., ½pt. 20 cts., pt. 40 cts., qt. 80 cts. (postpaid, pt. 45 cts., qt. 90 cts.), 4 qts. \$2.75, pk. \$5, bus. \$19.

Henderson's Bush Lima. Small Beans, but very tender and of exquisitely rich, buttery, Lima flavor, whether used green or dried for winter. Pkt. 10 cts., ½pt. 20 cts., pt. 40 cts., qt. 80 cts. (postpaid, pt. 45 cts., qt. 90 cts.), 4 qts. \$2.75, pk. \$5, bus. \$19.

POLE LIMA BEANS

HOW TO GROW THEM.—About the first to the middle of May, plant four to six Beans around poles 8 to 10 feet high, setting the poles 4 feet apart each way. Thin to three plants, if soil is rich. They may also be grown on trellis or poultry wire; for this method plant in regular rows, two or three Beans every 15 inches. Poles may readily be obtained at any lumberyard. Cultivate often (not when plants are wet) and top-dress occasionally with Wizard Brand Pulverized Sheep Manure, working it into the soil.



Schell's New Wonder Pole Lima Beans
It still holds first place as the best-yielding, best-quality Pole Lima Bean

Schell's New Wonder Pole

Lima. Wonderfully prolific. The big, broad, thick, meaty Beans, holding their fresh greenish color, even when dried, are crowded tightly in the pods. The vines are so tremendously prolific that the handsome pods seem literally crammed on to every inch of the branches. Plant this variety on my recommendation. Pkt. 10 cts., ½pt. 20 cts., pt. 40 cts., qt. 80 cts. (postpaid, pt. 45c., qt. 90 cts.), 4 qts. \$2.75, pk. \$5, bus. \$19.

Burpee Improved Bush Lima
Big, broad, thick Beans with delicious flavor. Grow more Limas; it pays.

King of the Garden Pole Lima. Very prolific and the quality is very fine. The pods usually contain five or six very large Beans. Pkt. 10c., ½pt. 20 cts., pt. 40 cts., qt. 80 cts. (postpaid, pt. 45 cts., qt. 90 cts.), 4 qts. \$2.75, pk. \$5, bus. \$19.

Dreer's Improved Pole Lima. The Beans are medium size, very thick and of excellent quality. The vines are very productive. Pkt. 10c., ½pt. 20 cts., pt. 40c., qt. 80c. (postpaid, pt. 45c., qt. 90c.), 4 qts. \$2.75, pk. \$5, bus. \$19.

Extra-Early Jersey Lima. Quite early. Pods contain three or four large Beans. Pkt. 10c., ½pt. 20c., pt. 40c., qt. 80c. (postpaid, pt. 45c., qt. 90 cts.), 4 qts. \$2.75, pk. \$5, bus. \$19.

Large White Lima. Similar to King of the Garden Pole Lima. Pkt. 10 cts., ½pt. 20 cts., pt. 40 cts., qt. 80 cts. (postpaid, pt. 45 cts., qt. 90 cts.), 4 qts. \$2.75, pk. \$5, bus. \$19.

Truckers' Delight. An extra-early, large, white Lima of excellent quality; very profitable for those who grow for market, because of its earliness. Pkt. 10 cts., ½pt. 20 cts., pt. 40 cts., qt. 80 cts. (postpaid, pt. 45 cts., qt. 90 cts.), 4 qts. \$2.75, pk. \$5, bus. \$19.

Early Leviathan. Early and very large. The pods hang thick, five to ten in a cluster, with either four, five, or six large Beans in each pod. Pkt. 10 cts., ½pt. 20 cts., pt. 40 cts., qt. 80 cts., (postpaid, pt. 45 cts., qt. 90 cts.), 4 qts. \$2.75, pk. \$5, bus. \$19.



A few acres of **Green-Pod Bountiful Beans** just ready to pick—loaded down with pods. Grown by James Librandi, market-gardener

BEANS, Green-Podded, Dwarf or Bush

SEE CULTURAL DIRECTIONS ON PAGE FOUR

All my Seed Beans are of highest quality, hand-picked, pure stock and the vitality proved. They grow better—they yield better

Bountiful. Very fine quality; long, flat, stringless pods. An enormous yielder. Extra early; ready for market six weeks from planting. Plant this for your green-pods and the new Yellow-Pod Bountiful for yellow, and you will have two of the best crops you ever grew. Pkt. 10 cts., pt. 30 cts., qt. 60 cts. (postpaid, pt. 35 cts., qt. 70 cts.), 4 qts. \$2.25, pk. \$4.25, bus. \$16.

Black Valentine. Long, straight, green round pods of excellent quality. Is extra early; a heavy yielder; fine for either early or late planting. Pkt. 10 cts., pt. 30 cts., qt. 60 cts. (postpaid, pt. 35 cts., qt. 70 cts.), 4 qts. \$2.25, pk. \$4.25, bus. \$16.

Extra-Early Red Valentine. The old favorite Valentine Bean. Extra-early; round-podded; good quality, and of fine flavor. Shows a few strings when young; About 50 days from planting to picking. Pkt. 10 cts., pt. 30 cts., qt. 60 cts. (postpaid, pt. 35 cts., qt. 70 cts.), 4 qts. \$2.25, pk. \$4.25, bus. \$16.


Hodson Green-Pod. The strong, sturdy plants, 2½ feet high, bear enormous quantities of long, meaty pods, measuring 7 to 8 inches in length. Exceptionally tender and brittle, and if picked before too old they are

Hodson Green-Pod, continued stringless and of the finest quality. They mature about two weeks after the extra-early varieties. Thin out to 6 inches in the rows on account of their great size. Pkt. 10 cts., pt. 30 cts., qt. 60 cts. (postpaid, pt. 35 cts., qt. 70 cts.), 4 qts. \$2.25, pk. \$4.25, bus. \$16.

Giant Stringless Valentine. Matures about a week later than Red Valentine. Pods are round, very long, meaty and entirely stringless when young or old; of excellent quality. Pkt. 10 cts., pt. 30 cts., qt. 60 cts. (postpaid, pt. 35 cts., qt. 70 cts.), 4 qts. \$2.25, pk. \$4.25, bus. \$16.

New Stringless Green Refugee. This New Refugee is **entirely stringless** and possesses all the good features of the old Refugee. Try it this year for late crop. Pkt. 10 cts., pt. 30 cts., qt. 60 cts. (postpaid, pt. 35 cts., qt. 70 cts.), 4 qts. \$2.25, pk. \$4.25, bus. \$16.

Extra-Early Refugee. Similar to Refugee or 1,000-to-1, with all its superior qualities, but matures fully two weeks earlier. Pkt. 10 cts., pt. 30 cts., qt. 60 cts. (postpaid, pt. 35 cts., qt. 70 cts.), 4 qts. \$2.25, pk. \$4.25, bus. \$16.



Wonderful crops with tremendous yields of Bountiful Beans are reported to us by our customers constantly. These were grown by Mr. E. C. Hiler, market-gardener—he plants my Quality Seeds because he says *They Grow Better—They Yield Better*



Another evidence that it pays to plant my High Quality Seeds—a big crop of Stringless Green-Pod Beans

BEANS, GREEN-PODDED, DWARF or BUSH, continued

Burpee Stringless Green-Pod. Absolutely stringless; round pods; extra fine. Good yielder, ready for picking about 45 days after planting. This is a great favorite of market-gardeners everywhere. Its fine quality keeps it in lasting favor. All should grow it. Pkt. 10 cts., pt. 30 cts., qt. 60 cts. (postpaid, pt. 35 cts., qt. 70 cts.), 4 qts. \$2.25, pk. \$4.25, bus. \$16.

Longfellow. Produces very long, round, tender pods averaging $5\frac{1}{2}$ to $6\frac{1}{2}$ inches in length. Fine quality and a good yielder. It is stringless when young, but shows some strings if not picked early. Ready to pick about 52 days after planting. Pkt. 10 cts., pt. 30 cts., qt. 60 cts. (postpaid, pt. 35 cts., qt. 70 cts.), 4 qts. \$2.25, pk. \$4.25, bus. \$16.

Refugee, or 1,000-to-1. One of the most prolific, dwarf, Green-podded Beans. Plants grow about 15 to 18 inches high. Pods are 6 to 7 inches long and round; are very tender and meaty. A great favorite for canning purposes. Not entirely stringless. Late grower, requiring about 70 days to mature. An immense yielder. The New Stringless Green Refugee is superior to this in quality because of being stringless, and I recommend it in preference to this. Pkt. 10 cts., pt. 30 cts., qt. 60 cts. (postpaid, pt. 35 cts., qt. 70 cts.), 4 qts. \$2.25, pk. \$4.25, bus. \$16.

Fordhook Favorite. This is a white-seeded, stringless green-pod. It is tender, prolific, round-podded, early, and has all the good qualities of the brown-seeded variety. Pkt. 10 cts., pt. 30 cts., qt. 60 cts. (postpaid, pt. 35 cts., qt. 70 cts.), 4 qts. \$2.25, pk. \$4.25, bus. \$16.



Stringless Green-Pod—round, stringless, tender pods. A variety all should grow

SOUP or SHELL BEANS

White Marrowfat, or Soup Bean. Dwarf. Shelled and dried for winter use. Every farmer should grow a good patch of these for winter marketing. Plant them in the garden or along the outer row of your corn or anywhere, for you can sell Soup Beans any time. Everybody uses them. It is a good, profitable crop to grow. Pkt. 10 cts., $\frac{1}{2}$ pt. 15 cts., pt. 25 cts., qt. 50 cts. (postpaid, pt. 30 cts., qt. 60 cts.), 4 qts. \$2, pk. \$3.75, bus. \$14.

White Navy Bean. Also called Pea Bean or Snow Flake. This is smaller in size than the White Marrowfat but has an excellent flavor and is being grown in enormous quantities for Government use. It should be grown both for market and home consumption. One-half to one bushel per acre is required, depending on whether the rows are 2 or 3 feet apart. Pkt. 10 cts., $\frac{1}{2}$ pt. 15 cts., pt. 25 cts., qt. 50 cts. (postpaid, pt. 30 cts., qt. 60 cts.), 4 qts. \$2, pk. \$3.75, bus. \$14.

Red Kidney Soup Bean. An old variety; very popular. Seed is red, plant grows dwarf. Pkt. 10 cts., $\frac{1}{2}$ pt. 15 cts., pt. 25 cts., qt. 50 cts. (postpaid, pt. 30c., qt. 60 cts.), 4 qts. \$2, pk. \$3.75, bus. \$14.

White Kidney. This is another good variety for baking or for soup. The Beans are white and larger than either the navy or White Marrowfat. Pkt. 10c., $\frac{1}{2}$ pt. 15 cts., pt. 25 cts., qt. 50 cts. (postpaid, pt. 30c., qt. 60 cts.), 4 qts. \$2, pk. \$3.75, bus. \$14.

BEANS

Dwarf Yellow- or Wax-Podded

Wachffötige Buschbohnen

One quart will plant a row 100 feet long; about 1¼ bus. to the acre

HOW TO GROW DWARF or BUSH BEANS.—Make the rows 18 inches or 2 feet apart, and drop the beans 4 inches apart in the row. If the soil is warm and loose, plant 2 inches deep; if rather cold and wet, plant only 1 inch deep. Beans, especially the yellow-podded varieties, will rot very easily if planted when the soil is wet and the atmosphere is cold. If you do not want to run the risk of replanting them, do not plant your beans until the soil is warm. Cultivate often but never when the plants are wet, as this brings on rust. Pick the beans as fast as they become fit for use; this makes them bear longer.

Beans are the shortest crop in years. Shortage of any crop makes the price high. The important thing to do is to get your seed early—while you can; it is not a matter of price.

Yellow-Pod Bountiful. The best of all Yellow-Podded Beans. (See next page.)


Davis Kidney Wax. White seed. The pods are straight and flat, a rich golden yellow, and have the most delicious flavor. One of the best for market. It is very tender if used when young. Not entirely stringless. Pkt. 10c., ½pt. 20c., pt. 40c., qt. 80c. (postpaid, pt. 45c., qt. 90c.), 4 qts. \$2.75, pk. \$5, bus. \$19.

Pencil-Pod Black Wax. Vines very vigorous and branching; very productive. Pods are bright yellow, stringless, long, straight, round like a pencil, tender, and of most delicious quality. Ready to pick about 52 days from planting. This variety is far superior to the old Prolific Black Wax and should be planted in its stead. Pkt. 10c., ½pt. 20c., pt. 40c., qt. 80c. (postpaid, pt. 45c., qt. 90c.), 4 qts. \$2.75, pk. \$5, bus. \$19.

Improved Rust-Proof Golden Wax. Splendid for market or home garden. Pods of excellent quality; half-round, averaging 4 to 5 inches long, and are stringless. Matures in 50 days. Pkt. 10 cts., ½pt. 20 cts., pt. 40 cts., qt. 80 cts. (postpaid, pt. 45 cts., qt. 90 cts.), 4 qts. \$2.75, pk. \$5, bus. \$19.

Wardwell's Kidney Wax. The pods are long, flat, thick, stringless and brittle; very popular with large gardeners. A heavy yielder. It does not rust so readily as some yellow-pod varieties. Ready to pick about 50 days from planting. Pkt. 10 cts., ½pt. 20c., pt. 40 cts., qt. 80 cts. (postpaid, pt. 45 cts., qt. 90 cts.), 4 qts. \$2.75, pk. \$5, bus. \$19.

Saddleback Wax. Beautifully curved, round, yellow pods; tender, stringless and of delicious flavor. Pkt. 10 cts., ½pt. 20 cts., pt. 40 cts., qt. 80 cts. (postpaid, pt. 45 cts., qt. 90 cts.), 4 qts. \$2.75, pk. \$5, bus. \$19.



Pencil-Pod Black Wax Beans

Perfectly round pods, stringless and very tender

Perfection Wax, or Scarlet Flageolet. Large, handsome golden yellow, flat, meaty pods. Failure.

Stringless White Wax. Half-round pods, stringless and very prolific. White seed. Pkt. 10 cts., ½pt. 20c., pt. 40 cts., qt. 80 cts. (postpaid, pt. 45 cts., qt. 90 cts.), 4 qts. \$2.75, pk. \$5, bus. \$19. (Crop failed.)


Brittle Wax. Very similar to Round-Pod Kidney Wax. Pkt. 10c., ½pt. 20c., pt. 40c., qt. 80c. (postpaid, pt. 45 cts., qt. 90 cts.), 4 qts. \$2.75, pk. \$5, bus. \$19.

Hodson Wax. Pkt. 10 cts., ½pt. 20 cts., pt. 40 cts., qt. 80 cts. (postpaid, pt. 45 cts., qt. 90 cts.), 4 qts. \$2.75, pk. \$5, bus. \$19.

Currie's Rust-Proof Golden Wax. Black seed. Straight, flat pods 5 inches long; rich, light golden yellow. Pkt. 10c., ½pt. 20c., pt. 40c., qt. 80c. (ppd., pt. 45c., qt. 90c.), 4 qts. \$2.75, pk. \$5, bus. \$19.

Sure-Crop Stringless Wax. Pkt. 10 cts., ½pt. 20 cts., pt. 40 cts., qt. 80 cts. (postpaid, pt. 45 cts., qt. 90 cts.), 4 qts. \$2.75, pk. \$5, bus. \$19.

Round-Pod Kidney Wax. Long, round, stringless pods. Very heavy bearer, and the quality extra fine. Pods are 6 to 7 inches long. Matures in about 55 days. Do not plant too early, for the seed is very tender and will rot quicker than any other yellow Bean. Pkt. 10c., ½pt. 20c., pt. 40c., qt. 80c. (ppd., pt. 45c., qt. 90c.), 4 qts. \$2.75, pk. \$5, bus. \$19.



These crops, grown from my *Pure Bred Seed*, are as superior in quality as pure-bred live-stock is to ordinary stock

Improved Rust-Proof Golden Wax Beans grown from my high quality *Seed*.



Schell's New Yellow-Pod Bountiful

THE BEST OF ALL YELLOW-POD BEANS

It produces many more Beans to the row than any other. The Beans are absolutely stringless at all stages of growth. They are long, thick, meaty, and have a distinctively rich Bean flavor.

Even the color of the pods adds to its value, as they are a most attractive, fresh, rich, clean yellow. The plants of my Yellow Bountiful are remarkably hardy and vigorous, the last to be affected by unfavorable weather conditions, and this accounts for its ability to produce such an unusual quantity of pods. Market-gardeners who grew other varieties for years have found **Yellow Bountiful** more profitable, more salable, more productive, and harder than any other sort and that is why they are growing it exclusively now,

and why not when by the same amount of work, planting the same quantity of seed as of other varieties, you get a crop of two to three times as many beans of a quality unexcelled. I recommend

it to you as positively the grandest of all yellow-pod dwarf or Bush Beans. Be sure to include it in your order.

**Pkt. 10 cts., 1/2pt. 20 cts., pt. 40 cts., qt. 80 cts. (postpaid, pt. 45 cts., qt. 90 cts.),
2 qts. \$1.60, 4 qts. \$2.75, pk. \$5, bus. \$19.**

GEO. R. MURDOCK & SON, large gardeners of Luzerne County, Pa. say: "We found your Yellow Pod Bountiful to be the heaviest yielder we ever grew, and they are not so easily affected by bad weather as most varieties of Wax Beans."

August 1, 1918

"I wish to write you in reference to seeds I purchased from you this season. In spite of the terribly dry, hot weather we had, I never saw Carrot seed come up as well as yours did. Every seed must have germinated. My 'King of all' tomatoes are now fruiting—the vines are a sight to see. I am much pleased with the 'New Wonder Pole Lima Beans.' They are a great 'hobby' with me. I believe your New Wonder to be a valuable addition to the standard sorts."—JOHN H. GRIFFITH, Baltimore, Md.

If you want the largest crop of the finest quality yellow beans you ever grew, then plant Yellow Bountiful

POLE or CORN BEANS

(Stangenbohnen)

HOW TO GROW THEM.—One quart will plant 150 hills; about 12 quarts to the acre. Do not think of hurrying your crop by too early planting or you may have a failure—the seed will rot readily if the soil is cold and wet. Wait until the soil is thoroughly warmed. Use 8-foot poles, placing them 4 feet apart in the rows each way. Plant five or six beans around each pole; let three of the best plants stand. They may also be grown in rows and supported by wire or along a wire fence; plant the seed two feet apart for this method. Top dress with good fertilizer or manure, working it in as you cultivate. Wizard Brand Pulverized Sheep Manure makes all plants hustle. We have it.

GREEN-POD POLE BEANS

Lazy Wife. Broad, thick, fleshy, green pods, entirely stringless. Pods average 6 inches and are borne in great abundance. The white Beans may be used as soup Beans if allowed to dry in the pods. Pkt. 10 cts., ½pt. 20 cts., pt. 40 cts., qt. 80 cts. (postpaid, pt. 45 cts., qt. 90 cts.), 4 qts. \$2.75, pk. \$5, bus. \$19.

Old Homestead, or Kentucky Wonder. One of the earliest Green-podded Pole Beans, and of the finest quality. Pods are round, almost stringless, and average 8 to 10 inches in length. A very heavy yielder, and if the pods are gathered as they mature, the vines will continue to bear until the end of the season. Pkt. 10 cts., ½pt. 20 cts., pt. 40 cts., qt. 80 cts. (postpaid, pt. 45 cts., qt. 90 cts.), 4 qts. \$2.75, pk. \$5, bus. \$19.

Old-fashioned Sickle Pole Bean. One of the best quality; well known to all farmers and gardeners. The seed is gray, with black stripes; the pods long, meaty and stringless. Very heavy yielder. Pkt. 10 cts., ½pt. 20 cts., pt. 40 cts., qt. 80 cts. (postpaid, pt. 45 cts., qt. 90 cts.), 4 qts. \$2.75, pk. \$5, bus. \$19.

Horticultural, or Cranberry. Sometimes called Bird's Egg. Long, round, thick pods. Pkt. 10 cts., ½pt. 20 cts., pt. 40 cts., qt. 80 cts. (postpaid, pt. 45 cts., qt. 90 cts.), 4 qts. \$2.75, pk. \$5, bus. \$19.

White Creaseback. An early Green-podded Pole Bean. The pods grow in clusters and are from 5 to 6 inches in length, perfectly round and stringless. The white seed is excellent for winter use. Pkt. 10 cts., ½pt. 20 cts., pt. 40 cts., qt. 80 cts. (postpaid, pt. 45 cts., qt. 90 cts.), 4 qts. \$2.75, pk. \$5, bus. \$19.

White Sickle. Long, curved, fleshy pods of excellent quality. The seed is white, which makes it also valuable for winter use when dried. Pkt. 10 cts., ½pt. 20 cts., pt. 40 cts., qt. 80 cts. (postpaid, pt. 45 cts., qt. 90 cts.), 4 qts. \$2.75, pk. \$5, bus. \$19.

Yard-Long Bean. A variety imported from Japan. It is very interesting to grow as a novelty. The pods are from 3 to 4 feet in length. It is not recommended to grow for profit. Grow it "for fun." Pkt. 10 cts.

Jordan's Stringless Self-Drier Pole Bean. Through the kindness of Dr. Jordan, of Bedford, we received a small quantity of seed of this valuable Bean several years ago and this past year produced enough of it to offer a limited quantity to our customers. It is green-podded, entirely stringless, very hardy and prolific, small round white seed similar to Lazy Wife, but smaller and more round. The pods may be dried and used in winter as a green Bean. Pkt. 10 cts., ½pt. 20 cts., pt. 40 cts., qt. 80 cts. (postpaid, pt. 45 cts., qt. 90 cts.).

YELLOW-POD POLE BEANS

Early Golden Cluster Wax. Large, flat, yellow pods, borne in clusters very profusely; almost stringless. Pkt. 10 cts., ½pt. 20 cts., pt. 40 cts., qt. 80 cts. (postpaid, pt. 45 cts., qt. 90 cts.), 4 qts. \$2.75, pk. \$5, bus. \$19.

Black Wax Pole. Handsome yellow pods, borne profusely; finest quality. Pkt. 10 cts., ½pt. 20 cts., pt. 40 cts., qt. 80 cts. (ppd., pt. 45

Old Homestead, also called Kentucky Wonder. One of the best stringless Green-Pod Pole Beans

cts., qt., 90 cts.), 4 qts. \$2.75, pk. \$5, bus. \$19.

Yellow-podded Old Homestead. This new variety has all the good qualities of the green-podded variety of the same name, yet is a Yellow-pod Bean. Pkt. 10c., ½pt. 20 cts., pt. 40 cts., qt. 80 cts. (postpaid, pt. 45 cts., qt. 90 cts.), 4 qts. \$2.75, pk. \$5, bus. \$19.

ASPARAGUS (Spargel)

HOW TO GROW ASPARAGUS.—One ounce of seed will produce about 200 plants; 4 to 5 lbs. to the acre. We will furnish a special Leaflet with full directions for preparing the bed, how to set the roots, etc., free to all our customers who ask for it. Asparagus is a very profitable crop to grow. Roots should be planted early in the spring.

Clemson's Tenderheart. A new variety of exceptional value. Its size, tenderness, quality and high flavor make this superior to any other variety. Mr. J. W. Clemson, one of the most extensive growers of vegetable crops in Dauphin County, is the originator. We urge all lovers of this delicious vegetable, as well as those who grow it for market, to send in their orders early, as we have only a limited quantity of seed. **Pkt. 10 cts., oz. 30 cts., ¼lb. \$1, lb. \$3.**

Conover's Colossal. Pkt. 5 cts., oz. 10 cts., ¼lb. 25 cts., lb. 75 cts.

Barr's Mammoth. Large-stemmed, green variety. Pkt. 5 cts., oz. 10 cts., ¼lb. 25 cts., lb. 75 cts.

Palmetto. Early; prolific; dark green. Pkt. 5 cts., oz. 10 cts., ¼lb. 25 cts., lb. 75 cts.

Strong two-year-old roots of the above three kinds of Asparagus, 15 cts. per doz. (postpaid, 20 cts.), 75 cts. per 100 (postpaid, 85 cts.), \$5.50 per 1,000.



Clemson's Tenderheart Asparagus

BEETS (Salat-Nüben)

My high-quality Beet seed produces a very uniform and perfect crop. Remember, the vitality of all my seeds is tested; that is one reason why they grow better.

HOW TO GROW BEETS.—Sow the seed as soon as the ground can be properly worked. Be sure to work in Wizard Brand Pulverized Sheep Manure (we have it) or some other good fertilizer. Make the rows 12 inches apart for hand cultivation; cover the seed 1 inch; thin out the plants to stand 3 or 4 inches in the row; cultivate often; keep clean of weeds. Successive plantings may be made every 3 weeks until August 1. You will then have Beets all summer, with the last crop for winter use. At this last planting put out all you can to provide for your own use, for canning, and for selling all winter. This is one of the important winter crops so necessary to provide for during the war. One ounce will sow a row of 50 feet; 5 or 6 pounds to the acre.

Harrisburg Market Extra-Early. The favorite early Beet of the market-gardener. Extra early; dark red; shape medium between a globe and a flat. This is my choice for extra early, or first in the market. Pkt. 5 cts., oz. 20 cts., ¼lb. 60 cts., lb. \$2.


Early Model. Extremely early, of perfect globe-shape and finest in quality. Smooth and of the deepest blood-red. Pkt. 5 cts., oz. 20 cts., ¼lb. 60 cts., lb. \$2.

Eclipse. Small but grows remarkably quick. This and its very fine quality, round shape and deep red color make it a favorite for the market-gardener. Pkt. 5 cts., oz. 15c., ¼lb. 50c., lb. \$1.75.

Edmand's Blood Turnip.

One of the best varieties to follow the extra-early varieties and for late crop. Should be planted at the same time to mature just after the extra early. The shape is round; color deep red. The Beets mature very uniformly, and are fine-flavored and tender. Pkt. 5 cts., oz. 15 cts., ¼lb. 50 cts., lb. \$1.75.

Ten dollars will plant an acre of Beets, which will yield a crop of several hundred dollars.



Crosby's Improved Egyptian Beets

This Beet has been a favorite a long time, and is one of the finest extra-early Beets.

Crimson Globe. Medium-sized, smooth; rich, dark red; tops small. This Beet has become very popular, and is coming into favor with our market-gardeners more every year. Pkt. 5 cts., oz. 20 cts., ¼lb. 60 cts., lb. \$2.

Crosby's Improved Egyptian. One of the earliest Beets in cultivation; deep dark red; of excellent quality and extra-fine flavor. Small tops, making it a good forcer. A profitable market sort. Pkt. 5 cts., oz. 20 cts., ¼lb. 60 cts., lb. \$2.

Half-Long Blood. The root is a rich, dark red, very sweet, crisp and tender; does not become woody. It is very smooth and handsome. A good keeper. A half-long Beet makes a good winter variety. It is always salable. Pkt. 5 cts., oz. 15 cts., ¼lb. 50 cts., lb. \$1.75.

Schell's Deep Blood Turnip Beet

This early, globe-shaped Beet, of excellent quality, is especially esteemed on account of its dark red color, which extends entirely through the Beet, and without the light-colored rings seen in some varieties. The medium-size Beets are smooth and handsome, and are now being largely used for canning as well as for the home-garden and market. Pkt. 10 cts., oz. 25 cts., ¼lb. 75 cts., lb. \$2.50.

Long Smooth Blood-Red. The best of all long Beets. Pkt. 5 cts., oz. 15 cts., ¼lb. 50 cts., lb. \$1.75.

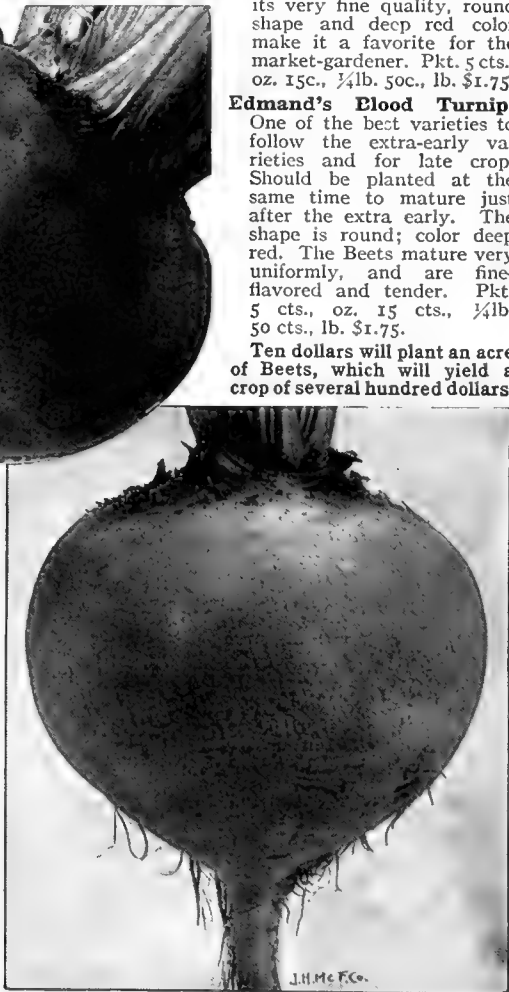
Dewing's Blood Turnip. Roots are dark red; good keeper. Pkt. 5 cts., oz. 15 cts., ¼lb. 50 cts., lb. \$1.75.

Surprise. Shaped like a top. Roots are a good size for bunching; smooth, deep red; very tender and sweet; makes a very desirable second-early. Pkt. 5 cts., oz. 15 cts., ¼lb. 50 cts., lb. \$1.75.



Edmand's Blood Turnip Beet

An especially good keeper. Many of my market-gardener customers grow Edmand's for their winter crop.



Schell's Deep Blood Turnip Beet

An excellent second-early sort. Flesh dark red. You'll like it.



SCHELL'S Black Knight Beet

This is the Beet I want you to be sure to order. It is the best Beet for all seasons. A most valuable variety to grow for early, second crop, successive plantings, and for late planting for winter use. We supply thousands of pounds of seed of my Black Knight Beet to market-gardeners everywhere, and they all claim it is the best of all good Beets.

Its color is the *deepest black-red* all the way through, as shown in this color photograph, which is an exact reproduction of the original Beets as grown from my seeds by Mr. and Mrs. Daniel Martz, of Dauphin County. They grow and sell Black Knights all sea-on through.

The Beets are of very superior quality, in addition to their rich black-red color. They are highly flavored, deliciously crisp, tender, and sweet; very smooth, clean, and of uniform shape and size. When sown early, or at the same time as the Extra-Early Harrisburg Market, it follows it closely. I recommend it highly.

Pkt. 5 cts.; oz. 20 cts.; 1/4lb. 60 cts.; 1/2lb. \$1; lb. \$2; 5 lbs. \$8.75; 10 lbs. \$15.

BEETS
continued

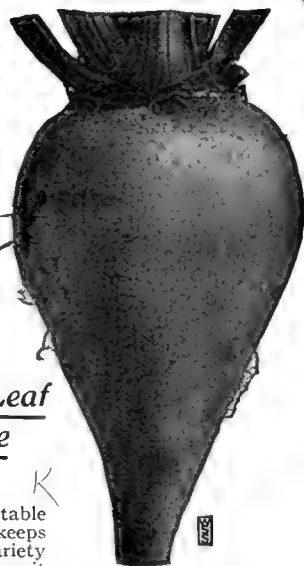
Detroit Dark Red Beet

A variety of exceptional quality and unusual attractiveness. Its handsome appearance makes it a great seller on the market. Globe-shaped, tapering slightly; smooth; dark red; very early. A good general-crop Beet. We sell thousands of pounds of seed of our fancy strain of this popular variety to market-gardeners everywhere. If Detroit is one of your leaders, plant my seed this year and have the best. **Pkt. 10 cts., oz. 20 cts., 1/4lb. 60 cts., lb. \$2.**



Detroit Dark Red Beet

Grown from my High Quality Seed. One of the best for market.



Lutz's Green-Leaf Winter Table Beet

A very large, dark red, table Beet; tender and sweet; keeps well and is a most desirable variety for fall and winter use. For slicing it is the best variety. Everyone should grow some of these for winter use. **Pkt. 5 cts., oz. 15 cts., 1/4lb. 50 cts., lb. \$1.75.**

Lutz's Green-Leaf Winter Table Beet
An excellent keeper. Very dark red.

SWISS CHARD BEET, or SEA KALE

Lucullus. Stems are cooked as a salad or pickled. This vegetable is coming into great favor, as it is being grown more extensively, and market-gardeners can soon build up a strong demand for it. Grow it! **Pkt. 10 cts., oz. 25 cts., 1/4lb. 75 cts., lb. \$2.25.**

MANGEL-WURZEL (STOCK BEETS). Six pounds will sow an acre. Dairy farmers should grow more of these for their cows. They make the best kind of winter feed, cost little and make more rich milk than almost any other feed. Fattening, breeding, and milk cattle do equally well on them. About one-fourth of the daily rations should be of roots. They are also excellent feed for poultry.

Mammoth Long Red. Very large; red flesh. Oz. 15 cts., 1/4lb. 50 cts., lb. \$1.50, 6 lbs. \$7.50.
Golden Tankard. Flesh yellow. Oz. 15 cts., 1/4lb. 50 cts., lb. \$1.50, 6 lbs. \$7.50.

Sludstrup. Reddish yellow; very large and of excellent quality for stock-feeding. Oz. 15 cts., 1/4lb. 50 cts., lb. \$1.50, 6 lbs. \$7.50.

SUGAR BEETS. HOW TO GROW THEM.—(Same as Mangel-Wurzel.) Sow 6 pounds to the acre in May or June, in rows 3 feet apart, thinning the plants when 3 inches high to 8 to 10 inches in the rows; cultivate often.

Vilmorin's Improved. Size medium, yielding from 10 to 16 tons to the acre. Oz. 15 cts., 1/4lb. 50 cts., lb. \$1.50.



Mammoth Golden Tankard Beets

When cows are fed on them, their milk looks like all cream. Yellow flesh. An acre of them will help cut down your next winter's feed bill.

Brussels Sprouts

HOW TO GROW THEM.—Sow the seed the same as cabbage, in coldframes or hotbeds for early, or outside as soon as the ground can be worked. When the plants are 3 or 4 inches high, set them out in rows like cabbage, 20 to 24 inches apart in the rows and the rows 20 inches apart for hand cultivation or 3 feet apart for horse cultivation. One ounce of seed will plant a row 200 feet long and make 2,000 to 3,000 plants.



New Prolific Exhibition

A very superior selection with very fine, even-shaped Sprouts of good size and flavor. Very prolific, as shown in the illustration. **Pkt. 10c., oz. 25 cts., 1/4lb. 80 cts., lb. \$3.**

Dwarf French Improved. The plants grow 2 to 3 feet high and produce from the sides of the stalk numerous little Sprouts which resemble very small cabbages 1 or 2 inches in diameter. The leaves should be broken down in the fall to give the little heads more room to grow; very hardy. **Pkt. 5 cts., oz. 25 cts., 1/4lb. 75 cts., lb. \$2.50.**

New Brussels Sprouts, Prolific Exhibition

CABBAGE

HOW TO GROW CABBAGE.—To get the earliest possible crops, sow the seed of the early varieties under glass (greenhouse or hotbeds) in February in beds or low boxes ("flats" we call them) about 18 inches square and 4 inches deep. Sow the seed in rows about 3 inches apart; when plants are 2½ or 3 inches high, thin them out so they will stand 2 inches apart in the rows. As soon as the ground outside can be worked properly, set out the plants in rows 2 feet apart and the plants about 18 inches apart in the rows. Nitrate of soda is good to give the plants a good start; apply it around but not against the plants. If the season is dry, water the plants freely—Cabbage is about 80 per cent water. For the late Cabbage, sow the seed outside in rows in May; transplant in July. Keep dusting them through the season with "Slug-Shot," which is not harmful to people but kills the Cabbage worms and prevents the eggs from hatching. For Cabbage lice (mostly found on underside of leaf) spray them (the lice) with "Black-Leaf 40." It kills them and is harmless to the Cabbage. (We have it.) One ounce of seed will sow a row of 300 feet and make about 2,500 plants; 4 ounces to the acre.

To obtain a crop with 95 to 98 per cent perfect heads you must have a high grade of seed such as I offer you. **Important!** The crop of Cabbage seed is one of the smallest for many years. It is to your interest to get your order in early. Please note the packet price of most varieties is 10 cents. This allows a more liberal amount of seed.

EXTRA-EARLY AND EARLY VARIETIES

Schell's New Extra-Early Perfection.

A very large, early, round-headed Cabbage of the greatest value to those who grow for market. It is without question the grandest round, hard-headed, early Cabbage



Schell's Extra-Early Perfection Cabbage

The best extra-early round-head; ready to cut about 10 days after Jersey Wakefield. Be sure to order Early Perfection.

A very large, early, round-headed Cabbage of the greatest value to those who grow for market. It is without question the grandest round, hard-headed, early Cabbage

Special Strain Extra-Early Jersey Wakefield. For gardeners wishing to lead the market this is the Cabbage. It is identical with Jersey Wakefield, except a trifle smaller, but is ready to cut fully a week to ten days earlier. Pkt. 10 cts., oz. 90 cts., ¼lb. \$3, lb. \$10.

Extra-Early Express. Extremely early; small, solid heads. Pkt. 10 cts., oz. 75 cts., ¼lb. \$2.50, lb. \$8.

Early Jersey Wakefield. The best first-early pointed-head Cabbage. Heads very solid and of best quality. Pkt. 10 cts., oz. 90 cts., ¼lb. \$3, lb. \$10.

Glory of Enkhuizen. One of the best extra-early round-headed varieties. If planted with Jersey Wakefield, will mature at the same time. Heads are round as a ball, very solid, and fine-grained. Good for second-early or late planting, being a good keeper. Pkt. 15 cts., oz. \$1, ¼lb. \$3.50, lb. \$12.

Charleston, or Large Wakefield. Similar to Jersey Wakefield but half again as large and about 10 days later. The heads are pointed. Pkt. 10 cts., oz. 90 cts., ¼lb. \$3, lb. \$10.

Early Winnigstadt. Pointed head; very much like Jersey Wakefield, except the heads are more solid and require longer to mature. Pkt. 10 cts., oz. 75 cts., ¼lb. \$2.50, lb. \$8.

Copenhagen Market. A new, early, round-headed Cabbage from Denmark; a valuable variety. Pkt. 15 cts., oz. \$1, ¼lb. \$3.50, lb. \$12.

SECOND-EARLY VARIETIES

Early Dwarf Flat Dutch. The heads are large, nearly round, solid, crisp, and tender. Pkt. 10 cts., oz. 75 cts., ¼lb. \$2.50, lb. \$8.

Limited Mail. An exceptionally fine, second-early Cabbage. The heads are between a flat and a round, are solid and come very uniform. A favorite with the market-gardeners here. Pkt. 10 cts., oz. 90 cts., ¼lb. \$3, lb. \$10.

All Head. Very large, flat, solid heads; second-early. Pkt. 10 cts., oz. 75 cts., ¼lb. \$2.50, lb. \$8.

Succession. An ideal second-early roundhead; heads will average 10 to 12 lbs. and measure from 30 to 35 inches in circumference. Fine for second-early or late crop. Pkt. 10 cts., oz. 75 cts., ¼lb. \$2.50, lb. \$8.

Early Summer. A second-early, large-heading Cabbage; an excellent keeper; does not burst readily. Pkt. 10 cts., oz. 75 cts., ¼lb. \$2.50, lb. \$8.

Drumhead Savoy. The hardest-heading of all Savoy varieties. Pkt. 10 cts., oz. 75 cts., ¼lb. \$2.50, lb. \$8.

Chinese Cabbage (Pe-Tsal or Cut Cabbage)

As tender as head lettuce and used as a salad or cooked as cabbage. Being very tender, it must be cooked quickly. The outer leaves may be used during its growth. Plant in rows 2 feet apart and 20 inches between the plants. Pkt. 10 cts., oz. 65 cts., ¼lb. \$2, lb. \$6.

LATE CABBAGES

Best for Late Fall and Winter Keeping

New Late Cabbage, Ni-tram

Without question, one of the best late Cabbages in cultivation. The heads are large, extremely hard, solid, fine-grained, and of the most excellent flavor—a "quality taste" different from other Cabbages. For keeping it is unexcelled. The heads, which are in shape between a globe and a flat, or more a half-globe, are clothed with fewer outside leaves than others, and these leaves grow upright and close to the head instead of spreading, as do other late Cabbages. This allows closer planting and a larger per cent to be grown to the acre. It is a Cabbage that I am confident will make good wherever grown, and I should like you to grow it. **Pkt. 15 cts., 1/2oz. 65 cts., oz. \$1.25; 1/4lb. \$4, lb. \$15.**



Ni-tram Cabbage. A good winter keeper



Large Late Flat Dutch. Immense heads

Large Late Flat Dutch. Immense heads; flat and of the best quality. Excellent crout Cabbage. If you want a big crop of big Cabbage grow this variety. Pkt. 10 cts., oz. 75 cts., 1/4lb. \$2.50, lb. \$8.

Houser We have no Houser Cabbage Seed for you this year. The heads put away were all lost because of the intensely severe winter of 1917-18. We have now heads put away for 1919 seed crop and hope to have an abundance of seed for you next year. Grow Danish Ballhead, Ni-tram, or Late Flat Dutch this year.

Genuine Surehead. Similar to Late Flat Dutch. Heads up very uniformly; a good keeper. Pkt. 10 cts., oz. 75 cts., 1/4lb. \$2.50, lb. \$8.

Autumn King, or World Beater. Very large, solid, flat heads; a good winter Cabbage. Pkt. 10 cts., oz. 75 cts., 1/4lb. \$2.50, lb. \$8.

Mammoth Rock Red. Largest-heading red Cabbage. More of this variety should be grown here. Pkt. 10c., oz. 75c., 1/4lb. \$2.50, lb. \$8.

Danish Roundhead. A late variety, but matures earlier than the Danish Ballhead. Pkt. 15 cts., oz. \$1.25, 1/4lb. \$4, lb. \$15.


Late Danish Ballhead

One of the best hard-heading, round, late Cabbages grown. Thousands of acres are planted annually with this favorite Cabbage. For late crop it cannot be excelled for its fine flavor, firmness of grain, beautiful ball-shaped heads, nor for its keeping qualities. (See illustration.) **Pkt. 15c., oz. \$1.25, 1/4lb. \$4, lb. \$15.**



Danish Ballhead

Next to Houser this is the popular late Cabbage. My seed of it is produced from just such perfect type heads as these.



Oxheart Carrots



Kelway Carrots

The Kelway Carrot

This new Kelway Carrot is the brightest scarlet as to skin, the smoothest-grained texture as to flesh, of all the half-long Carrots. It is of the most perfect form, pointed-rooted, with a broad high shoulder; about 7 inches in length; unequalled for beauty and quality. Pkt. 10 cts., oz. 25 cts., 1/4 lb. 75 cts., lb. \$2.75.



Danvers Half-Long

CARROTS

HOW TO GROW THEM.—Carrots grow the best in deep, loose, fertile soil, although any good garden soil well worked will produce Carrots. Wizard Brand Pulverized Sheep Manure, which contains much humus, is good to work in the soil (we have it). For the first crop, sow the seed in April as soon as the soil is warm and fit to work, then make successive plantings until August 1, the last for fall or winter use. Make the rows 12 to 15 inches apart; cover the seed 1/2 inch deep; then thin out the plants so they will stand 3 to 4 inches apart in the rows. One ounce will sow a row 100 feet long; 3 to 4 pounds to the acre.

Danvers Half-Long. Slightly longer than Chantenay. Rich orange-red roots; smooth and handsome, tapering to a blunt point. Flesh sweet and crisp; one of the best for market. Pkt. 5 cts., oz. 20 cts., 1/4 lb. 60 cts., lb. \$2.

Chantenay. A half-long, stump-rooted Carrot; smooth; rich orange color; best quality. Pkt. 5 cts., oz. 20 cts., 1/4 lb. 60 cts., lb. \$2.

Improved Long Orange. Longer than either of the above and tapers to a sharp point. Good quality and good keeper. Pkt. 5 cts., oz. 20 cts., 1/4 lb. 60 cts., lb. \$2.

Oxheart. A short, thick, stump-rooted Carrot of the best quality. Comes early. Will grow well in stony ground where long-rooted varieties would grow into crooked shapes. Oxheart is an elegant market variety. Pkt. 5 cts., oz. 20 cts., 1/4 lb. 60 cts., lb. \$2.

Rubicon. A very handsome, stump-rooted Carrot about the length of Danvers, but thicker; rich dark orange in color. Pkt. 5 cts., oz. 20 cts., 1/4 lb. 60 cts., lb. \$2.


Be sure to order
Black Knight
Beets and Yellow
Bountiful
Beans—both
are extra fine.

Early Scarlet Horn. Excellent for early planting out-of-doors. Tops are small. Roots are top-shaped, tapering abruptly to a small top. Skin is orange-red. Pkt. 5 cts., oz. 20 cts., 1/4 lb. 60 cts., lb. \$2.

White Belgian. The best field Carrot. Oz. 15 cts., 1/4 lb. 40 cts., lb. \$1.25.

New Carrot, Early Market

This is a stump-rooted Carrot. It grows very quickly and gives a heavy crop of sound, smooth, heavy-shouldered roots. It is sure to become a very popular sort for market. The illustration shows the perfect shape of Early Market and you will find it a ready seller on the market because of its very attractive appearance. If you have not already grown this variety, do so this year, for I consider it one of the best and very early. Pkt. 10 cts., oz. 25 cts., 1/4 lb. 75 cts., lb. \$2.75.



Early Market Carrots

CELERY (Sellerie)

HOW TO GROW CELERY.—To have matured Celery early in the summer, sow seed of the early varieties under glass in February; set the plants out in May. Celery seed is by no means so easy to grow as most other seeds. For fall and winter crops, sow the seed in April or May, depending on the condition of the soil. To get Celery seed to germinate and give you a good stand of strong plants, you must have the soil worked deep, very fine and loose, moist and warm. Sow the seed in rows a foot apart for hand cultivation. Keep moist; prevent soil from becoming dry or "crusted." In June set out the plants 6 inches apart in the rows, having the soil well prepared. Make the rows 2 to 3 feet apart, depending on the amount you are growing and whether for hand or horse cultivation. Blanching is done by banking up the earth around the plants gradually until within a few inches of the top. One ounce will produce about 5,000 plants.

My Celery seed is of that same high standard of quality required for high-class trade, and means the highest prices and quickest sales to the gardeners who use it.

MR. RHORBACH, market-gardener and extensive plant-grower, said: "I never in my life saw Celery seed germinate so quick, so strong, and produce so many plants as your seed. From one ounce of your Columbia I actually raised and sold 25,000 plants and all the other varieties in the same proportion."

WM. C. CARL, Lebanon County, says: "I never had such an abundance of Giant Pascal, Winter Queen, White Plume, Houser, and Yellow as Gold. The seed germinated wonderfully strong."



Hargest's Allheart Celery

White Plume Celery

This splendid Celery is improving from year to year under high culture and careful selection. It is a truly beautiful type. No other Celery naturally turns white upon reaching maturity—all others require blanching with boards or with earth. The Golden Self-blanching naturally turns yellow, but this one turns white. Not only does the stem whiten, but the leaf itself. White Plume Celery is one of the most showy varieties that can be put upon the market. As to crispness and quality, White Plume is all that can be desired of a white Celery. It is very early, and my stock is extra fine. The crops of my customers show the quality of the seed I sell them. **Pkt. 5 cts., 1/2oz. 20 cts., oz. 40 cts., 1/4lb. \$1.25, lb. \$3.50.**

Hargest's Allheart Celery

A Variety of Great Value

Allheart is a late Celery, the result of a most exhaustive selection of certain type plants which possessed the four essentials necessary for the best Celery, which are, flavor, abundance of hearts, size and attractive appearance. There are big bunches of hearts in each stalk; it grows as high as White Plume. Its flavor is like that of Giant Pascal, but it does not resemble it, being more stalky, light green, blanches up easier and to a rich golden yellow. One of the best keepers. I urge all my customers to grow **Allheart**, knowing that it will please and prove profitable. We have received many letters from Celery-growers praising the good qualities of **Allheart**. (See illustration above.) **Pkt. 10 cts., 1/2oz. 50 cts., oz. \$1, 1/4lb. \$3.50, lb. \$12.**



White Plume Celery.
Of superior quality, as grown from my seed.

HIGH QUALITY CELERY never needs to hunt for a market. The market will **FIND YOU** if you have it. Plant Schell's Quality Seed and have the best.



Grown by
MR. ERNEST
GARRAHAN.
Quality
unexcelled

Easy-Blanching Celery

One of the most valuable commercial Celeries on the market. It averages 24 inches high on good soil, and has a wealth of rich, nutty flavored hearts and inside stems, every bite of which creates a desire for more. All the stems of the entire stock are thick, brittle, very tender, and of exquisite flavor, and it is a good keeper. Its market value is doubled because of its *quick and easy-blanching* characteristic, giving it that rich, attractive, golden yellow color, so desirable and necessary, long before it is possible to produce it on the other green Celeries. *My seed is a fancy strain produced from perfect specimen plants.* It is simply perfect. I urge everyone, whether large or small grower, to be sure to grow **Easy-Blanching**.

Prices: Lb. \$25; 1/2lb. \$13; 1/4lb. \$7; 2 ozs. \$4; oz. \$2.25; 1/2oz. \$1.25; 1/4oz. 65 cts.; pkt. 15 cts.

"We had the finest quality Celery and the most profitable crop this year, we ever grew on my farms." ADAM HEISZ, Luzerne County, Pa. Mr. Heisz refers to his crop of Easy-Blanching Celery. He bought a pound of the seed from me last season and has ordered again for this season. This is a strong testimonial on the superior quality of our Celery, for Mr. Heisz has been growing Celery for 30 years on two of the most fertile farms in this county, so he knows what *extra-fine* Celery is. Follow his example and send for Schell's Easy-Blanching.

The Houser Celery

The Houser is a most valuable green Celery, blanching easily to a beautiful white, with rich yellow heart. The plants grow about 20 inches high, the stems are clean and smooth, almost round, very brittle, with a distinctly rich, crisp, nutty flavor, the quality which creates a demand for your crop. It is an excellent keeper. If I had space to print the many testimonials as to its fine quality, written by many of my customers, you would not fail to order it after reading them. Everybody praises it. This new Houser Celery is sure to please every market-gardener who grows it. **Pkt. 15 cts., 1/2oz. 75 cts., oz. \$1.25, 1/4lb. \$4, lb. \$16.**

Schell's Yellow as Gold

Positively the finest and purest rich golden yellow Celery grown. There are a great many strains of yellow, self-blanching Celery; some are good; some are very undesirable. This **Yellow as Gold** is a private stock which cannot be surpassed. I urge you to try it out alongside of any strain offered by any seedsman, and let it prove itself. It has that rich, nutty flavor and handsome color which make it a quick seller. **Pkt. 15 cts., 1/2oz. 75 cts., oz. \$1.25, 1/4lb. \$4, lb. \$16.**

Golden Self-blanching. (French.) The finest standard strain of Self-blanching Celery. Pkt. 10 cts., oz. \$1, 1/4lb. \$3.50, lb. \$12.

Giant Pascal. Very large, thick, solid and crisp, with a rich, nutty flavor. A good-keeping green Celery. It is one of the leading varieties grown by market-gardeners for winter keeping. When "banked," it blanches very easily and quickly. Be sure to grow some of it. Pkt. 5 cts., oz. 30 cts., 1/4lb. \$1, lb. \$3.50.

Winter Queen. A very thick, solid stock with a great deal of heart; excellent quality and a good keeper. Pkt. 5c., oz. 25c., 1/4lb. 75c., lb. \$2.75.



The Houser Celery

A variety that, once grown by market-gardeners or private gardeners, will always be grown. It is simply *delicious*



Giant Pascal, that big winter Celery with the rich flavor. My seed of it is *extra fine*

Columbia. An early-maturing sort, unsurpassed in shape and quality. The plant is of medium height but very stocky and heavy. The stalks are thick, almost round, resembling in shape those of Giant Pascal; the color has in it more of the rich yellow tint of Golden Self-blanching, which it resembles very much in appearance when trimmed and bunched for the market. Pkt. 5 cts., oz. 75 cts., 1/4lb. \$2.50, lb. \$8.

Boston Market. Solid, half-round, green stalks, blanching white; crisp and tender; dwarf and robust. Pkt. 5 cts., oz. 20 cts., 1/4lb. 75 cts., lb. \$2.50.

Winter King. A green Celery with an abundance of golden yellow hearts. One of the best keepers. Large, solid, nut-flavored stems. Pkt. 5 cts., oz. 30 cts., 1/4lb. 85 cts., lb. \$2.75.

Dwarf Golden Heart. Large heart; solid, round stalks, blanching golden yellow; crisp and fine; a good keeper. Pkt. 5 cts., oz. 20 cts., 1/4lb. 65 cts., lb. \$1.75.

Schumacher. Very solid and crisp and a rich, nutty flavor; hearts are large and firm and yellow as gold. Pkt. 5 cts., oz. 20 cts., 1/4lb. 65 cts., lb. \$1.75.

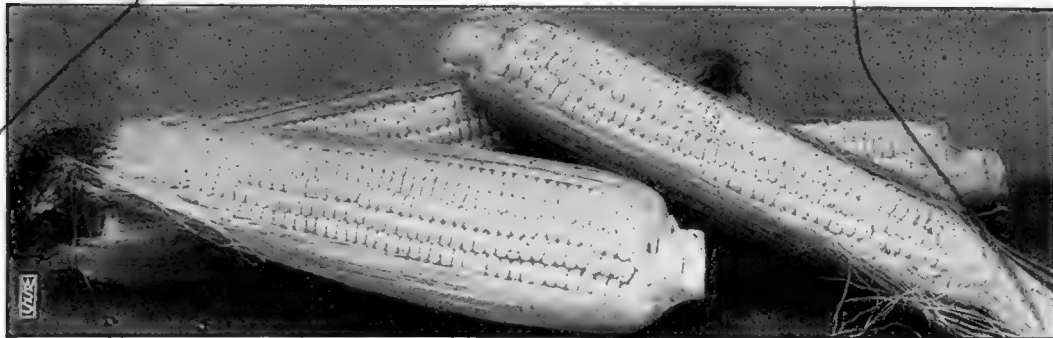
Evans' Triumph. A very fine, large, solid green Celery of the best quality. Pkt. 5 cts., oz. 20 cts., 1/4lb. 65 cts., lb. \$1.75.

New Rose. An excellent keeper. The color is a beautiful shade of rose and, like all red Celeries, of exceptionally fine flavor; solid, crisp and stringless. Pkt. 5 cts., oz. 20 cts., 1/4lb. 65 cts., lb. \$1.75.

Pink Plume. Same as White Plume except stalks are tinged with pink; richly flavored and a good keeper. Pkt. 5 cts., oz. 20 cts., 1/4lb. 65 cts., lb. \$1.75.

Magnificent. Large-ribbed; immense hearts; grows about as large as Winter Queen; an excellent keeper. Pkt. 5 cts., oz. 40 cts., 1/4lb. \$1.50, lb. \$5.

Soup or Flavoring Celery. Seed for flavoring only—not for planting. Oz. 10 cts., lb. 50 cts.



Schell's Silver Beauty

Its flavor is different, so sweet and luscious! Large ears, extra early, a most excellent variety. Silver Beauty is being grown by gardeners everywhere.

SWEET CORN

HOW TO GROW SWEET CORN.—Prepare the soil thoroughly; enrich it by working in manure. Corn needs it. Wizard Brand Pulverized Sheep Manure is fine for Corn (we have it). For horse cultivation, make rows 3 feet apart, for the home-garden 2 feet apart, and plant the hills from 1 to 2 feet apart in the rows. The early varieties, producing smaller stalks, can be planted closer than the big late Corns. If planted very early, before the soil is warm, of course you take some risk of the seed rotting. If it does, don't blame the seed; remember that you took a risk against nature. Most gardeners take such a risk in order to get very early crops. Cover seed lightly when planted early—about $\frac{1}{2}$ inch, and 1 to $1\frac{1}{2}$ inches when soil is warm, and deeper in summer when soil is dry. Remember that seed needs moisture and warmth to germinate it. To have Corn all season, plant every two weeks up to July 15. One quart will plant 200 hills; 10 quarts to an acre.

NOTE.—I guarantee my Corn to germinate. After you get it, plant twenty-five seeds in a box or flower-pot, attend to it properly, and prove to your own satisfaction that my seed will germinate satisfactorily, as I say. I cannot, however, guarantee the crop against weather and soil conditions. These are beyond my control. Sweet Corn seed is liable to rot if planted in too wet or cold ground. My Sweet Corn is all carefully selected, gilt-edged stock, tipped and butted.

July 15, 1918. Dear Sir: I planted your Silver Beauty on May 2 and it is now ready to use. Almost every stalk has 3 ears and quite a number have 5 ears each.—E. C. HUMMER, Camp Hill.

EXTRA-EARLY VARIETIES. READY FOR MARKET IN 55 TO 65 DAYS

Schell's New Silver Beauty

The sweetest, largest, and grandest extra-early Sweet Corn that has, in my judgment, up to this time, been introduced

When soil and weather conditions have been just right for planting, germination and growth, this splendid Sweet Corn, **Silver Beauty**, will be ready for market in about nine weeks, or from sixty to seventy days, as early as the small-eared varieties, while the ears are almost twice as large, averaging 10 inches in length. It is a Corn grown and bred to perfection. Its beautiful, silvery white rows of big, deep grains make it sell on sight. Its earliness and quality bring highest prices. By making two or three plantings, ten days apart, you will have a continuous supply until Stowell's Evergreen, the big late Corn, comes in. Grow it this year and have the best and largest early Sweet Corn on the market. In planting this very early, while the soil is still real moist, cover only lightly. It will come through quicker and push right ahead. **Pkt. 10 cts., pt. 30 cts., qt. 60 cts., 2 qts. \$1.20, 4 qts. \$2.25, pk. \$3.75, bus. \$14.**

Premo. The earliest Sweet Corn in cultivation; small ear. Pkt. 10 cts., pt. 25 cts., qt. 50 cts., 2 qts. \$1.4 qts. \$1.90, pk. \$3.50, bus. \$13.

Crosby's Extra-Early Sugar. Medium size and very sweet. Pkt. 10 cts., pt. 25 cts., qt. 50 cts., 2 qts. \$1.4 qts. \$1.90, pk. \$3.50, bus. \$13.

Extra-Early Red Cory. A very early variety; very sweet. Pkt. 10 cts., pt. 25 cts., qt. 50 cts., 2 qts. \$1.4 qts. \$1.90, pk. \$3.50, bus. \$13.

Adam's Extra-Early Dwarf. Can be planted very early; is not a Sweet Corn, but is classed with Sweet Corn and sold as such. Ready in fifty-five days from planting. Pkt. 10 cts., pt. 25 cts., qt. 50 cts., 2 qts. \$1.4 qts. \$1.90, pk. \$3.50, bus. \$13.


Large Early Adams, or Burlington. The same kind of Corn as the above, but grows taller, ears are a trifle larger, and is not quite so early. Pkt. 10 cts., pt. 25 cts., qt. 50 cts., 2 qts. \$1.4 qts. \$1.90, pk. \$3.50, bus. \$13.

Golden Bantam. Extra early; beautiful golden yellow ears; very sweet. Pkt. 10 cts., pt. 25 cts., qt. 50 cts., 2 qts. \$1.4 qts. \$1.90, pk. \$3.50, bus. \$13.

Peep-o'-Day. One of the very earliest; very sweet, delicate flavor. Pkt. 10 cts., pt. 25 cts., qt. 50 cts., 2 qts. \$1.4 qts. \$1.90, pk. \$3.50, bus. \$13.

Early White Cory. Grows about 5 feet high, usually two fine ears to the stalk, ready in about sixty-five days. Pkt. 10 cts., pt. 25 cts., qt. 50 cts., 2 qts. \$1.4 qts. \$1.90, pk. \$3.50, bus. \$13.

Sweet Corn is another one of the crops that should be grown in large quantities at the last planting for drying or evaporating for winter food. No gardener or farmer can grow too much for this purpose; it is needed, and a ready market will take all you grow. Do not hesitate to plant much because of the high price of the seed, for it takes but 10 quarts to the acre, which should produce for you a most profitable crop. A dozen ears of Stowell's Evergreen will make a quart of evaporated corn for winter food worth 50 cents.



Country Gentleman

That deliciously sweet deep-grained Corn, grown from my pure-bred seed by Mr. F. S. Harvey, market-gardener

SECOND-EARLY VARIETIES

READY FOR MARKET IN 70 TO 80 DAYS

- Kendel's Early Giant.** The largest-eared second-early Corn; very fine. Pkt. 10 cts., pt. 25 cts., qt. 50 cts., 2 qts. \$1, 4 qts. \$1.90, pk. \$3.50, bus. \$13.
- Early Evergreen.** Almost as large as Stowell's Evergreen and ripens ten days earlier. Pkt. 10 cts., pt. 25 cts., qt. 50 cts., 2 qts. \$1, 4 qts. \$1.90, pk. \$3.50, bus. \$13.
- Early Minnesota.** A very fine, early Corn; a good-sized ear. Pkt. 10 cts., pt. 25 cts., qt. 50 cts., 2 qts. \$1, 4 qts. \$1.90, pk. \$3.50, bus. \$13.
- Howling Mob.** A very large-eared second-early Corn. Matures in about seventy days, or ten days after the extra-early sorts; very fine. Pkt. 10 cts., pt. 25 cts., qt. 50 cts., 2 qts. \$1, 4 qts. \$1.90, pk. \$3.50, bus. \$13.
- Mammoth Early.** Very large ears and very sweet. Pkt. 10 cts., pt. 25 cts., qt. 50 cts., 2 qts. \$1, 4 qts. \$1.90, pk. \$3.50, bus. \$13.
- Metropolitan.** Large, handsome ears; very early. Pkt. 10 cts., pt. 25 cts., qt. 50 cts., 2 qts. \$1, 4 qts. \$1.90, pk. \$3.50, bus. \$13.
- Nonesuch.** A good second-early, very much like Perry's Hybrid. Pkt. 10 cts., pt. 25 cts., qt. 50 cts., 2 qts. \$1, 4 qts. \$1.90, pk. \$3.50, bus. \$13.
- Black Mexican.** Grains are black and very sweet. When first perfected the grains are white and are then at their best. Pkt. 10 cts., pt. 25 cts., qt. 50 cts., 2 qts. \$1, 4 qts. \$1.90, pk. \$3.50, bus. \$13.


LATE VARIETIES

READY FOR MARKET IN 90 DAYS

May 25, 1918

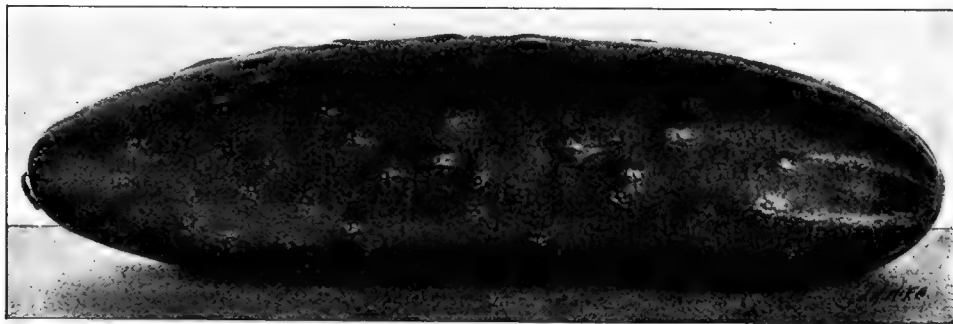
Dear Sir: The Stowell's Evergreen Sweet Corn I got from you last year was the finest I ever saw.—O. E. RUMBERGER, Juniata Co.

- Stowell's Evergreen.** The best late or main-crop Corn; large ears; deep grains of the best quality. My stock of this is exceptionally fine, and it costs me considerably more to have it closely selected, butted and tipped. It is worth very much more to you than ordinary seed sold at 10 and 15 cts. per quart. If you compare the seed, you will agree with me. Make a planting every two weeks for Corn all summer. Pkt. 10 cts., pt. 25 cts., qt. 50 cts., 2 qts. \$1, 4 qts. \$1.90, pk. \$3.50, bus. \$13.
- Country Gentleman.** Deep grains, zigzag rows; exceedingly sweet. Matures in about 90 days. Pkt. 10 cts., pt. 25 cts., qt. 50 cts., 2 qts. \$1, 4 qts. \$1.90, pk. \$3.50, bus. \$13.
- Golden Cream.** A new, exceedingly sweet yellow-grained Corn, just like Country Gentleman except in color. It is a cross between it and Golden Bantam. Pkt. 10 cts., pt. 25 cts., qt. 50 cts., 2 qts. \$1, 4 qts. \$1.90, pk. \$3.50, bus. \$13.
- Henderson's Sugar.** Large-eared, late Corn. Pkt. 10 cts., pt. 25 cts., qt. 50 cts., 2 qts. \$1, 4 qts. \$1.90, pk. \$3.50, bus. \$13.
- Mammoth Late.** Very large ears and deep grains. Pkt. 10 cts., pt. 25 cts., qt. 50 cts., 2 qts. \$1, 4 qts. \$1.90, pk. \$3.50, bus. \$13.
- White Evergreen.** Matures about a week earlier than Stowell's. Pkt. 10 cts., pt. 25 cts., qt. 50 cts., 2 qts. \$1, 4 qts. \$1.90, pk. \$3.50, bus. \$13.
- POP CORN, Golden Queen, and White Rice.** Pkt. 10 cts., pt. 20 cts., qt. 35 cts., 2 qts. 70 cts., 4 qts. \$1.25, pk. \$2.50, bus. \$8.



Stowell's Evergreen

The big-eared, long-grained, main-crop Sweet Corn. Plant a patch every two weeks and have it coming all season.



Improved Long Green Cucumber—always a good one. My seed is selected from just such perfect types.

CUCUMBERS

HOW TO GROW CUCUMBERS.—They want a rich, warm, well-worked soil. Plant in hills about 4 feet apart each way. Plant 8 or 10 seeds in each hill. When the plants are up strong, thin out, leaving four of the strongest ones in each hill. For early crop, plant as soon as the weather is settled and soil is warm, during May. By starting plants under glass or in pots, they will have a good start and can be set out in May. For pickles, for late use, and for canning, plant in June. Other plantings may be continued until July 15. Keep gathering the Cucumbers; do not allow any to ripen, or it will stop the vines from continuing to bear. Spray the plants from the very beginning with Pyrox; it kills the bugs and prevents blight. One ounce will plant 50 hills; 2 pounds to the acre.

Klondyke. One of recent introduction and one that is superior as a market variety. Perfect shape, dark green, about the size of White Spine; very vigorous plants which are wonderfully prolific; early. I recommend it highly. Pkt. 5 cts., oz. 15 cts., ¼lb. 50 cts., lb. \$1.50.

Early Green Cluster. Very prolific; small; of good form; especially fine for pickling. Pkt. 5 cts., oz. 15 cts., ¼lb. 40 cts., lb. \$1.25.

Fordhook Famous. Unusually long, with uniform shape; never turns yellow. Pkt. 5 cts., oz. 15 cts., ¼lb. 40 cts., lb. \$1.25.


Improved White Spine. Good shape; smooth; light green with white spines. Pkt. 5 cts., oz. 20 cts., ¼lb. 50 cts., lb. \$1.50. (See illustration.)

Davis Perfect. Similar to White Spine, except darker green; very fine. (See illustration.) Pkt. 5 cts., oz. 20 cts., ¼lb. 50 cts., lb. \$1.50.

Improved Long Green. The market-gardener's favorite. A big yielder. (See illustration.) Pkt. 5 cts., oz. 20 cts., ¼lb. 50 cts., lb. \$1.50.

Jersey Pickle. Very productive; the small fruits are used for pickles, the larger ones for sweet pickles. Pkt. 5 cts., oz. 20 cts., ¼lb. 50 cts., lb. \$1.50.

Early Frame, or Short Green. A good pickling variety and for medium-sized Cucumbers for slicing. Pkt. 5 cts., oz. 15 cts., ¼lb. 40 cts., lb. \$1.25.



Davis Perfect Cucumber

Perfect in shape; rich, dark green. This is one of the best market varieties

Early Green Prolific, or Boston Pickling. Yields a big crop and is valued for small as well as medium-sized pickles. Pkt. 5c., oz. 15c., ¼lb. 40c., lb. \$1.25.

Everbearing. A heavy yielder and comes very early. If the fruits are kept gathered, the vines will continue bearing throughout the season. Fruits dark green. Pkt. 5 cts., oz. 15 cts., ¼lb. 40 cts., lb. \$1.25.


Cumberland. Rich pea-green color. Pkt. 5 cts., oz. 15 cts., ¼lb. 40 cts., lb. \$1.25.

Cool and Crisp. Pkt. 5 cts., oz. 15 cts., ¼lb. 40 cts., lb. \$1.25.

Japanese Climbing. Pkt. 5 cts., oz. 25 cts.


Gherkin, or Bur. A prickly variety. Pkt. 5 cts., oz. 25 cts.

Spray your Cucumber plants with Pyrox from the time they first come through the ground until they begin to bear. Do not wait to see the bugs or blight; have Pyrox there first. We have it.



Improved White Spine Cucumber

Another of the leading market varieties. A specimen of a perfect crop grown from my seed by Mrs. C. A. Harman



Schell's Extra-Early Snowball Cauliflower

CAULIFLOWER (Blumentohl)

One ounce will produce about 3,000 plants

My stock of Cauliflower is the very highest quality, producing beautiful heads such as required for fancy trade; the seed is gilt-edge, extra quality.

Schell's Special-Stock Extra-Early Dwarf Erfurt. For forcing under glass or for first-early outside growing this stock is beyond question the best variety. It is very dwarf and compact, with small leaves, short stems and large, white heads. Small pkt. 20 cts., 1/4oz. \$1.50, 1/2oz. \$2.50, oz. \$5.

Schell's Special-Stock Extra-Early Snowball. My special stock of this popular variety is unequalled. One of the best for forcing under glass or for outside. It follows, in maturing, my stock of Extra-Early Dwarf Erfurt. Pkt. 20 cts., 1/4oz. \$1.25, 1/2oz. \$2, oz. \$4.

Dry Weather. It grows tall and has proved to be able to withstand hot, dry weather, producing large, white heads in spite of the lack of moisture required by other varieties. Pkt. 20 cts., 1/4oz. \$1.25, 1/2oz. \$2, oz. \$4.

Schell's Large Early Snowball. A larger-heading variety of the above; does not mature quite so early. Pkt. 20 cts., 1/4oz. \$1.25, 1/2oz. \$2, oz. \$4.

Schell's Quality. The largest-heading and surest crop of all. In quality it is of the finest. It matures after my Large Early Snowball. Small pkt. 20 cts., 1/4oz. \$1.50, 1/2oz. \$2.50, oz. \$5.

CHICORY (Eichorienwurzel)

One ounce will sow a row 100 feet long

Witloof. Known in restaurants as French Endive. Treat as endive, except late in summer gradually bank up like celery. It makes a delicious salad. Pkt. 5 cts., oz. 40 cts., 1/4lb. \$1.25, lb. \$4.

COLLARDS

One ounce will produce about 3,000 plants

Southern Giant. Used in the South as a substitute for cabbage. Pkt. 5 cts., oz. 15 cts., 1/4lb. 35 cts., lb. \$1.25.

CELERIAC, or TURNIP-ROOTED CELERY

(Knollen-Cellerie)

Large Smooth. Turnip-shaped roots, highly esteemed either cooked for flavoring soup or sliced and used as a salad. Pkt. 5 cts., oz. 25 cts., 1/4lb. 85 cts., lb. \$2.50.

CHERVIL

Fine Curled. Leaves are used for flavoring soups and stews and for garnishing. Pkt. 5 cts., oz. 15 cts., 1/4lb. 40 cts.

CORN SALAD, or FETTICUS (Rabinschen, oder Feldsalat)

Three ounces will sow a row 100 feet long

Hardy little plants grown for late fall, winter and spring use as a salad. Sow seed in August or September. Pkt. 5 cts., oz. 15 cts., 1/4lb. 40 cts., lb. \$1.25.

CRESS (Garten und Brunnenkresse)

Extra-Curled, or Pepper Grass. Pkt. 5 cts., oz. 15 cts., 1/4lb. 40 cts.

True Water Cress. Pkt. 5 cts., oz. 35 cts., 1/4lb. \$1.25.

DANDELION (Löwenzahn)

One ounce will sow a row 100 feet long

Sow early in spring, keep clean of weeds, and the following spring the leaves will be fit to cut.

Improved Large-leaved. Pkt. 5 cts., oz. 30 cts., 1/4lb. \$1, lb. \$3.50.

EGGPLANT (Eierpflanze)

Black Beauty. This is, without question, the best Eggplant. The fruits are large, jet-black, of fine shape and average two to three pounds in weight. They ripen early, the plants are dwarf and bear their fruits close to the main stem. It is the choice of all our gardeners. Two weeks earlier than New York Improved. **Pkt. 10 cts., 1/2oz. 30 cts., oz. 60 cts., 1/4lb. \$1.75, lb. \$6.**

New York Improved Spineless. The standard variety. Pkt. 5 cts., 1/2oz. 25 cts., oz. 50 cts., 1/4lb. \$1.50, lb. \$5.

ENDIVE (Endivie)

One ounce will sow a row about 200 feet long

Green Curled. Pkt. 5 cts., oz. 15 cts., 1/4lb. 45 cts., lb. \$1.50.

White Curled. Pkt. 5 cts., oz. 15 cts., 1/4lb. 45 cts., lb. \$1.50.

Broad-leaved Batavian. Pkt. 5 cts., oz. 15 cts., 1/4lb. 45 cts., lb. \$1.50.

Winter Golden Heart. Beautifully fringed leaves; large, white hearts and broad stems. Pkt. 5 cts., oz. 20 cts., 1/4lb. 50 cts., lb. \$1.75.

KALE, or BORECOLE

(Grün oder Blätterkohl)

One ounce will produce about 5,000 plants

Dwarf Siberian. Of dwarf growth. Leaves are large and broad and slightly curled at the edges. Pkt. 5 cts., oz. 20 cts., 1/4lb. 65 cts., lb. \$2.25.

Dwarf Green Curled Scotch, or Dwarf German. The leaves are very curly, bright green, tender, and of delicate flavor. Pkt. 5 cts., oz. 20 cts., 1/4lb. 65 cts., lb. \$2.25.

KOHLRABI (Kohlrabi)

One ounce will sow a row about 200 feet long

Early White Vienna. The most popular sort. Pkt. 5 cts., oz. 25 cts., 1/4lb. 75 cts., lb. \$2.75.

Early Purple Vienna. Pkt. 5 cts., oz. 25 cts., 1/4lb. 75 cts., lb. \$2.75.

LEEK

(Lauch)

One ounce will sow a row 150 feet long

Large American, or London Flag. Large; thick stems. Pkt. 5 cts., oz. 25 cts., 1/4lb. 75 cts., lb. \$2.50.

Monstrous Carentan. Large, broad, flat leaves. Pkt. 5 cts., oz. 25 cts., 1/4lb. 75 cts., lb. \$2.50.



Black Beauty Eggplant

LETTUCE

SOW PLENTY OF LETTUCE;
IT GROWS QUICKLY, SELLS
QUICKLY, AND IS PROFITABLE

HOW TO GROW LETTUCE.—To grow head Lettuce early, sow the seed in February or March in boxes or flats or in hotbeds in close rows. When an inch or more high, transplant to other flats or coldframes. Set plants about 2 inches apart each way. From there set out in the garden as soon as the soil is warm, placing the plants 6 or 8 inches apart in rows 12 inches apart. Where there are no hotbeds or flats, sow the seed outside when weather permits and transplant outside. For loose-leaf or cutting Lettuce, sow the seed either broadcast or in rows; make sowings every 2 weeks for Lettuce all summer, and cut as it comes. Cover seed by raking over if sowed broadcast, or the birds will get most of it. Sowing in rows is best, for then seed can be covered and plants cultivated. One ounce will produce about 2,000 plants.

Black-seeded Simpson. Produces a mass of light green, curly leaves, each individual plant attaining a large size. Very fine. One of the most desirable varieties for the home-garden as well as for market. Grows very quickly. Pkt. 5 cts., oz. 20 cts., $\frac{1}{4}$ lb. 50 cts., lb. \$1.50.

Boston Market, or White-seeded Tennisball. Early; small, compact heads; good forcing variety. Pkt. 5 cts., oz. 20 cts., $\frac{1}{4}$ lb. 50 cts., lb. \$1.50.

California Cream Butter. Very large, solid heads, the inside of which is a beautiful, rich, creamy white. Pkt. 5 cts., oz. 20 cts., $\frac{1}{4}$ lb. 50 cts., lb. \$1.50.

Wonderful, or New York. Forms very large heads with crumpled outside leaves and a golden yellow heart. Pkt. 5c., oz. 20c., $\frac{1}{4}$ lb. 50c., lb. \$1.50.

Zero. The perfect head, the crisp and delicious quality make this a very desirable variety. Pkt. 5 cts., oz. 20 cts., $\frac{1}{4}$ lb. 50 cts., lb. \$1.50.

Wayahead. Medium-sized, tightly folded heads with rich, buttery, yellow centers. Extra early; excellent quality. Pkt. 5c., oz. 20c., $\frac{1}{4}$ lb. 50c., lb. \$1.50.

Brittle Ice. The heads are tightly folded, blanch to a silvery white and are crisp and brittle like celery. Pkt. 5 cts., oz. 20 cts., $\frac{1}{4}$ lb. 50 cts., lb. \$1.25.

Denver Market. Very curly, loose heads; tender and delicious; good for forcing or outside. Pkt. 5 cts., oz. 20 cts., $\frac{1}{4}$ lb. 50 cts., lb. \$1.50.

Early White Cabbage. Close heads; fine flavor. Pkt. 5 cts., oz. 20 cts., $\frac{1}{4}$ lb. 50 cts., lb. \$1.50.

Deacon. Stands the heat well. Heads are large and often as solid as cabbage; very fine. Pkt. 5 cts., oz. 20 cts., $\frac{1}{4}$ lb. 50 cts., lb. \$1.50.

Grand Rapids Lettuce. Everybody Should Grow It.

Grand Rapids is grown by all growers wherever the market demands a loose-leaf Lettuce. It is the leading variety for outside as well as under glass.

It grows very quickly, and by sowing a patch every ten days the crops are coming in all the time. The large, broad leaves are beautifully curled along the edges, are rich light green, exceptionally tender and crisp, and of the finest quality. It is a profitable crop for all who grow it; ideal for home-garden.

My strain of it is used by particular growers everywhere. Send me your order. **Pkt. 5 cts., oz.**

**25 cts., $\frac{1}{4}$ lb. 75 cts.,
lb. \$2.50, 10 lbs.
\$22.50.**



Grand Rapids Lettuce. One-half natural size

Grown from my high-quality seed by Mr. Edward Grosz, market-gardener and greenhouse vegetable grower. Mr. Grosz says: "I never grew finer Lettuce." That is what all say of my strain of Grand Rapids. Order it now.

LETTUCE, continued

Iceberg. It matters not whether grown to a head in early spring or the hottest days of summer, the leaves are always crisp and tender. Pkt. 5 cts., oz. 20 cts., ¼lb. 50 cts., lb. \$1.50.

Silver Ball. Solid, silvery white heads. Pkt. 5 cts., oz. 20 cts., ¼lb. 50 cts., lb. \$1.50.

Early Curled Simpson, or Silesia. Loose, curly leaves; fine for cutting in the home-garden. Pkt. 5 cts., oz. 20 cts., ¼lb. 50 cts., lb. \$1.50.

Early Speckled Dutch Butter. Large heads; good summer variety; stands the heat well. Pkt. 5 cts., oz. 20 cts., ¼lb. 50 cts., lb. \$1.50.

Crisp as Ice. Large, handsome heads, solid, crisp, and tender. Pkt. 5c., oz. 20c., ¼lb. 50c., lb. \$1.50.

Giant Crystal Head. Forms the largest heads of all Lettuces, crisp and tender; very fine for early summer. Where there is an abundance of moisture, properly drained, this variety will produce enormous heads. Try it. Pkt. 5 cts., oz. 20 cts., ¼lb. 50 cts., lb. \$1.50.

May King. This is practically the earliest head Lettuce. It is a very quick grower; heads are medium-sized and light green. The inside is a rich buttery yellow. I recommend this to all for market or home garden. Pkt. 5 cts., oz. 20 cts., ¼lb. 50 cts., lb. \$1.50.

Morse. Large, curled leaves; very tender. Pkt. 5c., oz. 20c., ¼lb. 50c., lb. \$1.50.

Perfect. Large-heading summer Lettuce; grows fast; a rich, buttery head. Pkt. 5 cts., oz. 20 cts., ¼lb. 50 cts., lb. \$1.50.

Prizehead. Large, loose heads, tinged with brown. Pkt. 5 cts., oz. 20 cts., ¼lb. 50 cts., lb. \$1.50.

Salamander. An excellent variety for early spring, summer, or fall. Large, light green heads of finest quality; a slight tinge of brown on the edge. Very crisp, tender leaves. Pkt. 5 cts., oz. 20 cts., ¼lb. 50 cts., lb. \$1.50.

Giant White Cos, or Celery Lettuce. Called Romaine Salad. Pkt. 5 cts., oz. 20 cts., ¼lb. 50 cts., lb. \$1.50.



May King Lettuce
Very quick-growing variety



Giant Crystal Head Lettuce, grown to perfection. The largest head Lettuce, very crisp.

Schell's
Hot-Weather
Head Lettuce

An early Lettuce, producing good-sized, tightly formed heads, very tender and delicious. The inside is a rich, creamy white and the outside a light green. Its great value is its ability to resist the extreme heat of summer without going to seed and without burning. **Pkt. 5c., oz. 20c., ¼lb. 75c., lb. \$2.50.**

Hanson. Large head; crimped leaf; an old favorite. Everybody should grow it. Fine for market during the summer months. Pkt. 5c., oz. 20c., ¼lb. 50c., lb. \$1.50.



Hanson Lettuce. The way it grows when you sow Schell's strain of Hanson. If you want a magnificent crop of Lettuce, grow Hanson. Start it early; Head Lettuce does best *early*, when there is plenty of moisture in the soil.

Schell's Big Boston Lettuce

A grand variety for early, midsummer or fall use. Big, compact, cabbage-like heads, as yellow as gold inside and deliciously sweet, tender and crisp. It is more extensively grown than any other Lettuce, either for the private garden or for market. It is grown by market-gardeners everywhere in the open ground for summer and fall; in frames for early spring; forced cool in greenhouses for winter use, or planted out in fall with protection for early spring use. Our gardeners grow enormous crops of Big Boston on a comparatively small acreage because it can be planted close. The heads are very compact, as shown in this illustration, very few loose outside leaves, almost all head. It keeps its fine quality longer after being cut than most others, thus giving it added value for shipping. Thousands of acres of it are grown in the South during the winter for shipping to northern markets. My strain of it is the finest in cultivation. I want every one of my customers to grow Big Boston. **Price: Lb. \$2.50, 1/4lb. 75 cts., oz. 25 cts., pkt. 5 cts. ORDER EARLY.**

I will give you, FREE, one ounce of Big Boston and one ounce of Grand Rapids Lettuce

Some of your close neighbors or friends who have gardens may not get my catalogue. I want them to grow my Big Boston Lettuce, so if you will ask four of your friends to give you 25 cents each, to order for them four ounces of this fine Lettuce, you may then add to your order one extra ounce of Big Boston and one ounce of Grand Rapids, FREE. Thus you get 50 cents worth of Lettuce free for helping me introduce my high quality seeds to new friends. Please send their names and addresses also.



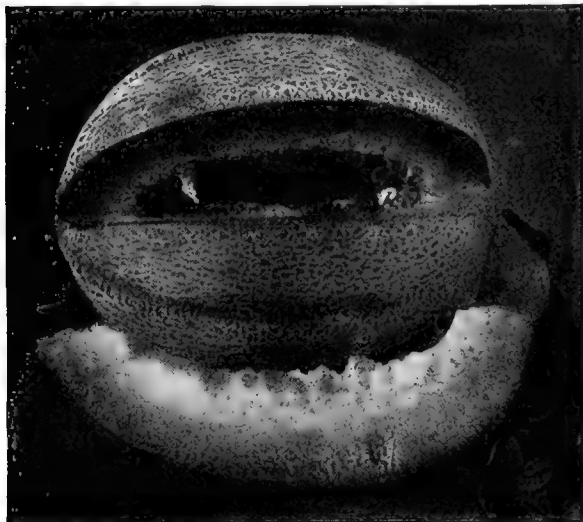
Schell's Big Boston Lettuce

The way it grows when you sow Schell's Quality Seed. My high-quality strain of Big Boston is used by market-gardeners everywhere. It is superior, having perfect uniform heads; it is rich golden yellow inside and extremely tender to the last outside leaf.

MUSKMELON (Cantaloup-Melone)

HOW TO GROW MUSKMELONS, or CANTALOUPEs, and WATERMELONS.—Plant them in May. They always do best on a light, loose, rich soil. Dig deep and work the soil until it is very fine, mixing several shovels of Wizard Brand Sheep Manure or some other well-rotted manure into each hill. No plants do well on half-worked, "lumpy" soil, void of plant food. Make hills of Muskmelons 4 to 5 feet apart each way, and Watermelons 6 to 8 feet apart. Plant 10 to 12 seeds in a hill to insure a good stand of plants. As soon as they are through the ground, spray with Pyrox. When danger of bugs is past, thin out all but four of the best plants. Keep spraying them every two weeks, or oftener if necessary. In cultivating do not injure the plants. To have melons earlier, start seed inside in sod, paper pots, berry boxes, or anything that can be broken to allow planting out without disturbing the roots. One ounce will plant 50 hills; 2 to 3 pounds to an acre.

A trial will convince you that my high-quality seed produces a superior crop.



Schell's New "Dee-licious" Melon

And I tell you it is delicious. Grow it once and you will grow it again

Jenny Lind. The earliest green-fleshed melon. The fruits are small, but very sweet and luscious. Pkt. 5 cts., oz. 15 cts., ¼lb. 40 cts., lb. \$1.25.

Extra-Early Hackensack. Large melon; green flesh; very fine. Pkt. 5 cts., oz. 15 cts., ¼lb. 40 cts., lb. \$1.25.

Large Hackensack. About ten days later than the above, but larger. Round, with flattened ends; very productive. Pkt. 5 cts., oz. 15 cts., ¼lb. 40c., lb. \$1.25.

Rocky Ford. Green flesh; medium in size, very prolific and of the most delicious flavor. Pkt. 5 cts., oz. 15 cts., ¼lb. 40 cts., lb. \$1.25.

Paul Rose. Salmon flesh. Almost round; flesh deep and firm and very sweet and luscious. Pkt. 5 cts., oz. 15 cts., ¼lb. 40 cts., lb. \$1.25.

Burrell's Gem. Salmon flesh. Shape oval; skin is a rather dark green; the rind thin; flesh very thick and of the most delicious, juicy flavor. It almost melts in the mouth. Pkt. 5 cts., oz. 15 cts., ¼lb. 40 cts., lb. \$1.25.

Miller's Cream. Salmon flesh; very fine; a great favorite. Fruits are large and round; light green; skin netted. Pkt. 5 cts., oz. 15 cts., ¼lb. 40 cts., lb. \$1.25.

Tip-Top. One of the best of the salmon-fleshed melons. A big yielder. Fruits are large and of delicious quality. Pkt. 5 cts., oz. 15 cts., ¼lb. 40 cts., lb. \$1.25.

Banana. Salmon flesh. Melons are very large and thin and of delicious quality. Pkt. 5 cts., oz. 15 cts., ¼lb. 40 cts., lb. \$1.25.

Golden Netted Gem. Green flesh. One of the grandest green-fleshed melons. Shape is oval, almost round; skin is light golden yellow, netted. Flesh light green, melting and delicious. Pkt. 5 cts., oz. 15 cts., ¼lb. 40 cts., lb. \$1.25.

Long Island Beauty. Green flesh. Melons are very large, flattened, heavily ribbed. Very handsome and of the finest quality. I recommend it highly. Pkt. 5 cts., oz. 15 cts., ¼lb. 40 cts., lb. \$1.25.

Honey Dew Melon

NEW CASSABA MELON

A wonderful melon. Let everybody grow it; then it can speak for itself, better than words can describe it. It is different from any muskmelon or cantaloupe, both in appearance and flavor. The melons are large and round; the outer skin is hard and almost white, turning to a lemon color when ripe. The thick, deep flesh is light green with a rich delicious honey-sweet flavor and very juicy, unlike any other melon. They will keep until late in the fall when no other melons are to be had. The vines grow coarse and heavy and withstand unfavorable weather conditions and bugs better than any other. Grow them for yourself; grow them for market. When you get them started, you will not be able to grow enough to supply the demand. **Pkt. 10 cts., oz. 20 cts., ¼lb. 60 cts., lb. \$2.**

Schell's New "Dee-licious." The name tells it all. It is delicious, rich, sweet, deep-fleshed, just the right size for table use; salmon-fleshed, solid, rich meat, from the very small seed-cavity to the rind; yields tremendously; in every respect an ideal melon. (See illustration.) Pkt. 5 cts., ½oz. 15 cts., oz. 25 cts., ¼lb. 75 cts., lb. \$3.

Emerald Gem. In my judgment this is one of the best yellow- or salmon-fleshed melons; sweet and delicious. Very prolific, and always sells on the market. Pkt. 5 cts., oz. 15 cts., ¼lb. 40 cts., lb. \$1.25.

WHY NOT INSURE YOUR MELON CROP?

It sometimes happens, just when the melon patch is in perfect condition and full of partly developed melons, that blight strikes and away goes the crop. If you spray with *Pyrox* (one pound to five gallons) when the patch is in perfect condition, it will prevent blight and also kill the melon bugs. I have it. See "Insecticides" in back of catalogue.



Rocky Ford, green-fleshed melon

WATERMELON

One ounce will plant 30 hills;
4 to 5 pounds to the acre

New Watermelon, Tom Watson

The melons are oblong, 18 to 24 inches long and 10 to 14 inches in diameter, averaging forty to sixty pounds each. The flesh is a deep red, of the most delicious quality and extends close to the rind. The rind is dark green and very strong. This variety has proved its great value and should be grown by every melon-grower. **Pkt. 5 cts., oz. 10 cts., 1/4lb. 30 cts., lb. \$1.**

Kleckley Sweets. (Also called Monte Cristo.) The sweetest of all Watermelons; shape is oval; color dark green. Very thin rind. **Pkt. 5 cts., oz. 10 cts., 1/4lb. 30 cts., lb. \$1.**

McIver's Wonderful Sugar. A long, striped melon (often 2 feet in length), of the finest quality. **Pkt. 5c., oz. 10c., 1/4lb. 25c., lb. 75c.**

Round Dark Iceing. Shape round; flesh pink, sweet and melting. **Pkt. 5 cts., oz. 10 cts., 1/4lb. 25 cts., lb. 75 cts.**

Fordhook Early. The earliest large-fruited melon; almost round; dark green; flesh bright red, crisp and sweet. **Pkt. 5 cts., oz. 10 cts., 1/4lb. 25 cts., lb. 75 cts.**

Iceberg, or Blue Gem. Large, thick, oval melons. Skin dark green, with lighter stripes. Sweet, sugary flavor. Black seed which allows early planting. **Pkt. 5 cts., oz. 10 cts., 1/4lb. 25 cts., lb. 75 cts.**



Tom Watson—Very large melon of excellent quality; deep red flesh with that rich sweet flavor

Kentucky Wonder. Large, dark green melons of best quality. An old favorite. **Pkt. 5 cts., oz. 10 cts., 1/4lb. 25 cts., lb. 75 cts.**

Harris Earliest. One of the best extra-early melons; fruits are oval, dark green, with broad, light stripes; flesh sweet and delicious. **Pkt. 5 cts., oz. 10 cts., 1/4lb. 25 cts., lb. 75 cts.**

Dixie. Oblong, 18 to 24 inches long; skin dark green, with light stripes; flesh bright red and of finest quality. **Pkt. 5 cts., oz. 10 cts., 1/4lb. 25 cts., lb. 75 cts.**

Cuban Queen. Large, oblong; finest quality; skin striped. **Pkt. 5 cts., oz. 10 cts., 1/4lb. 25 cts., lb. 75 cts.**

Jumbo. Large, handsome, round melons; dark green skin; flesh of finest quality. **Pkt. 5 cts., oz. 10 cts., 1/4lb. 25 cts., lb. 75 cts.**


Halbert Honey. One of the best melons grown. The fruits are long, blunt at both ends; skin a rich, glossy green; the flesh a beautiful crimson; quality most delicious; very prolific. **Pkt. 5 cts., oz. 10 cts., 1/4lb. 25 cts., lb. 75 cts.**

Gray Monarch, or Long Light Iceing.

A long melon; skin mottled very light green; flesh is a deep red and very fine. The melons have sometimes weighed fifty to sixty pounds. **Pkt. 5 cts., oz. 10 cts., 1/4lb. 25 cts., lb. 75 cts.**

Florida Favorite. A large, oblong melon, with dark green skin; excellent flavor. **Pkt. 5 cts., oz. 10 cts., 1/4lb. 25 cts., lb. 75 cts.**

Colorado Preserving Citron. **Pkt. 5 cts., oz. 10 cts.**



Kleckley Sweets Watermelons

Grown extensively in every locality. Every grower likes Kleckley Sweets

If because of weather conditions or insects, you have had a failure with melons or any other crop previous to this year, do not let that persuade you not to grow that crop again, for this year may give you a perfect crop.

MUSTARD

One ounce will sow a row 100 ft. long


White London. **Pkt. 5 cts., oz. 10 cts., 1/4lb. 30 cts., lb. \$1.**

OKRA, or GUMBO

White Velvet. **Pkt. 5 cts., oz. 10 cts., 1/4lb. 20 cts., lb. 50 cts.**

HERBS

	Pkt.	Oz.		Pkt.	Oz.
Anise	\$0 05	\$0 10	Sweet Marjoram	\$0 05	\$0 35
Basil, Sweet Green	05	20	Rosemary	05	40
Balm	10	35	Sage	05	25
Coriander	05	10	Savory, Summer or		
Caraway	05	10	Winter	05	35
Dill	05	15	Thyme	05	50
Fennel, Sweet	05	10	Wormwood	05	30
Lavender	05	25			




Sweet Marjoram Summer Savory

June 24, 1918.
"I am very much pleased with the Carrot, Beet, Lima Bean, and all other seeds which I purchased from you, and they come most 100%.—GEO. T. CHARLTON, Mt. Carmel, Conn.

THE QUALITY OF MY ONION SEED IS POSITIVELY UNEXCELLED. It is produced from perfect specimen bulbs, under the most favorable conditions. The vitality is almost always 100 per cent, never less than 97 per cent, and if your soil and weather conditions are right, my seed will give you a most magnificent crop. Try it this year.

ONIONS

HOW TO GROW ONIONS.—For sets (to plant the following spring), sow in rows 12 inches apart early in the spring, in soil well prepared and worked fine. Sow seed thick, 50 pounds to the acre. If not thick, then they grow too large. When ripe, gather, cure, and store them in a dark, dry, cool, airy place. Leave undisturbed until next spring. For large Onions, sow 10 lbs. to the acre. Sow seed early in spring in rows 12 inches apart, same as for sets, but make soil as rich as possible, for Onions are rank feeders, and to grow the largest size it is necessary to have the plant food there to feed them. Wizard Brand Sheep Manure is splendid (we have it). Thin to about 2 inches apart in the rows. Keep clear of weeds. Harvest when the tops die down. One ounce will sow a row 100 feet long.



Ohio Yellow Globe Danvers Onions grown by F. W. Best, market-gardener. Without the very best seed such perfect Onions could not be produced. That is why I say it will pay you to plant my High-Quality Seeds because they produce the very best vegetables.

Ohio Yellow Globe Danvers


The illustration above and on the front cover page gives you an idea of the value of this variety for home or market crop, and also the superior quality of the Onions produced when my high-quality seed is sown. Ohio Yellow Globe produces large Onions from seed sown in the spring and thinned out to 2 inches in the row. The richer the soil and the more intense the cultivation, the larger and better will be the Onions. They are a perfect globe shape, elegant keepers, and in every way a very profitable variety to grow. Also produce the very finest Onion Sets. If you want an ounce or 100 pounds of it, send me your order. **Pkt. 10 cts., oz. 40 cts., 1/4lb. \$1, lb. \$3.50, 10 lbs. \$32.50.**

White Silverskin

Pure white, mild-flavored Onions; splendid for spring-bunching Onions because of their snow-white skin and mild flavor. Also valuable as large Onions and medium-sized for pickling. For this purpose they should be left 1 inch apart in the row when small quantities are grown. When large quantities are grown, sow half as thick as for sets. They keep well, but are not so sure as the yellow varieties. Make your soil very rich, and cultivate often. **Pkt. 10c., oz. 50c., 1/4lb. \$1.25, lb. \$4.**

Large White Globe

Or Southport White Globe, it is also called. Perfect globe-shaped Onions of large size and silvery whiteness. Grows to a large size from seed sown in spring. The flesh has a most delicious flavor. A large and quick sale is found for these wherever marketed. A good keeper. When grown closer in the rows they make the finest white pickling Onions. Grow lots of White Globe and be sure you sow Schell's Quality Seeds for they are the best seeds on the market. **Pkt. 10c., oz. 50c., 1/4lb. \$1.25, lb. \$4, 10 lbs. \$37.50.**



Perfect Silverskin Onions

WALTER S. SCHELL'S QUALITY SEEDS FOR MARKET-GARDENERS



Acres and acres of Onions are planted to produce the tons of Onion Seed needed for my customers. You see the reason we sell so much Onion Seed to large and small growers is because of the magnificent crops our seed produces.

Yellow Strasburg Onion. This is an excellent keeper, and for this reason is grown very largely for sets. It is somewhat flat in shape, but thick through, giving a perfectly round shape to small sets, which is very desirable. Also grows to a large size and ripens early. Skin is a bright straw color. It has a very mild flavor, and when grown for large Onions, its broad, flattened shape makes it a very desirable one for slicing. Grow all you can of them. **Pkt. 5c., oz. 40c., 1/4lb. \$1, lb. \$3.50.**

Yellow Globe Danvers. Pkt. 5c., oz. 40 cts., 1/4lb. \$1, lb. \$3.50.

Flat Yellow Danvers. Pkt. 5 cts., oz. 40 cts., 1/4lb. \$1, lb. \$3.50.

Red Wethersfield. The standard red variety. Thick, flattened Onions. Pkt. 5 cts., oz. 25 cts., 1/4lb. 75 cts., lb. \$2.50.

Extra-Early Barletta, or White Queen. Fine for small pickles. Pkt. 10 cts., oz. 50 cts., 1/4lb. \$1.25, lb. \$4.50.


Southport Red Globe. The handsomest and most richly colored of all red Onions. Pkt. 5 cts., oz. 40 cts., 1/4lb. \$1, lb. \$3.50.

White Pearl. Extra early; round; white; fine. Pkt. 10 cts., oz. 50 cts., 1/4lb. \$1.25, lb. \$4.50.

Mammoth Silver King. Clear silvery white. Matures quickly and on rich soil often weighs 2 to 3 pounds. Pkt. 10 cts., oz. 40 cts., 1/4lb. \$1, lb. \$3.50.

New Onion, Hero. I recommend this as the finest possible form of a reliable, heavy-cropping, long-keeping, deep, globe-shaped Onion. The bulbs are exceedingly handsome and *invincible* at exhibitions. The color of the skin is a clear tawny yellow. The bulbs attain a **very great size and enormous weight.** Of course, for any Onion to grow to a large size, the soil *must be rich.* **Pkt. 20 cts., oz. 50 cts.**

Yellow Strasburg Onion



A perfect specimen grown from my seed. One of the best varieties for growing Onion sets. A good keeper.



A big crop of handsome Prizetaker Onions, grown from my quality seeds by George Ebersole, market-gardener. There is positively no failure when you plant my seeds, unless weather or soil conditions cause failure; for we *know* they will grow; we prove it before we give you the seeds.

The Famous Prizetaker Onion

Grows to enormous size from seed. Under very best conditions the Onions have been grown to 5 inches in diameter. Prizetaker is the Onion everybody should grow for private use or for market. It is the most popular Onion in America, is grown more extensively by gardeners than any other variety, and is a money-maker for those who grow it in quantities. The flesh is pure white, succulent and sparkling; the skin a pale yellow; its keeping quality is excellent. Crops of 800 to 1,200 bushels to the acre have been grown with Prizetaker. If you have a good, rich acre, sow ten pounds of Prizetaker seed on it and try for a 1,000-bushel crop—it may mean \$1,000. **Pkt. 10 cts., oz. 40 cts., 1/4lb. \$1, lb. \$3.50.**

ONION SETS

I make a specialty of fancy, re-cleaned and hand-picked Onion Sets, and sell thousands of bushels.

Yellow. Qt. 20 cts. (25 cts., if sent postpaid), bus. (32 lbs.) \$4.


White. Qt. 25 cts. (30 cts., if sent postpaid), bus. (32 lbs.) \$5.

Write for price on large quantities. (Prices subject to change with market.)

Egyptian, or Tree Onions, we have in the fall only; write for price of the sets in August.

GARLIC SEED

Pkt. 10 cts., oz. 30 cts., 1/4lb. \$1, lb. \$3.50.



Snell's Beauty Parsley. It surpasses all others because of its exquisitely curled heavy foliage on long stems. Grown from my seed by Wm. J. Matzinger, market-gardener.

PARSLEY

One ounce will sow a row 100 feet long

HOW TO GROW PARSLEY.— Important! It requires 3 to 4 weeks for Parsley seed to germinate. Cover the seed $\frac{1}{2}$ inch. The soil must be moist. In dry weather it is next to impossible to get Parsley seed to germinate unless watered properly. Sometimes, soaking the seed several hours in warm water (not hot) then sowing it out immediately, will help.

Snell's Beauty. This Parsley is so extremely curled and of such a rich, fresh green color that its beautiful appearance compels those who see it to purchase it.

Pkt. 5c., oz. 20c., $\frac{1}{4}$ lb. 60c., lb. \$2.

Moss Curled. Pkt. 5 cts., oz. 20 cts., $\frac{1}{4}$ lb. 60 cts., lb. \$1.50.

Fine Double Curled. Pkt. 5c., oz. 15 cts., $\frac{1}{4}$ lb. 40 cts., lb. \$1.25.

Plain. Pkt. 5 cts., oz. 15 cts., $\frac{1}{4}$ lb. 40 cts., lb. \$1.25.

Triple Curled. Handsome, dwarf and compact; very curly and crimped. Pkt. 5 cts., oz. 20 cts., $\frac{1}{4}$ lb. 60 cts., lb. \$1.50.

Rooted, or Hamburg. The roots are shaped like a parsnip and are used for flavoring soups. Pkt. 5 cts., oz. 20c., $\frac{1}{4}$ lb. 60c., lb. \$2.



Rooted Parsley

PARSNIP

One ounce will sow a row 150 feet long; 5 to 6 lbs. to the acre

HOW TO GROW THEM.—Parsnips need a deep, loose, rich soil to produce straight, smooth clean roots. Sow seed as early in spring as weather permits, when soil is warm. Make rows $1\frac{1}{2}$ feet apart and sow seed in rows; cover seed $\frac{1}{2}$ inch when soil is moist; then, when plants are 3 to 4 inches high, thin them out to 4 inches between the plants. The roots are improved in quality and flavor if left in the ground over winter. Enough for winter use should be stored in pits or cellars and covered with earth to preserve their good quality.

New Kelway's Don Parsnip

A half-long variety selected for handsome form, size, whiteness of skin and flesh, and firmness and solidity of texture; a most valuable variety for market. Pkt. 10 cts., oz. 30 cts., $\frac{1}{4}$ lb. \$1.

Improved Hollow Crown. My stock of this popular variety is a true type, much in favor with the gardeners. Pkt. 15 cts., oz. 20 cts., $\frac{1}{4}$ lb. 60 cts., lb. \$2.

Maltese. A snow-white Parsnip; very fine. Pkt. 5 cts., oz. 20 cts., $\frac{1}{4}$ lb. 60 cts., lb. \$2.

Thick-Neck Hollow Crown. Pkt. 5 cts., oz. 20 cts., $\frac{1}{4}$ lb. 60 cts., lb. \$2.

PUMPKIN

One ounce will plant 25 hills; 3 pounds to the acre

The richer the soil and better the cultivation the larger and better will be the Pumpkins. Plant seed in May or June, about 8 feet apart; also in corn-fields when you plant corn.

Large Cheese. Flat. One of the best varieties for the family garden. Pkt. 5 cts., oz. 15 cts., $\frac{1}{4}$ lb. 30 cts., lb. \$1.

Connecticut, or Large Field. For feeding stock. Oz. 10c., $\frac{1}{4}$ lb. 25c., lb. 85c.; 10 lbs. or more, 75c. per lb.

Mammoth Potiron, or Jumbo. The largest of all Pumpkins. Fine quality. Good for feeding stock and is a valuable culinary variety. Pkt. 5 cts., oz. 15 cts., $\frac{1}{4}$ lb. 40 cts., lb. \$1.25.


Golden Oblong. Grows 15 to 20 inches long and about 8 to 10 inches in diameter. Skin is rich yellow; flesh, light yellow and of finest flavor. Pkt. 5c., oz. 15c., $\frac{1}{4}$ lb. 40c., lb. \$1.25.

Japanese Pie. A Crookneck variety. The skin is a deep green with dark stripes; flesh is a deep yellow; very fine. One of the best varieties for pies. Pkt. 5c., oz. 20c., $\frac{1}{4}$ lb. 50 cts., lb. \$1.50.

Golden Cushaw, or Crookneck. The best yellow Crookneck Pumpkin. Pkt. 5 cts., oz. 15c., $\frac{1}{4}$ lb. 40 cts., lb. \$1.25.

Tennessee Sweet Potato. Bell-shaped. Sweet and tender flesh. Fine for pies. Pkt. 5 cts., oz. 15 cts., $\frac{1}{4}$ lb. 40 cts., lb. \$1.25.

Green-striped Cushaw. A popular variety, with close grained, sweet flesh. Pkt. 5 cts., oz. 15 cts., $\frac{1}{4}$ lb. 40 cts., lb. \$1.25.



Perfect Parsnips like these when you plant good seeds

PEPPERS (Mangoes)

HOW TO GROW PEPPERS.—Start the seed in hotbeds, greenhouse, or in boxes indoors in March or April. When the plants are about 2 inches high, transplant in other boxes, setting them 2 inches apart. Then, when the weather is settled, the soil warm, and all danger of freezing over, set the plants out, after first preparing the soil well, working in well-rotted manure or some good fertilizer. For the home-garden set plants a foot apart in the rows and have rows a foot apart. For large plantings make rows 2 feet apart. Do not grow sharp and sweet Peppers together; they will mix. One ounce will produce 1,000 plants.



Schell's Quality Pepper

It continues to hold first place as the most prolific, and earliest to ripen of all Peppers. Every market having a trade on mangoes should grow it.

Schell's Quality Pepper THE PERFECT PEPPER FOR THE MARKET-GARDENER

"Your Pepper surely is good. It will outcrop any one I've ever raised."—L. R. Leick, The Leick Farm, Ohio.

A beautiful, attractive shape, which makes it sell on sight, while its superior quality, sweet as an apple, backs up its attractive appearance. It is the most prolific Pepper ever grown in this locality. The photograph shows a specimen plant with 38 perfect fruits on it. They do not all yield this large number, yet this gives you an idea of the tremendous yielding possibilities of this new Quality Pepper. A beautiful scarlet when ripe, it has all the qualities required for the most profitable crop, namely, **size, yield, quality,**

quick to color. No other variety can claim all these qualities. The Chinese Giant is very large, but lacks the big yield; so with other varieties, they lack one or more of the four essential qualities which the new Quality Pepper possesses, and which make it without question the most valuable Pepper or Mango in cultivation. The market-gardeners who grow it are amazed at the remarkable crop it produces for them and the best testimonial is the fact that these same gardeners have continued to order it every year. **Pkt. 15 cts., oz. \$1.25, 1/4lb. \$4, lb. \$15.**


"Enclosed find \$5 for one peck of Yellow Bountiful Beans. Your Peppers and all other seed came up splendidly and are doing well."—B. SULZER, Ohio.



Improved Ruby King (see page 29)

"I have sold hundreds of dollars' worth of Quality Peppers long before the fruits started to form on other varieties. After we had pulled Peppers three or four times, your Quality Pepper plants still bore 10 to 1 more fruits than any of the other varieties from which we had not yet had one picking."—G. P. BLANCHARD.

Chinese Giant. *The largest Pepper in cultivation, averaging 12 to 15 inches in circumference. It yields abundantly but it is not so prolific as my new Quality Pepper. The flesh is thick, very tender and sweet and, being so large, makes an excellent Mango for stuffing. The color is a brilliant scarlet when ripe. The photograph shows you what a splendid variety this is. You should grow "Chinese Giant."* **Pkt. 10c., oz. 75c., 1/4lb. \$3, lb. \$10.**



Chinese Giant. Grown from my seed. High quality seeds produce just such perfect Peppers.

PEPPERS (Mangoes)



Ruby Giant

Grown by Mr. E. C. Hiler, market-gardener. A very mild-flavored Mango Pepper, suitable for stuffing, because of its size.

Neapolitan. Without question this is one of the earliest and one of the most productive of all large, mild Peppers. Pkt. 10 cts., oz. 75 cts., ¼lb. \$2.50, lb. \$8.50.

Large Bell, or Bull Nose. Sweet-flavored, early and prolific. Pkt. 10 cts., oz. 75 cts., ¼lb. \$2.50, lb. \$8.50.

Long Red Cayenne. The true hot Pepper. Pkt. 5 cts., oz. 50 cts., ¼lb. \$1.75, lb. \$6.50.

Golden Queen. Very large, sweet, yellow Pepper. Pkt. 10 cts., oz. 75 cts., ¼lb. \$3, lb. \$10.

Red Cherry. Shaped like cherries. Used for pickles. Pkt. 5 cts., oz. 50 cts., ¼lb. \$2.

Gold Mine. The best yellow sweet Pepper. Very prolific, very sweet, and when ripe is a most attractive bright yellow. The Peppers are the same as Quality, except that they are yellow and Quality is red. I know everyone who grows this variety this year will want more of it next season. Pkt. 10c., oz. \$1. ¼lb. \$3.50, lb. \$12.

Improved Ruby King. A very popular variety; bright red; 4 to 6 inches long; mild. Pkt. 10 cts., oz. 75c., ¼lb. \$2.50, lb. \$8.50.

Ruby Giant. This is a cross between Improved Ruby King and Chinese Giant, and grows very large. Is shaped like Improved Ruby King. Pkt. 10c., oz. 75 cts., ¼lb. \$2.50, lb. \$8.50.

World Beater. New. Large smooth, beautiful Peppers. Mild flavor, very early to ripen, very prolific. You will like it. Pkt. 10 cts., ½oz. 40c., oz. 75 cts., ¼lb. \$2.50, lb. \$8.50.

Royal King. A new Pepper of special value. Very uniform in growth; color rich, glossy red; mild flavor; very fine. Pkt. 10 cts., ½oz. 40c., oz. 75 cts., ¼lb. \$2.50, lb. \$8.50.



The large one is Schell's Giant Sharp Red Pepper. Natural size. The two small ones are Long Red Cayenne, showing their natural size also.


Schell's Giant Sharp Red. This Pepper is the largest sharp or hot Pepper, averaging 8 to 10 inches long and 1 to 1 ¼ inches in diameter. It bears great quantities of these handsome Peppers, and is very popular among all gardeners who have a market for sharp Peppers. Pkt. 10 cts., ½oz. 40 cts., oz. 75 cts., ¼lb. \$2.50, lb. \$8.50.



Pimiento Pepper

One of the sweetest Peppers grown

Pimiento. Also called Sweet Salad, Glory, Sweet Meat. Very sweet. A splendid variety for filling, for salads, for flavoring. The plants are very prolific, the Peppers medium in size and shaped just like the illustration, but much larger in size. When ripe they are a brilliant attractive red. Pkt. 10 cts., ½oz. 30 cts., oz. 60 cts., ¼lb. \$1.75, lb. \$6.



Thos. Laxton, one of the very best large-podded, extra-early Peas. As early as Gradus and bears twice as many pods. Grow a big crop of them early. Better order them now.

PEAS

(If to be sent by parcel post add 5 cts. for each pint and 10 cts. for each quart for postage)

HOW TO GROW PEAS.—They must have good rich soil worked deep and thoroughly. Wizard Brand Sheep Manure worked in is good (we have it). However, soil too rich will force the plants to an unnatural growth, sometimes twice the height of their natural habit, which prevents the usual productiveness, and makes "all vine and no Peas." If desired for first in the market, then plant the extra-early smooth-seeded varieties, Pedigree Extra-Early or Alaska. They may be planted as early as you can get in the garden. The wrinkled-seeded varieties are much sweeter and not so hardy. The seed sometimes rots if planted very early, although this depends on the weather after they are planted. Make the rows one foot apart for low-growing sorts and for the home-garden, and 3 feet for large plantings for horse cultivation. For tall sorts make rows 2 feet apart in the home-garden and 3 to 4 feet for large plantings. Cover early plantings 1 to 1½ inches; when soil is warmer, cover 2 inches. By successive plantings every 2 weeks Peas may be had all season. Cultivate thoroughly all through the growing period. Nott's Excelsior is one of the best-quality dwarf varieties for the home-garden. Gradus and Thomas Laxton are two of the best large-podded early varieties, while Telephone and Stratagem are two of the best late sorts. Tall sorts may be supported by brush, twine, or racks. The only varieties of Peas offered here that need support are Telephone, Everbearing, Alderman, Champion of England, and Mammoth Luscious Sugar. One quart will plant a row 100 feet long; 2 bushels to the acre.

Thos. Laxton. Very fine. Matures as early as Gradus; the pods are not quite so large, but it yields heavier. I recommend it to all who grow for market; it is a money-maker. Vines grow 2½ feet high, and are covered with pods. Pkt. 10 cts., ½pt. 15 cts., pt. 30 cts., qt. 60 cts., 2 qts. \$1.20, 4 qts. \$2.25, pk. \$4.25, bus. \$16.

Gradus. The largest-podded extra-early Pea in cultivation. The flavor is delicious; vines grow 2 to 3 feet; mostly grown by gardeners and without any support; 55 days from planting to picking. Pkt. 10 cts., ½pt. 15 cts., pt. 30 cts., qt. 60 cts., 2 qts. \$1.20, 4 qts. \$2.25, pk. \$4.25, bus. \$16.

Alaska. One of the very earliest, sometimes called the Earliest of All. Pods are small, but they are borne in wonderful profusion; first in the market when planted early. Vines grow 2 to 2½ feet. Pkt. 10 cts., ½pt. 15 cts., pt. 30 cts., qt. 60 cts., 2 qts. \$1.20, 4 qts. \$2.25, pk. \$4.25, bus. \$16.

Telephone. Immensely productive and of the finest quality. Grows 3 to 4 feet high and requires 71 days. Telephone is one of the old favorites, and because of its delicious flavor everybody wants it. If you have Telephone Peas at market, the name alone will sell them. Pkt. 10 cts., ½pt. 15 cts., pt. 30 cts., qt. 60 cts., 2 qts. \$1.20, 4 qts. \$2.25, pk. \$4.25, bus. \$16.

Premium Gem, or Little Gem. Delicious Peas crowded tight into pods 2½ to 3 inches long. Very prolific. Vines grow only 12 to 15 inches high. Pkt. 10 cts., ½pt. 15 cts., pt. 30 cts., qt. 60 cts., 2 qts. \$1.20, 4 qts. \$2.25, pk. \$4.25, bus. \$16.

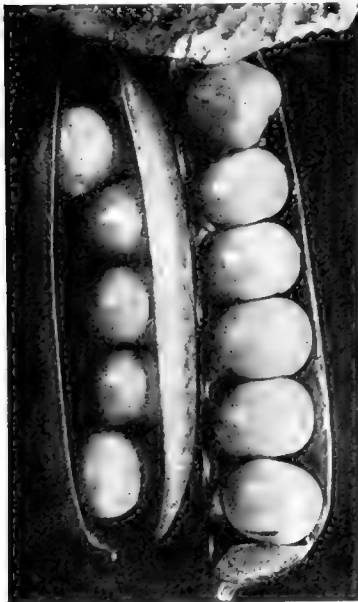
American Wonder. Extremely dwarf growth, only 8 to 10 inches high. Peas are highly flavored. Pkt. 10 cts., ½pt. 15 cts., pt. 30 cts., qt. 60 cts., 2 qts. \$1.20, 4 qts. \$2.25, pk. \$4.25, bus. \$16.

Dwarf Champion. A dwarf-growing strain of the old popular Champion of England. It grows only 2 feet high and has all the good qualities of its parent. Pods are 3 inches long. Pkt. 10 cts., ½pt. 15 cts., pt. 30 cts., qt. 60 cts., 2 qts. \$1.20, 4 qts. \$2.25, pk. \$4.25, bus. \$16.

Dwarf Telephone, or Carter's Daisy. Vines grow 1½ feet. Pods are large. Pkt. 10 cts., ½pt. 15 cts., pt. 30 cts., qt. 60 cts., 2 qts. \$1.20, 4 qts. \$2.25, pk. \$4.25, bus. \$16.

Ameer. Very early and prolific. Vines grow about 1½ feet high and are covered with fine pods. Pkt. 10 cts., ½pt. 15 cts., pt. 30 cts., qt. 60 cts., 2 qts. \$1.20, 4 qts. \$2.25, pk. \$4.25, bus. \$16.

Stratagem. I consider this the finest of all late Peas. It grows only 18 to 24 inches high, and yields tremendously. Pods are very large and filled to the ends. The quality is extra fine. Eighty days from planting to picking. Pkt. 10 cts., ½pt. 15 cts., pt. 30 cts., qt. 60 cts., 2 qts. \$1.20, 4 qts. \$2.25, pk. \$4.25, bus. \$16.



Nott's Excelsior Peas

Most desirable dwarf or low-growing Peas; compact little plants only 12 to 15 inches high, covered with pods, each crowded tight to the ends with Peas.

Nott's Excelsior

One of the most desirable Peas for both the market-gardener and the home-garden, because of its delicious quality, even growth and productiveness. Grows just 12 inches high and is covered with well-filled pods 2½ to 3 inches long. Sixty-three days from planting to first picking. Pkt. 10 cts., ½pt. 15 cts., pt. 30 cts., qt. 60 cts., 2 qts. \$1.20, 4 qts. \$2.25, pk. \$4.25, bus. \$16.

PEAS

(If to be sent by parcel post, add 5 cts. for each pint, or 10 cts. for each quart for postage)

Alderman. The pods are of the largest size and finest quality. The vines grow 3 to 4 feet high. A valuable variety for main crop. See illustration. Be sure to include this fine variety in your order. Pkt. 10 cts., ½pt. 15 cts., pt. 30 cts., qt. 60 cts., 2 qts. \$1.20, 4 qts. \$2.25, pk. \$4.25, bus. \$16.

Masterpiece. Just as early as Gradus, and the Peas are just as large, but the pods are smaller, yet better filled and borne in greater profusion. Grows 2½ feet. Pkt. 10 cts., ½pt. 15 cts., pt. 30 cts., qt. 60 cts., 2 qts. \$1.20, 4 qts. \$2.25, pk. \$4.25, bus. \$16.

Champion of England. A well-known standard late Pea. Grows 4 to 5 feet. The Dwarf Champion described here is a more desirable Pea, an improvement over this one. Pkt. 10 cts., ½pt. 15 cts., pt. 30 cts., qt. 60 cts., 2 qts. \$1.20, 4 qts. \$2.25, pk. \$4.25, bus. \$16.

Pedigree Extra-Early, or Market-Gardeners' Extra-Early. A specially selected stock for market-gardeners. Pods filled up tight to the ends, with large, luscious Peas. Grows 2 feet high. Pkt. 10 cts., ½pt. 15 cts., pt. 30 cts., qt. 60 cts., 2 qts. \$1.20, 4 qts. \$2.25, pk. \$4.25, bus. \$16.

Sutton's Excelsior. Similar in habit to Nott's Excelsior, being dwarf, about 15 inches high, yet the pods are larger. Peas tender and of fine flavor. It is a good one. Pkt. 10 cts., ½pt. 15 cts., pt. 30 cts., qt. 60 cts., 2 qts. \$1.20, 4 qts. \$2.25, pk. \$4.25, bus. \$16.

Little Marvel. A new, dwarf, extra-early Pea. Plants grow 15 inches high, well filled with rich, dark green pods, containing 5 to 7 large Peas of finest quality. Fine for market- or home-garden. Pkt. 10 cts., ½pt. 15 cts., pt. 30 cts., qt. 60 cts., 2 qts. \$1.20, 4 qts. \$2.25, pk. \$4.25, bus. \$16.

Laxtonian. Grows 15 to 20 inches high and the pods are very large; often 9 big Peas in a pod. It is the largest-podded of all dwarf varieties, and early. Pkt. 10 cts., ½pt. 15 cts., pt. 30 cts., qt. 60 cts., 2 qts. \$1.20, 4 qts. \$2.25, pk. \$4.25, bus. \$16.

Market Surprise. A new early sort. Vines grow about 2½ feet high and are literally covered with pods of good size. Very rich flavor. Pkt. 10 cts., ½pt. 15 cts., pt. 30 cts., qt. 60 cts., 2 qts. \$1.20, 4 qts. \$2.25, pk. \$4.25, bus. \$16.

Potlach. Large-podded Pea, of excellent quality; one of the heaviest yielders of the second-early varieties; grows about 2 feet. A valuable market sort. Pkt. 10 cts., ½pt. 15 cts., pt. 30 cts., qt. 60 cts., 2 qts. \$1.20, 4 qts. \$2.25, pk. \$4.25, bus. \$16.

Bliss' Everbearing. One of the best main-crop Peas. Pods are 3 to 4 inches long and well filled. Very prolific. Plants grow 2½ feet high. About 80 days from planting to picking. Pkt. 10 cts., pt. 30 cts., qt. 60 cts., 4 qts. \$2.25, pk. \$4.25, bus. \$16.

Dwarf White Marrowfat. Grows 4 to 5 feet; very prolific. Pkt. 10 cts., ½pt. 15 cts., pt. 30 cts., qt. 60 cts., 2 qts. \$1.20, 4 qts. \$2.25, pk. \$4.25, bus. \$16.

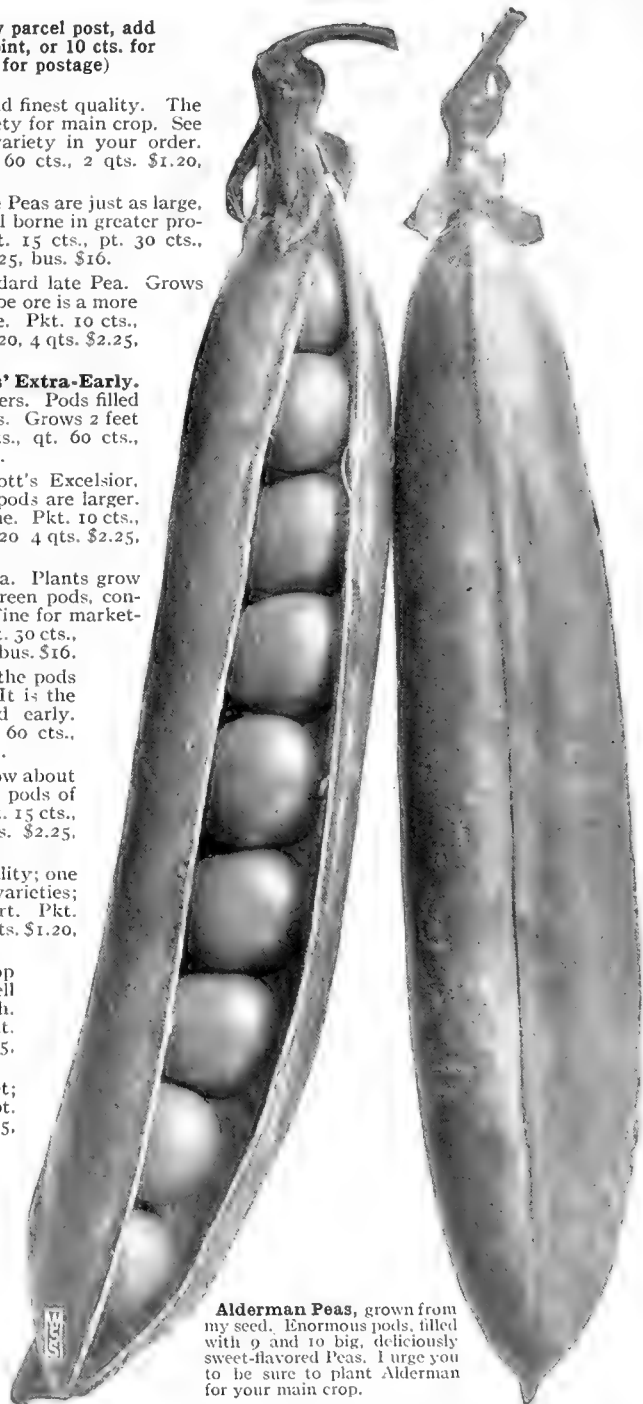
SUGAR PEAS

Dwarf Gray Sugar Peas. Pkt. 10 cts., ½pt. 15 cts., pt. 30 cts., qt. 60 cts., 2 qts. \$1.20, 4 qts. \$2.25, pk. \$4.25, bus. \$16.

Tall Gray Sugar Peas. Pkt. 10 cts., ½pt. 15 cts., pt. 30 cts., qt. 60 cts., 2 qts. \$1.20, 4 qts. \$2.25, pk. \$4.25, bus. \$16.

Mammoth Melting Sugar Peas. Failure.

Mammoth Luscious Sugar Peas. Without exception the largest, sweetest, purest, most desirable of all Sugar Peas. Unfortunately, the crop of this fine variety was almost destroyed by a hail storm, hence we have only a very limited quantity to offer in packets, pints and quarts only. Pkt. 20 cts., pt. 50 cts., qt. \$1.



Alderman Peas, grown from my seed. Enormous pods, filled with 9 and 10 big, deliciously sweet-flavored Peas. I urge you to be sure to plant Alderman for your main crop.

Plant Schell's Quality Seeds—They Grow Better, They Yield Better

"I am very much pleased with your seeds; have the finest garden I had for many years. Your seeds are certainly of high quality."—Mrs. S. H. NISSLEY, Elizabethtown.

"I have used your Curled Simpson Lettuce for seven years exclusively, and think it the finest obtainable. All your seeds did fine."—Mrs. I. S. BILLMAN, Landisburg.

"I had excellent crops from your seeds. Am well pleased with them. They are the best seeds I ever had."—JOHN KALESAR, Taylor, Pa.

"We are very much pleased with the seeds bought from you. They are absolutely the best."—EMMA C. SPRENKLE, Fairfield.



Pearl Forcing Radishes

These are grown from my special individual strain of this grand variety. Pearl Forcing is, in my judgment, the finest extra-early, long, white Radish in cultivation. The name Pearl Forcing does not mean that this splendid Radish is for greenhouse culture especially. No, it is just as suitable for growing out in the garden and grows just as perfect outside. Market-gardeners everywhere grow it in great quantities inside and outside. It grows remarkably quick—in 3 to 4 weeks—and it is so very tender and crisp and of such a beautiful shape and so snowy white that it creates a demand for itself. Sow a patch every 2 weeks in the greenhouse or outside in the garden and have **Pearl Forcing** coming all the time. It will mean profit for you.

Prices of Pearl Forcing Radish: Pkt. 5 cts., oz. 20 cts., 1/4lb. 60 cts., lb. \$2.

July 15, 1918.
 "From the half pound of your Pearl Forcing Radish seed, sown broadcast on a space 42 x 55 feet, I sold 1,119 bunches, 8 to 10 Radishes in a bunch, at 3 1/3 cts. per bunch wholesale, making a net return of \$37.30. This seed is certainly fine. They surpass all others on the market."—H. S. KIMBEL, Market-Gardener.

Schell's Early Scarlet Globe Radish

A perfect strain of this popular, bright, rich red, breakfast Radish. It would surprise you, perhaps, to see the many gardeners' orders we fill for 10, 20, 50, 75, and hundreds of pounds of our Scarlet Globe Radish. Why? Because they have been growing it year after year and know that our seed produces the finest quality. You could order Scarlet Globe Radish from half a dozen different seedhouses and perhaps get as many different strains or types. That is why I refer to my distinct, individual strain of Scarlet Globe. It is a perfect round globe with tiny root, preventing any taper to the globe. The color is a most striking rich red, full of life—not that dead, unattractive color so often seen in other strains. To be safe and sure of a crop of first quality, sow Schell's Early Scarlet Globe.

Pkt. 5 cts., oz. 20 cts., 1/4lb. 50 cts., lb. \$1.65

RADISH

HOW TO GROW RADISHES.—For good, tender, well-shaped Radishes, you must have good, rich, deep, well-prepared soil. They cannot do well in hard, "clayey" soil. Sow the seed early and make other sowings every two weeks. This gives you fresh tender Radishes all season. If too large a sowing is made at one time, they may get tough or pithy before all can be used. Sow the seed in rows rather than broadcasting it, for when sown in rows they may be kept clean of weeds. Rows may be made 4 or 6 or 12 inches apart, depending on the quantity you are growing. Sow seed thin enough so they do not need to be thinned out. Sow seed of winter Radishes in July and August; then take them up before freezing and store in pits or cover with sand in the cellar, and they will keep finely all winter. One ounce will sow a row 100 feet long; 10 pounds to the acre.

ROUND VARIETIES

Schell's Special Forcing Radish. A handsome globe-shaped Radish with the clearest, richest red top and almost the entire lower half of the globe a pure snow-white. It is very attractive when bunched for market and its delicious quality creates a demand for it again. Pkt. 5 cts., oz. 20 cts., $\frac{1}{4}$ lb. 50 cts., lb. \$1.65.

Early Scarlet Globe. For forcing under glass or outdoors. Pkt. 5 cts., oz. 20 cts., $\frac{1}{4}$ lb. 50 cts., lb. \$1.65.

Early Scarlet Turnip White-tipped. Pkt. 5 cts., oz. 20 cts., $\frac{1}{4}$ lb. 50 cts., lb. \$1.65.

Crimson Giant Forcing. Very fine round red; larger than Scarlet Globe; best for forcing. Pkt. 5 cts., oz. 20 cts., $\frac{1}{4}$ lb. 50 cts., lb. \$1.65.

Philadelphia White Box. Round white Radish. Pkt. 5 cts., oz. 20 cts., $\frac{1}{4}$ lb. 50 cts., lb. \$1.65.

Early Round Dark Red. Round, handsome, rich-colored. Pkt. 5 cts., oz. 20 cts., $\frac{1}{4}$ lb. 50 cts., lb. \$1.65.

French Breakfast. Long, olive-shaped, bright red, with distinct white tip. Pkt. 5c., oz. 20c., $\frac{1}{4}$ lb. 50c., lb. \$1.65.

Giant White Stuttgart. A mammoth white Radish, the largest of the turnip-shaped varieties. Solid, crisp, and highly flavored. Pure white. Drop seed about an inch and a half apart to give it the size. Failure.

Royal Red Forcing. A forcing strain of Scarlet Globe. Every garden should have a planting of this Radish the first thing in spring. Fine for forcing under glass. Pkt. 5 cts., oz. 20 cts., $\frac{1}{4}$ lb. 50 cts., lb. \$1.65.



Long Scarlet Short-Top. Very early and very good



White Chinese Radish

Stump-rooted Radish for fall and winter use.

LONG WHITE VARIETIES

Icicle. One of the finest white Radishes for early spring. Ready to use in 20 to 25 days from planting. Long, slender, pure white, very crisp and tender. Pkt. 5 cts., oz. 20 cts., $\frac{1}{4}$ lb. 50 cts., lb. \$1.65.

Long White Vienna, or Lady Finger. If planted at the same time as Icicle, this variety will be ready for use as the crop of Icicle is over. Pkt. 5 cts., oz. 15 cts., $\frac{1}{4}$ lb. 45 cts., lb. \$1.50.

Pearl Forcing. The Pearl Forcing is a clear snow-white Radish, maturing as early as Icicle (20 to 25 days), and has that good, tender and crisp taste. Grow it all season. (See page 32.) Pkt. 5 cts., oz. 20 cts., $\frac{1}{4}$ lb. 60 cts., lb. \$2.

White Strasburg. The best long white for growing during the summer season; does not get pithy so readily as the earlier varieties. Pkt. 5 cts., oz. 15 cts., $\frac{1}{4}$ lb. 45 cts., lb. \$1.50.

LONG RED VARIETIES

Long Scarlet Short-Top. Long, slender, handsome, red Radish, maturing 25 days after planting. Grows 5 to 6 inches long. Pkt. 5 cts., oz. 15 cts., $\frac{1}{4}$ lb. 45 cts., lb. \$1.50.

Chartier. Long; red with white tip. Very fine tender market Radish. Pkt. 5 cts., oz. 15 cts., $\frac{1}{4}$ lb. 45 cts., lb. \$1.50.

Cincinnati Market, or Glass Radish. This is sometimes called the Red Icicle because of its extreme earliness and fine quality. Its bright, clear color makes it a good seller on the market. Pkt. 5 cts., oz. 15 cts., $\frac{1}{4}$ lb. 45 cts., lb. \$1.50.

Long Brightest Scarlet, or Long Cardinal. Grows very quickly; color bright red, white tip; fine for bunching for market. Pkt. 5 cts., oz. 15 cts., $\frac{1}{4}$ lb. 45 cts., lb. \$1.50.

WINTER RADISHES

White Chinese. The large, stump-rooted, white winter Radish; the best Radish for this season. Pkt. 5 cts., oz. 15 cts., $\frac{1}{4}$ lb. 45 cts., lb. \$1.50.

Rose Chinese. Sow in the fall. Similar to the white, but red and not so large. Pkt. 5 cts., oz. 15 cts., $\frac{1}{4}$ lb. 45 cts., lb. \$1.50.

Round Black Spanish. The skin is almost black, but the flesh is white and very sweet. Sow in the fall. Pkt. 5c., oz. 15c., $\frac{1}{4}$ lb. 45c., lb. \$1.50.

Long Black Spanish. Sow in the fall. Like the above except that it is long instead of round. Pkt. 5 cts., oz. 15 cts., $\frac{1}{4}$ lb. 45 cts., lb. \$1.50.

California Mammoth White Winter. Pkt. 5c., oz. 15c., $\frac{1}{4}$ lb. 45c.

TOMATO

HOW TO GROW TOMATOES.—Plan to grow an early crop and a main or general crop. For market or your own use, the idea of an early Tomato is to have it as early as possible. The early varieties are all small fruits compared with the main-crop sorts; so do not expect large early Tomatoes. It is well to grow several early and several late sorts if there is room enough. For early crop, sow the seed in February or March in greenhouse, hotbeds, or in boxes in the house for home-gardens. When plants are 2 inches high, transplant them indoor: giving room between the plants as they are short and stalky. If they are too close, they get long and "spindly." Set the plants out as soon as soil is in condition and there is no danger of freezing. They may also be grown in pots in the house, then set out when in blossom. For main crop, start seed two to four weeks later, transplant, then set out. When it can be done, we advise supporting plants on stakes, racks, or tellises. They do better, are more easily cultivated, and continue to yield longer. Grow King-of-All as one of your main-crop varieties. One ounce will produce about 3,000 plants.

My Tomato seed is saved from perfect-type fruits, and if your soil is right, the weather conditions at all favorable, and you give the growing plants the attention they deserve, you will obtain a crop of the most excellent fruits of any of the varieties I offer. It stands the severest test of the most critical market-gardeners. You will thoroughly agree with this if you sow my seed.


SCHELL'S KING-OF-ALL TOMATO

The Grandest of them all. Truly entitled to its name, for it outyields all others. It is perfect in shape, very large in size, and unexcelled in quality.

King-of-All Tomato is a main-crop variety. Its wonderful yield is one of its greatest values, starting off as it does rather early in the season with the plants crowded full of clusters of the most beautiful big deep red Tomatoes, perfectly smooth right up to the stem, and it continues to bear them until stopped by the grower or by frost. When put in baskets on the market, folks cannot resist them because of their beautiful, attractive appearance. They are *perfect*. The illustration is from an actual photograph of King-of-All, grown by one of my market-gardener customers, Mr. David Hepford, from the seed we sold him. Order it on my recommendation and I know you will be glad you did. Send your order early. **Pkt. 10c., 1/4oz. 25c., 1/2oz. 50c., oz. \$1, 1/4lb. \$3, 1/2lb. \$5, 1b. \$10.**

Mr. E. G. DYMOND, extensive market-gardener, writes me: "If my patch had all been King-of-All, I would have had *ten thousand baskets*. I never saw such *nice, large, smooth Tomatoes* in my life, not even at all the fairs I have been to. Thirty Tomatoes often filled a 14-quart basket. I will have a thousand baskets yet if frost holds off two weeks."

Grown from my high-quality seed by Mr. David Hepford, market-gardener.



Schell's Quality Largest Early Tomato

This is **without exception the grandest early Tomato** (not extra-early, such as First Early, but following it) **in cultivation**. In size they are as large as Matchless, but far superior. The fruits are thick through, more globe-shaped than any other large Tomato; from side to side it is almost all solid, meaty flesh, with scarcely any seeds; they are as smooth as an apple and ripen evenly all over and up to the stem a beautiful bright crimson. My Quality Largest Early yields enormously and continuously until killed by freezing weather in the fall. **Pkt. 5 cts., oz. 50 cts., 1/4lb. \$1.75, lb. \$6.**

Dwarf Champion. Deep purplish red. Plants stand up like small trees. Pkt. 5 cts., oz. 40 cts., 1/4lb. \$1.25, lb. \$4.

Early Acme. Early; purplish pink; prolific. Pkt. 5 cts., oz. 40 cts., 1/4lb. \$1.25, lb. \$4.

Enormous, or Eight-to-a-Yard. Immense size; smooth and solid; deep red. Pkt. 5 cts., oz. 75 cts., 1/4lb. \$2, lb. \$7.

Golden Queen. Large, smooth, pure yellow. Pkt. 5 cts., oz. 40 cts., 1/4lb. \$1.25, lb. \$4.

Livingston's Globe. A beautiful, perfect globe-shape, large, smooth; few seeds; ripens evenly. Color glossy red, tinged with purple. Pkt. 5 cts., oz. 40 cts., 1/4lb. \$1.25, lb. \$4.

Sparks' Earliana. Extremely early and immensely productive. The fruits are crowded in clusters over the entire plant. Color is deep red. A most desirable variety for first-early market. Pkt. 5 cts., oz. 40 cts., 1/4lb. \$1.25, lb. \$4.

Chalk's Early Jewel. Acknowledged to be the largest extra-early Tomato; smooth; richly flavored; bright red color; almost as early as Earliana, and larger and just as prolific; more desirable where a first-early is not wanted. Pkt. 5 cts., oz. 40 cts., 1/4lb. \$1.25, lb. \$4.


Matchless. Very large, beautiful, cardinal-red fruits; solid and meaty with few seeds. One of the heaviest yielders. An excellent main- or general-crop variety. Pkt. 5 cts., oz. 40 cts., 1/4lb. \$1.25, lb. \$4.

Crimson Cushion. Large, handsome, crimson-colored fruits. Pkt. 5 cts., oz. 50 cts., 1/4lb. \$1.75, lb. \$6.

New Red Rock. Very solid; smooth and of very fine flavor. It is an extraordinarily heavy producer. Twenty-five tons of fruit have been grown to the acre. Pkt. 5 cts., oz. 40 cts., 1/4lb. \$1.25, lb. \$4.

Bonny Best. Very early; a good forcing variety. Smooth, solid, and of the finest quality. Pkt. 5 cts., oz. 40 cts., 1/4lb. \$1.25, lb. \$4.

"West's First Early." Considered by gardeners as the best for forcing in the greenhouse and for extra early garden crop. The illustration shows the beautiful shape. The color is a rich attractive red. It is remarkable the way the plants yield, all over the plants are clusters of from 6 to 18 Tomatoes each. Grow it for your very first extra-early crop, but not as a main or general crop. "King of All" is the big Tomato for main crop. Pkt. 10 cts., 1/2oz. 50 cts., oz. \$1, 1/4lb. \$3.50, lb. \$12.



"West's First Early"
Beats them all into market. Exceedingly early and plants loaded with Tomatoes.

Ponderosa, or Beefsteak. The largest Tomato in cultivation. Not so smooth as Stone or other smaller-fruited kinds, but very fine quality for slicing. Deep purple-crimson. Fleshy, with small seed-cells. Pkt. 5 cts., oz. 50 cts., 1/4lb. \$1.75, lb. \$6.50.

John Baer. Claimed by the introducer to be one of the very earliest varieties. Produces perfect, solid, high-crown, beautiful, brilliant red, shipping Tomatoes in 30 days from strong plants grown in paper pots and transplanted with roots undisturbed. An enormous yielder, producing 50 to 100 fruits to a plant. Those who have grown it think well of it. **Pkt. 10 cts., 1/2oz. 25 cts., oz. 50 cts., 1/4lb. \$1.75, lb. \$5.50.**

Dwarf Stone. Plants grow somewhat like Dwarf Champion. The fruits are large, bright scarlet and of finest shape. Pkt. 5 cts., oz. 40 cts., 1/4lb. \$1.25, lb. \$4.

I. X. L. A very fine extra-early variety. My stock of this was grown from seed purchased from the originator, hence is the genuine I. X. L. It is extremely early and wonderfully prolific. Pkt. 10 cts., oz. 40 cts., 1/4lb. \$1.25, lb. \$4.

June Pink. Similar in every respect to Earliana, except in color, it being a flesh-pink. Pkt. 5 cts., oz. 40 cts., 1/4lb. \$1.25, lb. \$4.


Red Pear-shaped. For preserving. Pkt. 5 cts., oz. 40 cts.

Red Plum-shaped. For preserving. Pkt. 5 cts., oz. 40 cts.

Yellow Plum. For preserving. Pkt. 5 cts., oz. 40 cts., 1/4lb. \$1.25, lb. \$4.

Stone. One of the most desirable main-crop varieties. Fruits large, smooth, bright scarlet, and of finest quality. Very productive. Ideal for home use or canning. Pkt. 5 cts., oz. 40 cts., 1/4lb. \$1.25, lb. \$4.

"The quality of your First Early Tomato is fine; as to shape it could not be better; as to yield it beats anything I ever saw. The vines were covered with Tomatoes."—J. M. CONN, O., Market-Gardener.



Stone Tomato. Smooth, rich color and flavor; yields heavily; an elegant main crop.

SALSIFY, or VEGETABLE OYSTER

HOW TO GROW SALSIFY.—Sow early in the spring in drills 15 inches apart, 1 inch deep; thin to 6 inches in rows. Cultivate the same as carrots or parsnips. It is hardy; can remain in the ground all winter for early spring use, but should be taken up before it starts growing; take up a supply for use during the winter. Succeeds best in a light, well-enriched, mellow soil. Used the same as carrots; or, after having been boiled, it may be made into cakes and fried like oysters, which it resembles in flavor. One ounce for 50 feet of drill.

Mammoth Sandwich Island. The best variety. Grows to a large size and is very mild and delicately flavored. Pkt. 5 cts., oz. 25 cts., ¼lb. 75 cts., lb. \$2.50.

SPINACH

High-germinating Seed

HOW TO GROW SPINACH.—Good rich soil is important to Spinach, both for its growth and in making the leaves more tender and succulent. Sow the seed in early spring in rows 12 inches apart; cover it an inch deep. Many broadcast the seed, covering with a harrow or rake. Make a sowing every two weeks for continuous crops. Do not sow seed in dry weather; it will never come up. It must have a moist soil. Sow in September for fall and early spring crops. Use straw or "strawy" manure when really cold weather comes. Nitrate of soda is splendid to give rapid growth to Spinach. One ounce will plant a row 100 feet long; 10 pounds to the acre when drilled.

Long-Standing. Large, crimped, thick, savoy-leaved. Stands the heat well. One of the best for spring sowing. Pkt. 5 cts., oz. 10 cts., ¼lb. 25 cts., lb. 80 cts., 10 lbs. \$7.50.

Bloomsdale, or Savoy-leaved. Leaves are curled and wrinkled. Very fine for fall sowing. The favorite of the market-gardener. Pkt. 5 cts., oz. 10 cts., ¼lb. 25 cts., lb. 80 cts., 10 lbs. \$7.50.

Thick-Leaf. Large, thick, crumpled leaves of fine quality; very slow in running to seed; one of the best for market. Pkt. 5 cts., oz. 10 cts., ¼lb. 25 cts., lb. 80 cts., 10 lbs. \$7.50.

Victoria. Heavy, crimped, dark green leaves; very fine for spring sowing; is very slow to run to seed. Pkt. 5 cts., oz. 10 cts., ¼lb. 25 cts., lb. 80 cts., 10 lbs. \$7.50.

Long Season, or All Seasons. Grows longer during early summer and stands heat without going to seed much longer than any other. Does not grow so large, but the quality is the finest. Pkt. 5 cts., oz. 10 cts., ¼lb. 25 cts., lb. 80 cts., 10 lbs. \$7.50.

Prickly, or Winter. Pkt. 5 cts., oz. 10 cts., ¼lb. 25 cts., lb. 80 cts., 10 lbs. \$7.50.

New Zealand. Pkt. 5 cts., oz. 10 cts., ¼lb. 25 cts., lb. 80 cts., 10 lbs. \$7.50.

New Giant Eskimo. The leaf is intensely dark green, very thick and crumpled, with small ribs. Will stand the heat a long time without running to seed. Pkt. 5 cts., oz. 10 cts., ¼lb. 25 cts., lb. 80 cts., 10 lbs. \$7.50.



Mammoth Sandwich Island Salsify

One of the bunches that took First Prize at the Pennsylvania State Agricultural Show. Grown by Mr. George F. Harting, field and hothouse vegetable-grower, of Ohio, who writes me: "My dear Sir: I have just finished digging two acres of Oyster Plant. I sowed three lots of seeds, but find that your seed produced the best of the three. Enter my order for ten pounds more of the same stock."

Do Schell's Quality Seeds Grow Better and Yield Better? Those who plant them say they do.



Bloomsdale Spinach

SWEET POTATO PLANTS

I make a specialty of an extra-fine selected strain of the Big Yellow Sweet Potatoes. I furnish the plants in any quantity.

Write for prices on extra-fine plants, grown here in Dauphin County.

HORSE-RADISH ROOTS

Mallner Kren. A large, quick-growing variety, which is now the very best Horse-Radish grown. Large, strong cuttings, 25 cts. per doz., 75 cts. per 100 (postpaid \$1), \$6 per 1,000.

RHUBARB ROOTS

Victoria. 75 cts. per doz., \$5 per 100.

SQUASH

HOW TO GROW SQUASH.—Plant 8 or 10 seeds in each hill and have hills of bush varieties 3 to 4 feet apart and vining late sorts 6 to 8 feet apart each way. After danger of bugs is over, thin out all but four of the best plants. Before planting seeds, work manure in each hill. Winter Squash are also grown like Pumpkins in the corn fields at the same time you plant the corn, in every fourth hill. Spray Squash vines with pyrox to kill bugs and prevent blight. One ounce will plant 25 hills; 4 pounds to the acre.

Golden Custard. Golden yellow flesh, of finest quality. This is a mammoth strain of Golden Bush. Pkt. 5 cts., oz. 15 cts., $\frac{1}{4}$ lb. 30 cts., lb. \$1.

Mammoth White Bush, or Pattypan. Pkt. 5 cts., oz. 15 cts., $\frac{1}{4}$ lb. 35 cts., lb. \$1.25.

Yellow Bush. Scalloped "Pattypan," similar to the above except the skin is a deep yellow. Pkt. 5 cts., oz. 15 cts., $\frac{1}{4}$ lb. 35 cts., lb. \$1.25.

Boston Marrow. Pkt. 5 cts., oz. 15 cts., $\frac{1}{4}$ lb. 30 cts., lb. \$1.


Golden Hubbard. Yellow skin. Pkt. 5 cts., oz. 15 cts., $\frac{1}{4}$ lb. 45 cts., lb. \$1.50.

Improved Hubbard. Green skin. Pkt. 5 cts., oz. 15 cts., $\frac{1}{4}$ lb. 45 cts., lb. \$1.50.

Golden Crookneck. Yellow fruits; a good summer variety. Pkt. 5 cts., oz. 15 cts., $\frac{1}{4}$ lb. 45 cts., lb. \$1.50.

Delicious. These vary in color and form, but the dark orange flesh is always of the most delicious flavor. Pkt. 5 cts., oz. 20 cts., $\frac{1}{4}$ lb. 60 cts., lb. \$2.

Both *Squash* and *Turnip* can be grown in the cornfields, thus doubling your crops, and both are profitable crops. For several years Turnips have been bringing good prices and they require little work.



Mammoth White Bush, or Pattypan Squash, grown from my seed by Mr. Morris King.



Perfect specimen of Purple-Top White Globe Turnip, grown from Schell's Quality Seed.

TURNIP

HOW TO GROW THEM.—To have Turnips early, sow seed in early spring; for winter crop, sow in July and August. Sow alone or in cornfields at last cultivation of the corn. Do not sow too thick; in small gardens thin plants to 4 inches apart. Do not make soil too rich. Where chicken manure or heavy applications of stable manure have been used, it has caused the growth principally of foliage with only a small thin root instead of the heavy globe root and medium foliage it naturally should produce. One ounce of seed will sow a row 200 feet long; 2 pounds to the acre.

Plant more Turnips. They pay big profits.



Purple-Top Strap-Leaf Turnip

My Turnip seed is of a quality unexcelled, producing Turnips perfect in shape, tender and sweet.

Purple-Top Strap-Leaf Flat. Pkt. 5 cts., oz. 20 cts., $\frac{1}{4}$ lb. 50 cts., $\frac{1}{2}$ lb. 90 cts., lb. \$1.75.

Purple-Top White Globe. Pkt. 5 cts., oz. 20 cts., $\frac{1}{4}$ lb. 60 cts., $\frac{1}{2}$ lb. \$1, lb. \$2.

Red-Top White Globe. Pkt. 5 cts., oz. 20 cts., $\frac{1}{4}$ lb. 60 cts., $\frac{1}{2}$ lb. \$1, lb. \$2.

Yellow, or Amber Globe. Yellow flesh; very fine. Pkt. 5 cts., oz. 20 cts., $\frac{1}{4}$ lb. 50 cts., $\frac{1}{2}$ lb. 90 cts., lb. \$1.75.

Early White Flat Dutch. All white, flat. Pkt. 5 cts., oz. 20 cts., $\frac{1}{4}$ lb. 50 cts., $\frac{1}{2}$ lb. 90 cts., lb. \$1.75.

Cow Horn. For stock; also used for a turning-under crop. Pkt. 5 cts., oz. 20 cts., $\frac{1}{4}$ lb. 50 cts., $\frac{1}{2}$ lb. 90 cts., lb. \$1.50.

White Globe. Altogether white, globe-shaped. Pkt. 5 cts., oz. 20 cts., $\frac{1}{4}$ lb. 50 cts., $\frac{1}{2}$ lb. 90 cts., lb. \$1.75.

White Egg. White, shaped oval like an egg. Pkt. 5 cts., oz. 20 cts., $\frac{1}{4}$ lb. 50 cts., $\frac{1}{2}$ lb. 90 cts., lb. \$1.75.

RUTABAGA

Purple-Top Yellow Globe. Good for table use or for stock. Pkt. 5 cts., oz. 20 cts., $\frac{1}{4}$ lb. 50 cts., lb. \$1.75.

Pure Maine-Grown Seed Potatoes

GROWN ESPECIALLY FOR ME IN THE STATE OF MAINE

Inspected by the government and guaranteed perfect stock

HOW TO GROW POTATOES.—You can grow Potatoes anywhere in good, rich, loose, well-drained soil if weather conditions are right. It requires 10 to 12 bushels to plant an acre, which should produce from 200 to 300 bushels. A Potato can be cut in two, three, or four pieces and each piece should contain two or three eyes. Plant these pieces 15 inches apart in the rows. First work the soil thoroughly, make rows 2 to 3 feet apart for hand or horse cultivation; open a furrow 4 inches deep in each row; then put in your fertilizer (mix thoroughly with the soil) and plant the pieces in these furrows. Cultivate often and spray every ten days or two weeks with Pyrox to kill the bugs and prevent blight. To plant a row 100 feet long, eighty pieces are required.

My Seed Potatoes are grown in Maine by special contract with one who has made Seed Potato-growing a business for many years, and who has the enviable reputation of producing the handsomest, cleanest, truest type of northern-grown Seed Potatoes that ever came to the middle and southern markets for planting. This high quality gave my customers most satisfactory results in past years. A number of my customers found by actual test that the Maine Seed Potatoes, planted under the same conditions as their own home-grown Potatoes, seemed to withstand the blight far better because of their vigorous qualities, and yielded far more to the acre, and better Potatoes. Every large Potato-grower knows that Maine produces the best Seed Potatoes in the world.



Irish Cobbler. Three times as many baskets to the row. **GEORGE DAVIS**, market-gardener, says: "I am convinced by actual test that it pays to pay the price and plant your **Maine-Grown Seed Potatoes**. Planted side by side, in the same field on the same day, cultivated and sprayed in the same way, yours produced **nine** baskets to the row and mine only **three**."



By reason of its northern latitude and the virgin soil in which the Potatoes are grown, they inherit those staple and vigorous qualities which make them at once the best and most valuable seed known.

Potatoes and other foods are more necessary this year than ever before. Plant my **Maine-Grown Seed Potatoes**. They will cost you a trifle more, but they will produce from two to three times as many Potatoes in every row as will home-grown Potatoes.

Digging a crop produced from **Maine-Grown Seed Potatoes**, with an Iron Age Digger. We sell the Planters, Sprayers and Diggers. Ask us about them.

MR. LAWRENCE STROCK, Mechanicsburg, Pa., says: "From 1 3/4 acres of your Rural New Yorker I grew over 500 bushels of the finest Potatoes I ever grew. I never had such a splendid crop."

POTATO SEED

Potato seeds are curious and wonderful. The seed produces an amazing diversity of potatoes. It may not be generally known that every seed will bring a different variety—each one more or less distinct from each other. Such is the case. The product of a packet of seeds will be a vast number of colors, shapes and sizes. There will be white, yellow, pink, red, blue, purple and black potatoes. There will be shades innumerable. Extraordinary freaks sometimes develop—such as a potato having vines that run on the ground like a cucumber vine, the joints taking root and producing potatoes at every joint, etc.

Potato seeds grow as readily as tomato seeds. Plant them early in the spring and when they are 3 or 4 inches high, transplant 2 feet apart.

The Seeds are exceedingly prolific. It is not an uncommon thing for one seed to produce 50 to 150 perfect potatoes the first season. **Pkt. 15 cts., 4 pkts. 50 cts.**



Genuine **Early Rose** from my Maine-Grown Seed Potatoes

PURE MAINE-GROWN SEED POTATOES, continued

PRICES SUBJECT TO CHANGE WITH THE MARKET. It will be well for you to write for market prices in sack lots when you are ready to order.

Price, any of the following varieties: \$8.75 per sack (each sack containing 1 barrel or 2¾ bus.), bus. \$3.50, ½bus. \$1.75, pk. 90 cts., ½pk. 45 cts., ¼pk. 25 cts.

Postpaid prices within 150 miles from here: 4 lbs. 35 cts.; 8 lbs. 60 cts.; 15 lbs. \$1.25; 30 lbs. \$2.25. If to be mailed beyond 150 miles from here add to these prices one cent for each pound additional.

Orders booked any time and shipment of delivery is made just as soon after March 1 as the weather permits. Get your order entered now, and be protected against any possible advance in price.

I have the following varieties to offer. Each sack contains 2¾ bus. or 165 lbs.

Irish Cobbler. A great favorite; early; heavy yielder; good keeper. We sell more Irish Cobblers than any other.

Early Ohio. One of the best early varieties on the market.

Bliss' Triumph. Extra-early; round; red, very fine.

Bovee. (Genuine.) One of the earliest; tubers oblong; pink skin; big yielder.

Early Rose. The genuine Early Rose; a standard variety.

Green Mountain. Medium-early Potato; snow-white; gives excellent results on all kinds of soil; very fine.

Gold Coin. Exceptionally heavy yielder; main crop; roundish oblong.

Russet. Splendid late or main crop; big yielder; very robust plants.

Rural New Yorker. Well-known favorite; late variety.

Carman No. 3. Large; late; skin and flesh white; finest quality; very prolific.

Sir Walter Raleigh. A standard late or main crop.


American Giant. One of the biggest yielders ever grown. Long, white, smooth Potato. A favorite of market-gardeners.

Eureka. One of the best extra-earlies; finest quality.

Noroton Beauty, or Quick Lunch. Very early; globular; pink markings.

SPRAY WITH PYROX to kill Potato bugs and prevent blight. This wonderful spray, PYROX, has been the means of saving thousands of acres of Potatoes from the ravages of these two plagues. PYROX is two sprays in one, and it sticks to the foliage like paint; rain won't wash it off. It kills the bugs and prevents the blight—the disease of the plant. Ask for special booklet. Lb. 40 cts., 5 lbs. \$1.50, 10 lbs. \$2.75, 25 lbs. \$5.75, 50 lbs. \$10.75, 100 lbs. \$20, 300 lbs. \$57 (10 lbs. make 50 gals., enough for one acre, once over.)

Use "BLACK-LEAF 40" to kill Potato lice. We have it.



Pure Bred Early Ohios, as grown from my Maine Seed Potatoes. Early Ohio is one of the leading extra-early market varieties

FLOWER SEEDS



My Flower Seeds are the very best that grow. If you grow Asters, get my Quality Seed this year and you will be greatly pleased. *Note carefully*—Do not sow flower seeds too early outdoors. This is the cause of many failures. Most flower seeds are tender and must be given gentle care until they are established. The seed should not be sown until the ground is thoroughly warm. May is plenty early enough, and the seed will germinate better and the plants grow faster than when sown in April. The soil should be made rich and fine, and great care should be taken not to get the seed too deep, merely covered; then do not let the top-soil bake hard; prevent this by sprinkling sand over it and by frequent waterings, using a fine mist. Do not let the soil become wet or soggy—just nicely moist.

ASTERS THE FAVORITE FALL FLOWER

EARLY ASTERS

SCHELL'S EARLIEST WHITE. The earliest Aster in cultivation. It is earlier than the Extra-Early Queen of the Market, or Queen of the Earlies. Ten to twenty immense double, feathery flowers are produced by the plants on long, slender, upright stems. The petals are long and beautifully recurved. The ragged, irregular petals in the center of the flowers add to the beauty and grace of this earliest of all Asters. Planted at the same time, my new Earliest White Aster will bloom a week earlier than Queen of the Market. This makes it valuable in the markets. **White.** Pkt. 10 cts., 1/4oz. \$2, 1/2oz. \$3.50, oz. \$7.

QUEEN OF THE MARKET. This variety is extra early, following my Earliest White. The plants are dwarf and branching. The flowers are very double and valuable for cutting. I have it in the following separate colors: **Pure White, Pink, Crimson, Blue, and All Colors Mixed.** Each, pkt. 5 cts., 1/4oz. 30 cts., 1/2oz. 60 cts., oz. \$1.

EARLY LAVENDER GEM. When first open, the flower is an exquisite lavender, deepening with age. The flower is always full-double, showing no tendency to produce single or semi-double blooms. The fluffy effect of the Ostrich-feathered type, to which it belongs, is enhanced by the fact that it bears a large proportion of long, partly tubular florets, that are irregularly cut and slashed, so that the flower looks like a ragged chrysanthemum. The plant is erect and of medium height, branching close to the ground. The flowers are borne in profusion on long, slender, wiry stems. In season it comes between Queen of the Earlies and Daybreak, and is therefore classed with the early sorts. To the florist the value of Lavender Gem can scarcely be overestimated. **Lavender.** Pkt. 10 cts., 1/4oz. \$1.50, 1/2oz. \$2.50, oz. \$5.

SCHELL'S NOBLE ASTER. In two distinct colors. Noble, because the plants are so vigorous and stand up so straight that they cannot but be admired for their firm, upright growth. The strong, stiff flower-stems are long and straight and the flowers are unusually large for so early a variety. The flowers are so very double and the petals so close that they are almost round or globe-shaped. My Noble Asters follow my Earliest White in blooming. They are early but not so early as the Earliest White. **White, Light Pink, and Mixed.** Each, pkt. 10 cts., 1/4oz. \$1.25, 1/2oz. \$2, oz. \$4.

SECOND-EARLY ASTERS

NEW PINK ASTER, "PINK ENCHANTRESS." This truly is a magnificent, full-double pink Aster. The flowers grow twice the size of the illustration. It is a soft delicate pink, upright in habit of growth, with large, broad leaves, stems long, strong and graceful. It blooms between the earliest and the late varieties, being midseason. The general effect of the large, delicately colored flowers is indescribably soft and pleasing. Sold in packet only this year, 20 cts.


SCHELL'S GRANDEST ASTER. Without a doubt this is the grandest and most beautiful Aster in cultivation. The immense, fluffy flowers, measuring 4 to 6 inches in diameter, are a glorious mass of gracefully reflexed petals, crossing, curling over each other in their individual habit, making the finished flowers the grandest of all Asters. The plants are very vigorous and the flowers are borne on long, stiff stems. This variety follows in bloom the Noble Asters and precedes in bloom the later varieties. I have two colors only of this Aster. **Lavender-Pink and Pure White.** Each, pkt. 10 cts., 1/4oz. \$2, 1/2oz. \$3.50, oz. \$6.50.

DAYBREAK. This beautiful Aster is one of those rare gems that have come to stay; no private garden is complete without it and for florists' use it is unsurpassed. The flowers are round as a ball, very large and full, on long stems; the color a lovely sea-shell pink. The plant flowers very early, and is a continuous, free bloomer. The plant, strong grower, and in all respects a desirable addition. **Pink.** Pkt. 5 cts., 1/4oz. \$1.25, 1/2oz. \$2.25, oz. \$4.50.

PURITY. Is a fitting companion to Daybreak, being identical with it in form and habit, but the blooms are pure white. A finer combination of color cannot well be imagined than the massing together of these two beauties, either in bouquet groups or for decorative design. The plant is an early free bloomer, like its associate. **White.** Pkt. 5 cts., 1/4oz. \$1.25, 1/2oz. \$2.25, oz. \$4.50.

LATE ASTERS

SCHELL'S LATE BRANCHING ASTER. This magnificent Aster still reigns supreme. It is as well known among European as American growers, and every up-to-date florist has a fine display in his show windows just before the chrysanthemum comes in—in fact it is often mistaken for the chrysanthemum, which it very much resembles. It begins blooming about August 15 and continues throughout the season. The flowers are of extraordinary size, and are borne on long, graceful stems from 15 to 20 inches in length. The plants are extra large and of strong growth, one plant often covering a space 2 1/2 feet square. It is unexcelled for cutting, and is by far the most satisfactory late Aster grown. The time of blooming can, of course, be regulated to some extent by sowing the seed in the house in March or April. Grow separate colors for marketing. **Snowy White, Pink, Crimson, Purple, Lavender, and All Colors Mixed.** Each, pkt. 5 cts., 1/4oz. 35 cts., 1/2oz. 65 cts., oz. \$1.25.



Beautiful "Pink Enchantress" Aster

The flowers are always full-double, stems long, strong and graceful

AGERATUM. Dwarf, compact-growing plants, 6 to 8 inches high, covered with a sheet of bloom throughout the season. Splendid for bedding, edging or pot culture.

Blue Perfection. Deep blue. Pkt. 5 cts., 1/4oz. 20 cts.

Snowball. Pure white. Pkt. 5 cts., 1/4oz. 20 cts.

Mixed. Blue and white. Pkt. 5 cts., 1/4oz. 20 cts.

SWEET ALYSSUM. One of the easiest flowers to grow and it blooms all the time without attention. By occasional loosening of the soil and regularly trimming off the spent blooms the new blooms will be brighter and the whole plant richer. For plants to present a solid sheet of blooms, and for a border or mixing among other bedding plants or for baskets it is unequalled. The Carpet of Snow grows but 2 or 3 inches high and makes a veritable carpet of snowy whiteness which is very beautiful. The Little Gem grows from 4 to 6 inches; hence, if wanted for cutting, this variety would have longer stems.

Carpet of Snow. Pkt. 5 cts., 1/4oz. 15 cts., oz. 50 cts.

Little Gem. Pkt. 5 cts., 1/4oz. 15 cts., oz. 50 cts.

AMARANTUS. Very showy plants, 3 to 5 feet high, desirable for backgrounds or massing, or interspersed with other bedding plants. The foliage is variegated; the upright plumes and pendant-like tassels are very interesting. The varieties are known as "Love-Lies-Bleeding," "Joseph's Coat of Many Colors," "Prince's Feather," etc.

All Varieties Mixed. Pkt. 5 cts., 1/4oz. 15 cts.

ANTIRRHINUM (Snapdragon)

These form brilliant garden beds, flowering profusely and continuously the first season from seed. Unusually effective bedding displays are made from these noble plants; they grow about 2 feet high, are healthy and stocky, and completely enveloped with large Snapdragon flowers of splendid texture and substance, rendering them very durable under all conditions of weather. Their continuous-blooming qualities, ease of culture and independence of heat and drought, and pure, bright colors, should entitle them to a permanent place in gardens. Although perennials, they do splendidly when grown as annuals; spring-sown seed produces flowering plants by July, which continue to bloom in increasing profusion until frost.

TALL VARIETIES

Coral-Red. Light scarlet, with white throat. In long spikes.

Pkt. 5 cts., 1/4oz. 25 cts.

Fairy Queen. Large flowers. Golden orange, white throat.

Pkt. 5 cts., 1/4oz. 25 cts.

Grandiflorum, Queen Victoria. Large; pure white; fine for cutting.

Pkt. 5 cts., 1/4oz. 50 cts.

Galathee. Crimson and white. Pkt. 5 cts., 1/4oz. 25 cts.

Yellow. Pkt. 5 cts., 1/4oz. 25 cts.

Tall, Mixed Colors. Pkt. 5 cts., 1/4oz. 25 cts.

DWARF VARIETIES

Queen of the North. Pure white; 1 foot high. Pkt. 5 cts., 1/4oz. 25 cts.

Pink Empress. Beautiful rose. Pkt. 5 cts., 1/4oz. 50 cts.

Large-flowering Golden Queen. Yellow. Splendid spikes.

Pkt. 5 cts., 1/4oz. 40 cts.

Dwarf, Mixed Colors. Pkt. 5 cts., 1/4oz. 50 cts.

BALLOON VINE (*Cardiospermum Halicacabum*). A rapid-growing annual vine; does best in a light soil and warm situation; flowers are white; the seed-pods look like miniature balloons and are of great interest to the children. Pkt. 5 cts., 1/4oz. 15 cts., oz. 25 cts.

BALSAM APPLE (*Momordica*). A curious climbing vine; grows 10 feet from seed; the foliage is very ornamental, while the fruits are golden yellow, warted and, when ripe, open and show the seed in the brilliant carmine center. Pkt. 5 cts., 1/4oz. 15 cts.

BALSAM PEAR.

Same as the above except the fruits are long pear-shaped. These are used for medicinal purposes. Pkt. 5 cts., 1/4oz. 15c.

BALSAM, or LADY SLIPPER.

These are beautiful flowering Balsams. An old and favorite garden flower, producing its gorgeous masses of beautiful, brilliant-colored, double flowers in great profusion; of easy culture; succeeds in a good, rich

soil and favorite garden flower, producing its gorgeous masses of beautiful, brilliant-colored, double flowers in great profusion; of easy culture; succeeds in a good, rich

soil and favorite garden flower, producing its gorgeous masses of beautiful, brilliant-colored, double flowers in great profusion; of easy culture; succeeds in a good, rich

soil and favorite garden flower, producing its gorgeous masses of beautiful, brilliant-colored, double flowers in great profusion; of easy culture; succeeds in a good, rich

soil and favorite garden flower, producing its gorgeous masses of beautiful, brilliant-colored, double flowers in great profusion; of easy culture; succeeds in a good, rich

soil and favorite garden flower, producing its gorgeous masses of beautiful, brilliant-colored, double flowers in great profusion; of easy culture; succeeds in a good, rich

soil and favorite garden flower, producing its gorgeous masses of beautiful, brilliant-colored, double flowers in great profusion; of easy culture; succeeds in a good, rich

soil and favorite garden flower, producing its gorgeous masses of beautiful, brilliant-colored, double flowers in great profusion; of easy culture; succeeds in a good, rich

soil and favorite garden flower, producing its gorgeous masses of beautiful, brilliant-colored, double flowers in great profusion; of easy culture; succeeds in a good, rich

soil and favorite garden flower, producing its gorgeous masses of beautiful, brilliant-colored, double flowers in great profusion; of easy culture; succeeds in a good, rich

soil and favorite garden flower, producing its gorgeous masses of beautiful, brilliant-colored, double flowers in great profusion; of easy culture; succeeds in a good, rich

soil and favorite garden flower, producing its gorgeous masses of beautiful, brilliant-colored, double flowers in great profusion; of easy culture; succeeds in a good, rich

soil and favorite garden flower, producing its gorgeous masses of beautiful, brilliant-colored, double flowers in great profusion; of easy culture; succeeds in a good, rich

soil and favorite garden flower, producing its gorgeous masses of beautiful, brilliant-colored, double flowers in great profusion; of easy culture; succeeds in a good, rich

soil and favorite garden flower, producing its gorgeous masses of beautiful, brilliant-colored, double flowers in great profusion; of easy culture; succeeds in a good, rich

soil and favorite garden flower, producing its gorgeous masses of beautiful, brilliant-colored, double flowers in great profusion; of easy culture; succeeds in a good, rich

soil and favorite garden flower, producing its gorgeous masses of beautiful, brilliant-colored, double flowers in great profusion; of easy culture; succeeds in a good, rich

soil and favorite garden flower, producing its gorgeous masses of beautiful, brilliant-colored, double flowers in great profusion; of easy culture; succeeds in a good, rich

soil and favorite garden flower, producing its gorgeous masses of beautiful, brilliant-colored, double flowers in great profusion; of easy culture; succeeds in a good, rich

soil and favorite garden flower, producing its gorgeous masses of beautiful, brilliant-colored, double flowers in great profusion; of easy culture; succeeds in a good, rich

soil and favorite garden flower, producing its gorgeous masses of beautiful, brilliant-colored, double flowers in great profusion; of easy culture; succeeds in a good, rich

soil and favorite garden flower, producing its gorgeous masses of beautiful, brilliant-colored, double flowers in great profusion; of easy culture; succeeds in a good, rich

soil and favorite garden flower, producing its gorgeous masses of beautiful, brilliant-colored, double flowers in great profusion; of easy culture; succeeds in a good, rich

soil and favorite garden flower, producing its gorgeous masses of beautiful, brilliant-colored, double flowers in great profusion; of easy culture; succeeds in a good, rich

soil and favorite garden flower, producing its gorgeous masses of beautiful, brilliant-colored, double flowers in great profusion; of easy culture; succeeds in a good, rich

soil and favorite garden flower, producing its gorgeous masses of beautiful, brilliant-colored, double flowers in great profusion; of easy culture; succeeds in a good, rich

Balsam, continued

soil; tender annuals; 3 feet: Start the seed indoors in April or sow out-of-doors in May. To grow fine specimens they should not be closer than 18 inches. I have the following colors separate and all of them in mixture: **Rose, Dark Blood-Red, Red and White Spotted, White, Bright Scarlet, Mixed.** Price of either separate colors or mixed, pkt. 5 cts., 1/4oz. 20 cts.

BABY'S BREATH (*Gypsophila*). Charming, free-flowering, elegant plants that do well in any good garden soil. The dainty, misty white panicles of bloom are used extensively for mixing in with other bouquet flowers. They are grown by the acre in the suburbs of Paris and London for selling, to be used with other cut-flowers. Plants grow about 2 ft.

Elegans alba grandiflora. Pkt. 5 cts., oz. 20 cts.

BACHELOR'S BUTTON (*Centaurea Cyanus*, Blue; *Globe Amaranth*). Both of these are called Bachelor's Button, and to distinguish them clearly I list them together. The *Centaurea Cyanus*, Blue, is also known as Cornflower, Blue Bottle, Ragged Sailor, Bluet, or Kaiserblume. It is the favorite, dark blue variety so much used for cutting. A bunch of these with a few yellow marigolds, calendulas or California poppies makes a very rich combination. The flowers of the other sort, the *Globe Amaranth*, resemble clover heads and are dried and used as winter bouquets.

Centaurea Cyanus. Pkt. 5 cts., oz. 25 cts.

Globe Amaranth. Pkt. 5 cts., oz. 25 cts.

CALENDULA (Pot Marigold). One of the best and showiest free-flowering hardy annuals, growing in any good garden soil, producing a fine effect in beds or mixed borders; particularly bright in late fall, continuing in bloom from early summer until killed by frost; valuable also for pot culture, blooming freely in winter and early spring; 1 foot.

Mixed Colors. Pkt. 5 cts., 1/4oz. 15 cts.

CALLIOPSIS. Beautiful free-flowering annuals, of the easiest culture, doing well in any sunny position, blooming all summer and excellent for cutting and massing. It is best to sow them where they are to bloom, thinning out to stand 6 to 12 inches apart.

Golden Wave. Bright golden yellow, with brown centers. An edging of this resembles a strip of gold when viewed from a distance. Pkt. 5 cts., 1/4oz. 15 cts.

CANTERBURY BELLS, or CUP-AND-SAUCE (*Campanula Medium calycanthema*). This is the favorite type of this grand, old-fashioned flower. It differs from the ordinary type in having an extra-large calyx, which is of the same color as the flower, giving the appearance of a cup and saucer. Very effective in the garden.

Blue, White, Pink, or Mixed Colors. Each, pkt. 10 cts.

CARNATIONS, Marguerite. These are the Carnations for growing outdoors with other garden annuals. They begin flowering a few weeks from the time the seed is sown. The flowers are large and double and highly scented. Do not confuse these with the fancy Carnations grown in greenhouses by the florists. It is impossible to grow those fancy Carnations to perfection in the ordinary flower-garden; they must have greenhouse culture; not so, however, with the Marguerite variety; these grow in any good garden soil. Splendid for bouquets.

Pure White, Crimson, Mixed Colors. Each, pkt. 5 cts., 1/4oz. 40 cts.

CANDYTUFT. These have long been among the most highly prized of garden annuals. The best effect is produced by raising the plants in masses, the seeds being sown where the plants are to bloom.

Empress. This is the finest of all white varieties, the plants being a complete mass of flowers. Fine for cutting and for this reason is the best for florists. Pkt. 5 cts., 1/4oz. 15 cts.

COCKSCOMB (*Celosia*). One of the most interesting and bright-colored annuals. When grown in masses or clusters they add much life to the flower-garden, the bright red plumes and combs making a very rich and attractive display. There are two forms; the feathered, which produces large, feathery plumes, and the comb, which produces mammoth flowers resembling the comb of a chicken, yet very much larger, some of them 12 to 15 inches across.

Bright Red Combs. Pkt. 5 cts., 1/4oz. 40 cts.

Crimson Plumes. Pkt. 5 cts., 1/4oz. 40 cts.

CHRYSANTHEMUM coronarium. Annual varieties. These are the small, double flowers that bloom latest in the fall and are very desirable because when they bloom almost all other outside flowers are over. They are valued highly for cutting. These are not the mammoth-flowering sorts as grown by florists in the greenhouses; such flowers can be produced only by greenhouse culture.

Double Mixed Colors. Pkt. 5 cts., 1/4oz. 15 cts.

Double White. Pkt. 5 cts., 1/4oz. 15 cts.

CINERARIA. My *Grandiflora Prize Mixture* is positively the finest selection of this favorite pot-plant. The colorings are magnificent, and the flowers the largest. Start them in shallow boxes and transplant to pots. Pkt. 25 cts.

COLEUS. A most interesting foliage plant to grow from seed. The leaves show every conceivable color, and one imagines, when admiring them, that there are colors never seen before. The blending of colors is beautiful; fine for edgings or for pot-plants. Pkt. 10 cts.



Calliopsis,
Golden Wave

WALTER S. SCHELL'S QUALITY SEEDS FOR MARKET-GARDENERS

CONVOLVULUS. See Morning-Glory.

COBÆA (Cup-and-Saucer Vine). A climber of rapid growth, attaining a height of 30 to 50 feet during the season; valuable for covering trellises, arbors, trunks of trees, etc.; will cling to any rough surface. In sowing, place seeds edgewise and merely cover with light soil; to get early results start the seed indoors in March or April; can also be sown out-of-doors in May.

Scandens. Large, bell-shaped, purple flowers. Pkt. 5 cts., 1/4oz. 20 cts.

Scandens alba. Pure white. Pkt. 5 cts., 1/4oz. 30 cts.

COSMOS. One of our favorite autumn flowers. They grow 5 to 8 feet high, hence should be planted along the fence or in masses by themselves. If the plants are pinched out when but a foot high it will produce a bushy growth, making the plants more effective. Hundreds of flowers are borne on long stems; very desirable for bouquets.

Giant White, Pink, Red, and Mixed Colors. Each, pkt. 5 cts., 1/4oz. 15 cts., oz. 40 cts.

WILD CUCUMBER VINE (*Echinocystis lobata*). A very quick-growing annual. The vines grow 20 to 25 feet in a season from seed sown in May in good, rich soil. The vine is covered with the fragrant, white flowers. The foliage is close and thick. Pkt. 5 cts., 1/4oz. 15 cts.

CYCLAMEN. Charming plants; rich-colored, fragrant flowers; beautiful foliage. One of the most popular pot-plants. The plants are covered with odd-shaped flowers, resembling, in a measure, butterflies. Sow seed in spring for summer flowers, or in fall for winter flowers.

Butterfly Cyclamen, Mixed Colors. Pkt. (10 seeds) 35 cts.

CYPRESS VINE (*Ipomœa Quamoclitii*). One of the most popular vines, with very delicate fern-like foliage, and masses of beautiful, small, star-shaped flowers. Sow in May, first soaking the seeds in warm water for a few hours.

Scarlet. Pkt. 5 cts., oz. 25 cts.

White. Pkt. 5 cts., oz. 25 cts.

DAHLIA. An old, familiar, yet greatly admired, flower grown more extensively now than ever before. If the seed of the double varieties is started before April 1, and the single varieties by the middle of May, both will bloom abundantly the first year.

Double Mixed. Pkt. 5 cts., 1/4oz. 60 cts.

Single Mixed. Pkt. 5 cts., 1/4oz. 25 cts.

(I have roots of many separate colors at 15 cts. each.)

DOUBLE DAISY. This is the dwarf, white Daisy, used so much for borders and for cutting. The plants grow only 4 to 6 inches high and are covered with the double, white flowers. It is a perennial, but should be covered with leaves or litter to stand the winter. Pkt. 5 cts., 1/4oz. 75 cts.

FORGET-ME-NOT (*Myosotis*). The pretty blue Forget-me-nots. Planted as a border or among the plants of a bed of pansies they give a dainty, rich effect.

Palustris. Blue. Pkt. 5 cts., 1/4oz. 30 cts.

FOUR-O'CLOCK (Marvel of Peru). One of the best blooms of all the favorite summer garden flowers. They grow quickly from seed, and are one gorgeous mass of bloom all summer. 2 feet high. Have the plants 12 to 15 inches apart. Pkt. 5 cts., oz. 15 cts.

GAILLARDIA (Blanket Flower). The plants grow 1 1/2 feet high and are covered with brilliant, showy, daisy-like flowers on long stems; a good flower for cutting. Colors are shades of red and orange.

Double, Mixed Colors. Pkt. 5 cts., 1/4oz. 15 cts.

Single, Mixed Colors. Pkt. 5 cts., 1/4oz. 15 cts.

GLOBE AMARANTH. See Bachelor's Button.

GOURDS. Vines that grow 15 to 20 feet and have ornamental foliage and odd-shaped fruits.

Mock Orange (Orange-shaped). Pkt. 5 cts., oz. 20 cts.

Dipper, or Calabash. Pkt. 5 cts., oz. 20 cts.

Egg-shaped. Pkt. 5 cts., oz. 20 cts.

Hercules' Club. 4 feet long. Pkt. 5 cts., oz. 20 cts.

Rag, or Dish-Cloth. Pkt. 5 cts., oz. 20 cts.

Fear-shaped. Striped; very showy. Pkt. 5 cts., oz. 20 cts.

Mixture of Above Varieties. Pkt. 5 cts., oz. 20 cts.

HELIOTROPE. Seed sown in the spring will make fine plants for summer blooming, flowering the whole season. Flowers are delightfully perfumed. Pkt. 5 cts.

HOLLYHOCKS. One of our most beautiful hardy garden flowers, and a clump or line of them as a background or along a fence gives an effect not attainable with any other plants. The colors are gorgeous; the flower petals are like silk. My mixture is very fine. Pkt. 5 cts., 1/4oz. 30 cts.

HUMULUS Japonicus variegatus (Japanese Hop Vine). A very fast-growing vine, with dense foliage. The leaves are beautifully marbled and splashed with silvery white, light and dark green; very effective for screens, arbors, trellises, etc. It is never injured by insects nor affected by the heat, but retains its bright, variegated foliage until frost. Pkt. 5 cts., 1/4oz. 20 cts.

JOB'S TEARS (*Coix Lacryma-Jobi*). The leaves resemble corn leaves. The hard, shiny seeds are interesting to children, who string them as beads. Pkt. 5 cts., oz. 20 cts.



Cosmos

LARKSPUR, Dwarf Rocket. The annual Larkspur is one of the brightest and showiest garden flowers. From seed sown in May they produce a continuous mass of bloom until frost. This variety grows about 18 inches high. Flowers double and of the richest colors. Pkt. 5 cts., 1/4oz. 15 cts.

LINARIA, or KENILWORTH IVY. A charming, hardy perennial trailing plant; suitable for baskets, vases, boxes and rockwork. Pkt. 5 cts.

LOBELIA, Crystal Palace compacta. Rich, deep blue; dark foliage; fine for bedding. Pkt. 5 cts., 1/4oz. 50 cts.

MARIGOLD. Both the single- and double-flowering varieties are rich bedding plants. The French Marigold is dwarfier and better adapted for borders and for massing among other dwarf annuals. Their bright colors live up the flower-garden all summer. Easy to grow, sure to bloom.

Double African Mixed. Tall. Pkt. 5 cts., 1/4oz. 15 cts.

Double French Mixed. Dwarf. Pkt. 5 cts., 1/4oz. 15 cts.

Single French. Yellow and brown. Pkt. 5 cts., 1/4oz. 15 cts.

MIGNONETTE. A well-known, sweet-scented garden favorite that everybody should grow. By sowing seed in April, and again in July, you can have a succession of bloom until frost. Can be grown in pots for winter flowers.

Gollath. Mammoth trusses, surpassing all other in brilliancy of color. Pkt. 5 cts., 1/4oz. 25 cts., oz. 75 cts.

Odorata. Small spikes, sweetly scented. Pkt. 5 cts., oz. 15c.

MIMOSA pudica, or SENSITIVE PLANT. Interesting plants, growing about 1 1/2 feet high, with pinkish white flowers. The leaves close and droop, as if dying suddenly when touched or shaken, then open out again. Very interesting indeed. Pkt. 5 cts.

MOONFLOWER (*Ipomœa grandiflora alba*). During cloudy days and at night the plants are covered with almost numberless pure white flowers, very fragrant and of immense size—5 to 6 inches in diameter. They grow quickly. Sow early. Pkt. 5 cts., 1/4oz. 25 cts.

Bona Nox (Evening-Glory, or Good Night). Blue flowers expanding in the evening. This is also a rapid-growing vine. Pkt. 5 cts., oz. 25 cts.

MORNING-GLORY (*Convolvulus major*). **Finest Japanese Mixed.** Pkt. 5 cts., oz. 20 cts.

NASTURTIUMS

Tall, Quality Mixture. A mixture made up of every color of this popular flower. The vines grow from 6 to 10 feet and are very effective when grown in sunny positions, as they bloom all summer. Pkt. 5 cts., oz. 10c., 1/4lb. 30c., lb. \$1.

Dwarf, Quality Mixture. The dwarf varieties grow only a foot high. The plants are covered with the beautiful blooms continuously. This is one of the most satisfactory summer flowers to grow that I know of. As a border or in solid mass they make a most magnificent sight. The more flowers you cut off the more come on, and the stems being long makes them very valuable for bouquets. Pkt. 5 cts., oz. 10 cts., 1/4lb. 30 cts., lb. \$1.

NICOTIANA affinis. Pure white, star-shaped flowers, borne on long stems; very sweet-scented. Blooms continually. Plants grow 2 to 3 feet high. Pkt. 5 cts., 1/4oz. 15 cts.

PANSIES

Who does not know and love the Pansy blossom? No artist, however great his ability, can blend colors so gorgeously, so inexpressibly beautiful as our Creator has painted these little gems. Do not plan your flower-garden, without allowing for a bed of Pansies. I offer only one mixture, and that is absolutely the grandest of all. What is the use of planting anything less than the best? This mixture includes every conceivable color, and the seed is saved from the largest specimen flowers of the most varied colorings. For best results, sow the seed in the spring when the soil is warm, if possible in a cool place where they will be afforded some shade from the noonday sun. For very early spring flowering, sow the seed in autumn and protect during the winter. Pansies do best in fresh soil, enriched with thoroughly decomposed manure.

Schell's Mammoth Mixture Pansies. Small pkt. 5 cts., large pkt. 15c., 1/2oz. 75 cts., 1/4oz. \$1.25, 1/8oz. \$2, oz. \$4.

PETUNIA. For the flower-garden or for growing in pots Petunias are unequalled in effectiveness. They begin blooming early and are a sheet of bloom the entire summer until killed by frost in the fall. The plants grow about 1 foot high. The pure white is used extensively for cemetery beds. Cover the seed very lightly.

Hybrida, Single Mixed. The ordinary single garden Petunias. Pkt. 5 cts., 1/4oz. 25 cts.

Giant Frize Fringed, Single Mixed. Fringed and ruffled, large-flowering sorts in the greatest variety of colorings. Pkt. 20 cts., 1-32 oz. \$4.

Giant Fringed, Double Mixed. It is to be remembered that seed saved from the most carefully hybridized flowers produces only a small percentage of double flowers, the balance being single; unusually fine. Pkt. 20 cts.

PHLOX. Sow the seed, as soon as danger of frost is over, where you want them to bloom; have the soil rich. In a few weeks the plants will present a perfect mass of bloom which continues until frost. The plants of the annual varieties grow from 6 to 12 inches high and your flower-garden should have these in it. The colors are bright and showy.

Best Mixture. Pkt. 5 cts., 1/4oz. 20 cts., oz. 75 cts.

Pure White, Scarlet, Rose. Either color, pkt. 5 cts., 1/4oz. 25 cts., oz. 80 cts.

Dwarf Mixture. Plants grow 6 to 8 inches. Pkt. 5 cts., 1/4oz. 50 cts., oz. \$1.75.

Dwarf Scarlet, Rose, White. Each, pkt. 5 cts., 1/4oz. 75c.

PINKS (Dianthus). The old favorite, hardy garden Pink, seen growing in more flower-gardens than any other flower. It is very showy in a mass effect or as a border. Plants grow 12 to 15 inches and the flowers are very desirable for cutting for bouquets.

Chinensis, Double Mixed. Pkt. 5 cts., 1/4oz. 15 cts., oz. 40 cts.

Double Pure White. Pkt. 5 cts., 1/4oz. 20 cts., oz. 75 cts.

Double Red. Pkt. 5 cts., 1/4oz. 25 cts., oz. 80 cts.

Single Mixed. Pkt. 5 cts., 1/4oz. 20 cts., oz. 75 cts.

Grand Offer of Bouquet Garden Flowers

Twenty Different Kinds

I have made a splendid mixture of twenty of the prettiest flowers that grow easily from seed and bloom abundantly all summer. Every color is in this mixture and all are valuable for bouquets as well as for beautifying the yard. I want every lover of flowers to order this mixture for I have made it for you.

Large Package (full ounce of seed)
Only 15 cts.

POPPIES. The double and single annual varieties bloom abundantly from seed sown in the spring. The Oriental Poppy is perennial; this also should be sown in the spring; during July and August the plants will disappear, growing out again as soon as cool weather sets in. Annual sorts cannot stand transplanting, but the perennial Orientals should be transplanted in the fall to where you want them to stay permanently. The following summer, and thereafter, they will produce the most gorgeous, silk-like, mammoth, cup-shaped flowers imaginable; the flowers measure from 4 to 6 inches in diameter on stems 2 to 3 feet long.

Single Shirley, Mixed. Pkt. 5 cts., 1/4oz. 15 cts., oz. 40 cts.

Single Scarlet. Pkt. 5 cts., 1/4oz. 15 cts., oz. 40 cts.

Double Carnation-flowered, Mixed. Pkt. 5 cts.

Oriental, Mixed. Pkt. 5 cts., 1/4oz. 25 cts.

PORTULACA. Fine for massing in beds, for edgings, baskets or window-boxes. 6 inches high.

Single Mixed. Pkt. 5 cts., 1/4oz. 15 cts.

Double Mixed. Pkt. 5 cts.

PRIMROSE (Primula). These beautiful Primulas are among the most desirable house-plants for winter blooming in pots. The upright stems throw out heads of flowers which, when in full bloom above the rich carpet of foliage, produce a charming effect. While the Primula is grown very extensively by florists, they can be grown just as successfully in your window-garden. Sow the seed in the spring in good, porous loam.

Obeonica grandiflora, Mixed Hybrids. Pkt. 10 cts., 1-32 oz. \$1.

PUERARIA (Kudzu Vine). The fastest-growing hardy vine. From seed sown in the early spring the vines grow about 10 feet; they are then established and thereafter they will grow from 25 to 50 feet in a season, depending on conditions of soil and weather. The foliage is large and dense. In August it bears small panicles of rosy purple, pea-shaped blossoms. For permanently covering a porch, dead trees, outbuildings, etc., it is very desirable. Pkt. 5 cts., 1/4oz. 35 cts.

RICINUS (Castor-Oil Plant). Heavy plants, with large leaves, giving a sort of subtropical effect when grown on lawns or in the center of beds. Plants grow 5 to 8 feet high.

Zanzibarensis. Pkt. 5 cts., oz. 15 cts., 1/4lb. 35 cts., lb. \$1.

SCARLET SAGE (Salvia), Bonfire. The spikes of flowers are brilliant scarlet and stand clear above the dark green foliage, completely covering the plant. It is one of the most effective and gorgeous bedding plants in cultivation. This Bonfire variety is one of the finest of the Scarlet Sages, the bushes being very compact and about 2 feet high and 2 feet in diameter. The seed may be sown in May outside or started indoors earlier and the plants set out when the soil is warm. Pkt. 5 cts., 1/4oz. 75 cts., oz. \$3.

SCABIOSA, or MOURNING BRIDE. The plants grow about 2 feet high from seed sown in the early spring, about May 1, and come into bloom early in July, continuing until frost. The beautiful flowers of exquisite shades, are borne on long stems and, when cut, keep in perfect condition for the best part of a week. No garden should be without them, especially when flowers are wanted for cutting.

Double Mixed. A fine mixture of colors ranging from white to almost black. Pkt. 5 cts., 1/2oz. 20 cts.

SMILAX. Very graceful climber; grown extensively by florists for bouquets. Pkt. 5 cts., 1/4oz. 20 cts., oz. 75 cts.

SOLANUM, or JERUSALEM CHERRY. A very interesting pot-plant for winter decoration. The plants grow 1 foot high and are covered with bright scarlet, round berries resembling cherries. Pkt. 5 cts.

STOCK. The Stocks, or Cut-and-Come-Again, are among the most satisfactory bedding plants and make very beautiful pot-plants when grown indoors. The flowers are borne on long stems, and are delightfully fragrant, thus making them of great value for cutting.

Princess Alice. Pure snow-white. Special florists' strain. Pkt. 5 cts., 1/4oz. 50 cts.

Finest Mixed. Pkt. 5 cts., 1/4oz. 75 cts.

SUNFLOWER (Helianthus). The Mammoth Double California is a very beautiful type of this common flower. The individual flowers are full to the center and so very double that they are half globe-shape. I have seen these sell readily and at a good price in the markets. They resemble mammoth yellow dahlias. The Russian is the large variety, grown principally for the big seeds they produce, which are used as poultry-feed.

Mammoth Double California. Pkt. 5 cts., oz. 20 cts.

Mammoth Russian. Immense flowers, with brilliant yellow petals. Pkt. 5 cts., lb. 10 cts., postpaid, 20 cts.

SWEET WILLIAM (Dianthus barbatus). A more beautiful sight than a thick, massed bed of Sweet Williams is difficult to find. The plants, which are hardy, will present a glorious sheet of bright, rich-colored flowers continually. Both double and single sorts are fine. Height about 18 inches.

Double Mixed. Pkt. 5 cts., 1/4oz. 25 cts., oz. 80 cts.

Single Mixed. Pkt. 5 cts., 1/4oz. 10 cts., oz. 30 cts.

Double White. Pkt. 5 cts., 1/4oz. 25 cts., oz. 80 cts.

Double Crimson. Pkt. 5 cts., 1/4oz. 50 cts., oz. \$1.50.

SWEET PEAS

A very short crop, the smallest in years. Please note my prices are low and the varieties I offer are worth double the price.

Largest-Flowering Varieties

My Sweet Peas are grown by the most widely known Sweet Pea specialist in this country. He is acknowledged to be the best grower and is an authority on Sweet Peas.

Schell's Quality Mixture. This I make up of all the latest varieties which are credited as being the best of their individual color and class. It is impossible to make a better mixture of standard varieties than this. It is the **best**. Mixtures offered at higher prices cannot surpass it in quality. Do not confuse these with the Spencer types, which are the grandest of all Sweet Peas. Pkt. 5c., oz. 15c., $\frac{1}{4}$ lb. 40c., lb. \$1.50.

Fine Mixed. A very good, well-balanced mixture of standard sorts. It does not include the latest varieties. The price of the packets is the same as the Quality Mixture, but they contain almost twice the quantity of seed. Pkt. 5c., oz. 10c., $\frac{1}{4}$ lb. 30c., lb. \$1.

Superb Spencer Varieties in Mixture. Made up entirely of the newest Spencer types. The Spencers are the largest and most beautiful of all Sweet Peas. Under congenial culture the flowers measure up to 2 and $2\frac{1}{2}$ inches across. Pkt. 10 cts., oz. 25 cts., $\frac{1}{4}$ lb. 75 cts., lb. \$2.

SEPARATE COLORS OF SPENCER VARIETIES. The Very Latest and Grandest

Apple Blossom Spencer. Charmingly colored rose-pink, veined and shaded carmine-pink; wings paler pink and blush. Pkt. 10 cts., oz. 30 cts., $\frac{1}{4}$ lb. \$1.

Beatrice Spencer. A dainty blend of blush, lemon and pink on the standards (upper petals) while the wings (lower petals) are pure pink. Pkt. 10 cts., oz. 30 cts., $\frac{1}{4}$ lb. \$1.

Countess Spencer. A gorgeous flower. Bright soft pink shading to a warm rose-pink at the edges. Pkt. 10 cts., oz. 25 cts., $\frac{1}{4}$ lb. 75 cts.

Enchantress. A beautiful, clear, rich pink. Pkt. 10 cts., oz. 25 cts., $\frac{1}{4}$ lb. 75 cts.

Primrose Spencer. Large, waved flowers of deep cream or primrose-yellow. Pkt. 10 cts., oz. 25 cts., $\frac{1}{4}$ lb. 75 cts.

White Spencer. Very large, open, waved flowers. A most chaste and beautiful variety. Purest white. Pkt. 10 cts., oz. 25 cts., $\frac{1}{4}$ lb. 75 cts.

King Edward Spencer. Glowing crimson-scarlet. Pkt. 10 cts., oz. 30 cts., $\frac{1}{4}$ lb. \$1.

George Herbert. Large, wavy, rich rose-carmine flowers. Pkt. 10 cts., oz. 25 cts., $\frac{1}{4}$ lb. 75 cts.

EARLY SWEET PEAS

The great merit of this class is earliness, coming into bloom from two to three weeks earlier than the tall varieties. They grow only 18 to 24 inches high and are recommended only where very early flowers are wanted, as the flowers are not so large nor the stems so long as the taller sorts.

Earliest White. Pkt. 5 cts., oz. 10 cts., $\frac{1}{4}$ lb. 35 cts.

Earliest Sunbeams. Primrose-yellow. Pkt. 5 cts., oz. 10 cts., $\frac{1}{4}$ lb. 35 cts.

Earliest of All. Pink and white. Pkt. 5c., oz. 10c., $\frac{1}{4}$ lb. 35c.

DWARF BUSH or CUPID SWEET PEAS

The plants grow only 6 to 8 inches. For edgings or pot culture they are very pretty. Pkt. 5 cts., oz. 10 cts.

THE BEST GRANDIFLORA or LARGE-FLOWERING SWEET PEAS

Any of the following are pkt. 5 cts., oz. 15 cts., $\frac{1}{4}$ lb. 40 cts., lb. \$1.25.

Agnes Eckford. Pure, bright, soft pink.

America. Striped scarlet and white.

Black Knight. Deep maroon, veined black.

Blanche Ferry. Pink and white.

Coccolnea. Bright, rich cherry-red.

Dainty. White, with pink edge.

Dorothy Eckford. Large; pure white.

Flora Norton. Light, clear blue; charming.

Golden Rose. Primrose-yellow, flushed with pink.

Henry Eckford. Intense orange.

Hon. Mrs. E. Kenyon. Fine primrose-yellow.

King Edward VII. Crimson-scarlet.

Lady Grisel Hamilton. Beautiful silvery lavender.

Lord Nelson. Rich indigo-blue.

Maid of Honor. White, shaded blue, with edge of deep blue.

Mont Blanc. Early; white.

Mrs. Collier. Primrose.

Navy-Blue. Dark violet.

Othello. Deep maroon.



Spencer Sweet Peas (one-half natural size)

WINTER-FLOWERING SWEET PEAS

Started in the greenhouse in October they bloom for Christmas and continue all winter.

Christmas Pink. Pink and white. Pkt. 5 cts., oz. 15 cts., $\frac{1}{4}$ lb. 60 cts.

Florence Denzer. Pure white. Pkt. 5c., oz. 15c., $\frac{1}{4}$ lb. 60c.

Mrs. Wm. Sim. Salmon-pink; large flowers. Pkt. 5 cts., oz. 15 cts., $\frac{1}{4}$ lb. 60 cts.

Mrs. Alex. Wallace. Lavender. Pkt. 5c., oz. 15c., $\frac{1}{4}$ lb. 60c.

Le Marquis. Navy-blue. Pkt. 5 cts., oz. 15 cts., $\frac{1}{4}$ lb. 60 cts.

THUNBERGIA, or BLACK-EYED SUSAN. A rapid-growing annual vine used for hanging-baskets and low trellises; very pretty little flowers in orange, buff, white, etc. Pkt. 5 cts., $\frac{1}{4}$ oz. 25 cts., oz. 80 cts.

VERBENA. Very few plants will make such a gorgeous display during the summer months as the Verbenas, or furnish more flowers for cutting. Start seed in the house or under glass early in the spring, and transplant after 3 or 4 inches of growth. Good, healthy plants can be produced from seed as readily as almost any tender annual. They flower in July, and continue strong and healthy until destroyed by frost.

Mammoth Mixed. Pkt. 5 cts., $\frac{1}{4}$ oz. 40 cts., oz. \$1.50.

Largest White. Pkt. 5 cts., $\frac{1}{4}$ oz. 40 cts., oz. \$1.50.

Largest Scarlet. Pkt. 5 cts., $\frac{1}{4}$ oz. 40 cts., oz. \$1.50.

WALLFLOWER. Deliciously fragrant, half-hardy perennials that bloom early in the spring. Start the seed inside and set out in April or May.

Single Mixed. Pkt. 5 cts., $\frac{1}{4}$ oz. 15 cts.

Double Mixed. Pkt. 10 cts.

ZINNIAS, or YOUTH AND OLD AGE. Largest-flowering sorts. The well-known Zinnia has long been a favorite and deserves a place in every flower-garden. The bright-colored flowers bloom profusely until frosts kill the plants. My mixture contains all colors and varieties.

Tall Mixed. Pkt. 5 cts., oz. 25 cts.

FLOWERING BULBS

I have all the best varieties of fall-flowering bulbs. Hyacinths, Tulips, Narcissi and Crocus are planted in the fall, and I issue a special catalogue of these. Write or ask for it if interested.

NOTE.—For summer-flowering bulbs, see page 45.

SUMMER-FLOWERING BULBS

Plant them as soon as the soil is in condition to be worked properly—usually from April 15 to May 15. All these Flowering Bulbs and Roots are so very satisfactory to grow, because they seldom fail to produce their beautiful blooms.

GLADIOLI

Cowee's Meadowvale Mixture. Mr. Cowee, the expert grower of Gladioli, grows this mixture for me and he says, "This includes the largest number of magnificent varieties of any popular mixture." Every conceivable color. If you want to see one of the most beautiful sights you ever saw, plant a hundred or more of these Gladioli, and they are among the best cut-flowers for vasing. First-size bulbs, \$2 per 100, 35 cts. per doz., 4 cts. each. I can furnish these in any separate color if desired.

TUBEROSES

Double Excelsior Pearl. These pure white, sweet-scented flowers are so popular they need only to be mentioned, for they are grown by the thousands every summer. My bulbs are extra large and sure bloomers. \$2 per 100, 35c. per doz., 3 for 10c., 4c. ea.



Cowee's Meadowvale Gladiolus

CALADIUM (Elephant's Ear)

This is the big-leaved foliage plant which attains an enormous size. I have had plants with leaves more than 3 feet long. Fine for center of lawn, corner of yard, center of flower-bed—in fact, looks splendid anywhere. Monster bulbs, 25 cts. each, 6 for \$1.25; Large bulbs, 15 cts. each, 6 for 75 cts.; Medium-sized bulbs 10 cts. each, 6 for 50 cts.

MADEIRA VINE (Mignonette Vine)

An old-fashioned popular vine, covering a large space in a short time. Fleshy, heart-shaped leaves of a light green, and numerous racemes of feathery white flowers of delicious fragrance. Protect with litter in this latitude. Strong tubers, 50 cts. per doz., 5 cts. each.

DAHLIAS

(New and Exquisite Varieties)

Cactus Dahlias

Mrs. H. Shoemith. The best pure white Cactus Dahlia. 25 cts. each, \$2.50 per doz.

Kriemhilde. Deep rosy pink; a beautiful flower. 15c. each, \$1.50 per doz.

Aegir. Bright vermilion-crimson. 15 cts. each, \$1.50 per doz.

Goetlinde. Clear canary-yellow. 15 cts. each, \$1.50 per doz.

Decorative Dahlias

Flora. The best pure white Decorative; very large; early, profuse and continuous bloomer on long stems. 15 cts. each, \$1.50 per doz.

Jack Rose. A beautiful brilliant crimson-red, double flower. 15 cts. each, \$1.50 per doz.

Mrs. Charles Turner. Very large; clear canary-yellow. 15 cts. each, \$1.50 per doz.

Mrs. Roosevelt. Very large; soft pink. 25 cts. each, \$2.50 per doz.

WHITE CALLA LILY

The White Calla, or "Lily-of-the-Nile," is one of our old favorites. It does well indoors or in the gardens, and produces its handsome, pure white Lilies continuously. 20 cts. each, \$2.25 per doz.

CANNAS

Price of any variety, 15 cts. each, \$1.50 per doz.

Four Best Tall Cannas

5 to 6 feet high

Austria. Pure canary-yellow, with a few reddish dots in the center of the two inside petals.

Italia. Bright orange-scarlet, with broad golden yellow border.

King Humbert. Bronze foliage; immense flowers, brilliant orange-scarlet, with bright red markings.

Pennsylvania. Intense vermilion-scarlet; green foliage.

Four Best Dwarf Cannas

3 to 4 ft. high

Mme. Crozy. The popular golden-edged scarlet.

Rosea gigantea. Deep, rich rose.

Brilliant. Rich yellow, with two bright red, curling, tongue-like petals in the center.

Prof. Rodenwalt. Large and effective deep crimson-scarlet; of compact habit.

SEED CORN

Plant 8 quarts
to an acre

There are very many varieties of Corn, hundreds of them, many are different only in name and it would be very confusing to you to have a list of all these varieties from which to try to choose the best. So I am offering here four kinds of Field Corn which I consider the very finest, most valuable of all Corn. **Sure-Crop Ninety-Day** is unequalled as the best ninety-day Corn, **Funk's Yellow Dent** leads every other kind in the hundred-day varieties, **Schell's Big Yellow Dent** beats everything as a general crop, big ear with big grain, while **Eureka** I consider one of the best White Corns. You make no mistake in ordering any of these valuable Corns.

Prices subject to change. Seamless bags for shipping, 1 to 2½ bus., 65 cts. each. You may return these by mail and we will refund 65 cts. to you.

My Seed Corn Is Sold to You on a Guaranteed Test

You take no chances on my Seed Corn nor any other seeds you order from me. When I advise you that the test is 100 per cent you are privileged to test it yourself when it arrives and if it does not test as I say, you may return it and I will refund the price paid, also freight charges. However, I cannot and will not guarantee the growth or the crop after the seed is planted in the field for no human being can control the birth of plants. Cold, wet soil, too deep planting, lack of rain, crows, maggots, all these can cause failure of the best seed, but when conditions are right you'll get a perfect crop from my pure-bred Seed Corn.

All my Seed Corn is carefully selected, tipped, butted and tested

Sure-Crop Ninety-Day Seed Corn

A TRULY VALUABLE NINETY-DAY CORN

The tremendous quantity of shelled Corn this variety produces to the acre surprises everyone who grows it. Generally two good ears to a stalk. The grain is very long, longer than any other, and the cob very thin. Sure-Crop has a rich, deep yellow grain, making it much desired by millers. The fodder grows from 8 to 10 feet high. Order this Corn upon my recommendation; if not satisfied when you get it, return it at once—I'll gladly pay freight both ways and refund the amount paid. That's how sure I am you'll like the Corn. You are always sure of a magnificent crop in the shortest season. **Bus. \$4.50, ½bus. \$2.25, pk. \$1.25.**

Funk's Yellow Dent Corn


A pedigreed Corn, bred from thoroughbred parentage for years and is positively one of the biggest yielders in cultivation for almost every stock has two perfect, beautiful golden ears loaded with their wealth of rich grains having from 22 to 26 rows of grains, packed so closely that they look like "machine-made," producing three to four times as much Corn to the acre as that worn-out stuff still bearing the name of Corn which so many folks continue to plant, not because they want another crop of half "nubbins," but because they think it is "pretty good." Pay more attention to the seed you plant. Of course good seed will cost you more, but what is the cost of a peck of good Corn for an acre when it will give you 50 to 100 bushels more to that acre with the same amount of work on it. **Funk's Yellow Dent** matures in 100 days, ears very uniform, average 9 inches, stalks average 10 feet. It is the best hundred-day Corn. **Bus. \$5, ½bus. \$2.50, ¼bus. \$1.50; (postpaid ¼bus. \$1.65, ½bus. \$2.75).** Seamless bags for shipping 1 to 2½ bus. cost 65 cts. each; you may return these by mail and we will refund the 65 cts.

Eureka Ensilage Corn

Has a record of 70 tons of Corn grown on one acre

Eureka is a smooth White Dent Corn with large kernels, while its fodder grows from 12 to 18 feet high.

It grows taller, has more leaf, and will produce more tons of good material for the silo than any other kind. It not only grows the tallest and has the most leaf, but is also very productive of ears. In the northern states it will get into proper condition for cutting early in September. Its value for ensilage is due to its enormous growth and great production of leaf and ears. Eureka Corn will mature its ears in Pennsylvania in about 120 days. In our opinion and in the opinion of hundreds of the best farmers in the United States, this is the best Corn in cultivation for ensilage. **The proper time to cut ensilage** is when it is in blossom—watch the tassel. It is better to cut early than too late. **Bus. \$4, ½bus. \$2, pk. \$1.25.**



Sure-Crop Ninety-Day Corn. This is, in my opinion, the best ninety-day Corn—lots of corn, very little cob.

Schell's Big Yellow Dent Corn

The ears are immense, 12 to 14 inches long with 20 to 24 rows of *long, large* grains. It is without question one of the most valuable Yellow Dent Corns ever produced because of its immense yield, at least a 25 per cent and often a 50 per cent greater number of bushels to the acre than any of the average yields of other varieties. The stalks grow from 12 to 15 feet high, giving an immense quantity of fodder heavily covered with big broad leaves. If you want the biggest and best crop in the neighborhood, then grow **Schell's Big Yellow Dent**. Plant it in May and it will mature in September. Remember it takes no more seed, no more work in preparing the land, planting and cultivating to grow a *big crop of Schell's Big Yellow Dent* than it does to grow an ordinary crop of common Corn. It costs \$5.50 per bushel, which equals 70 cents as the cost of seed for each acre you plant, which should produce for you a magnificent crop of perhaps 50 to 75 bushels *more* Corn off every acre by spending that amount on each acre,—then which is the business thing for you to do? Sell your Corn and order **Schell's Big Yellow Dent**, and you'll have a crop of Corn that will look just like this picture. It is some pleasure indeed to husk a field of this Corn and see the large piles of big, rich, golden yellow ears. Put out a big acreage of it. Read these letters from my customers, they tell you what wonderful crops Schell's Big Yellow Dent has produced for them.

Prices: Pk. \$1.50 (postpaid \$1.75), 1/2 bus. \$2.75, bus. \$5.50, 5 bus. \$27, 10 bus. \$53, (2-bus. bags 65c. each)

Last year we offered \$50 in gold, in three prizes. You should read the hundreds of letters from my customers about their crops of this corn

1st PRIZE, \$25 IN GOLD—Awarded to W. S. Armstrong, Clifton Mills, W. Va.

2d PRIZE, \$15 IN GOLD—Awarded to Ralph Haubert, McAlisterville, Pa.

3d PRIZE, \$10 IN GOLD—Awarded to Oliver Holman, Continental, Ohio.

Read These

September 20, 1918.

Dear Sir: I received your sample of Timothy; it is fine. All your seeds are fine and that **Big Yellow Dent Corn** is just great. Everybody says it will make 200 bushels to the acre.—RALPH HAUBERT, Juniata Co., Pa.

November 11, 1918.

My Dear Sir: Schell's Big Yellow Dent gave us 641 baskets of ear Corn, weighing 42 pounds to the basket, off 4 acres. It is considered the finest field of Corn in this locality.—A. FRANK SIEBER, Mifflintown.

November 11, 1918.

Dear Sir: I got one peck of your Big Yellow Dent Corn the last of April and planted it on the second day of May. I had 2 acres in a Blue Grass valley on my farm in Fayette Co., Pa. which had not been plowed for 20 years, and my 100 head of sheep had been wintered on that patch. It became very rich, hence I put this big Corn in it and raised the finest field of Corn that was ever raised on the farm. Many stalks had 2 large ears. It measured 348 bushels (ears) to the acre, or 696 bushels on the two acres; good square measure. It yielded more than my other Corn did on any 4 acres. Every farmer that passed by the road said they never saw such heavy Corn. Am greatly obliged to you for sending me such good seed.—W. S. ARMSTRONG, Clifton Mills, W. Va.

November 11, 1918.

Dear Sir: One acre of your Big Yellow Dent Corn made 180 bushels. It made just twice as much Corn per acre as our common Corn planted side by side in the same field, with the same cultivation. It yielded more per acre than any Corn in this county. D. F. TROUT, McConnellsburg, Pa.

November 12, 1918.

Dear Sir: The peck of Big Yellow Dent Corn I got from you last spring planted 1 3/4 acres which gave us 305 baskets of the largest ear Corn I ever saw.—SAMUEL JAMES, Doyles Mills.

November 11, 1918.

Dear Sir: Your Big Yellow Dent yielded 150 bushels to the acre. I measured with a bushel crate piled full. The ears were from 10 to 14 inches long, the fodder grew very tall, some 14 feet. All persons who passed along the road said they never saw such Corn through all this country.

—CHARLES P. LAMBERT.



Where is there a farmer who is not willing to pay seventy cents per acre for thoroughbred **Big Yellow Dent Seed Corn** that will add \$50 to \$100 more to each acre of corn than you have been getting?



When you harvest a crop of **Big Yelder Oats**, you harvest extra dollars. Try it this year. Remember this Oats is bred for yield and quality—this means more bushels to the acre, more feed value in the grain.



Storm King Oats

FARM SEEDS

I know the importance of sowing good, clean seed, with vitality—seed that will grow; and no farmer who thinks anything of his farm, or who wants good, clean, profitable crops, will consider sowing any but the very highest quality seeds. There are many different grades of Clover, Timothy, Alfalfa, Blue Grass, etc. The **highest grade** is, of course, the **highest price**. Many dealers do not handle this **highest-grade** seed, claiming their customers won't pay the price.

I sell only one grade of seeds, that is, **absolutely the best**. Not only called so by name, but the best in reality. I sell them on a very close margin, as low as it is possible for any dealer to sell them.

Sow "Big Yelder" Seed Oats

this year and you will get the biggest and best crop of oats you ever grew

"Big Yelder" Oats has been making 70 to 80 bushels to the acre for our customers on the same soil and under the same conditions that they got 40 bushels from the old varieties they had been sowing before they learned of "Big Yelder."

"Big Yelder" Oats has outyielded every other variety tested with it—for it is bred to yield and it certainly does yield. With the yield you get quality; it is an unusually heavy-bodied Oats, big, plump, meaty grains, with very little chaff. It is a spreading or tree Oats; the straw is very strong, practically lodge-proof and averages 4 to 5 feet in height. A measured bushel will weigh from 42 to 45 pounds. Sow $2\frac{1}{2}$ bushels to the acre. Order now. **Bus. \$1.75; 10 bus., \$1.70 per bus.; 25 to 50 bus., \$1.65 per bus. Add 65 cts. for each 2-bus. seamless sack.**

DAVID SMITH says: "I used your Wizard Brand Sheep Manure on my Oats and had the best crop I ever grew." (See page 51 for prices of Sheep Manure.)

STORM KING OATS. A side Oats that has been grown successfully for some years. It derives its name—Storm King—from the strength of the straw, which often measures from $4\frac{1}{4}$ to $5\frac{1}{2}$ feet in height. It will stand the most severe winds without lodging. The heads are very long, containing an unusually large number of grains, its average yield running from 70 bushels to 100 bushels to the acre. The seed I offer is grown by the originator of this valuable Oats, and is therefore pure-bred, true to name. It costs more, its worth more. **Bus. \$2.50; 10 bus., \$2.45 per bus.; 25 to 50 bus., \$2.40 per bus.**

EVERGREEN BROOM CORN. Many farmers grow Broom Corn and make their own brooms. **Qt. 25 cts** Add 10 cts. for postage if you want it sent by mail. **Bus. weighs 50 lbs.** Sow 10 lbs. or 6 qts. to the acre. Get your order in early.



A magnificent crop of **Big Yelder Oats** grown from my seed by Mr. Stephen Schutt

FARM SEEDS, Best Fancy Grades Only

Prices on all Farm Seeds change with the market, both up and down; so write for present prices or when ready to order. Seamless 2-bushel bags, used in shipping, are 65 cts. each extra. I will sell you a pound, a bushel, a hundred bushels, any quantity. **WRITE FOR PRESENT PRICES.**

CLOVER

Red. Sow 4 to 6 quarts to the acre. Well and favorably known everywhere. Specially valuable for dairy cows on account of high percentage of nitrogenous elements. A bushel weighs 60 pounds.

Mammoth or Pea-Vine. Sow 4 to 6 quarts to the acre. This is a variety of Red Clover, of greater size and strength than the original type. It has a longer life than ordinary Red Clover. Attains a length of 5 feet. A bushel weighs 60 pounds.

Alsike or Swedish. Sow 4 to 6 quarts to the acre. Perfectly hardy, and one of the very best of all the Clovers for cow-pasturage, bee-pasturage or for making hay. Deliciously fragrant and highly nutritious. Lasts for many years, on both wet and dry soils. Many farmers are mixing this with their Red Clover when sowing in spring. A bushel weighs 60 pounds.

Crimson or Scarlet. Use seed at the rate of 15 pounds to the acre. A well-known and favorite winter cover-crop and soil enricher, affording excellent early forage. Seed should be sown in August or September. It grows all winter, when ground is not frozen. Valuable for soiling purposes, for pasture or hay. A bushel weighs 60 pounds.

White. Sow 3 pounds to the acre with other grasses; 6 pounds alone. It should find a place in all grass mixtures, whether for lawn, meadow or permanent pasture. It is perfectly hardy. A bushel weighs 60 pounds.

Bokhara or Sweet. Sow 15 pounds to the acre. The tall-growing, shrub-like plant grows to a height of 4 to 6 feet, with branches whose extremities bear numerous small white flowers of great fragrance during the whole season, which are continuously sought by bees. It is the bee Clover. It is being urged by agriculturists to sow as a forerunner of alfalfa, for where Bokhara thrives, alfalfa will grow. A bushel weighs 60 pounds.

MILLET

Golden. Sow 3 pecks to 1 bushel to the acre for hay. This is larger and heavier than the so-called Hungarian Millet or Hungarian Grass. Has yellow, drooping heads, more erect and more compact, with bristles usually purplish. Golden Millet is a fine crop for both soiling and hay. For the latter purpose it must be cut just as it begins to head before blooming, for it is liable to injure stock after the seeds are formed. It is ready for use in 60 to 65 days after sowing. When used at the proper stage of development it is one of the most valuable of soiling plants. A bushel weighs 48 pounds.

Hungarian. Often called Hungarian Grass. Sow seed broadcast, 1 bushel to the acre. In general favor for summer forage purposes, as it can be sown in June, as a second crop, and will be ready for the scythe in 60 days. It will yield 2 or 3 tons of hay per acre. It grows well on light soils, and withstands heat and drought. A bushel weighs 48 pounds.

JAPANESE BUCKWHEAT

Sow $\frac{3}{4}$ bushel in drills, or 1 bushel broadcast, to the acre. The best and most profitable variety. From $\frac{1}{2}$ bushel of seed sown a crop of 40 bushels has been harvested. Flour is superior to that from any other variety. Ripens early. A bushel weighs 48 pounds.

TIMOTHY

Sow 8 quarts to the acre. By far the most popular and valuable hay Grass of America. Sown with wheat in the fall. Height 2 to 3 feet. A bushel weighs 45 pounds.

BEARDLESS SPRING BARLEY

Sow broadcast 2 to 2 $\frac{1}{2}$ bushels to the acre. Grows 2 $\frac{1}{2}$ feet high. Heads well filled with plump, heavy kernels; ripens early and yields well. A bushel weighs 47 pounds.

HAIRY or WINTER VETCH

Sow 1 $\frac{1}{2}$ bushels to the acre, or 1 bushel of Vetch and $\frac{1}{2}$ bushel of rye. This useful plant is noted for its extreme hardiness, and promises to be highly valuable as a winter cover-crop, to prevent leaching, as well as for forage and fertilizing purposes. It will live over winter in well-drained soils. It is a perennial, but drops its seeds freely, and will come up year after year on the same ground. If sown in September it will make excellent forage the following spring. The top is small and inconspicuous at the start, but the root-system is extensive from the beginning. The plant is a valuable nitrogen gatherer. It blossoms in May from autumn-sown seed. The beautiful purple blossoms and graceful foliage make the Hairy Vetch worthy of a place in the flower-garden. Forage yield, 1 $\frac{1}{2}$ to 4 tons per acre. Excellent for dairy stock and for poultry-pasturage. A bushel weighs 60 pounds.

MAMMOTH YELLOW SOJA or SOY BEANS

Sow 1 to 1 $\frac{1}{2}$ bushels to the acre. Soja Beans do equally well in both light and heavy soils, and make a most desirable land-improver. The use of this crop is increasing very rapidly in all sections and is proving to be one of the most valuable and important forage and feed crops for the farmer. It is almost impossible for weeds to grow or thrive where a crop of Soja Beans is grown. Another valuable point is they resist drought and hot weather to a remarkable extent. A bushel weighs 60 pounds.

CANADA FIELD PEA

Sow 1 to 1 $\frac{1}{2}$ bushels to the acre. Is one of the very best soiling crops. It is sometimes grown alone, but the most satisfactory dairy results come from sowing it with oats, rye or barley. It makes good ensilage, and is an admirable food, either green or dry, for cattle, being highly nutritious and rich in milk-producing elements. It is quite hardy and may be sown early in the spring, and will be ready to cut in May or June. A bushel weighs 60 pounds.

DWARF ESSEX RAPE

Sow 3 pounds to the acre in drills, or 5 pounds to the acre broadcast. This is the best autumn sheep-forage known, and is also used for pigs and dairy cows with success and profit. Under favorable circumstances it is ready for pasturage in 6 weeks from the time of sowing. It is grown exclusively for its leaves. The seed should be sown in May for midsummer pasturage, or any time before the end of August for autumn pasturage. Rape is a plant which loves cool weather, and thrives best in autumn. Rape is an excellent green manure for plowing down. A bushel weighs 50 pounds.



View showing the tremendous yield of Alfalfa. This is just one cutting; three and four such harvests are made in a season

**Three or Four
Crops a Year**

ALFALFA

**The Grass That Stays and
Stays and Grows and Grows**

A Veritable "Gold Mine" That Should Be on Every Farm

Farmers—you are making a mistake if you do not look into the wonderful value of Alfalfa. If you have a good field of Alfalfa you need not worry about hot, dry weather or wet weather damaging your hay crop; you are always sure of an abundance of the best-quality hay. It stays and stays and grows and grows after once established, while other clovers and grasses will come and go.

Wonderful Yields of Alfalfa at Smallest Cost

Red clover will ordinarily survive but two years and produce one or, at the most, only two crops each year, then it must be plowed and new seeding done. The average yield of red clover hay per acre is about 1 to 1½ tons, while Alfalfa from one seeding will last from ten to fifty years, thus saving many plowings and seedings, and produces three or four crops each season (yielding from 6 to 8 tons per acre a season), with no fertilizer bills to pay. One acre of Alfalfa yields as much protein as three acres of red clover and as much as nine acres of timothy. Do you not think it would pay you to grow it?

Its Value to the Soil

It is estimated that the root-growth and stubble of Alfalfa are worth **four** times as much for humus as are those of red clover. Its long, branching roots penetrate far down, push and crowd the earth this way and that, making millions of openings into which the air and rain of heaven find their way and help to constitute an unfailling reservoir of wealth; the outside of the roots is continually feeding the soil, making it rich as gold to you farmers who grow it, while also giving you the largest crop of the best feed of any crop you could grow. Let me urge you to grow it extensively.

Kind of Soil Required and Quantity of Seed

Alfalfa may be grown in almost every possible kind of soil and under almost all soil-conditions except two. It will not thrive on a soil constantly wet or where in winter water will stand on the ground for over forty-eight hours; in fact, this usually kills any crop. The other soil is that in which there is too much acidity. This is often the case where corn and wheat have been raised for many years, thus robbing the soil of much lime. This may be remedied by an application of lime to the land just before sowing the Alfalfa, harrowing the lime in beforehand, or if broadcasting the seed, apply the lime just before the sowing at rate of 500 to 1,000 pounds to the acre. In preparing the soil, plow deeply and often and harrow after each plowing; the soil should be like that of a garden. For spring seeding, sow in May; for fall seeding in August. Seed 20 to 30 pounds to the acre, either drilling or broadcasting in. Do it carefully and evenly, for this one seeding, you know, will last for years. Twenty pounds of my high-quality seed are enough to the acre; more will not do any harm. Plan to put out a large acreage this year.

Alfalfa's Remarkable Feeding Value for All Stock

It has been estimated that a ton of properly cured Alfalfa leaves is equal in protein to 2,800 pounds of wheat bran. It is not a fat-making feed, but puts weight on the animals in bone, blood and muscle. Corn or cornmeal makes a good feed to apportion with Alfalfa. All animals like it. Alfalfa is a most valuable feed in beef-making, for dairy cows, for swine, for horses and mules, for poultry, for sheep. You cannot afford to farm without it. I urge you for your own profit to grow it, and as many acres as possible.

The Great Importance of Good Seed

I cannot emphasize this too strongly. Poor seed is the principal cause of a poor stand. You can have no success without good seed. Do not blind yourself to this important matter by trying to save a dollar on the seed. Do not use imported seed; it is always cheaper and almost always full of weeds. It is not acclimated, is weak and seldom stands after the second year. **My High-Quality Home-Grown Seed** is positively the purest and best seed obtainable, with vitality that means a positive, strong, healthy growth that will stay. It's your most economical seed, no matter what it costs. My price is **\$16 per bushel of 60 lbs.; 20 lbs., enough for one acre, will cost \$5.33**, the only seeding cost for ten or twenty years to come. My seed is tested by the United States Department of Agriculture for purity and vitality, but, most important of all, I know whence it comes. Order it now. Add 65 cts. for each 2-bushel seamless bag.

Many Farmers will sow Alfalfa this year in the wheat field instead of Red Clover

FARM SEEDS, Best Fancy Grades Only

Prices change up and down with the market. WRITE FOR PRESENT PRICES. Always add 65 cts. for bags for shipping

COW PEAS. A great forage crop and soil improver. Sow 1 bushel to the acre in May or June, depending altogether whether the soil is warm enough to plant them. While called Cow Peas they are really a bean and therefore will rot if planted too early. The vines may be cut for green feed or cured as hay for winter feeding. It makes the best kind of dairy feed. To plow down it is a most wonderful soil-improver.

The Wonderful Cow Peas. Makes the greatest growth of all, the plants first make an upright growth then spread and vines grow 10 to 12 feet long; great for turning under as well as for feed. Matures in about 90 days.

Extra-Early Black-Eye Cow Peas. Very early, maturing in about 60 days; makes a good growth but not so much as the Wonderful. In addition to making a valuable hay crop it is also used extensively for table use as a soup Pea.

SORGHUM, or SUGAR CANE. Early Amber. Very valuable for both green feed and for ensilage. The plant is filled with rich sugary sap and this mixed with Cow Peas or any other feed is very much liked by all stock. Sow 1 bushel to the acre (1 bushel weighs 50 lbs.) broadcast for forage crop, or 12 pounds per acre if drilled in or half bushel (25 lbs.) when sown with Cow Peas.

TEXAS SEEDED RIBBON CANE. One of the earliest to mature, grows 10 to 15 feet high and is most valuable for forage, ensilage or for syrup. When soil and weather conditions are right and with proper cultivation, it will make 250 gallons and more per acre of the finest syrup. When planting for syrup prepare the soil well, sow 12 pounds of seed per acre in rows 3 to 3½ feet apart.

SUDAN GRASS. A wonderful hay producer. Grows 6 to 7 feet high when grown in rows, less if broadcast. Very easily cured and should be cut when first coming into bloom. Sow 20 pounds per acre broadcast, or if drilled in rows, 10 pounds per acre.

KENTUCKY BLUE GRASS. This is the best of all native American grasses best suited for pasture. Succeeds everywhere, lasts for years. Seed sown in spring or fall over an old pasture will renew it. Sow 2 bushels to the acre.

RED TOP, or HERD GRASS. Valuable hay and pasture grass, hardy, quick growing, and a good variety to sow with Kentucky Blue Grass. These two make an elegant mixture. Sow 20 pounds of Red Top per acre.

ORCHARD GRASS. One of the best for either hay or pasture. It stands the closest grazing. Makes a quick growth and all stock like it. Grows in shaded places and in orchards where other grasses will not do so well. Every farmer should sow Orchard Grass either in his orchard, pasture, or for hay. Sow 2 bushels to the acre (14 lbs. to the bus.).

PERMANENT PASTURE MIXTURE for Uplands and for Lowlands. We have a well-balanced pasture-producing mixture made up of grasses specially suited for uplands and also one for lowlands. Where you have a piece of ground you wish to put into permanent pasture use either one of these high-quality mixtures. Sow 45 pounds, or 3 bushels to the acre; one seeding lasts for many years.

All my grasses are of the very highest quality—first grade only.



The Best Fertilizer

For Every Soil and Every Crop
Is Manure If You Can Get Enough
of It. Then Lime When Needed

Commercial or manufactured fertilizers are all good in their way, yet we all know that they are in reality a substitute for manure. The reason you buy them is because you do not have on your farm enough manure. Now why be satisfied with a substitute if you can secure the manure; the market-gardener who must make every acre produce its greatest possible crops uses a tremendous amount of manure and it *pays him big* to do so. It will pay you just as handsomely in profits in bigger crops if you use it on your field crops, corn, oats, wheat, etc. The biggest crop, bushels per acre, of wheat I ever saw was a field that had a deep, heavy spread of manure. The wheat heads were 5 inches long, the crop 45 bushels to every acre and the owner sold it all for seed to his neighbors. If you want a horse to pull his *very best*, he must have enough to eat; so also if you want a plant, or a field of plants, to pull a *big crop* out of the soil, you've got to feed them. Poor crops are usually the fault of starvation, they are not half fed.

Use Wizard Brand Pulverized Sheep Manure

Because, too, no matter what kind of soil you have, or what its condition, Pulverized Sheep Manure will give it what it naturally needs; it is Nature's fertilizer, does as Nature intends, and it contains all necessary plant-food elements—Nitrogen, Phosphoric Acid and Potash—in combination with organic matter or humus, and it is this natural combination that produces the peculiar action and effect in the soil, which can be had only from animal manures. By using it, you are making your crops and, at the same time, **building up** your soil and adding hundreds of dollars in value to your land. We have sold more than 50 carloads of Wizard Brand Sheep Manure; some customers buy full carloads (20 tons), others 10, 5, 2, 1 ton and less.

Where does all this come from? There are millions of sheep raised in the West and allowed to graze until ready to fatten for market; then they are brought to immense fattening pens and fed on pure grains a certain length of time before killing and this pure grain manure is then taken to the plants where it is put in large steel tanks which are kept revolving over a heat of 2,000 degrees and it is thus dried and pulverized in these air-tight tanks where it absorbs within itself all of its valuable plant food.

Are there any live weed-seeds in Wizard Brand Pulverized Sheep Manure? Absolutely none, for when it passes through a heat of 2,000 degrees there could be no seed of any kind in it that would ever germinate; this great heat kills the germ in any seed.


For all farm crops, vegetable crops and flowers it is unequalled. The Pennsylvania State College Experiments show Sheep Manure to be the most valuable of all manures.

REMEMBER there are imitations. Everything good soon has its imitation, "something just as good." Be sure the words, "WIZARD BRAND" are on the bag or tag. WIZARD BRAND IS GUARANTEED PURE PULVERIZED SHEEP MANURE—NO WASTE—NO FILLER.


Ton, \$43; 1,000 lbs., \$22; 500 lbs., \$12; 100 lbs., \$3; 50 lbs., \$1.75; 25 lbs. \$1.25

IRON AGE GARDEN TOOLS


Did the weeds get ahead of you last summer? Was it impossible to hoe and cultivate your garden crops as you should have done? Was there too much work for you, and was it impossible to get help? If you had these troubles, then I can safely say you did not have an Iron Age Double- and Single-Wheel Hoe, but did your gardening in the old, slow, back-aching way. If you are willing to spend \$12 for a No. 301R Double- and Single-Wheel Hoe you will be getting the best "man" to be had, for this tool will do the work of an extra man besides yourself, better than he can do, quicker and just the way it should be done. Use it from April to October, seven months for \$12. Can you get a man for that amount? Then the tool is yours to use the next year and for years to come. This splendid machine can be changed in a moment into any of the eight machines as shown here. You get all of them complete for \$12. This can also be made into a seeder which sows any kind of seeds more accurately than you can sow by hand. (See No. 306 Combined Double- and Single-Wheel Hoe, Hill and Drill Seeder Below.)




No. 301R. With plow set for hilling




No. 301R. With rakes to go astride the row




No. 301R. Plow set to open furrow




No. 301R. With side hoes set to cut close between the rows



No. 301E. Set for weeding between rows



No. 301E. For cultivation between rows



No. 301E. Cultivator teeth can be set to suit the width of rows



No. 301R. Complete with all tools

THE ABOVE EIGHT MACHINES COMPLETE IN ONE No. 301R FOR \$13

NO. 19 WHEEL PLOW AND CULTIVATOR

The wheel is made of steel, 24 inches high, and is very strong. The tire is one inch in width. The frame is made of steel throughout, which insures durability and lightness. The handles are made of best oak and are nicely finished. The working tools consist of a Plow, Rake, Scuffle Hoe and two Cultivator Teeth. Price, \$6.50. Weight, packed, 22 pounds




NO. 320R SINGLE-WHEEL HOE

Is a most perfect single-wheel tool. It plows, rakes, cultivates and hoes. And with the No. 320R, the Drill Seeder or Hill and Drill Seeder attachments may be added at any time. Price, No. 320R, complete, \$9. With side hoes and cultivator teeth only, \$10.



NO. 306 COMBINED DOUBLE- AND SINGLE-WHEEL HOE, HILL AND DRILL SEEDER



Sows all kinds of seed, from celery to beans, with the greatest regularity in hills, 4, 6, 8, 12 and 24 inches apart or in drills and is instantly changed to a double- or single-wheel hoe,

etc., which is shown as the No. 301R above. Complete, \$22. As Seeder only, \$18.


NO. 600EL COMBINED HORSE HOE AND CULTIVATOR

Remarkable for great adjustability. With lever is expanded from 14 to 39 inches. The wheel regulates the depth. The side Hoes have numerous adjustments. A most satisfactory and popular implement. Price, complete as in cut, \$18.75.



ASK FOR COMPLETE IRON AGE CATALOGUE

NO. 1 COMBINED HARROW AND CULTIVATOR



Its teeth are diamond-shape, with a small Cultivator Tooth forged on one end. For very close work, every other tooth can be quickly removed. This tool is designed

especially for the cultivation of berries and small crops, as it thoroughly pulverizes the soil and at the same time throws but very little earth. Price, complete with lever expander and plain wheel, \$12.25.

EVERYBODY WITH A GARDEN, Large or Small, Should Have a Hand-Cultivator

If you want the best crops, you *must cultivate*, you *must weed*, when the crops need it—*not before*, *not after*—but *when they need it*. To do it quickly, often, and thoroughly, you should have these machines. Do not think of their cost—it is nothing compared to the dollars their use adds to your crops. Include them in your order.

IF INTERESTED IN OTHER IMPLEMENTS, ASK FOR COMPLETE CATALOGUE AND STATE WHICH YOU NEED

THEY ROW BETTER · THEY YIELD BETTER ·

Planet Jr. Tools

72-page Planet Jr. Catalogue Free
Describes 70 tools, including Seeders,
Wheel Hoes, Horse Hoes, Harrows,
Orchard and Beet Cultivators, Celery
Hillers, etc. Write postal for it.

USED THE WORLD OVER. ALWAYS RELIABLE. FULLY GUARANTEED



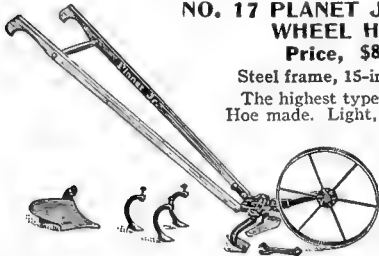
**NO. 25 PLANET JR. COMBINED
HILL AND DRILL SEEDER,
SINGLE- AND DOUBLE-WHEEL
HOE**

Price, \$23
Holds 2½ quarts of seed

Soon pays for itself in the family garden as well as in the larger acreage. Sows all garden seeds (in drills or in hills), plows, opens furrows and covers them, hoes and cultivates quickly and easily.

NO. 2 PLANET JR. DRILL SEEDER. Price, \$12.75

This old reliable Seeder has given complete satisfaction for over 35 years and is still popular where a hill-dropping tool is not wanted. Holds 2½ quarts.




**NO. 17 PLANET JR. SINGLE-
WHEEL HOE**

Price, \$8.75
Steel frame, 15-inch steel wheel
The highest type of Single-Wheel Hoe made. Light, but strong, and can be used by man, woman, or boy. Will do all the cultivation in your garden in the easiest, quickest, and best way.

**PLANET JR. STAR PULVERIZER, LEVELER
AND WEEDER Price, \$6.50**

This new tool is especially adapted for preparing the seed bed, and will be found of great value in smoothing and fining the soil surface. The rear blade is 13½ inches wide. After the crops are started, it may be used between rows as a weeder or as a crust breaker.




**NO. 65 PLANET JR.
SLIDE HOE**

Price, \$5
Admirable for all between-rows workings. Light, strong, easy running.

**NO. 8 PLANET JR.
HORSE HOE**

Price, complete, \$20

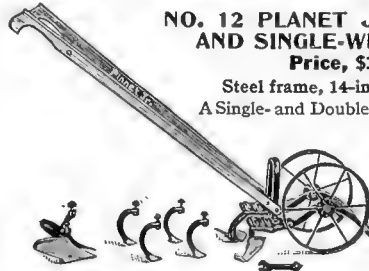
No. 7. Same as No. 8, but without depth regulator. **Price, \$16.50**



**NO. 4 PLANET JR. COMBINED
HILL AND DRILL SEEDER, AND
SINGLE-WHEEL HOE**


Price, complete, \$19.50
Sows in drills or in hills, 4, 6, 8, 12, or 24 inches apart

A splendid combination for the family garden, or large gardener. It is a perfect seeder, and a high-grade single-wheel hoe.



**NO. 12 PLANET JR. DOUBLE-
AND SINGLE-WHEEL HOE**

Price, \$12.50
Steel frame, 14-inch steel wheels
A Single- and Double-Wheel Hoe in one. Straddles crops till 20 inches high, then works between. Has steel frames and 14-inch steel wheels. The greatest hand-cultivating tool in the world.



**FIRE-FLY
GARDEN PLOW**

Price, \$4
Exceedingly useful to owners of small gardens. Also fine for plowing up chicken yards.

**NO. 90 PLANET JR.
12-TOOTH HARROW
AND CULTIVATOR**


Price, complete, \$20
**No. 90B, without
Pulverizer, \$16.75**



An invaluable tool in the market-garden, truck and strawberry patches. Has new steel wheel which prevents clogging. Its 12 chisel-shaped teeth cut out all weeds, stir and mellow the soil, and leave the ground in the finest condition without throwing dirt on plants.

**NO. 107 PLANET JR.
7-TOOTH CULTIVATOR**

Price, \$15
See Planet Jr. catalogue



We are headquarters for Planet Jr. tools. Come and see them, or order the Planet Jr. you need with your seed order

Most Accurate Seeding Machine in the World

IT MUST SOW SEED JUST RIGHT. IT CANNOT SOW TOO THICK, IT CANNOT SOW TOO THIN

The Columbia Seeder

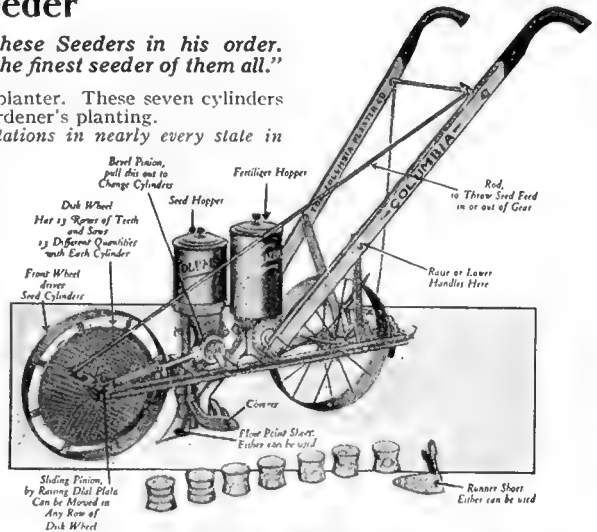
Every market-gardener should include one of these Seeders in his order. Those of my customers who have them say: "It is the finest seeder of them all."

Seven cylinders are sent with each Columbia hand planter. These seven cylinders will sow about the entire list of the average market-gardener's planting.

These machines are used by *government experiment stations in nearly every state in the Union*, where the machine is regarded as the *most accurate seeding machine in the world*. They are made especially to meet the demand of market-gardeners or nurserymen who must have a machine of large capacity and one that will plant all kinds of seed accurately, both in spacing and depth of planting.

It has a positive force feed; each seed is carried to the ground and covered; not a seed can escape. The construction is simple and durable, and when equipped with proper cylinder, will plant all known vegetable seeds from the smallest seed to lima beans any desired distance apart in the furrow with mathematical precision. From the seed-hopper the seeds drop immediately into the cells or pockets in the cylinder, where nothing can disturb them, and they are carried to the ground by revolution of the cylinder. Will plant any distance apart required and change can be made easily and quickly. Walking fast or slow, the machine will plant the seed exactly the same distance apart and the same amount of seed to the acre. Full instructions with each machine.

Price, No. 10, \$19.50.



No. 11 Columbia

No. 11 Columbia

Same as No. 10 except equipped with Fertilizer Attachment.

Four fertilizer cones with this machine give positive control of the amount of fertilizer you may wish to sow per acre. Fertilizer spout is adjustable to sow fertilizer where you desire. **Price, No. 11, \$24.**


Hotbed Sash

ORDER YOUR SASH AT ONCE

The sash I offer you are positively the strongest and best made. They are 3 x 6 feet, 1½ inches thick, all joints are blind-mortised, white-leaded and steel-dowelpinned; a ¾-inch round steel rod supports the bars in the center.

Suggestions for Preparing Hotbeds and Coldframes

This illustration shows how to make a hotbed. Put in 2 feet of fresh horse-manure for winter, use half that depth for spring. Mix the manure with one-third leaves or straw, which keeps it from burning by too rapid fermentation and destroying its heating qualities at the start. Tramp down hard; leave sash off three days, and until a thermometer plunged into the mixture shows 90 degrees. Now place 9 inches of good soil on top, free from lumps, the finer the better, having mixed with it thoroughly well-rotted manure. Then sift on top an inch of loamy soil, making a soft bed for the seeds.




Coldframes are those warmed by the sun only; hotbeds are heated by an under bed of manure, giving heat by its fermentation. They are both a sort of "small greenhouse" that will yield bountiful returns every month in the year.

PRICES OF SASH, 3 x 6 feet. Glass and painted, two coats, single-light, \$6, double-light, \$8. Without glass and painted, one coat, single-light, \$2.25; double-light, \$2.50. Without glass and unpainted, single-light, \$2.10, double-light, \$2.35.

PRICES OF STANDARD FRAMES: 2-sash Frames, without sash, \$9.50; with sash, \$20.50. 3-sash Frames, without sash, \$12.50; with sash, \$29; 4-sash Frames, without sash, \$15.50; with sash, \$37.50.

PRICES OF SUB-FRAMES: For 2-sash Frames, \$7.50; for 3-sash Frames, \$8.75; for 4-sash Frames, \$11.50.

Order Sash Now, Get Started Early



The Eureka Brooder

The Eureka Colony Brooder

The Stove Brooder with the corrugated fire-pot. Gas-Proof. Self-Regulating. Can be operated at a cost of 5 cents a day. No attention necessary except coaling once in twenty-four to forty-eight hours, according to the weather.

Why pay double this amount when at this price you can get a Stove Brooder that is guaranteed just as efficient and durable as any made?

No. 10, 500-chick capacity, \$17.50.

No. 20, 1,000-chick capacity, \$21.50.

Stove pipe not included.


Thousands of them in successful operation—Send at once.

The Cyclone Seed Sower

THE WORLD'S STANDARD

The sower that scatters evenly. Adjustable for any quantity of any seed that can be sown broadcast.

Sent anywhere, postpaid, for \$2.25



The Cyclone Seed Sower

No. 2 Climax Garden Cultivator

Complete as shown (24-inch wheel), \$4.00



No. 2 Climax Garden Cultivator

ORDER QUICK—ONLY A LIMITED QUANTITY AT THIS PRICE

Continuous Hand Sprayer



Holds a quart; keeps up a continuous misty spray. Two nozzles; one sprays a mist straight out, the other sprays it up under the leaves.

Price, postpaid, tin, \$1; galvanized, \$1.15; brass, \$1.50

Missouri Grain Drills

THE MACHINE THAT HAS SET NEW STANDARDS OF STRENGTH, LIGHTNESS, SIMPLICITY. WHEN THE NEW MISSOURI GOES IN, HEAVY REPAIR EXPENSES STOP AND STAY STOPPED

Missouri Grain Drills have fewer parts than other drills, and weigh an average of 200 pounds less. They are the lightest draft drills made.

Sight Feeds. No other feeds made with this feature in practical form. Sowing in plain view at all times.

Wood Wheels. 48 inches in diameter; tires 3 inches wide; extra strong and rigid. Steel wheels if preferred.

The Minute Man. Quantity speed device; accurate and easy; best ever.

Steel Ribbon Tubes. Very flexible and durable; never kink or clog.

Spring Trip on discs or hoes allows each to pass over obstructions independently. See heavy tempered spring.

Rotary Fertilizer Feed. Eliminates twenty-two bevel gears; reduces friction and saves draft; two and one-half times greater power than the lateral feeds.

Less Working Gears. Only eight gears in operation at one time; other drills, over thirty.


Pitch and Gather Axle. Same as used on autos and all high-grade vehicles. Reduces friction. Saves horse flesh.

Practically a Steel Fertilizer Feed. One-inch cold roller steel shaft, steel feeder bars, steel cleaner bars.

Diversified Crop Grain Feed. Sows evenly and positively the smallest grains to the largest beans.

PRICES

Combined Drills, Spring Brake.—	
8 x 8.....	\$125 00
9 x 7.....	135 00
9 x 8.....	138 00
10 x 7.....	144 00
10 x 8.....	145 00
11 x 7.....	155 00
Combined Drills, Single Disc, add \$7.50 to above sizes.	
Combined Drills, Double Disc, add \$11.50 to above sizes.	
Combined Drills, Pin Brake, deduct \$4 from above sizes.	

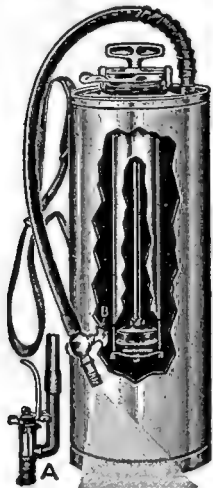


Missouri Grain Drill

PLACE YOUR ORDER NOW

SPRAY PUMPS Spray Your Trees and Save Them Spray the Fruit and Make it Better Fruit

I have every necessary fixture needed when spraying. I guarantee every Sprayer I sell EXTRA HOSE. I make a specialty of Hose for spraying—it is made extra strong. Prices, from 10 cts. to 18 cts. per foot



PATENTED,
Brown's Auto-Sprayer

Brown's Auto-Sprayer

A Self-Operating or Automatic Sprayer

The **Auto-Spray** is one of the best on the market. It is very strong and practical. When properly charged, contains three gallons of solution and one gallon of compressed air. Ten to twelve strokes of the plunger will compress the air and two pumpings will empty the entire contents. All parts which come in contact with solution are made of brass, and the handle and other parts are made of malleable iron. Capacity about 4 gallons; weight, empty, 7 pounds. **Auto-Spray No. 1B. Brass Auto-Pop Nozzle. Factory list price, \$10; my special price, \$9.50. Galvanized, \$7.50.**

EXTRAS.—Auto-Pop Nozzle, \$1.75. Extension Pipe, brass, 2-ft. length, 75 cts. Brass Elbow Extension, 40 cts.

Kant-Klog Compressed-Air Sprayer (No. 7)

In my judgment this is one of the best Compressed-Air Sprayers made. Pump it full of air, throw it over your shoulder, and start to spray. By pressure of the thumb you can start or stop the spraying at will. It works perfectly and is made to last. The tank holds about four gallons. **Galvanized tank, \$6.50. Brass tank, \$9.50.** I guarantee every Sprayer to be entirely satisfactory.



No. 7

Iron Age Horizontal Barrel Sprayer

A practical Barrel Sprayer with a pump and working parts on the outside. Valves and all working parts are of brass. The hand-lever, to which is attached the agitator, with an occasional stroke after pressure is up will easily maintain 100 to 125 lbs. This is the most practical Barrel Sprayer in my



Horizontal Barrel Sprayer No. 190

judgment on the market today. It is just the Sprayer to place on a wagon, cart or sled. Designed especially for the man with a large or small orchard. It is sold complete as shown in the illustration, with one 15-foot section of 1/2-inch hose, Iron Age nozzle, extension rod and bucket strainer for \$35. **Price of Pump, as shown, without hose, \$30.**

Improved Barrel Pump (No. 2)

I sell more of these Barrel Pumps than of any other because they suit the man with an average-sized orchard.

The Pump has pressure enough to reach the highest trees and does splendid work. The regular price is \$18, but I sell it complete, with 15 feet of hose and nozzle, ready to use, for \$13.50. It has a jet agitator, but if a mechanical agitator is wanted \$1 extra is charged.



No. 2

Perfect Lever Bucket Pump (No. 3)

The best brass Bucket Pump. Can also be used as a Barrel Pump by removing the foot-rests. All the working parts are brass. By using an 8-foot extension rod (80 cts.) with this Pump you can spray the tops of trees 30 feet high. **This \$16 Pump I sell complete with hose and nozzle for \$7.50.**



No. 3

Imperial Brass Pump (No. 4)

An ideal Spray Pump for one with a few trees; for whitewashing stables, cellars, fences, etc., and for spraying disinfectant in chicken-houses. **Regular price, \$6; my price, \$5.**



No. 4



Tin Hand Sprayer No. 6

For small trees, shrubs, vegetables, flowers and all kinds of plants, and for poultry-houses it is just the thing. **75 cts.; 85 cts., postpaid.**

The Lowell Compressed-Air Sprayer

Made very strong; all the working parts simple and easily operated. One of the most convenient Sprayers to handle. For small trees and garden use it is ideal. Tank holds four gallons. **Galvanized tank, \$7.50. Brass tank, \$9.50. Brass 2-foot extension rod, 75 cts.**



The Lowell Sprayer in operation

• THEY GROW BETTER • THEY YIELD BETTER •

SPRAY MATERIALS

Be sure you spray with the right Insecticide. Different insects require different poisons
BE PREPARED. Do not wait until the bugs make their appearance; have an Insecticide cupboard and have it on hand to use when they first appear.

BOWKER'S LIQUID LIME-SULPHUR SOLUTION. The best and most effective. Be careful about using others recommended as "just as good." Bowker's Liquid Lime-Sulphur has been used by our fruit-growers for some years, and has proved its effectiveness in killing San José scale. It does the work. All ready to use when you get it by adding 9 to 10 gallons of water to each gallon of material; stir thoroughly. Qt. 35 cts., 2 qts. 55 cts., gal. 90 cts., 5 gals. \$3, 10 gals. \$5, 1/2 bbl. (25 gals.) \$6.75, bbl. (50 gals.) \$12.

SOLUBLE SULPHUR COMPOUND IN POWDERED FORM. (Niagara Brand). For use as a Fungicide, Insecticide and Preventive of Aphid. Reduce the cost of spraying by fighting three different classes of pests and diseases with the same weapon at the same time. **For Winter Spraying,** when trees are dormant, use 10 pounds of the material to 50 gallons of water, for the control of San José scale, oyster-shell bark-louse, pear psylla and other sucking insects; for leaf-blisters, mite, peach leaf-curl, apple scab and other fungous diseases. **For Summer Spraying,** when trees are in foliage, for the control of apple scab and larvæ of sucking insects, use only 1/2 to 2 pounds of the material to 50 gallons of water. For peach and plum foliage, use 2 1/2 to 3 1/2 pounds of the material to 200 gallons of water. To kill scale, trees should be sprayed any time after February 1, as long as the trees are not in leaf or bud, but only when weather is warm enough to prevent freezing of the liquid on the trees. Lb. 35 cts., 5 lbs. \$1.25, 10 lbs. \$2, 25 lbs. \$3.75, 50 lbs. \$6.50, 100 lbs. \$10.50.

SCALECIDE. It kills the San José and other scales affecting trees. Safe to use and on rough bark trees it spreads better than any other. Thousands of fruit-growers everywhere have been using Scalecide and thus kept their orchards perfectly clean and healthy. Special booklet, giving full information about it, sent on request. Qt. 60 cts., gal. \$1.20, 5 gals. \$5.50, 10 gals. \$10.50, bbl. (30 gals.) \$25.50, 50 gals. \$39.50.

"BLACK-LEAF 40." This is the one best spray to kill the aphid or plant lice which destroy cabbage, potato, tomato, pea, bean, cucumber, and, in fact, all kinds of vegetable plants. These lice multiply by the thousands in just a few days. They are mostly on the underside of the leaves and on the stems. They stick their beak into the leaf or stem and suck the sap, the life, out of them, and they soon curl up, wither, and die. Spray "Black-Leaf 40" as directed on the lice—it is necessary to get it on them to kill them. Their bodies are soft and this kills them as soon as it touches them. You cannot get all of them the first time, so it is necessary to go over them often until you have destroyed them all, or they will breed again and soon destroy your crops. "Black-Leaf 40" is harmless to any plant when used as directed. Use it also on flowers, roses, etc., which these lice attack. Small bottle (makes 6 gals.) 25 cts., 1/2-lb. can (makes 50 gals.) 75 cts., 2-lb. can (makes 200 gals.) \$2.50, 10-lb. can (makes 1,000 gals.) \$10.75. Full directions for using with each container.

SLUG SHOT is a dry powder for dusting on cabbage, potato, melon, and, in fact, can be used on any vegetable plants or flowers to kill eating insects. One of the very best to kill cabbage-worms. Lb. box. 15 cts., 5 lbs. 55 cts., 25 lbs. \$2.50.

Pyrox

There has been lots of effort put forth to find fault with Pyrox. "Too expensive," "Arsenate is just as good," "Bordeaux is just as good,"—and like statements—but Pyrox still does the work, still kills the bugs, still prevents blight, and still holds the confidence of those who use it and know its value. Don't be persuaded to use something else "just as good"—Pyrox is different. It fills the barrel with the kind of apples they use to put on top. The one best all-round spray for all fruits and vegetables, potatoes as well as apples. Kills all leaf-eating insects and fungous diseases, thus serving two purposes, and insuring the crop against insects and disease. Pyrox is no experiment. It has been on the market for nearly a dozen years. "Sticks like paint" to the foliage, even after heavy rains. Three or four sprayings should be made on each crop at intervals to cover the new growth as it comes on. For this reason it is much more economical than paris green and bordeaux, which washes off with every shower. Spray with Bowker's Pyrox to kill all eating insects, to prevent disease, to increase size and yield, to improve "keeping" quality. **Ask for complete book with testimonials showing its value on every crop.** Lb. 40 cts., 5 lbs. \$1.50, 10 lbs. \$2.75, 25 lbs. \$5.75, 50 lbs. \$10.75, 100 lbs. \$20, 300 lbs. \$57. (Pyrox is not intended to kill plant lice; "Black-Leaf 40" kills them.)

PURE PARIS GREEN. 1/4 lb. 20c., 1/2 lb. 35c., lb. 60c. 5 lbs. \$2.75, 14-lb. keg \$7.

CHAMPION DUSTER. For distributing dry insecticides and fungicides, such as Dry Arsenate of Lead, Paris Green, Dry Bordeaux, etc. Does effective work without injuring the foliage when used properly. Will "green" two rows of potatoes at once as fast as a man walks. Adjustable to any width of row. Length of machine is such that the poison is kept at a safe distance from the operator. Each machine is packed, in a case complete, comprising 4 tubes, 6 nozzles, 2 straps and oil can. Cased for shipping, weighs 13 pounds. The reservoir holds over a quart of powder. \$12.

LITTLE GIANT DUSTER. Similar to Champion, but smaller. \$9.

LOWELL POWDER DUSTER. Suitable for the small garden. It is impossible to draw powder back into the cylinder pump, and if the powder is sifted through a screen and kept absolutely dry, it will be impossible for it to clog. The Duster is sure to give satisfaction. The powder-can holds one quart. Weight, packed, 2 pounds, 75 cts.; postpaid, 85 cts.


DRY POWDERED ARSENATE OF LEAD. 1/2 lb. 35 cts., lb. 60 cts., 5 lbs. \$2.75, 10 lbs. \$5, 25 lbs. \$11.25, 50 lbs. \$20, 150 lbs. \$52.50.

LEMON OIL. 1/2 pt. 35c., pt. 60c., qt. \$1, gal. \$3.

HELLEBORE. 1/2 lb. 35 cts., lb. 60 cts.

FORMALDEHYDE. Used to prevent grain smut, oat anthracnose, potato scab, black leg, lettuce rosette and rot, cabbage, brown or black rot, club root, onion smut, and rot. 1-lb. bottle 45 cts. Ask for instructions for using it.

TOBACCO DUST. Lb. 10 cts., 5 lbs. 40 cts., 10 lbs. 60 cts. (We have many other standard Insecticides—ask us for what you want.)



Dexter Tree Pruner, \$3.50

Pexto Pruning Shears

Order a good pair of Pruning Shears and keep your young trees, grape-vines, berry bushes, etc., in proper condition to bear the most and better fruit.

PEXTO

PRUNING SHEARS

FOR TREES, SHRUBS, VINES, BUSHES, HEDGES, ETC.



No.	Price
14	\$1.35
R65	1.75
R170	2.35
R275	2.15
R70	1.85
99	2.15
50	.85
165	1.80
R85	2.35
R165	2.00
65	1.60
R50	1.00
60	1.10

Made by THE PECH, STONE & WILCOX CO.
 Manufacturers of the Largest Line of Hardware Tools, Made and Shipped by one maker.
 SOUTHBRIDGE, CONN. CLEVELAND, OHIO. NEW YORK, N.Y.

Please remember that Insecticides, being poisons, cannot be sent by mail. We send them by express (you pay expressage)

DAIRY SUPPLIES

For All You Who
Make Butter, Here
is a Machine
That You
Should Have
by All Means



No. 3-AP. Minnetonna Home Creamery for both hand and power. Churning capacity with barrel half full, 12 gals. (holds 24 gals.). Working capacity, as little as 3 lbs., as much as 20 lbs. at one working. Can be belted to your gasolene engine or to an electric motor. Only requires 1 H.P. Engine or 1/2 H.P. Motor. Floor space 2 ft. 8 in., by 2 ft. 7 in.

No. 3 Hand Power Home Creamery

The Wonderful "Minnetonna Home Creamery"

Pour in your cream and in 25 minutes or less take out finished high-grade butter—all ready to pack. It is a **combined churn and butter worker**. It first churns the butter as any other churn, then by simply turning a lever the gears work differently, that is the body of the machine revolves slowly while the worker inside revolves rapidly working the butter perfectly, far better than it could ever be worked by hand and at the same time in a most sanitary way for no hands touch it, no dust or flies can contaminate it. Then also this machine does away with the hard work of hand "working."

The "Minnetonna Home Creamery" Guarantees to You:

"Clean" churning—it gets all of the butterfat globules out of the cream and hence makes more butter from a given amount of cream than any other farm churn.

Rapid churning—by agitating the cream more thoroughly, makes the butter come in one-half to one-fifth the time required in the old style barrel churn.

Thorough washing of the butter—by simply throwing clean water into the barrel and giving it a few turns, you cleanse the butter of all buttermilk.

No loss of butterfat in draining off the buttermilk and wash water, because of the strainer tube in the faucet.

Perfect working of the butter in much less time than the old hand method of separate butter worker.

Proper "over-run" of moisture and salt—instead


It tells you when the churning is done.—The Glass Peep Hole in one end of the drum of the Minnetonna is always milk wet during the churning. The very first time the glass clears entirely, you know the butter has "come."

of working the moisture out, as the old-fashioned way did, the Minnetonna works in the amount necessary to the flavor and keeping quality of the butter.

More butter from a given amount of cream; first, because it uses all the butterfat globules in the cream; secondly because it makes an "over-run" of 20 to 25 per cent.

Better Butter—and a uniformly high quality with every churning, because it performs every butter-making operation mechanically and scientifically.

A saving of time and labor—completes the whole process of buttermaking—churning, washing, working, incorporating moisture and salt—in 25 to 30 minutes or less instead of an hour or more of weary toil with the old-fashioned churn. Your churning alone is done in 15 minutes or less with a Minnetonna.



Farmer Local Cream Buyer Creamery Operator Commission Man Wholesaler Dealer Housewife

You can pocket these five middlemen's profits by selling your home-made butter direct to consumers—or at least four of them by selling to grocers. No need to sell your milk and cream now because of the *work* of making butter, for a Home Creamery does it all for you and you keep the big extra profits you have been giving away to the other fellow. *Buy a Home Creamery Now.*

	Capacity barrel half full	Butter working capacity	Price
No. 3-AP Hand and Power	12 gals.	3 to 20 lbs.	\$39 75
No. 3 Hand Power Only	12 gals.	3 to 20 lbs.	33 75
No. 2-C Hand and Power	20 gals.	5 to 40 lbs.	44 75
No. 1-C Power	40 gals.	10 to 100 lbs.	94 75

Cash or easy payments—Ask us

· THEY GROW BETTER · THEY YIELD BETTER ·

The New Sharpless Suction-Feed Separator

A WONDERFUL INVENTION, GETTING EVERY DROP OF CREAM
AT ANY SPEED OF TURNING, WHETHER FAST OR SLOW

So valuable and means so much to every farmer that all should immediately exchange their old machines, no matter what make, for this new Sharpless Suction-Feed.



New Sharpless Suction-Feed Separator

Ninety-five out of Every Hundred Persons turn their Separators, no matter what make, too slow, that is, slower than the required number of turns to separate properly, and this causes a loss of cream ranging in value from \$100 to \$120 every year, more than enough to pay for a New Sharpless Suction-Feed Separator, which, if turned slowly or rapidly, separates just the same and gets **all the cream**—the faster you turn the sooner you get through.

Sanitary and Very Simple. Nearly all other Separators have more than thirty pieces in the bowl, each of which should be carefully cleaned if really sanitary butter is to be made. The New Sharpless Suction-Feed **has only one piece**, making it not only more sanitary but more easily and quickly cleaned, saving all the work necessary to clean the many parts of other machines.

How It Works. A wonderfully simple construction causes the speed of the bowl to create a suction which draws the milk from the supply can up into the bowl. Thus the faster you turn the Separator (making more suction) the more milk is sucked in. If turned slower, less milk is sucked into the bowl, yet the separation is just as perfect.

The Thickness of Cream Never Varies. The cream will stay exactly the same thickness, whether you crank fast or slow. Slow turning will not make the cream get thin and faster turning will not make it thicken up. Thicker cream can be procured by setting the cream-screw. Note the supply can is very low, large, and convenient. No awkward, heavy lifting of the milk-pail 4 or 5 feet, as in other Separators.


PRICES AND CAPACITIES OF THE NEW SHARPLESS SUCTION-FEED

No. 1, capacity 250 lbs. per hour, for 1 or 2 cows	\$70.00
No. 2, capacity 300 lbs. per hour, for 3 or 4 cows	80.00
No. 3, capacity 400 lbs. per hour, for 4 to 7 cows	95.00
No. 4, capacity 500 lbs. per hour, for 7 to 12 cows.....	110.00
No. 6, capacity 700 lbs. per hour, for 12 to 20 cows.....	135.00

Terms. I will allow a liberal discount from these prices for cash or will arrange easy payments for you. Therefore you can have one of these wonderful machines **at once** for either cash or credit. Come in and bring your old machine along and take a new one home, or write or telephone the size you want and we will bring it out.

POWER WASHERS TO RUN BY GASOLINE ENGINE OR ELECTRICITY

You can get along without it, but isn't that a foolish thing to do? Money is worth to us just exactly what it earns or does for us. A hundred dollars put in bank earns for us \$6 a year if we get 6 per cent. Which is better, the six dollars interest or the work done, health preserved, comfort and pleasure of the use of a washer 52 times or more a year? Buy her a **Power Washer**.




"Quicker Yet" Platform Washer

The Wonderful "Quicker Yet" Washer

Not another washer to equal it for completeness, simplicity, durability, and economical operation. The cost of operation averages 1½ cents for each tub of clothes washed by engine or electricity.

Every man who thinks anything of his wife, his mother, or his daughter should not allow her to sacrifice her health, her very life by the life-sapping wash-tub method.

A Power Washer should be the first machine on the farm instead of the last. It is used fifty-two times a year, costs scarcely anything to operate, prolongs women's lives, does in one and one-half hours a seven-tub wash that otherwise would require a half-day or more to do. **It Makes Wash Day Rest Day!** This power Washer does all the work, washes and wrings



"Quicker Yet" No. 2 Washer

the clothes, all you need do is turn the lever to start and stop it. It is the only washer with both **sliding and turning** wringer. While you are wringing the first tub, the second tub of clothes is washing; not a moment of time lost; a continuous operation. Send for circular describing it completely.

PRICES—By distributing carloads of these washers into every section of Pennsylvania, we are able to make the price low and we **guarantee** that this washer will **please** you in every respect. You will say as everyone else has said—it is the grandest washing outfit you every saw.

Platform Washer (Engine Power). Time, \$65; cash, \$58.50.
Platform Washer (Electric Power). Time, \$100, cash, \$90.

No. 2 Washer (Engine Power). Time, \$45; cash, \$40.50.
No. 2 Washer (Electric Power). Time, \$90; cash, \$81.

Time means 10 per cent or more down; balance 10 per cent or more monthly
We have also hand-power, water-power, and other styles of power-washers



PEERLESS MILLS

It is my desire and my purpose to offer my customers the **very best** machines, as well as best-quality seeds. There are a great many different makes of Feed Mills, and I have been selling the Peerless because, in my judgment, there is not a better mill made, and few as good, if any. This Mill will positively grind all grains into a fine, soft, perfect meal. It crushes the cobs and grinds them, with the corn, into as fine meal as you want it. It will grind wheat, rye and oats, alone or all together. **It will grind corn into cornmeal.** I know what I am saying, for we have set up great numbers of them, and every one without a single exception is giving the most satisfactory service. I sell this Peerless Mill on a positive guarantee that it will grind **cornmeal**. Let me send you one on a **fifteen-day free trial**.

Peerless Fodder Shredder

A LIGHT-RUNNING, DURABLE MACHINE

Top and bottom rolls are driven and, by raising the weight frame, you can instantly separate the rolls, thereby stopping the feed if engine should lag, and by dropping the weight the feed will at once start off again. After passing through the machine, the fodder can be handled with a fork and the leaves will not be ground or broken into powder. This machine is made in two sizes, 14-inch and 20-inch cylinder; the 14-inch machine should be run from 900 to 1,200 revolutions a minute; size of pulley, 6 x 6 inches; power, 2 to 6 horse-power; capacity, 40 to 250 bundles an hour, according to power. The 20-inch machine should be run from 900 to 1,200 revolutions a minute; pulley 6 x 8 inches; power required from 6 to 10 horse-power; capacity, 150 to 500 bundles an hour. **Prices, 14-inch cylinder, \$68.50; 20-inch cylinder, \$88. Five per cent off for cash.**



No. 100 Peerless Mill

The cut shows the No. 100 Mill, which is of new design, and the best Mill for the price. This is the Mill I urge you to buy. It is made of steel and iron, except the hopper. It is intended to use from 3 to 5 horse-power.

Hopper. The double crusher roll feature in this Mill allows the base of the hopper to be made wide at the bottom to avoid bridging of the ears.

Grinding Plates. This Mill is equipped with solid grinding plates, 6 inches in diameter. With the sharp-cut plates and sharp, hard iron teeth on the crusher rolls, this is the lightest-running Feed Mill on the market.

Crusher Roll. The two rolls are geared together. One runs slow, the other fast. The slow roll does most of the crushing at slow speed, which takes less power than at high speed.

Feed Slide. Graduated feed slide, quickly adjusted by a lever. Horse-power required, from 3 to 5. Recommended speed, 500 R. P. M. Good service at 300 to 800 R. P. M. Regular pulley, 14 x 4. Flywheel regularly supplied, 15 inches in diameter. Capacity, from 5 to 20 bushels of ear corn.

No. 100, 6-in. plates, weight, 175 lbs. **Price, \$36.**
No. 101. Same as No. 100, except 7-in. plates. **Price, \$38.**

OTHER SIZES: No. 400, capacity 10 to 30 bushels per hour; 4 to 7 H. P. **Price, \$44.**

No. 500. **Price, \$65.**
No. 6X, capacity 5 to 15 bushels per hour; 2 to 4 H. P., 6½-in. plates. **Price, \$28.**

No. 1, capacity 3 to 12 bushels per hour; 1½ to 3 H. P., 5-in. plates. **Price, \$25.**

Elevator Baggers for all sizes, \$14.


• THEY GROW BETTER • THEY YIELD BETTER •

Prairie State Incubators and Brooders


Prairie State Diffusion Incubators

famous for the Patented Sand-Tray, have for thirty-five years been accepted as the standard in hot-air type Incubator construction. Moisture is applied automatically by the sand-tray on the same principle applying in the natural hen's nest stolen upon the ground. Ventilation is positive, the ventilating and heating currents being in one, forced into the egg-chamber from the heater. Heater regularly examined and labeled under direction of Underwriters' Laboratories. Distribution is even, effected by the Eddy Current Distributor, maintaining uniform temperature at all times on center line of thermostat. Regulator accurate and sensitive. Case double, walls insulated with cotton batting, and outer case of cypress, sanded and highly finished with lustrous varnish. Durable, and efficient regardless of outside weather. Hatch the most "Chicks That Live." Built in four sizes, every one a permanent investment.

No. 0 Diffusion, 100 eggs.....\$27 00 | No. 2 Diffusion, 240 eggs.....\$50 00
 No. 1 Diffusion, 150 eggs..... 35 00 | No. 3 Diffusion, 390 eggs..... 65 00



No. 1 Prairie State Diffusion Incubator, 150 Eggs



Prairie State Colony Brooder

No. 1, 6 x 3 ft., with Hover.....\$30 00
 No. 2, 5 x 2½ ft., with Hover..... 27 50
 No. 3, 4 x 2¼ ft., with Hover..... 22 00

RAISE MORE CHICKENS. Increase Egg Production. The nation needs them and is paying the price. 4,000,000 less chickens in Pennsylvania in 1918 than in 1917.

Prairie State Hovers

Built in two styles
 The reliable Universal, and All Steel Portable. Shipped complete with lamp-case, one-piece steel lamp, No. 2 burner, metal chimney and thermometer. Strong, round, high and dark. Every inch of hover-space available for chicks. Capacity 100 chicks. Ventilation forced and free, pure warm air always passing over backs of chicks as in nature's method. Best constructed Hovers on the market, and most accurate in principle.

Universal Hover, with lamp-case, for outdoor brooding. . \$9 00
 Universal Hover, without lamp-case, for indoor brooding. 8 00
 Portable Hover, with lamp-case and regulator, \$18, Junior. 11 00

Prairie State Stove Brooders

The last word in modern devices for large-scale rearing. Solid cast-iron with galvanized steel canopy and hover curtain. Care for flocks of 200 to 1,000 or more. Big fire-bowl capacity and non-clinker grate. Accurate, powerful triple-control regulator. Built to last indefinitely, burn for twenty-four hours with attention only twice daily. Solid, substantial, sanitary. The only labor-saving economical equipment for the large producer.

Price, complete, including thermometer, shovel, funnel and poker, \$40. Junior, \$25 and Junior No. 0, \$18.

Prairie State Brooding Equipments

Prairie State Brooders offer a selection of equipments adaptable to every modern brooding method. Outdoor Colony Brooders are substantial, well-built houses, each equipped with sun-parlor and nursery-room, with hover. Well painted and lasting in severe weather. Built of tongued and grooved lumber, with tin roof. Three sizes, offering choice of 9, 12½ or 18 square feet. Splendid equipment for back-lot chickens or for free range.

Prairie State Keystone Incubators

Built in two sizes. Reliable, well-built little machines for one who hatches on a small scale only. Excellent for beginners. Efficient under all ordinary conditions.

No. 0 Keystone, 60 eggs.....\$15 00 No. 1 Keystone, 100 eggs.....\$18 50

The Famous "Olds" Gasolene Engine

Made in sizes from 1½ to 65 horse-power. I have sold carloads of them, and when a man sees an Olds and what it will do—he buys an Olds. Let me demonstrate it. A year to pay for it if you want it, or discount for cash

The Olds Engine has been built for more than forty years. There is nothing experimental or uncertain about it. Every feature has been thoroughly tried out under every conceivable condition and a constant effort has been made to improve this Engine. As a result, the Olds is today, as it has been for many years, the foremost Engine on the market. The Olds is designed by men who were pioneers in the gas-engine industry, and their many years of experience are back of the Olds. Only carefully tested materials go into the parts, and skilled workmen assemble the Engine under the most rigid system of inspection. A very careful test of every engine is made before it leaves the factory, insuring the purchaser of an engine that it is right in every respect.


The Olds Engine is built for the power user who places quality, efficiency, economical operation and durability above every other consideration when selecting an engine. The more a man knows about gasolene engines, the more fully he realizes that it is wise economy and an assurance of satisfaction to buy an Olds. It makes no difference what your power needs are, or where they are, there is an Olds Engine that will fill every requirement. The Olds is built in sizes ranging from 1½ to 65 horse-power and can be equipped with any desirable style of mounting. You should have a complete equipment of your own, Engine, Feed Mill, Shredder and Wood Saw. We have furnished great numbers of these outfits to farmers on a small cash payment with plenty of time to pay the rest and many of them now have their outfits paid for—if they had waited until they had enough cash to pay the full amount perhaps they would not yet have this machine at all. Let me help you; I will take care of you as I have many others. You need the outfit now and you can have it now. Ask me about it.



This Shows Our Olds Engine Mounted on Wood Truck

4½, 6 and 8 horse-power
 I have 1½, 3, and 4½ H. P. on hand-trucks

I can furnish you with any kind of machine you want for your farm work—Corn Shellers, Wood Saws, Fodder Cutters, Plows, Harrows, Drills, etc. Write me, or telephone, and I will come to see you; or, if convenient, come to see me.



Plowing with a "Moline" on Bonnymead Farms, 3 miles from Harrisburg, Mr. Hiram Billet, Superintendent. Mr. Billet says, "I have never had such good plowing done on these farms as the 'Moline' does."

The Wonderful Moline Universal Tractor

THE MODERN METHOD OF FARMING

There are two great difficulties the majority of farmers have to face: First, never able to get through with their



Moline—Universal Tractor and 7-foot Double Disc Harrow at work

work. From long before sunup until long after sundown it's work, work, work—and yet never done—not a day nor an hour to spare to rest and live. Second, in addition to all these never-ending, long days of work, the money you must pay for extra help and for the enormous feed-bills to keep your many horses in shape to work, takes most of the money you have earned during the year by such hard effort. The value of any investment is not what you put in it, be it much or little, but **what you get out of it.**

You Can Stop Those Long Tiresome Days


YOU CAN SAVE THOSE HUNDREDS OF DOLLARS OF FEED BILLS

And make your farming a real pleasure, void of its burdens, with time for you and your family to live and be happy if you will farm the modern way, with a Moline Universal Tractor.

See what you can do with it in any 10-hour day! You, one man, can plow 9 acres; disc 27 acres with a 7-foot tandem disc, or disc 38 acres with a 10-foot disc; harrow 76 acres with a 20-foot peg-tooth harrow; you can plant 22 acres a day with a two-row planter; cul-



Mowing with a Moline Tractor and 10-foot Mower. Think of it, you, one man, can mow 30 acres in a 10-hour day.



Cultivating Corn with a "Moline" on Bonnymead Farms. Mr. Billet, Superintendent, says, "It is great; now a man with a 'Moline' can farm from one year's end to the other without any horses if he wants to. Why the 'Moline' does better cultivating and destroys less Corn at the ends in turning than horses will do."

tivate 14 to 20 acres with a 2-row cultivator; **drill 38 acres** with a 10-foot drill; **harvest 25 acres** a day with an 8-foot binder; **mow 25 acres** with an 8-foot mower or 30 acres with a 10-foot mower.

This gives you an idea what you can accomplish in a single day with a Moline Tractor. Remember, also, that, after doing all this work, which equals that of 3 or 4 teams, you drive your Tractor out of the field into its shelter and you are **done**, whereas if the teams do it, when their day is done, yours is not by any means—unhitch, feed, water, clean, bed—then almost as much to do the next morning before the real day's fieldwork starts.

Every Farmer, Whether Tenant or Owner, should arrange at once with us for a **Moline Tractor**—do not wait until you are "able" to get, or can "spare" the money—you lose almost the price of a "Moline" every year you farm without it. It is a business proposition. **It makes farming profitable**, that is why so many business farmers are now using "Molines"—it is the only Tractor that does all farmwork, including cultivating.

Why Farm with horses? Edison says "A horse is the most costly motor ever built." He eats 12,000 pounds of food a year, the whole output of 5 acres; four horses require the crops of 20 acres to feed them. Think of it. The cost of your horse feed and upkeep is almost one-half of the total expenses of your year's farming.

The Moline Universal Tractor and one man do as much work as any six or eight horses with two to three men—doing any kind of farmwork.

What Happens During the Six Months of Winter? Your four, six, eight or ten horses "eat their heads off"—rather they eat the hundreds of dollars which should go to your bank account or to help pay off the mortgage. Your "Moline" works when you want it to during those six months of winter,—threshing, filling silo, grinding feed, sawing wood, scraping roads and the minute it stops work it stops "eating."

Which Way Will You Farm? The modern "Moline" way, of course. Ask me how you can have a "Moline" at once—come, write or phone.


Read What Some of the Enthusiastic Owners Now Using "Moline" Say About It

Mr. John W. Clemson, Halifax, says: "I have been wanting a Tractor for the last five years but never found any that appealed to me as an all-purpose Tractor, light enough, yet with power enough, to do all kinds of farmwork, but when I saw the 'Moline' I thought at once it was the Tractor for me, and since I have mine I am more than pleased with it."

Mr. Harry Hetrick, Shellsville, says: "It is a wonderful machine. I would not take twice what I paid for it if I could not get another. With it I was able to put out 80 acres of wheat instead of 40—and those extra 40 acres of wheat will pay for my Tractor. It is a real pleasure to farm with a 'Moline.'"

Mr. E. B. Mitchell, owner of Beaufort Farms, says: "My Moline Tractor is doing wonderful work. We used it with six sections of harrows, hauling in corn, 6,000-pound load, plowing, belt work, etc., and I am indeed pleased with it."

Mr. E. B. Betser, Linglestown, says: "I cannot say enough in praise of my Moline Tractor. I have done most everything with it, plowing, discing, harrowing, seeding, threshed 20,000 bushels wheat for myself and neighbors and all kinds of belt work."



With this outfit you, alone, one man, can harvest 30 acres in a 10-hour day. Farm this up-to-date way and save the profits instead of spending them all for big horse-feed bills and extra help.

WALTER S. SCHELL'S QUALITY SEEDS FOR MARKET-GARDENERS



SCHELL'S QUALITY LAWN GRASS SEED

When seeding a lawn, do not consider using any seed but positively the very best. It will cost you more, but in the end is more economical and satisfactory. Weeds come too plentifully without sowing them. My Quality Lawn Grass is made of the very fanciest, purest, cleanest grades of grasses, costing the highest prices, and the results it produces prove its quality. Other conditions, however, are essential—proper preparation of the soil, evenness in seeding, and the absence of any manure that contains weed seeds. To get the results I know you want—namely, a thick, perfect, velvety green sod—it is necessary to sow the seed thickly. When you get my Quality Lawn Grass Seed, you know you are getting the best there is.

Sow one quart to **each** 100 square feet, that is 10 feet long and 10 feet wide; more will not hurt—better sow thick than not enough. There are 43,560 square feet in an acre. Sow five to ten bushels to the acre according to the thickness desired—the larger amount to produce a heavy sod at once. **Pt. 15 cts., qt. 25 cts., 2 qts. 45 cts., 4 qts. 80 cts., pk. \$1.40, bus. \$4.50. Sent postpaid, pt. 20 cts., qt. 35 cts., 4 qts. \$1.**

SPECIAL LAWN SEED FOR SHADY PLACES.—Pt. 20 cts., qt. 35 cts., 2 qts. 60 cts., 4 qts. \$1, pk. \$1.75, bus. \$5.50.

Lawn Supplies I have almost everything you need for your lawn—**Electric Hose** (the best hose made), **Lawn Mowers, Lawn Sprinklers, Hedge Shears, Grass Shears, Sickles, Border Knives, Lawn Rakes, Plant-Tubs, Grass Catchers, Worm Eradicator, Lawn Fertilizer, etc.**

For Fertilizing Lawns Wizard Brand Pulverized Sheep Manure is the ideal lawn fertilizer. It is far superior to stable manure; has every advantage of it without the objectionable weeds and unsightly appearance which always follow its use; is easily applied and does not leave a lot of rubbish to be raked up and carted away.

It makes strong, thrifty turf, beautiful in color, and is largely used in landscape fertilizing by parks, golf and country clubs, private estates, etc. Scatter broadcast, when there is little wind, from 75 to 100 pounds to the thousand feet of surface, and wet down thoroughly, if possible. **By express or freight, 5 lbs. 35 cts., 10 lbs. 50 cts., 25 lbs. \$1.25, 50 lbs. \$1.75, 100 lbs. \$3, 500 lbs. \$12, 1,000 lbs. \$22, ton \$43.**



NORCROSS CULTIVATOR-HOES AND WEEDERS

Are among the most modern tools for garden and flowers. They are light and strong, and cultivate closer to plants without injuring them than any other kind of implement, leaving the soil level, loose and untrampled.

Cost but little more than the common hoe; accomplish much more and better work with less labor. They cultivate the soil.

Detachable Steel Prongs, Malleable Head. Extra High-grade Handles.

THREE SIZES AND PRICES

5-prong, 4-foot handle, \$1 each;
3-prong, 4-foot handle, 75c.; "Midget,"
9-inch handle, 35 cts.; 45 cts., postpaid.



NITRATE OF SODA

Apply 100 to 150 lbs. to the acre, mixing with land plaster or other fertilizers to render application more easy. Use only after plants are above ground. It is excellent for hurrying along all vegetable plants, especially lettuce. Do not get it on the plants. Sprinkle on the soil, then spray with water, which dissolves it and takes it into the soil. If used in liquid form, dilute two ounces to one gallon of water and do not apply oftener than twice a week. **By express or freight, lb. 15 cts., 5 lbs. 65 cts., 10 lbs. \$1.25, 25 lbs. \$2.50, 50 lbs. \$5, 100 lbs. \$8, 200 lbs. \$15, 1/2 ton, \$65, ton \$125.** Prices change; ask for best price when ready to buy.

STERLINGWORTH PLANT TABLETS

An excellent food for flowers in pots. Dissolve the tablets in water and apply to soil. Odorless; benefits them quickly. **Boxes, 10 cts. and 25 cts.**

PURE BONE MEAL

For top-dressing to lawns, pastures and meadows, also for use in the vineyard and about fruit trees and bushes. It carries ammonia and phosphoric acid, but no potash, and may be applied at any time of the year. It keeps on feeding the soil for fully ten months, and its effect is plainly apparent upon grass land for years. The safest fertilizer. Use 400 to 600 pounds to the acre. **By express or freight, 5 lbs. 30 cts., 10 lbs. 60 cts., 25 lbs. \$1.25, 50 lbs. \$2, 100 lbs. \$3.50, 200 lbs. \$6.50.**

POTATO AND TRUCK SPECIAL FERTILIZER (Baugh's 3 1/2-10-1)

A high-grade fertilizer for the vegetable-garden; especially recommended for beans, corn, eggplants, tomatoes, potatoes and all root crops. **25 lbs. \$1.25, 50 lbs. \$2, 100 lbs. \$3.50, 200 lbs. \$6.50, ton. \$58.**

Planting Table for Vegetables and Plants

I give the following planting table as a guide for my customers. Be careful to watch the depth; this is very important. Seed sown too deep or not deep enough may mean the failure of that seed to germinate properly. For instance—if the soil is wet and cold in the spring, and you get the Corn just a trifle deeper than it should be, it will rot in the ground and fail to grow. The same is true of Lima Beans and the tender-podded Yellow Beans. **Don't get the seed too deep.**

Variety	For horse cultivation have rows	For hoe or wheel-hoe cultivation have rows	Distance apart in the row	Depth to cover	Time to make first planting in Pa. outdoors. (See footnote.)
Asparagus Seed	2½ ft. apart	1 ft. apart	3 in., transplant in 1 year	1 in.	March–April
Asparagus Plants ...	4 ft. apart	3 ft. apart	2 ft.	5 or 6 in.	March–April
Bean, Dwarf, Yellow and Green-Podded	2½ ft. apart	1 ft. apart	Thin to 4 in.	2 in.	May 10–15
Bean, Lima—Pole	4 x 4 ft. apart	3 x 3 ft. apart	Thin to 4 plants to a pole	1 in.	May 20–25
Bush	2½ x 1½ ft. apart	1½ ft. apart	Thin to 6 inches	1 in.	May
Beet	2½ ft. apart	1 ft. apart	Thin to 4 in.	1 in.	March–April
Blackberry Plants ...	8 ft. apart	6 ft. apart	2 ft.		April;
Cabbage and Cauliflower Plants	2½ ft. apart	1½ ft. apart	16–24 in.		Early kinds, April; late kinds, June
Carrot	2½ ft. apart	1 ft. apart	Thin to 4 in.	½ in.	March–April
Celery Plants	3–4 ft. apart	2 ft. apart	6 in.	½ in.	Early crop, May; late crop, early July
Corn, Sweet	4 ft. apart	2 ft. apart	8–12 in.	2 in.	First sowing, early May
Cucumber	5 x 5 or 6 x 4 ft. apart	Same, or in rows 5 ft. apart	Scatter 15 seeds in hill; thin out later	½ in.	May 15
Currant and Gooseberry Plants	5 x 5 ft. apart	5 x 4 ft. apart			April; or in the fall
Eggplant Plants	2½ x 2½ ft. apart	2 x 2 ft. apart			June 1
Lettuce	2½ ft. apart	1 ft. apart, or sow all over small beds	Thin to 6–10 in.	½ in.	March–April
Melon, Musk	6 x 4 ft. apart	Same	Scatter 15 seeds in hill; thin out later	½ in.	May 15
Melon, Water	8 x 8 ft. apart	Same		½ in.	May 15–20
Onion Seed	2½ ft. apart	12–15 in. apart	Thin to 4 in.	½ in.	March–April
Parsley (takes about 4 weeks for seed to start).....	2½ ft. apart	1 ft. apart	Thin to 6 in.	½ in.	Early April
Parsnip	2½ ft. apart	1 ft. apart	Thin to 4 in.	½ in.	March–April
Pepper Plants	2½ ft. apart	1½ ft. apart	15 in.		June 1
Peas	3–4 ft. apart	1 ft. apart	Continuous row	3 in.	March–April
Potato	3 ft. apart	2–2½ ft. apart	12–18 in.	4 in.	Early, March–April; late, May–June
Radish	2½ ft. apart	1 ft. apart	Thin to 3 in.	½ in.	March–April
Rhubarb Plants	4 ft. apart	3 ft. apart	3 ft.	2 or 3 in.	March–April
Raspberry Plants	6 ft. apart	5 ft. apart	Red, 2 ft. Black, 2½ ft. Thin to 5 in.		Early spring
Spinach	2½ ft. apart	1 ft. apart	Thin to 5 in.	1 in.	March–April (or fall)
Squash; Pumpkin ...	8 x 8 ft. (Bush Squash 4 x 4 ft.)	Same		½ in.	May 15–20
Strawberry Plants ...	4 ft. apart	3 ft. apart	15–20 in.	Have crown level with ground	April (Pot-grown plants in August.)
Tomato Plants	4 x 4 ft. apart	2–3 ft. apart	2–3 ft.		May 25–June 1

NOTE.—Planting-time varies according to season and locality; dates given above are only approximate, and are based on the latitude of Pennsylvania; allow about five days' difference for each 100 miles north or south of this state. Do not work soil in spring while it is very wet and soggy; wait. Plants set in autumn must be well mulched with strawy manure, leaves, etc., during the first winter. Successional plantings of Corn, Peas, Beans, Beets, Lettuce, Radish, etc., may be made right along during the summer after the dates given for the first planting.

To Successfully Produce Any Crop, the Following are Positively Necessary

1st.—Seeds of Unquestionable Quality. This means seeds that will positively grow—the vitality of which has been proven by the seedsman whose reputation for integrity is so firmly established, that when he tells you he has tested the seeds and that they will grow perfectly you know because he says that it is so. Growing tests of all my seeds are made and they will grow.

2d.—Intelligence. A child, a tree, a plant, a calf, a colt, any form of life must be "mothered" in its infancy. A plant must be "born," must have its infancy, must be "mothered." Therefore intelligence must be used to grow any crop of plants successfully. There is a proper and an improper way to prepare the soil, a proper and an improper time to sow the seed and the way to sow it; there is a right depth to cover the seed depending on the moisture in the soil and the warmth of the sun at the time the seed is sown, and there is a wrong depth. You cannot carelessly dig the soil, hurriedly sow the seed, be too busy to cultivate, weed and care for the plants and expect those seeds to produce the valuable crop of perfect vegetables that it is possible for them to produce and that they will produce if intelligent care and attention are given from the preparation of the soil to the gathering of the crops. *Plan and care for your garden intelligently.*


3d.—Feeding and What Food to Use. Plants must be fed just as surely as any other form of life—some "starve" to death, others are "overfed." It is important and necessary that the plants be furnished through the feeding processes of the soil, the proper kind of food (or fertilizer) in the proper way, at the proper time. The nearer you follow nature the greater

will be your success. Manures are nature's best plant food. All crops flourish where it is used in abundance. Lime should be used to keep the soil sweet. Chicken manure must be used very cautiously, in small quantities and for certain crops. Sheep, cow, and horse manure are all good. Wizard Brand Pulverized Sheep Manure is the most valuable for all crops. It is in fine pulverized form and can readily be worked in any soil or applied to any growing plants. (We have it, see page 64.) When manures cannot be had or where soil has been overfed with manures, use a commercial fertilizer the ingredients of which suit the needs of your soil. It is seldom, however, that too much manure has been used, but very often not enough.

4th.—Cultivation. This might be termed the "exercise" of the plants and is a vital part of their healthful growth and productiveness. The loosening of the soil about the plants and their roots allows them to "stretch" out, "loosen up," gain strength, get new food, fresh air (and they need air), and you can readily see the importance of it; however there is a right and a wrong time to cultivate just as there is a right and a wrong time to exercise. Never cultivate plants when they are wet—they "catch cold," sometimes it results in "rust," "blight," "mildew" and other plant diseases. One important time to cultivate if the soil is dry, is just before a rain or a reasonable time after.

In Conclusion. Ask us for any help or information needed. We have a force of intelligent men at your service. Remember always we are not simply in business to sell, we are in business to serve, and the success of our business I measure, not by the volume of sales made, but by the kind and volume of service rendered.

WALTER S. SCHELL



FORDHOOK BUSH LIMAS. One of the very best—note how they yield. The plants stand very erect, never prostrate or running, and are filled with many clusters of pods. The beans are very thick, meaty, and of delicious flavor. My Fordhook Limas are pure stock, excellent quality. Grow more Limas, plant the best, Schell's Quality Seeds, and have a big crop. Pkt. 10 cts., $\frac{1}{2}$ pt. 20 cts., pt. 40 cts., qt. 80 cts. (postpaid, pt. 45 cts., qt. 90 cts.), 4 qts. \$2.75, pk. \$5, bus. \$19. (For other Limas see page 1.)

WALTER S. SCHELL

They Grow Better · **QUALITY SEEDS** · They Yield Better
1307-1309 Market Street HARRISBURG, PENNA.