

SB
413
A4A258
Bot.

AFRICAN VIOLET MAGAZINE

Volume 29 Number 1 – Volume 29 Number 5

PART II

Compiled by
Irene Merrell and Shirley Rice

CUMULATIVE INDEX

JANUARY 1976 – NOVEMBER 1976

This is a selective index so, although there are many items of interest and information in some of the regular features of the Magazine, the following have been omitted; President's Messages, Membership Committee Reports, Convention Show Schedules and Awards Offered, Your Library, Planting by the Moon, Show News, Club News, Registration Report, Boyce Edens and Booster Fund Reports, Affiliated Chapter Reports, Financial Statements, Thank You and Sympathy Notices, and Strictly Business. Also, space prevented the individual indexing of the many items in such columns as Question Box and Helpful Hints.

Volume 29

Number 1 – January 1976
Number 2 – March 1976
Number 3 – June 1976
Number 4 – September 1976
Number 5 – November 1976



CUMULATIVE INDEX

January 1976 - November 1976

Volume 29 Number 1 - Volume 29 Number 5

SUBJECT INDEX

Arranged alphabetically by subject matter with cross references,
volume, number and page Pages 2 - 3

AUTHORS

Arranged alphabetically by name with title of subject,
volume, number and page Pages 4 - 5

TITLES

An alphabetical listing by title, author, volume,
number and page Pages 5 - 7

SUBJECT INDEX

A

African Violet Experiences, Vol 29 No 1 p 64, 65;
Vol 29 No 2 p 57; Vol 29 No 3 p 25; Vol 29
No 4 p 49; Vol 29 No 5 p 34, 48, 55, 61
African Violet Progress, Vol 29 No 5 p 30
AVSA Affiliates, Vol 29 No 5 p 73
AVSA Library, Vol 29 No 3 p 68
Air-layering, Vol 29 No 1 p 58

B

Beginner's Column, Vol 29 No 1 p 11; Vol 29 No
2 p 5; Vol 29 No 3 p 44; Vol 29 No 4 p 5; Vol
29 No 5 p 21
Best Varieties of 1976, Vol 29 No 5 p 22
Board of Directors, Vol 29 No 3 p 61

C

Choosing Plants to Show, Vol 29 No 2 p 65
Classification, Vol 29 No 3 p 45
Color Pages, Vol 29 No 1 p 17, 20, 21, 24, 49, 52,
53, 56; Vol 29 No 2 p 17, 20, 21, 24, 49, 52,
53, 56; Vol 29 No 3 p 18, 19, 22, 23, 50, 51,
54, 55; Vol 29 No 4 p 17, 20, 21, 24, 57, 60,
61, 64; Vol 29 No 5 p 25, 28, 29, 32, 49, 52,
53, 56
Commercial Members, Vol 29 No 5 p 62
Convention Dates, Vol 29 No 1 p 31; Vol 29 No 3
p 52; Vol 29 No 5 p 42
Convention Winners and Honors, Vol 29 No 3 p 46,
47, 48, 52, 53, 56, 57
Culture,
Fertilizers and Fertilizing, Vol 29 No 2 p 46;
Vol 29 No 3 p 41

General Culture, Vol 29 No 4 p 36; Vol 29 No
5 p 49
Humidity, Vol 29 No 3 p 44
Light and lighting, Vol 29 No 1 p 60; Vol 29
No 2 p 50, 70 (minis); Vol 29 No 5 p 21
Potting, Vol 29 No 5 p 51, 60
Propagation, Vol 29 No 4 p 80
Soil (mixes), Vol 29 No 1 p 23, 46, 59; Vol 29
No 4 p 36; Vol 29 No 5 p 33
Ventilation, Vol 29 No 3 p 44
Water and Watering, Vol 29 No 1 p 46, 59; Vol
29 No 2 p 5; Vol 29 No 3 p 28
Cumulative Index, Vol 29 No 1 part II

D

Decorating with African Violets, Vol 29 No 5 p 51
Disbudding, Vol 29 No 5 p 35
Double potting, see Culture

E

Episcia, "Pink Brocade" and "Cleopatra", Vol 29
No 1 p 47
Experiences with African Violets, see African Vio-
let Experiences

F

Family (Saintpaulia), Vol 29 No 1 p 22
Fertilizers and Fertilizing, see Culture
Foliar Feeding, Vol 29 No 2 p 46; Vol 29 No 3 p
41

Footnote on the Violet Path, Vol 29 No 1 p 48; Vol 29 No 3 p 71; Vol 29 No 4 p 58; Vol 29 No 5 p 54
Future of African Violets, Vol 29 No 5 p 24

G

Genus (Saintpaulia), Vol 29 No 1 p 22
Genetic Project, see Research
Gesneriads, see Episcia

H

Honor Roll of African Violets, Vol 29 No 3 p 5
Humidity, see Culture
Hybridizing, Vol 29 No 2 p 22; Vol 29 No 4 p 56

I

Insects and Diseases
Fungus Vol 29 No 1 p 28
Pythium Root Rot, Vol 29 No 1 p 25
Red Disease (Research negative) Vol 29 No 1 p 31
Soil Mealy Bugs, Vol 29 No 1 p 19
Thrips, Vol 29 No 3 p 27
Installation of officers, Vol 29 No 3 p 24

J

Junior African Violet Club, Vol 29 No 4 p 50
Judges and Teachers, Vol 29 No 4 p 68

L

Library, see AVSA Library
Light and Lighting, see Culture

M

Max Maas, Vol 29 No 3 p 56
Miniature and Semiminiature, Vol 29 No 1 p 32; Vol 29 No 2 p 70; Vol 29 No 3 p 26; Vol 29 No 4 p 38; Vol 29 No 5 p 26

N

Nominees For Officers and Directors, 1976-1977, Vol 29 No 2 p 62
Nostalgia (A Night of), Vol 29 No 3 p 49

P

Packing and Traveling with a Show Plant, Vol 29 No 1 p 11

Planter, Vol 29 No 3 p 72
Popularity of African Violets, Vol 29 No 5 p 23
Potting, see Culture
Problems Overcome, see African Violet Experiences
Promotion Projects, Vol 29 No 3 p 39
Propagation, see Culture

Q

Question Box, Vol 29 No 1 p 50; Vol 29 No 2 p 67; Vol 29 No 3 p 29; Vol 29 No 4 p 26; Vol 29 No 5 p 43

R

Registration, Vol 29 No 1 p 23
Research, Vol 29 No 4 p 37; Vol 29 No 5 p 38
Resuscitation, Vol 29 No 4 p 5
Rooting Leaves, see Culture

S

Seminar, Vol 29 No 3 p 32
Shows and Judges, Vol 29 No 5 p 65
Slide Programs, see AVSA Library
Soil recipes, see Culture
Species (Saintpaulia), Vol 29 No 1 p 22

T

Tally Time — 1975, Vol 29 No 2 p 5
Teachers, see Judges and Teachers
Timely Tips, Vol 29 No 1 p 19, 51, 59; Vol 29 No 2 p 69, 70; Vol 29 No 3 p 21, 25, 31, 40, 44, 47, 48, 70, 72; Vol 29 No 4 p 16, 27, 28, 34, 55; Vol 29 No 5 p 20, 27, 31, 39, 42, 45, 47, 51, 55, 57
Tolerancy, Vol 29 No 3 p 24
Trailers, Vol 29 No 5 p 47
Traveling With A Show Plant, Vol 29 No 1 p 11

V

Variety-Cultivar, Vol 29 No 1 p 22
Ventilation, see Culture

W

Watering, see Culture
Wicking, see Culture
Writing About African Violets, Vol 29 No 4 p 33

Y

Yearbook Entries, Vol 29 No 4 p 30

AUTHORS

A

- ANDERSON, MRS. LESTER J.: Violet Problems Overcome, Vol 29 No 5 p 55
- ANDERSON, MRS. W. F.: Cross Your I's . . . and Dot Your T's, Vol 29 No 2 p 55; Vol 29 No 3 p 24; Vol 29 No 4 p 56; Vol 29 No 5 p 39; Saintpaulia's Family, Vol 29 No 1 p 22; Notes About Wick Watering, Vol 29 No 1 p 59; Getting Started, Vol 29 No 4 p 32.

B

- BARTHOLOMEW, PAULINE: Pythium Root Rot Strikes Southland, Vol 29 No 1 p 25
- BLOCK, CECILLE G.: African Violets Inspire Poem, Vol 29 No 5 p 64
- BOGIN, MRS. SIDNEY (ELLIE): Musings From The "Mini Mam", Vol 29 No 1 p 32; Vol 29 No 2 p 70; Vol 29 No 3 p 26; Vol 29 No 4 p 38; Vol 29 No 5 p 26; Growing and Grooming Trailers, Vol 29 No 1 p 72
- BROWN, JEROME E.: Eenie, Meenie, Minie Moe. Which Violets Will Stay? Which Will Go?, Vol 29 No 2 p 65

C

- CAREY RUTH G.: Rules-Classification-Schedules, Vol 29 No 3 p 45
- CONNER, MRS. SHARON P.: If I Can Grow 'Em, So Can You, Vol 29 No 1 p 65

D

- DANIELS, ANNE: Making Violets Grow as Your Money Grows, Vol 29 No 3 p 39
- DILDINE, DEB: Teenagers and Violets, Vol 29 No 4 p 53
- DIXON, HELEN: African Violets and Nylon Net, Vol 29 No 5 p 31
- DUNN, DR. STUART: Lighting African Violets (Part I), Vol 29 No 1 p 60; Lighting African Violets, (Part II), Vol 29 No 2 p 50

E

- ELLIS, MRS. V. M.: Designs African Violet Planter, Vol 29 No 3 p 72
- EVANS, BETSY: Violets Under Natural Light, Vol 29 No 3 p 25

F

- FOOTE, GRACE: A Foote On The Violet Path, Vol 29 No 1 p 48; Vol 29 No 3 p 71; Vol 29 No 4 p 58; Vol 29 No 5 p 54
- FREIE, MRS. TALBOT A.: Calling All Affiliates Do You Read Me?, Vol 29 No 1 p 57; Vol 29 No 2 p 54; Vol 29 No 3 p 32; Vol 29 No 4 p 29; Vol 29 No 5 p 46; Affiliate Organizations, Vol 29 No 5 p 73

G

- GENTILE, ADRIAN G. & RICHMAN, SUSAN M.: Eastern Flower Thrips Prompt Investigation, Vol 29 No 3 p 27
- GONZALES, MRS. M. G.: Honor Roll Of African Violets, Vol 29 No 3 p 5; 1976 Best Varieties, Vol 29 No 5 p 22
- GWALEY, MRS. BRENDA: Develop Own Personal Collection, Vol 29 No 5 p 48

H

- HALE, MRS. ROBERTA M.: Experiments With African Violets at Pennsylvania University, Vol 29 No 5 p 38
- HANSEN, MRS. H. NICHOLAS: Yearbook Entries For 1977 Convention, Vol 29 No 4 p 30
- HASLUP, LLOYD E.: Deep Pots For Show, Vol 29 No 5 p 60
- HILDEBRANDT, JANE L.: "Off Limits", Vol 29 No 5 p 72
- HOUPE, MARY ANN: Former Referee Exchanges Sports For African Violets, Vol 29 No 5 p 61
- HUEBSCHER, MRS. FRANK: Dixie AVS' Birth, Vol 29 No 3 p 53
- HUDSON, GLENN B.: Bronze Medal For Horticultural Achievement Goes To Max Maas, Vol 29 No 3 p 56

J

- JOHNSON, MRS. MARY A.: Let's Make History, Vol 29 No 5 p 60

K

- KROGMAN, MRS. WM. J.: Violets Are So Tolerant, Vol 29 No 3 p 24

L

- LAHR, MRS. ROSS: Program Highlights For 1976 Convention, Vol 29 No 1 p 38
 LA ROSE, MRS. JOSEPH: Love Those Miniatures, Vol 29 No 2 p 45
 LELAND, EMORY E.: Foliar Feeding African Violets Controversy or Serendipity, Vol 29 No 2 p 46; Foliar Feeding African Violets Controversy or Serendipity, Vol 29 No 3 p 41
 LEX, SANDRA M.: Diz-Dizbudding, Vol 29 No 5 p 35
 LIDIAK, MRS. D. J.: Fungus Can Be Deadly If You Let It, Vol 29 No 1 p 28

M

- MAAS, MRS. ROBERT L.: Rooting Leaves, Vol 29 No 4 p 80
 McARTHUR, LLOYD LYN: Tours Set for 1976 Convention, Vol 29 No 1 p 34

N

- NADEAU, DR. RONN: Adventures In Hybridizing, Vol 29 No 2 p 22

P

- PEELER JR., MRS. B. P.: If You Can't Beat 'Em, Then Join 'Em, Vol 29 No 4 p 49
 PICKENS, LEONA AND GLORIA: Trailers . . . Our Experience, Vol 29 No 5 p 47
 PLASTER, MRS. W. M.: Revived Interest In Episcias, Vol 29 No 1 p 47; First and Last, Vol 29 No 5 p 30
 POPE, MRS. THOMAS E.: Air-Layer Your Violets, Vol 29 No 1 p 58

R

- REED, MRS' JOHN CHASE: Tally Time - 1975, Vol 29 No 2 p 5
 RICHARDSON, MRS. J. A. W. (ANN): Packing & Traveling With A Show Plant, Vol 29 No 1 p 11; Watering, Vol 29 No 2 p 5; Ventilation Im-

portant, Vol 29 No 3 p 44; Resuscitation, Vol 29 No 4 p 5; A Little Light On The Matter, Vol 29 No 5 p 21

S

- SCHROEDER, MRS. WAYNE W.: In The Beginning, Vol 29 No 4 p 36
 SHELBY, MRS. FRANK: 33 Years With African Violets, Vol 29 No 2 p 57
 SMITH, LOTIS: Great Opportunity For AVSAer's To See Some Of The Old South, Vol 29 No 1 p 33
 SMITH, JEAN: Double Potting, Vol 29 No 5 p 51

T

- TINARI, ANNE: Question Box, Vol 29 No 1 p 50; Vol 29 No 2 p 67; Vol 29 No 3 p 29; Vol 29 No 4 p 26; Vol 29 No 5 p 43; A Night Of Nostalgia, Vol 29 No 3 p 49
 TINARI, FRANK: Research On Red Disease, Vol 29 No 1 p 31; Research: Genetic Project Now Under Way, Vol 29 No 4 p 37; A Look At The Future-Fragrant Violets?, Vol 29 No 5 p 24

V

- VIDRICK, MRS. ROBERT: Mystic Guiding Hands, Vol 29 No 1 p 64

W

- WILLETS, FLORETTA AND NANCY: Convention Tours, Vol 29 No 5 p 42
 WILSON, HELEN VAN PELT: African Violets The Easy Way, Vol 29 No 5 p 49
 WILSON, MRS. O. P.: African Violet Seminar Is Held, Vol 29 No 3 p 32
 WRIGHT, MATTHEW: Grower Tells His Wicking Method, Vol 29 No 1 p 46

Y

- YAKEL, LEHIA E.: Why Not Start A Junior African Violet Club?, Vol 29 No 4 p 50

TITLES

A

- A FOOTE ON THE VIOLET PATH, Foote, Vol 29 No 1 p 48; Vol 29 No 3 p 71; Vol 29 No 4 p 58; Vol 29 No 5 p 54

- A LOOK TO THE FUTURE—FRAGRANT VIOLETS?, Tinari, Vol 29 No 5 p 24
 A NIGHT OF NOSTALGIA, Tinari, Vol 29 No 3 p 49
 ADVENTURES IN HYBRIDIZING, Nadeau, Vol 29 No 2 p 22

AFRICAN VIOLETS AND NYLON NET, Dixon, Vol 29 No 5 p 31
AFRICAN VIOLETS INSPIRE POEM, Block, Vol 29 No 5 p 64
AFRICAN VIOLET SEMINAR IS HELD, Wilson, Vol 29 No 3 p 32
AFRICAN VIOLETS THE EASY WAY, Wilson, Vol 29 No 5 p 49
AIR-LAYER YOUR VIOLETS, Pope, Vol 29 No 1 p 58
AMERICANS HONORED BY CANADA AVS, Vol 29 No 1 p 31

B

BEFORE REPOTTING, Vol 29 No 5 p 39
BEGINNER'S COLUMN, Richardson, Vol 29 No 1 p 11; Vol 29 No 2 p 5; Vol 29 No 3 p 44; Vol 29 No 4 p 5; Vol 29 No 5 p 21
BEST VARIETIES LIST-1976, Gonzales, Vol 29 No 5 p 22
BOOM TIME FOR AFRICAN VIOLETS, Vol 29 No 5 p 23
BRONZE MEDAL FOR HORTICULTURAL ACHIEVEMENT GOES TO MAX MAAS, Hudson, Vol 29 No 3 p 56

C

CALLING ALL AFFILIATES-DO YOU READ ME?, Freie, Vol 29 No 1 p 57; Vol 29 No 2 p 54; Vol 29 No 3 p 32; Vol 29 No 4 p 29; Vol 29 No 5 p 46
CROSS YOUR I's . . . DOT YOUR T's, Anderson, Vol 29 No 2 p 55; Vol 29 No 3 p 24; Vol 29 No 4 p 56; Vol 29 No 5 p 39
CONVENTION TOURS, Willet, Vol 29 No 5 p 42

D

DEEP POTS FOR SHOW, Haslup, Vol 29 No 5 p 60
DEVELOP OWN PERSONAL COLLECTION, Gwaley, Vol 29 No 5 p 48
DESIGNS AFRICAN VIOLET PLANTER, Vol 29 No 3 p 72
DIXIE AVS BIRTH, Huebscher, Vol 29 No 3 p 53
DIZ-DIZBUDDING, Lex, Vol 29 No 5 p 35
DON'T LET PLANTS WILT, Vol 29 No 3 p 28
DOUBLE POTTING, Smith, Vol 29 No 5 p 51

E

EASTERN FLOWER THRIPS PROMPT INVESTIGATION, Gentile & Richman, Vol 29 No 3 p 27

EPISCIAS BLOOMING?, Vol 29 No 3 p 40
EXPERIMENTS WITH AFRICAN VIOLETS AT PENNSYLVANIA UNIVERSITY, Hale, Vol 29 No 5 p 38

F

FERTILIZER TIP, Vol 29 No 3 p 72
FIRST AND LAST, Plaster, Vol 29 No 5 p 30
FOLIAR FEEDING AFRICAN VIOLETS: CONTROVERSY OR SERENDIPITY, Leland, Vol 29 No 2 p 46; Vol 29 No 3 p 41
FORMER REFEREE EXCHANGES SPORTS FOR AFRICAN VIOLETS, Houpe, Vol 29 No 5 p 61
FUNGUS CAN BE DEADLY IF YOU LET IT, Lidiak, Vol 29 No 1 p 28

G

GETTING STARTED, Anderson. Vol 29 No 4 p 32
GIVE "BABIES" IN EGG CARTONS, Vol 29 No 3 p 25
GRACE FOOTE-SUPERWOMAN, Van Zele, Vol 29 No 3 p 71
GRACE TABLE WITH VIOLETS DURING HOLIDAY SEASON, Vol 29 No 5 p 51
GREAT OPPORTUNITY FOR AVSAers TO SEE SOME OF THE OLD SOUTH, Smith, Vol 29 No 1 p 33
GROWER TELLS HIS WICKING METHOD, Wright, Vol 29 No 1 p 46
GROWING AND GROOMING TRAILERS, Bogin, Vol 29 No 1 p 72

I

IF I CAN GROW 'EM, SO CAN YOU, Conner, Vol 29 No 1 p 65
IF YOU CAN'T BEAT 'EM, THEN JOIN 'EM, Peeler Jr., Vol 29 No 4 p 49
INGREDIENTS FOR A VIABLE AFFILIATE, Vol 29 No 3 p 58
IN THE BEGINNING, Schroeder, Vol 29 No 4 p 36
INSECTS AFFECTED, Vol 29 No 4 p 49

L

LET'S MAKE HISTORY, Johnson, Vol 29 No 5 p 60
LIGHT PROBLEMS, Vol 29 No 5 p 47
LIGHTING AFRICAN VIOLETS, Dunn, Vol 29 No 1 p 60; Vol 29 No 2 p 50

LOVE THOSE MINIATURES, Larose, Vol 29 No 2 p 45
LYNDON LYON SAYS: A STEP AT A TIME, Vol 29 No 4 p 55

M

MAKING VIOLETS GROW AS YOUR MONEY GROWS, Daniels, Vol 29 No 3 p 39
MEANING OF pH, Vol 29 No 1 p 23
MUSINGS FROM THE "MINI MAM", Bogin, Vol 29 No 1 p 32; Vol 29 No 2 p 70; Vol 29 No 3 p 26; Vol 29 No 4 p 38; Vol 29 No 5 p 26
MYSTERY AILMENTS, Vol 29 No 3 p 31
MYSTIC GUIDING HANDS, Vidrick, Vol 29 No 1 p 64

N

NEMATODES, Vol 29 No 4 p 34
NOTES ABOUT WICK WATERING, Anderson, Vol 29 No 1 p 59

O

"OFF LIMITS", Hildebrandt, Vol 29 No 5 p 72

P

PACKING & TRAVELING WITH A SHOW PLANT, Richardson, Vol 29 No 1 p 11
PARLIAMENTARIAN OFFERS ASSISTANCE, Vol 29 No 4 p 30
PICK OFF BUDS, Vol 29 No 5 p 27
PLANT CARE TIPS, Vol 29 No 3 p 21
PLANT SUCKERS IN MEASURING SPOONS, Vol 29 No 3 p 48
PROGRAM HIGHLIGHTS FOR 1976 CONVENTION, Lahr, Vol 29 No 1 p 38
PYTHIUM ROOT ROT STRIKES SOUTHLAND, Bartholomew, Vol 29 No 1 p 25

Q

QUESTION BOX, Tinari, Vol 29 No 1 p 50; Vol 29 No 2 p 67; Vol 29 No 3 p 29; Vol 29 No 4 p 26; Vol 29 No 5 p 43

R

RAINWATER TIP, Vol 29 No 3 p 70
READ DIRECTIONS FOR FERTILIZING, Vol 29 No 5 p 51
RESEARCH: GENETIC PROJECT NOW UNDER WAY, Tinari, Vol 29 No 4 p 37
RESEARCH IN RED DISEASE-RESULTS NEGATIVE, Tinari, Vol 29 No 1 p 31

REVIVED INTEREST IN EPISCIAS, Plaster, Vol 29 No 1 p 47
ROOTING LEAVES, Vol 29 No 4 p 80
RULES-CLASSIFICATION-SCHEDULES, Carey, Vol 29 No 3 p 45

S

SAINTPAULIA'S FAMILY, Anderson, Vol 29 No 1 p 22
SOIL MEALY BUGS, Vol 29 No 1 p 19
SOIL MIX, Vol 29 No 1 p 59
SPRAY CAN CAPS, Vol 29 No 5 p 42
SPREAD THE WORD! WRITE ABOUT VIOLETS, Vol 29 No 4 p 33

T

TALLY TIME-1975, Reed, Vol 29 No 2 p 5
TEENAGER AND VIOLETS, Vol 29 No 4 p 53
TEST FOR THRIPS, Vol 29 No 5 p 57
TIPS FROM COMMERCIALS, Vol 29 No 5 p 20
THEN A VIOLET GREW, Vol 29 No 5 p 60
33 YEARS WITH AFRICAN VIOLETS, Shelby, Vol 29 No 2 p 57
TOURS SET FOR 1976 CONVENTION, McArthur, Vol 29 No 1 p 34
TRAILERS . . . OUR EXPERIENCE, Pickens, Vol 29 No 5 p 47
TRIGGER BOTTLE IS IDEAL SPRAY, Vol 29 No 3 p 72

U

USE NYLON HOSE FOR WICK WATERING, Vol 29 No 3 p 44
USE RIGHT POTS, Vol 29 No 5 p 55

V

VIOLETS ARE SO TOLERANT, Krogman, Vol 29 No 3 p 24
VIOLETS LIKE HIGH HUMIDITY, Vol 29 No 3 p 44
VIOLET PROBLEMS OVERCOME, Anderson, Vol 29 No 5 p 55
VIOLET ROOM BY-THE-SEA, Vol 29 No 5 p 34
VIOLETS UNDER NATURAL LIGHT, Evans, Vol 29 No 3 p 25

W

WATCH SUCKERS, Vol 29 No 4 p 16
WHY NOT START A JUNIOR AFRICAN VIOLET CLUB?, Yakei, Vol 29 No 4 p 50
WIDE ACCLAIM TO TINARI BOOK, Vol 29 No 4 p 34

Conservation Field Trip

Richard T. Meyers
140 Lorraine Ave.
Oreland, PA 19075

Come aboard with a hop, a jump and a skip . . . We're ready to leave on a "Gas Conservation Trip" . . . Fasten your seat belts, "Away we go" . . . To far away places where violets grow . . . Across the country, North, South, East and West . . . In search of the plants we each think is best . . . Reds and whites and various blues . . . There are plants galore from which to choose . . . Stops in Virginia, Louisiana, Arkansas and Missouri to name a few . . . and Colorado, Minnesota, Illinois and New York too . . . Then it's back to Jersey and Pennsey we go . . . So-o-o-o-o . . . Sit back and relax, in the Mooney Bus . . . Enjoy yourself. Leave the driving to us.

The African Violet Society of Springfield, Del. Co., PA, heeding the request of our government embarked on a "Gasoline Conesevation Field Trip" under the guidance of Peggy (Mrs. Richard) Mooney, then vice president and program chairman of the society. The trip was started promptly at 2 p.m., with some 35 passengers in tow. As soon as all were seated the bus took off.

As if by flying carpet, it took only seconds to reach our first stop, Springfield, VA, to visit the Crestwood Violetry where we learned that leaves from the original A. and R. crosses were available. From there, with a blink of the eyes, we arrived in Camden, AK, at the House of Violets. A short stop, a short hop and lo — Denver, CO, at Isla Montgomery's where we saw many of her originals. From there to St. Paul, MN to visit Park's and on to Sugar Grove, IL and a stop at Dates to see the Wasp blossoms. Time is running short so away we go. Ethel Champion in Clay, Schmellings in Jamesville and Lyn Lyon in Dolgeville, NY, were fruitful and violets aplenty, but time allowed only minutes at each stop.

Next stop was Springfield again. But this time it was in New Jersey, to visit with Maas, formerly the Hilton Dahlia Farm. Again the plants are beautiful. A minute's pause, then out the door. We must get on as we still must stop at Tinari's in Pennsylvania. So close to home, but knowing we CAN RETURN AT WILL we look only at his new varieties. Back to the bus and in seconds we are debarking at the meeting hall to be greeted by our own Ann Ricker with some of her newer hybrids. Seconds passed and bedlam reigned. Members had been supplied with identifying tokens, to be placed in containers

identified with each variety. Drawings then were held to determine who would be the lucky one, to be able to purchase each plant or leaf accumulated for the trip.

Imagine, the planning of weeks, the labor of many hours in planning the program and bringing it to a successful conclusion and in a short two hours we have traveled thousands of miles, purchased and distributed a multitude of African violets without a casualty, without anyone getting lost and most important, fuel was conserved. But now it is but memory, a most satisfying accomplishment.

As we prepare to leave the room we hear . . .

Our trip was fun, we met new friends . . . But now it is time for good times to end . . . The day was great, the weather just fine . . . and we sure did have a mighty fine time . . . We're back; with feet solid on the ground . . . Our arms filled with violets, we're homeward bound . . . Over hill and dale, we hit the dusty trail . . . North and South and East and West . . . We all chose plants we thought the best . . . We'll care for our babies and watch them grow . . . With T L C they'll make our show . . . Bye for now. Auf Wiedersehen . . . Yours in violets, 'Til paths cross again . . .

Our apologies to the Commercial for not naming varieties. Space doesn't allow.

Our thanks to these same Commercial for their cooperation by supplying price lists and plants etc. to make this program the success it was.

Our advice to other groups, clubs, societies — Try it, you'll like it.

A GOOD VIOLET GARDEN

(What we need for violet meetings)

Mrs. Leon Fiedler
Prescott, WI 54021

1. Plant 3 rows of peas (or p's).
 1. Presence
 2. Promptness
 3. Preparation
2. Plant 3 rows of squash.
 1. Squash gossip.
 2. Squash criticism (unless constructive)
 3. Squash indifference.
3. Plant 5 rows of lettuce.
 1. Let us be faithful to duty.
 2. Let us be true to obligation.
 3. Let us be loyal and unselfish.
 4. Let us obey rules and regulations.
 5. Let us love one another.
4. Plant 4 rows of turnips — for no garden is complete without turnips.
 1. Turn up for meetings.
 2. Turn up with a smile.
 3. Turn up with new ideas.
 4. Turn up with new determination to make everything count for something good and worthwhile.

SB
413
A4A258
Bot.

African Violet

MAGAZINE

Volume 29 Number 1 January, 1976

PART I of II PARTS



SMITHSONIAN
SEP 4 - 1984
LIBRARIES

Early Bird Specials

Order now from this ad and select FREE one plant (or two fresh cut leaves on such orders) for each \$20 of merchandise. This EARLY BIRD SPECIAL offer is good for all orders received by us before March 1, 1976, when the offer expires.

New and Outstanding Standard & Show Plants

- SPARKLE PLENTY** (AV) dbl. pink stars sprinkled with fuchsia glitter exotic
FAITH (GG) colossal dbl. white, biggest yet, great show plant
RED FLAME (GG) huge full dbl. fuchsia red, show plant
LAVENDER SPICE (GG) puff ball of lavender pink darker outside petals
CRIMSUNNY (H) crimson fuchsia fringed dbl. see pg 53 AVSA 3/75 mag. show plant
MISS BUFFY (H) white with blush pink center dbl. see pix as above
CHRISTI LOVE (LL) deepest coral yet, darkest foliage best 1975 violet
WINTERS DREAM (LL) full dbl. white, sometimes pink tints, 2nd best 1975 violet
BECKY (MAAS) huge dbl. pastel pink fringed, loads of blooms, dark foliage
JASON (MAAS) dbl. ruffled deep mellow purple, new color unusual, dark foliage
MARY C (MAAS) huge dbl. pink, show plant, see pg 29 AVSA 9/75 mag
SEABREEZE (MAAS) white with blue puff balls, large show plant
GEORGEIOUS (MAAS) red and white dbl. stars, **variegated** foliage grows huge
ENCHANTED ISLE (UTZ) dbl. stars amethyst violet with royal purple tips
SANDRA (UTZ) huge dbl. stars, pink haloed in fuchsia with white border—wow
SANDPIPER (UTZ) dbl. amethyst violet haloed in purple white border floriferous
AMAZING GRACE (GS) huge semi dbl. shell pink stars very fringed, spectacular

Trailers - Miniatures - Semiminiatures

- CRAFTY FARMER** (LL) dbl. bright blue, compact with masses of blooms
GYPSY TRAIL (LL) full dbl. rosy pink, compact with abundance of blooms
HAPPY TRAILS (LL) full dbl. fuchsia pink miniature trailer 100's of blooms
BARR'S BLUE BIRD (BT) perky single blue cream and green foliage, semi min.
LITTLE DELIGHT (LL) dbl white with purple edge, glossy semi min. foliage
TWINKLE TOES (LL) dbl. red white dogwood tips, dark plain min. foliage
DENIM BLUE (LL) dbl. blue, glossy semi girl foliage, cute

This offer is for starter plants at \$2.50 each or fresh leaf cuttings at \$1.25 each (2 leaves per variety). Please do not combine in one order plants and leaf cuttings. All orders are shipped airmail going west of the Mississippi and UPS Blue label where this air service is available. Other orders are shipped best and fastest method. The following handling charge should be added to your payment; East of the Mississippi 15% of amount ordered, minimum \$2.00; West of the Mississippi 20% of amount ordered, minimum \$3.00. Minimum order is 3 plants or 10 leaf cuttings. Include street address for United Parcel Service delivery. Give 1st and 2nd choice, otherwise we will substitute our choice.

ORDER DIRECT FROM THIS AD to take full advantage of the EARLY BIRD SPECIAL. Offer expires March 1, 1976. Shipping starts when weather permits, approximately May 1, 1976.

Complete list of hundreds of cultivars, new, old and unusual is also available. Please send business size envelope, stamped and addressed for prompt receipt.

Annalee Violetry

29-50 214th Place

212-224-3376

Bayside, New York, 11360



TABLE OF CONTENTS

Every attempt is made to keep articles technically correct. Since the growing of fine African violets can be achieved in many ways, the method and opinions expressed by writers are their own and do not necessarily reflect the opinion of AVSA.

PERTAINING TO VIOLETS

- COVER PAGE—"Copley Square"—Nancy Hayes
- 19. Soil Mealy Bugs
- 22. Saintpaulia's Family—Mrs. W. F. Anderson
- 23. Meaning of pH
- 25. Pythium Root Rot Strikes Southland—Pauline Bartholomew
- 28. Fungus Can Be Deadly If You Let It—Mrs. D. J. Lidiak
- 31. Research in Red Disease—Results Negative—Frank Tinari
- 46. Grower Tells His Wicking Method—Matthew Wright
- 47. Use Tape
- 54. Coming Events
- 57. List Your Best Varieties—Madeleine Gonzales
- 58. Air-Layer Your Violets—Mrs. Thomas E. Pope
- 59. Notes About Wick Watering—Mrs. W. F. Anderson
Soil Mix
- 60. Lighting African Violets—Dr. Stuart Dunn
- 64. Mystic Guiding Hands—Mrs. Robert Vidrick
- 65. If I Can Grow 'Em, So Can You—Mrs. Sharon P. Conner
- 66. Affiliate 'Appenings
- 72. Growing and Grooming Trailers—Mrs. Sidney Bogin

COLUMNISTS

- 4. Message From the President's Corner—Edith V. Peterson
- 11. Beginner's Column: Packing and Traveling With a Show Plant—Mrs. J. A. W. (Ann) Richardson
- 18. Registration Report—Adele Tretter
- 19. Your Library—Mrs. M. E. Garner
- 32. Musings from the "Mini-Mam" — Mrs. Sidney (Ellie) Bogin
- 48. A Foote on the Violet Path—Grace Foote
- 50. The Question Box—Anne Tinari
- 57. Calling All Affiliates—Do You Read Me?—Helen Freie
- 72. AVSA Booster Fund—Mrs. Lucile Plaster
Boyce Edens Research Fund—Mrs. Paul O. Gillespie Sr.

CONVENTION

- 31. Convention Dates
- 33. Great Opportunity for AVSAers To See Some of the Old South—Lotis Smith
- 33. Nomination of 1976-77 Officers
- 34. Tours Set for 1976 Convention
- 35. Judges' Workshop at Convention
- 36. Call for 1976 Annual Meeting
Call for 1976 Board of Directors Meeting
Hotel Reservation for 1976 AVSA Convention and Annual Meeting
- 37. Reservation Form for 1976 Convention at Sheraton-Biltmore Hotel
- 38. Program Highlights for 1976 Convention
- 39. Show Schedule—Amateur Division
- 40. Amateur Division Rules and Regulations
- 41. Society Awards for 1976 Convention Show
- 42. Special Awards for 1976 Convention Show
- 44. Commercial Show Schedule
- 45. Special Awards at Commercial Show
Advance Registration for Judging School and New and Refresher Judges
Judge's Clerks Reservations
Promotional Entries Reservations
- 47. Show Hosts and Hostesses Application
Qualified Judges' Reservation
- 48. Reservations for Classes in Design Division

SOCIETY BUSINESS

- 1. Application for Membership
- 3. Strictly Business—Your Business
- 23. Statement of Ownership, Management and Circulation
- 5. AVSA Emblems
- 33. Nomination of 1976-77 Officers
Magazine Binders
- 35. African Violet Magazine Back Issues
- 59. Life Member

MISCELLANEOUS

- 19. Sim T. Holmes in Hospital
- 31. Americans Honored by Canada AVS
- 32. Cartoon: "Food, Glorious Food"—Sharon Bruce

APPLICATION FOR MEMBERSHIP

African Violet Society of America, Inc.
P. O. Box 1326
Knoxville, Tennessee 37901

Date

Please enroll me as a member of African Violet Society of America, Inc. My dues are enclosed. Memberships are defined below. Membership year March 1 to February 28 includes five issues of THE AFRICAN VIOLET MAGAZINE beginning with the June issue, followed by September, November, January and March issues.

- Individual Membership is \$6.00
 - Associate Member (\$3.00) (No magazine included) Name
 - Commercial (\$15.00) Street Address
 - Affiliated Chapter (\$6.00) City and State Zip Code
 - Affiliated State, Regional and Council \$15.00
 - Life (\$100)
 - Sustaining (\$25)
- Make checks Payable to African Violet Society of America, Inc.
- New Member
 Renewal

From November 16 through February 28, new members may pay half the annual dues, will receive membership card expiring February 28 and the January and March issues of THE AFRICAN VIOLET MAGAZINE. \$3.00.

ABOUT THE COVER

The lovely arrangement pictured on the cover page of the January African Violet Magazine was designed by Nancy Hayes of Bloomfield, CT, and entered in the AVSA Show at Boston. The title of the arrangement was "Copley Square", in honor of John Singleton Copley, noted American painter of portraits and historical scenes.

OFFICERS

- MISS EDITH PETERSON President
1545 Green St.
San Francisco, CA 94123
- MRS. E. A. NELSON 1st Vice President
603 East Essex
St. Louis, MO 63122
- MRS. MARVIN GARNER .. 2nd Vice President
1010 Edgewood, S. E.
North Canton, OH 44720
- MRS. W. J. KROGMAN .. 3rd Vice President
1325 Parkway Drive
Brookfield, WI 53005
- MRS. LIZETA TENNEY HAMILTON Sec'y.
P. O. Box 79
Oradell, NJ 07649
- MISS FLORENCE M. GARRITY Treasurer
36 Cerdan Avenue
Roslindale, MA 02131

STAFF

- MRS. GRACE FOOTE, Editor
211 Allien Place
Port Arthur, TX 77640
- MRS. EDWARD A. NELSON, Adv. Mgr.
603 East Essex Ave.
St. Louis, MO 63122
- MRS. CLARICE BELL
Office Manager
P. O. Box 1326
Knoxville, TN 37901
- MRS. W. F. ANDERSON
AVSA Publications Chairman
360 Tulip Drive
St. Louis, MO 63119

COLUMNISTS

Mrs. Frank Tinari, Mrs. James Carey, Mrs. Sidney Bogin, Mrs. Marvin Garner, Mrs. Paul O. Gillespie, Mrs. J. A. W. Richardson, Paul Arnold, Mrs. W. M. Plaster, Mrs. Talbot Freie and Mrs. Fred Tretter.

BEST VARIETIES, HONOR ROLL COMPILER

Mrs. M. G. Gonzales
200 Doris Ave.
San Jose, CA 95127

PRINTER

Gus Becker Printing Co.
1080 Forsythe
Beaumont, TX 77701



*The Official Publication of the
African Violet Society of
America, Inc.*

The African Violet Magazine is published 5 times a year, January, March, June, September and November and second class postage is paid by the African Violet Society of America, Inc., at 706 Hamilton National Bank Building, Knoxville, TN 37901 and at additional mailing offices. Subscription \$6.00 per year, which is included in membership dues starting with the June issue each year. Copyright by African Violet Society of America, Inc., 1976.

NOTICE TO POSTMASTER:

Please send notification regarding undeliverable magazines to office address. African Violet Society of America, Inc. P. O. Box 1326, Knoxville, TN 37901.

ADVERTISERS' INDEX

- INSIDE COVER PAGE—Annalee Violetry
5. AVSA Emblems
 13. Bayou Gardens—Feed as You Water Fertilizer
 7. Becker Printing Company—African Violet Note Paper
 5. Berry's African Violets—Supplies and Violets
 8. Mary V. Boose—Heavenly Violets
 7. Buell's Greenhouses—Gesneriads Specialist—500 Varieties of Violets
 15. Ruth G. Carey's 1975 Revised Handbook for Judges and Exhibitors
 9. Mrs. Lou Arta Corbin—Latest and Best Varieties
 8. Crestwood Violetry—New Varieties for '76
 11. DoDe's Gardens—Growing Supplies, Pots and Planters
 12. Doris Drennen—African Violets
 9. Ernest Nursery—Leaves and Plantlets Available
 12. Floralite Company—Lumen-Lighter Stands
 13. Flower Pot—100 New and Old Miniatures
 16. Granger Gardens—Granger '76
 18. The Greenhouse—Greenhouse Gro-Cart
 5. Bernard Greeson—House Plant Growing Supplies
 8. Bernard Greeson—Orchid Growing Supplies
 8. Heavenly Violets—Old and New Varieties
 6. Home Grow, Inc.—Indoor Gardeners
 8. House of Violets—Moist-Rite Self-Watering Violet
 8. Hyponex Plant Food—Take a Friend to Lunch
 13. Imperial Gardens—New Introductions
 9. Indoor Gardening Supplies—Fluorescent and Incandescent Lamps
 13. Albert G. Krieger—African Violet Starter Plants
 15. Constance R. Koch—Connie's Creations
 13. LaMariposa Gardens—Feed-as-You-Water Fertilizer
 8. Little Violet Shop—African Violets & Supplies
 15. Louise's Greenhouse—African Violets
- INSIDE BACK COVER—Lyndon Lyon—Where the Violets Are
9. Mary's African Violets—Growing Supplies
 8. Martin D. Miller—Miller's African Violets
 14. Park Nurseries—New Varieties Are Terrific!
 7. The Parson—Change of Address
 13. The Parson—Apologies for Delay in Filling Orders
 14. Plant Marvel Laboratories — For Optimum Growth and Blooms
 12. Poyner's Greenhouses—African Violets and Other Gesneriads
 15. Rose Knoll Gardens — Newest Varieties by Leading Growers
 12. Schultz Instant Liquid Plant Food
 6. Shelley's Pampered Poodle and Plants—Episcias, Sinningias, Violets
 13. Shirley's Bloomin' Blossoms—Fresh Cut Leaves
 8. Shoplite Company—Decorative Plant Stands
 7. Stand-Bye—Wick With Confidence
 10. Stim-U-Plant Lab—Home Gardening Aids
- BACK COVER—Tinari's Greenhouses—Celebrate AVSA's 30th Birthday!
12. Tomara African Violets—100 Varieties New for '76
 8. Tubecraft Watering Aid
 15. Tubecraft FloraCart—Portable Indoor Garden
 5. Howard Utz—My Newest Varieties
 13. The Violet House—Plastic Water Reservoirs and Pots
 12. Vegetable Factory Greenhouses—Energy - Saving Greenhouses
 6. Verilux TruBloom—Fluorescent Lamps
 10. Violets Atlanta—Atlanta's First African Violet Shop
 12. The Walkers—AV Supplies. Pesticides, Plastics Pots
 13. Mrs. Shirley Wiggins
 16. Doug Wiser—Wicks and Water-Rite Moisture Tabs

EDITOR'S NOTE. These are your advertisers who help the magazine. Please support them and when you write them for supplies, please mention The African Violet Magazine.

STRICTLY BUSINESS - - YOUR BUSINESS

A TABLE OF INFORMATION TO USE IN CONDUCTING YOUR BUSINESS WITH YOUR SOCIETY TO INSURE GOOD SERVICE.

ALWAYS GIVE YOUR NAME AND COMPLETE ADDRESS. IF YOU HAVE MORE THAN ONE ITEM
SEND EACH ITEM TO THE CORRECT PERSON.

AFFILIATE 'APPENINGS: Send to Editor.

AFFILIATES: See list in Nov. issue. For information on show awards, how to start a chapter or questions on new or renewal membership, write Mrs. Talbot A. Freie, 4854 N. Cedar St., El Monte, CA 91732. Send officer information sheet received with charter to Mrs. Freie by July 1.

AVSA EMBLEMS: See January issue. Member, Past President, Life Member pins. Own and wear them with pride. Order from AVSA office.

AVSA OFFICE: Mrs. Wade H. Bell, Office Manager, Box 1326, Knoxville, TN 37901

BEST VARIETIES LIST: See November issue.

BEST VARIETIES - HONOR ROLL COMPILER: Mrs. M. G. Gonzales, 200 Doris Ave., San Jose, CA 95127

BOOSTER FUND: Send contributions to Mrs. W. M. Plaster, 8304 Suffolk Dr., Shreveport, LA 71106

BOYCE EDENS RESEARCH FUND: Send contribution, club or individual, to Mrs. Paul O. Gillespie, Sr., 5201 St. Elmo St., Chattanooga, TN 37409

BYLAWS: See September issue.

COMMERCIAL ACTIVITIES: Albert Buell, Buell's Greenhouses, Box 218, Eastford, CN 06242

COMMERCIAL MEMBERS: See list in November issue.

CONVENTION:

AWARDS: See January issue. Send suggestions or contributions for convention awards to Mrs. Richard A. Chase, 482 Rutherford Ave., Redwood City, CA 94061

PROGRAM: See March issue. Send special requests for workshop programs; suggest names of interesting speakers to Mrs. Ross V. Lahr, 3559 E. Easter Ave., Littleton, CO 80120

SCHEDULE: See January issue.

TIME AND PLACE: If your club or a group of clubs would like to sponsor a national convention in your area, write to Mrs. H. Harold Baker, 2182 Stanford Ave., St. Paul, MN 55105

CULTURE FOLDERS: Free from AVSA office, for distribution at shows or by commercial members with plants. Membership application included.

CUMULATIVE INDEX: Write AVSA Office.

EDITOR: Mrs. Grace Foote, 211 Allien Pl., Port Arthur, TX 77640

HONOR ROLL: See June issue

JUDGES: See November issue for list.

JUDGING SCHOOL: For information on holding a school or to become a qualified judge, write to Mrs. Ruth Carey, 3900 Garden Dr., Knoxville, TN 37918

LIBRARY: See June issue for list of slide programs and packets available from AVSA Library. Order from AVSA office. If you have ideas for a library program or slides to donate for library, write Mrs. Marvin Garner, 1010 Edgewood S.E., North Canton, OH 44720

LIFE MEMBERS: See June issue for list.

MAGAZINE:

ADVERTISING MANAGER: For advertising rates, copy and information write Mrs. Edward A. Nelson, 603 E. Essex Ave., St. Louis, MO 63122

ARTICLES: Send to Editor.

DEADLINE DATES: June issue, Mar. 1; Sept. issue, June 1; Nov. issue, Aug. 1; Jan. issue, Oct. 1; Mar. issue, Dec. 1.

BACK ISSUES: Complete your set now. Write to AVSA office for price list of available issues.

BINDERS: Sold only in pairs at \$7.00 postpaid. Order from AVSA office.

CHANGE OF ADDRESS: Send your new address at least 30 days before it is to take effect. Send old address with the new. Enclose the address label from your last magazine. Send to AVSA office.

FAILURE TO RECEIVE: Notify the AVSA office.

MAGAZINE MART: Do you want to buy or sell back copies of THE AFRICAN VIOLET MAGAZINE? Write Mrs. E. A. Nelson, 603 E. Essex Ave., St. Louis, MO 63122

MASTER VARIETY LIST:

A must for all judges and serious growers. 1970 edition describes all registered varieties 1948 - 1969; all classified species; other named cultivars introduced 1960-69. \$3.50 Order from AVSA office. Supplements, September magazine, 1970 to date.

SUPPLEMENT: Send description of any new cultivar with hybridizer's name to Mrs. Fred Tretter, 4988 Schollmeyer Ave., St. Louis, MO 63109

MEMBERSHIP! Send new or renewal membership to AVSA Treasurer, AVSA office. Make check payable to AVSA. Life - \$100; Commercial - \$15; Individual - \$6; Affiliate Chapter - \$6; Affiliate Council, State or Region - \$15. **FOR AFFILIATE, GIVE THE FOLLOWING INFORMATION:** Name of chapter or council; President's name and address; address to which magazine is to be sent; name of town considered home town of chapter.

APPLICATIONS AND BROCHURES: Free from AVSA office. Please state quantity required. Use for show, commercial sales room or wherever memberships may be solicited.

MEMBERSHIP AND PROMOTION: Send your ideas, offers to help or requests for assistance in this work to Mrs. John Lackner, 580 E. County Road, B-2, Little Canada, MN 55117

MINIATURE AND SEMI-MINIATURE LIST: \$2.00 Mrs. Sidney Bogin, 39 Boyd St., Long Beach, NY 11561

MINUTES: See September issue.

NOMINATING COMMITTEE REPORT: See Jan. issue.

OFFICERS AND COMMITTEES: See June issue.

OFFICIAL CORRESPONDENCE: AVSA Secretary, Mrs. Robert Hamilton, Meadow Lakes, Apt. 18-06, Hightstown, NJ 08520

PLANT REGISTRATION: Mrs. Fred Tretter, 4988 Schollmeyer Ave., St. Louis, MO 63109

QUESTION BOX: Anne Tinari, 2325 Valley Road, Huntingdon Valley, PA 19006

RESEARCH: Send suggested subjects for scientific research or names of interested qualified potential research personnel to Mr. Frank Tinari, 2325 Valley Road, Huntingdon Valley, PA 19006

TALLY TIME: See March issue.

TEACHERS: See November issue for list.

TREASURER'S AND AUDITOR'S REPORT: See Sept. issue.

Message From The President's Corner



Dear AVSA Friends:

A very Happy New Year to you all. I hope your African violet hobby will bring you much satisfaction and joy during 1976, and that you will share this happiness with your friends and neighbors. In these rather difficult times, how wonderful it is to have such a delightful hobby.

Most of us occasionally meet someone who says: "African violets!—I just CAN'T grow them. I simply don't have a green thumb." Now maybe that's what they THINK but it isn't true—there is no such thing as a green thumb. It is just that this "someone" hasn't taken the time to learn and follow the few basic requirements necessary to grow a lovely plant. So carry a few AVSA culture pamphlets (or your own local club's culture pamphlets) with you to give to such people, tell them how easy it really is, and introduce them to the pleasure in growing African violets.

I am very happy to report that our AVSA family is growing—we now have over 18,000 members. Isn't it great to belong to such a fine large family of African violet enthusiasts?

As you know, I offered an award to the affiliate group selling the most NEW AVSA memberships at its 1975 show, this award to be presented at the Atlanta Convention. As I write this (in September), the societies reporting the new AVSA memberships sold at their 1975 shows have all been from the west or middlewest. Now I'm sure we have just as active societies in the eastern and southern areas of our country—so—let's hear from you!

And, since this is the time that societies are making plans for their 1976 shows, I would like to announce that I am again offering an award to the affiliate society or council selling the most NEW AVSA memberships during its 1976 show. Information is to be sent to me (Edith V. Peterson, 1545 Green Street, San Francisco, CA 94123). The letter should be signed by the President of the society and give the following information:

Name of society sponsoring the show.

Number of NEW AVSA memberships sold at that show.

Name and address of the person sending the information.

The award will be presented at the St. Louis Convention in April 1977.

Our 30th Annual Convention is fast approaching! The Dixie AVS is going to give us a memorable convention and show, and I hope to see many, many of you there—I can hardly wait!

With all good wishes,

Edith



AVSA Emblems

Wear an AVSA emblem with pride that you are a part of the 18,000 member AVSA family.

Affiliates: Do you present the newly elected president with an emblem with chain and gavel attached to be worn during the term of office and passed on to the succeeding president at the installation ceremony? This is a nice tradition for an Affiliate.

STERLING SILVER OR 10K GOLD FILLED

Pin	\$ 6.00
Pin/gavel (for President)	8.00
Charm	6.00
Charm/gavel (for President)	8.00
Tie Tack	6.00
Tie Tack/gavel (for President)	8.00
Earrings/pair	12.00
Bracelet	7.00
Judges' Charm	5.00
Judges' Charm/disc	8.00
Judges' Guard Pin	4.00

STERLING SILVER ONLY

Gavel/chain	4.00
-------------------	------

14K GOLD

Pin	25.00
Pin/gavel (for President)	35.00
Charm	25.00
Charm/gavel (for President)	35.00
Earrings/pair	40.00
Gavel/chain	13.00
Life Member Pin	30.00
Life Member Tie Tack	30.00

Above prices are effective January 1, 1976. Prices are subject to change should our cost, when re-ordering, be increased.

MY NEW VARIETIES

Bombay Red	Kira	Sara Lynn
Cloud Bank	Mimi	Texas Charmer
Delta Dawn	Peggy K	White Hurricane
Falba	Rio Grande	

NO SHIPPING

HOWARD R. UTZ

10017 Sahara Dr. San Antonio, Tex. 78216

HOUSE PLANT GROWING SUPPLIES

(Postpaid)

8" Hanging Basket (saucer & hanger) (white)...	\$4.25
10" Hanging Basket (saucer & hanger) (green)	\$5.25
PREMIER Potting Soil (1/2 pk) (Sterilized).....	\$2.85
5% Lindane Insecticide & Drench (8-oz.).....	\$3.50
Benlate Fungicide (Benomyl) (2-oz).....	\$3.99
Cygon 2E (for soil mealy bugs).....	\$6.50
Nemagon-50 (for root-knot nematodes) (8-oz.)	\$4.98
Terraclor (Soil Fungicide) (3-lb).....	\$7.50
Systemic Insecticide (protects from mites, soil mealy bugs, thrips, aphids, etc.).....	\$4.50

Send 25 cents for complete growing supply list

BERNARD D. GREESON

3548 N. Cramer

Milwaukee, Wisconsin 53211

BERRY'S AFRICAN VIOLETS

As we enter this New Year we hope that 1976 will bring much happiness and prosperity to all our friends and customers and that their love for African violets will continue to bring them much joy.

WE ALWAYS HAVE ON HAND—AV supplies, violets, 2 & 3 tray Floracarts with lights, 24" & 48" table models with legs. Spot-O-Sun lamps, all sizes in Gro-lux bulbs, Wide Spectrum bulbs. Circline bulbs for Fruit Ripener or Desk Lamp, Aquamatic Planters, all sizes in plastic pots, watering aids, Volkmann's Soil. Constant Feed Fertilizer, Reservoir Wick Pots, New Wick Saucer, Elisa's Violet Rings for leaf support, Blue Whale & Sturdy Fertilizer for healthier plants and larger blooms.

Will ship The Helen Van Pelt Wilson African Violet Book postpaid - Hardback \$9.35 ppd. - Paperback \$4.60 ppd.

The New 1976 Atrological Calendar For Best Planting Dates \$2.35 ppd. Texas customers add 5% sales tax.

NO LIST

NO CATALOG

MRS. J. S. BERRY

1832 Turner Dr.

Houston, TX 77016

Phone (713) 695-5020

EPISCIA COLLECTION #1

Cleopatra, Pink Brocade, Improved Ember Lace, Pink Embroidery, Black Velvet, Pound Sterling, Star of Bethlehem, Toy Silver (mini).

\$25.00 Air Post paid.

Largest collection of Episcias and Sinningias. Schwarz new hybrid Sinningias, plus others including double red.

AFRICAN VIOLETS

A.K.B. Series, Variegated and plain Grangers, (including Faith)

Fishers of Canada and others. Most of the other gesneriads. Fast Service and Husky plants.

B. of A. and Master Charge Accepted


—LIST \$1.00 REFUNDABLE WITH 1ST ORDER—

SHELLEY'S PAMPERED POODLE AND PLANTS

1339 Taraval St.

San Francisco, Ca. 94116

INDOOR GARDENERS



- Indoor Vegetable Gardens
- Plant Hospital
- Seedling Starters
- Plant Nutrients
- Hydroponics
- Attractive Indoor Light Garden Equipment

Send For Free Information

HOME GROW INC., (216) 434-6131
Dept. AV, 144 Cuyahoga St., Akron, OH 44309

Verilux Tru Bloom[®]

fluorescent lamps

ACCLAIMED BY INDOOR GARDENERS!

"TruBloom is superior in growing and blooming ornamental plants indoors."

George A. Elbert
Indoor Light
Gardening Author

- **No glare daylight look**
The remarkable soft white TruBloom matches outdoor light without glare or distracting color effects.
- **Maintains compact plants**
- **2 full years of efficient lamp light**
Every lamp guaranteed for 12,000 hours . . . 50% longer than standard commercial tubes.
- **Superior, longer lasting flowers**

Verilux TruBloom, Dept. AV
35 Mason Street, Greenwich, Conn. 06830

Please send Verilux TruBloom lamps as follows via prepaid delivery:

NOTE: Minimum order is one 6-lamp carton.

No. of Cartons	Watts	Length Inches	Base	Price per Carton
_____	20	24	Bi-Pin	33.30
_____	30	36	Bi-Pin	33.60
_____	40	48	Bi-Pin	34.50
_____	96 (12 per case)	96	Single Pin	120.00

Quantity Discounts Available. Prices on additional standard sizes upon request.
Add \$1.00 per case west of the Mississippi.

Name: _____
(please print)

Street and No.: _____

City: _____

State and Zip: _____

(Be sure to enclose check or money order)

Change of address: NOTICE

THE PARSON

3917 Island Home Pike
Knoxville, Tenn. 37920

140,000 AFRICAN VIOLETS

—OVER 500 VARIETIES—
Includes Miniatures & Trailers

Our FAMOUS BUELL'S HYBRID GLOXINIAS

Columnneas, Episcias, others with FIBROUS ROOTS
Achimenes, Kohlerias, others with RHIZOMES
Gloxinias, Sinningias, others with TUBERS
Terrarium Plants • Books • Seeds • Supplies

GESNERIAD SPECIALIST
Since 1943

SHOWPLACE Greenhouses—20 000 sq. ft. under glass.
VISITORS WELCOME 8 AM - 5 PM (Closed Sunday & Holidays. NE corner of State, 6/10 mi. from Conn. 198 & Eastford center, off Westford Rd.
1974 DESCRIPTIVE LIST of all we grow, books, supplies. Send 25¢ and LONG, SELF-ADDRESSED, STAMPED ENVELOPE,—20¢ 1st class, 10¢ 3rd class.



GREENHOUSES, INC.


P. O. Box 218-AV5
Eastford,

Weeks Rd.
Conn. 06242

Phone 203 974-0623

Officially approved by AVSA Board

African Violet Notes



16 BEAUTIFUL VIOLETS PRINTED IN FULL COLOR. All Different.

(Note size folded 5-3/8 x 3-1/4) **16 NOTEHEADS** } **Only \$1.50**
16 ENVELOPES }

plus tax

Sold through your local club in minimum lots of 12 packages for \$1 per package. (Your club earns 50¢ per package). An excellent item for sale at your local violet show. Minimum order—12 packages.

(No Single Order Please)
GUS BECKER PRINTING COMPANY
1080 Forsythe -- Beaumont, Texas 77701

Shipped postpaid if check sent with order. Otherwise shipped COD plus postage. Order direct from Printer.



Grow with Confidence

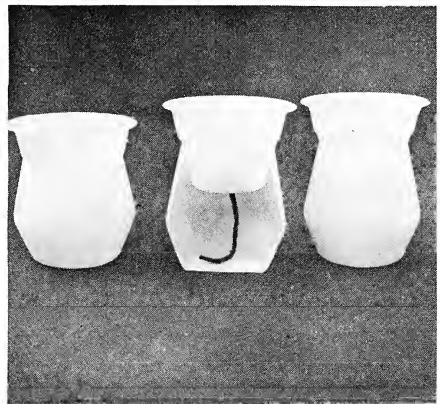
IT'S WICKED FOR CONSTANT FEEDING — 1/4 STRENGTH FERTILIZER SOLUTION IN WATER.

- 1 \$1.98 each
- 12 \$1.50 each
- 4 doz. \$1.25 each

Texas residents add 5% tax.
Add 10% for packing and shipping.

STAND - BYE

3421 Golf Dr.
Houston, Texas 77018



5" tall 3 3/4" dia. 6" tall
12 oz. capacity 16 oz.

2 piece - pot lifts out
All plastic

MILLER'S AFRICAN VIOLETS

Specialists in variegated foliage. We have the most complete selection of Champion's originations to be found anywhere. Also many other outstanding variegated and green varieties. Small plants shipped. Stamp for list.

127 Manor Drive

Syracuse, New York 13214

Lynnette Conroy, owner

601-838-6519

The Little Violet Shop

African Violets & Supplies
Wholesale & Retail

Call Before Coming — No List — Visitors Welcome
Route 3, Box 156M8 Bell Road, Byhalia, MS 38611

Fresh cut leaves Old & New Varieties

EPISCIAS
IRENE FREDETTE ORIGINALS

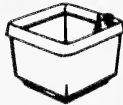
Please send 20¢ for 1976 list.

HEAVENLY VIOLETS

MRS. MARY V. BOOSE

9 Turney Pace

Trumbull, Conn. 06611



MOIST-RITE SELF WATERING VIOLET PLANTER

Grow better plants with less care.

Single \$2.50; 6 for \$13.00; 12 for \$23.00; 24 for \$39.00; postage included.

THE HOUSE OF VIOLETS

Ralph and Charlyne Reed
Dept. J-76, 936 Garland St., S.W.
Camden, Arkansas 71701

Crestwood Violetry

NEW VARIETIES FOR '76

Grow your Zodiac sign plant!

Capricorn	Taurus	Virgo
Aquarius	Gemini	Libra
Pisces	Cancer	Scorpio
Aries	Leo	Sagittarius
Christi Love	Wild Country	

SPECIAL!! All orders received postmarked on or before March 1 will be sent postpaid when weather permits.

CV GUARANTEE

All plants from Crestwood Violetry are guaranteed pest and disease free on arrival and must be received in good condition or will be replaced at no charge.

Also available: **CRESTWOOD VIOLET RINGS**
Easy to put on sturdy plastic rings.

List 20¢

Visitors by Appointment only

7314 Jervis Street

Springfield, VA 22151

NOW . . . ENJOY USING THE CONVENIENT WATERING AID



Here's the item needed by every indoor flower grower . . . an all aluminum light weight watering aid. No more lugging heavy, awkward watering cans. No spilling water! No breaking leaves! Complete with 8 feet of plastic hose, all aluminum shut off valve, and 18 inch wand, only \$13.75 each. U. S. Customers add 75¢ shipping. Canadian Customers \$1.00. Ohio residents add 4 1/2 % Sales Tax. Send check or money order today . . . or use your Master Charge or Bank Americard . . . give number. Made and guaranteed by the manufacturers of the popular Flora-Cart. Write for literature.

TUBE CRAFT, INC., DEPT. C

1311C West 80th Street
Cleveland, Ohio 44102

NEW DECORATIVE PLANT STANDS

Economical — Convenient



3 Level
40 Watt
Shown
49 1/2" Long

Five models from 25 1/2" to 49 1/2" long.

Tray & fixture heights completely adjustable without tools. Convenient slide-out trays & fixtures. Made of gleaming aluminum & Redwood with or without fixtures & casters as desired. Save — Buy direct from maker!

25¢ Brings Catalog of Growth Fluorescents, Plant Stands, Growth Lamps & Accessories

SHOPLITE CO., INC.

566V Franklin Ave.

Nutley, N. J. 07110

Take a friend to lunch.

Introduce your houseplants to an old friend. HYPONeX®. Now in new packaging. And new, easy to use liquid formula.

HYPONeX®

The Hyponex Company, Inc.
Copley, Ohio 44321



ORCHID GROWING SUPPLIES

(Postpaid)

Osmunda Fiber 1/4 cu. ft. bag.....	\$4.25
Orchid Bark (fine or medium) 1/4 cu. ft.....	\$4.40
Seedling Mix (Also excellent for starting violet cuttings) 1/4 cu. ft.....	\$4.29
Terrestrial Orchid Mix (also good for Terrariums) 1/4 cu. ft.	\$4.79
Perlite (like Sponge-Rok) 1/4 cu. ft.....	\$2.75
Fine Tree Fern 1/4 cu. ft.....	\$3.35
Peters Orchid Special Plant Food (8-oz).....	\$2.20
"How To Grow Orchids".....	\$2.50

Send 25 cents for complete growing supply list

BERNARD D. GREESON

3548 N. Cramer Street Milwaukee, Wisconsin 53211



A



B



C

A—SPOT-O-SUN - 22 watt GRO-LUX-9' dia.	\$17.95
B—SYLVANIA fixture, 24' adj. legs, 2-20 watt GRO-LUX Lamps	24.95
C—RIPE-N-GROW - 22 watt GRO-LUX, 16' dia. ...	25.98

NOT SHOWN

4 Ft. Fixture, 24" adj. legs, 2-40 watt Cool White lamps & cord	22.95
4 Ft. Fixture, cord & chain set, 2-40 watt Cool White lamps	18.95

PLANT STANDS—15 models, 4 companies from 17.98
Fixtures for Plant Stands, 6 models, 4 companies from 9.95

FLUORESCENT LAMPS

Carton of 6 (37 1/2% Discount)				
	15 watt	20 watt	30 watt	40 watt
	18"	24"	36"	48"
COOL WHITE	\$ 9.07	\$ 8.50	\$11.34	\$ 6.91
WARM WHITE	9.07	8.32	12.66	8.43
GRO-LUX (ws)	9.83	11.05	N.A.	11.05
Carton of 4 (37 1/2% Discount)				
NATUR-ESCENT	\$11.48	\$12.33	N.A.	\$12.48
GRO-LUX	11.75	13.13	13.13	14.38
VITA-LITE	16.98	16.48	19.48	16.98

INCANDESCENT LAMPS

GROW-LIGHT	— 75 watt	\$1.95—1	\$3.75—2	\$ 6.45—4
" "	— 150 watt	2.65—1	4.95—2	8.45—4
PLANT-LITE	— 60 watt	4.75—1	7.95—2	14.95—4
" "	— 75 watt	4.85—1	8.25—2	15.45—4
" "	— 150 watt	4.95—1	8.35—2	15.65—4

Write for Quantity discounts on Cartons 12, 24, 48, & 96 lamps.

Timer—\$4.95 with \$30.00 order..... Separately—\$6.95
Shipping: East of Rockies 10% of Total, West of Rockies 15% of Total, Outside of 48 States 20% of Total.

FREE Catalog—over 200 listings
Michigan Residents add 4% Sales Tax

INDOOR GARDENING SUPPLIES

P. O. Box 40551A — Detroit, MI. 48240

AFRICAN VIOLETS

Latest and Best Varieties—Quality Plants

6 labeled, assorted plants	\$ 8.00 ppd.
12 labeled, assorted plants	14.50 ppd.

YOUR COLOR PREFERENCES WELCOME. All orders acknowledged promptly. Free leaf assortment with each order placed before March 1. List 25¢.

MRS. LOU ARTA CORBIN

12040 Southridge Dr. Little Rock AR 72207

Violets At The Ernst's

221 S.E. 70th St. Gainesville, Fla. 32601
(near Newnans Lake - Phone 376-8655)

LEAVES AND PLANTLETS AVAILABLE.

Please Send 25¢ for list.

ABOUT GARDENING

Helen Van Pelt Wilson's 1970 Edition African Violet Book (Hard Back)	\$ 8.95
Helen Van Pelt Wilson's 1970 Edition African Violet Book (Paper Back)	5.50
The Indoor Light Gardening Book by George A. Elbert	10.95
Fun With Terrarium Gardening by Virginie and George A. Elbert	3.35
The Complete Book of Terrariums By Charles Martin Fitch	8.95
Ferns To Know and Grow by F. Gordon Foster	5.35
Complete Book of House Plants by Charles Martin Fitch	10.95
Ferns And Palms For Interior Decoration by Jack Kramer	5.50

NO MINIMUM ON BOOKS
Postpaid

Michigan residents please include 4% Sales Tax.

GROWING SUPPLIES

11 oz. Liquid Blue Whale Brand (6-2-1)	\$2.65
24 oz. Liquid Blue Whale Brand (6-2-1)	4.00
8 oz. Sturdy (0-15-14)	3.00
12 oz. Sturdy (0-15-14)	4.50
1 1/2 lb. Blue Whale Soil Builder	1.60
3 oz. can Mildex for Mildew	3.05
16 oz. bottle Cygon 2-E	6.50
4 oz. bottle Kelthane (Miticide)	1.89
4 oz. bottle Malathion 50%	2.09
8 oz. Peters House Plant Food (15-30-15)	1.95
8 oz. Peters General Purpose Food (20-20-20)	1.95
8 oz. Peters Violet Special (12-36-14)	2.20
8 oz. Peters Variegated Special (5-50-17)	2.45
1 lb. Peters Fritted Trace Elements (FTE)	1.35
4 oz. bottle Superthrive (Vitamin-Hormone)	3.29
2 qts. Hardwood Charcoal #10 very fine, #6 med.	1.75
8 qts. Krum Perlite (Bulk)	2.20
1 1/2 lb. Systemic Insecticide Granules	3.65
10 oz. Plant Marvel i-Bomb (Insecticide spray)	3.05
3 lbs. Carbamate Fermate, Ferbam	5.50
8 oz. Carbamate Fermate, Ferbam (bulk)	1.30
2 qts. #3 Vermiculite fine grind (bulk)	.50
2 lbs. Dolomite Limestone	1.30
2 lbs. Calcium Carbonate	1.60
2 lbs. Superphosphate (0-20-0)	1.30
2 lbs. Ammrcium Nitrate (34-0-0)	1.50

MINIMUM ORDER \$5.00 Postpaid

MICHIGAN RESIDENTS PLEASE ADD 4% SALES TAX

Mary's African Violets

19788 San Juan Ave. Detroit, Michigan 48221



Violets Atlanta

1873 PIEDMONT ROAD, N. E., ATLANTA, GEORGIA 30324

VISIT ATLANTA'S FIRST AFRICAN VIOLET SHOP!

We cater to the violet specialist's every need: beautiful violets, miniatures and standards; interesting Gesneriads for the collector; and a full line of pots, soils, fertilizers and other related supplies.

OPEN MONDAY-SATURDAY 11-6

SUNDAY 1-6, CLOSED TUESDAY


(404) 875-3041

STIM-U-PLANT

a growing business

2077 PARKWOOD AVENUE
COLUMBUS, OHIO 43219,
614/267-1296

helps you grow finer blooming african violets!



BETTER PLANTING

New formula high organic. Not too heavy or light. Has shredded spagnum moss. Decomposing humus aerates soil, holds moisture, feeds beneficial soil bacteria. Better drainage than lightweight mixes.

SOIL CONDITIONERS

- Vermiculite
- Charcoal
- Peat Moss



EASIER FEEDING

Liquid balanced 5-8-7 formula. Easier to use. Concentrated for economy. All food—no residues. Gives plants 13 needed trace elements.



BETTER FEEDING

A finely ground food, pure USP chemicals. Quickly available to plants. Balanced 5-8-7 formula, gives more blooms, healthier plants. Proved by years of use. Contains 13 needed trace elements.



PLANT FOOD POWDER

High-analysis 15-30-15, instantly soluble. A high powered plant food. PLANT POWER is strong enough for outdoor plants yet formulated for African Violets and other house plants. Package makes gallons.



SPRAY—PEST CONTROL

Quick, easy to use. Kills aphids & mites, spiders & plant lice, exposed thrips & white flies, mealy bugs on house plants elements.

BEGINNER'S COLUMN



Mrs. J. A. W. (Ann) Richardson
RR#1, Box 70
Tavares, FL 32778

PACKING & TRAVELING WITH A SHOW PLANT

Getting a plant to the show will be your most important last step. First, think about how you are going to travel. Planes do not allow a package to be kept in one's lap. Packages must be put under the seat, so find out what size box will fit. Under no circumstances allow yourself to be talked into putting the plant in the hold. Also, remember that you will be asked to open the box before boarding. Pack it so that it can easily be opened for inspection. Many long distance buses will also insist that you put the box in the storage compartment. Better check and save yourself a lot of grief.

Carrying the plant in a car is the best. Since most cars have slanted seats, roll newspapers or a blanket and put them where the seat slants down, so that the whole seat will be level. A station wagon is fine but make sure that the box will not slide around and bang on the sides. It may sound silly but if you can get a seat belt around the box that is ideal. There might also be room on the floor between the seat and the front of the car under the dashboard.

Having decided the method of travel, think about packing. Make preparations in advance, as soon as you know that "This Is It" will go to the show. Find a sturdy box with a cover wider and taller than your plant. Punch some holes in it for air, unless it's cold outside. Cut oblong holes on each side of the box, making handles, so that you can easily carry this box. Measure the size of the pot at the bottom. In the center of the bottom of the box glue a circle just a wee bit larger than your pot - not too large, you don't want it to move. You can make a circle by using several thicknesses of newspaper folded over into a 3" width and put together with staples or you can make one out of styrofoam. This circle will keep your plant from shifting. Next provide a collar that is wider than the plant but not so wide that you can't get your hands in the box when you place the plant. Push crushed tissue paper or plastic bags or newspaper

all around the circle up to almost the height of the pot.

The night before departure, water the plant as usual. Carefully place the plant with collar in the circle. Just before leaving put the cover on. The cover is important if you are traveling by car as it will protect the plant from the sun.

Upon arrival at the hotel do not permit the porter to carry the plant. He might drop it (it has happened). When about to enter the plant check it for dead blossoms or any that might die before judging, remove the collar and hope for the best. May yours be Best in Show but if it isn't be a good sport and try another time.

IN MEMORIAM

It is with much sorrow that we announce the sudden death of Charles Henne of Manchester, MO, husband of Florence Henne. Charles was an avid African violet grower and was always ready to share his knowledge of gardening and violet growing with his many friends. Charles was a member and past president of Fleur de Lis AVC and was also a member of the Metropolitan St. Louis AVS. Our sympathy to Mrs. Henne and son, Bob.

DODE'S GARDENS

GROWING SUPPLIES

DoDe's Special African Violet Potting Soil

Excellent! Try and compare. Sterilized and treated with insecticides to help prevent disease. Also contains special growing elements.

24-oz. — \$1.35

48-oz. — \$2.50

FERTILIZER

8-oz. Peters Violet Special 12-36-14\$1.85
8-oz. Peters Variegated Special 5-50-17 2.35
11-oz. Liquid Blue Whale Brand 6-2-1 2.49
8-oz. Liquid Sturdy Brand 0-15-14 2.80
(Success formula = 1/3 cup Sturdy and 2/3 cup Blue Whale)

POTS AND PLANTERS

2 1/2" square plastic pots 25 for \$1.50
4" plastic pots 15 for 1.50
Aquamatic Planters single 2.50
6 for 13.50; 12 or more @ \$2.20 each
6 quarts Perlite (1/2 lb.)\$.65
4 quarts Verlite #3 (1/2 lb.)65
2 pounds Dolomite Limestone 1.00
2 pounds Super Phosphate95
1 ounce Carbamate (Fermate)50
100 Stake Labels—6" white 2.25
Minimum order \$5.00

Please add \$1.50 for shipping and handling up to a \$12.99 order; \$2.50 up to \$24.99; \$3.50 up to \$49.99; \$5.00 for \$50.00 and over. Florida residents add 4% sales tax

We ship by UPS . . . For box number and RFD please add phone number and give a street address.

DODE'S GARDENS

1490 Saturn Street
Merritt Island, Florida 32952

Send stamp for catalog.

TOMARA AFRICAN VIOLETS

Rt. 3, Fayette, Mo. 65248

350 VARIETIES—100 NEW FOR '76

'76 variety list available March 1 (send 25¢—deduct from 1st order).

Mrs. R. D. Tompkin

1 mi. N. Fayette on Hwys 5 & 240 Ph. 816-248-3232
Visitors Welcome 9-8, Sun. 2-8

AFRICAN VIOLETS

Fresh cuttings from large selection of old and new varieties. Latest Granger Varieties. Also shipping Episcias and other Gesneriads this season.
Spring listing 25¢ Ready in March 1976

Mail order only

DORIS DRENNEN

1415 Central Ave.
Sandusky, Ohio 44870

"Schultz-Instant"
LIQUID PLANT FOOD 10-15-10
7 DROPS to a quart of water
"starts and feeds" all plants
Available at your store
or send \$2.00 for 2 bottles prepaid to
SCHULTZ COMPANY
11730 NORTHLINE, ST. LOUIS, MO. 63043
SEND FOR OUR FUND RAISING OFFER

POYNOR'S GREENHOUSE

African Violets, Episcias, Sinningias, Columneas, Ferns, Begonias.

State Inspected

Phone 504-345-5558

Route 2, Box 107J
Hammond, La. 70401
State Road 443—sign.

POSTPAID SUPPLIES

Sudbury Soil Improvement Kit	\$8.29
Sudbury PH Soil Test Kit	1.98
Humiguide Hygrometer	3.95

INSECTICIDES AND CONDITIONERS

Acti-dionne PM	5 ounces	\$1.90
Rock Phosphate	2 pounds	1.75
Dolomite Limestone	2 pounds	1.75

PLASTIC POTS

"White or Utility. All Postpaid. Please specify type. If not specified our choice will be sent."

	25	50	100
1½" Regular	\$ 1.85	\$ 2.85	\$ 4.90
2½" Regular or Square	1.95	2.95	5.15
2½" Regular or Square	2.25	3.85	6.20
3" Reg. or Square, or Tub	2.55	4.60	7.75
3½" Regular or Tub	2.95	5.15	9.04
4" Regular or Tub	3.25	5.90	10.35
5" Tub	6.25	11.40	21.50
6" Tub	5/2.95	10/5.00	25/7.75

Black Plastic Saucers	25	50	100
3"	\$ 2.95	\$ 5.60	\$10.35
4"	3.85	7.00	13.00
5"	4.45	8.55	16.00
6"	5.25	10.10	18.60

Due to high postage minimum order \$6.50.

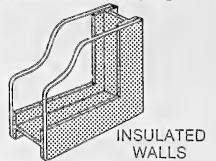
Complete list of house plant supplies for stamp.
Texas residents include 5% Texas Sales Tax.

THE WALKERS

Box 150-X

Luling, Texas 78648

ENERGY- SAVING DOUBLE- WALLED GREENHOUSES FROM JUST \$499



Now you can grow economically year 'round in the only greenhouse that solves the energy-cost problem. Laboratory tested in Vermont, rigid double-pane thermal walls are 244% more heat efficient, shatterproof, and maintenance free. Free-standing and lean-to models, no foundations required. Factory direct only, 5 year total house warranty.

Call or Write
for Information



P.O. Box 2235, Dept. AV
Grand Central Station
New York, N.Y. 10017
(212) 686-0173


Lumen-Liter Plant Stands are made of Gleaming Aluminum square tubing with high impact soft green trays. Lights are easily adjustable above trays with chains.



Send stamp for literature.

Naturescent, Vitalite,
Gro-Lux tubes, lamps,
trays and timers, etc.

Ripe-N-Gro Sunlite 17 in. diameter 19 in. high Avocado Green with 22 watt wide spectrum Fluorescent Lamp \$28.95 P.P.
Spot-O-Sun Grolite Planter, Avocado Green \$19.95. Can be used with timer.



4 Tray \$39.95



8 Tray \$52.95

Fixtures for above stands with 2-24" — 20 watt cool white tubes \$15.95 each with cord, plug and switch. Add 4% tax in Wisconsin.

FLORALITE COMPANY

4124A East Oakwood Rd.

Oak Creek, Wis., 53154

phone (414) 762-1770

FEED AS YOU WATER FERTILIZER

When used as directed assures your plants of proper fertilization.

**8-oz. Package makes 192 Gals.
Only \$1.75 ppd.**

By mail write Butterfly Brand
P. O. Box 874 Friendswood, Tx. 77546
or see our Violets and Supplies

LA MARIPOSA GARDENS • BAYOU GARDENS

1303 Nasa Rd. One 2302 Hwy. 518
Houston, Tx. 77058 Friendswood, Tx.

Most supplies Retail & Wholesale

AFRICAN VIOLET STARTER PLANTS

10 ORIGINAL VARIETIES, SAINTPAULIA SPECIES,
HONOR ROLL VARIETIES AND OTHERS.

Send large stamped envelope for listing.

ALBERT G. KRIEGER

1063 Crambrook Jackson, Mi. 49201

SORRY—but we had no way of anticipating the great response we had from our last advertisement—we are way behind—and we apologize—Business is just **too good**. Thanks to you!

THE PARSON

3917 Island Home Pike
Knoxville, Tenn. 37920

Send stamp for list of the best of the new introductions including our own

"ADIEU"

also standards and miniatures from Rev. Blades, Granger, Lyon, Fischer, Maas, Arndt, Schmellings, Flower Pot, House of Violets, Swift's and Champion's.

Imperial Gardens

P. O. Box 17188

Wichita, Kansas 67217

MINIATURE LOVERS

We have on our list 100 new and old varieties of miniatures. Also semi's and standards. Please send 15¢ for listing to be ready soon.

The Flower Pot

Stevens Street
Albert Lea, Minnesota 56007

Shirley's Bloomin' Blossoms

25 fresh cut leaves (your choice).....\$5.00
Order now for early Spring delivery.

Listing 25¢

8755 Rushside Drive
Pinckney, Michigan 48169
313-878-9219

PLASTIC POTS

ROUND AND TUB

	10	20
1 3/4"	.40	.70
2 1/4"	.50	.85
2 1/2"	.70	1.00
3"	.85	1.50
3 1/2"	1.00	1.80
4"	1.30	2.40
4 1/2"	1.50	2.80
5"	2.50	4.40

PLASTIC POTS

WHITE AND GREEN

	50	100	500
	1.60	3.00	13.00
	2.00	3.50	15.00
	2.25	4.25	20.00
	3.25	6.25	30.00
	4.00	7.50	35.00
	5.50	10.50	50.00
	6.00	11.50	55.00
	10.00	18.00	75.00

PLASTIC POTS

ALL FIRST QUALITY—NO SECONDS

Type	Color
Round Only	White or Green
Round or Square	White or Green
Round or Square	White or Green
Round or Square	White or Green
Tub Type or Square	White or Green
Tub Type or Square	White or Green
Tub Type	Green Only
Tub Type	White Only

We May Have To Substitute Color Available

WICK WATER WITH PLASTIC WATER RESERVOIRS (Snap on Lids)

16-oz.	20 for 4.25	50 for 9.25	100 for 16.50	500 for 70.00
32-oz.	20 for 7.75	50 for 17.75	100 for 33.00	500 for 110.00

RESERVOIRS LAST FOR 2 TO 5 WEEKS

PETERS' FERTILIZERS

Violet Special 12-36-14	12 oz.—\$2.00	House Plant 15-30-15	16 oz.—\$2.00
Variegated Special 5-50-17	12 oz.— 2.00	Perlite	4 Qts.— .75
General Purpose 20-20-20	16 oz.— 2.00	Vermiculite	4 Qts.— .75

MINIMUM ORDER \$10.00 plus \$1.50 Shipping. Florida resident add 4% State Sales Tax.

The Violet House

15 S E 4TH AVE.

GAINESVILLE, FLORIDA 32601

PHONE 904/377-8465

THE PARK NURSERIES AFRICAN VIOLETS

1200 St. Clair Avenue

ST. PAUL, MINNESOTA 55105

Our New Varieties Are Terrific!

Huge stars, doubles, unusual multicolors. All are dependable show plants that will be a thrill to grow. Only quality plants shipped.

Write now for a list of Park Nursery new introductions.

We ship all winter by REA Air Express. Minimum 25 plants retail or 100 plants wholesale.

For optimum growth & blooms ... Feed as you water the PLANT MARVEL way



Complete water soluble Plant Food for growing African Violets

Plant Marvel's African Violet spray is ideal for all house plants



The PLANT MARVEL 12-31-14 formula is a scientifically balanced, 100% water-soluble, plant food. Leading professional growers, as well as many amateur growers of African Violets, prefer this formula. It delivers needed nutrients in immediately usable form and in just the right proportions. This remarkably efficient, water-soluble fertilizer supplies the entire root system with all the essential NPK and minor elements. As a result, optimum, healthy growth and blooms are promoted. Your order is always welcome. 8 oz. can—\$2.10; 1 lb.—\$3.10; 2½ lb.—\$5.90; 5 lb.—\$9.20.

Get positive results with this remarkably effective, all-around, insecticide spray. Kills hard-to-get-at Mealy bugs, Soft Brown Scale, Aphids, Spider Mites, and many other insects. No harm to blooms or foliage, when used as directed. Won't stain fabrics or wallpaper. Harmless to children and pets. Here's the ideal insecticide for African Violets, Ivies, Begonias, etc. 5 oz. can—\$2.00.

Postage included. — NO C.O.D.'S.

PLANT MARVEL LABORATORIES

• Dept. AV75 • 624 West 119th St. • Chicago, Ill. 60628

1975 REVISED
"AFRICAN VIOLET HANDBOOK FOR
JUDGES AND EXHIBITORS"

SALMON COVER—All 1975 rules, changes, awards, information updated, plus new material. Due to increase in printing and postage, \$3.00 per copy, including postage. Discount on orders of 25 or more.

RUTH G. CAREY

3900 Garden Drive Knoxville, Tenn. 37918

LOUISE'S GREENHOUSE

Fresh Cut A.V. Leaves List 20¢

VISITORS WELCOME

LOUISE PITTS

P. O. Box 767 Sour Lake, Texas 77659
Phone 713—287-3387

ROSE KNOLL GARDENS
In the Heart of Lincoln Land

Newest varieties by Hawley, Lanigan, Grangers, Lyon etc. Due to expanding costs of supplies, labor and postage, we will NOT ship. Visitors most welcome. Clubs wishing to visit, please call for a special welcome.

No list

No shipping

MR. AND MRS. JEFF RHOADES

Assumption, Ill. 62510 217/226-3249

CONNIE'S CREATIONS

Many beautiful colors in this seed mixture. \$1.50 and stamped envelope.

Mrs. Constance R. Koch


4934 W. Ainslie St.
Chicago, Ill. 60630

For the Finest in Indoor Gardening!

ENJOY A FLORACART

World's Finest Portable Indoor Garden

For use with Rapid Start Fluorescent Lights!



ENTER YOUR
PLANTS IN

1976

AVSA CONVENTION

WIN A
FLORACART

NOTE—The manufacturers of the popular FLORACART are happy to again present a FLORACART (Model BA3 complete unit) as an award.

Class—The AVSA COLLECTION AWARD, composed of three different AVSA registered varieties of African violet plants. A member may enter only one collection and each plant must score 90 or more points.

- 1953 Mrs. Ronald B. Beaume, Detroit, Michigan
- 1954 Mrs. E. L. Perdue, Donaldson, Tennessee
- 1955 Rev. Harold L. Thompson, Birmingham, Michigan
- 1956 Mrs. L. A. Beck, St. Joseph, Missouri
- 1957 Mrs. J. R. Bush, Muncie, Kansas
- 1958 Mrs. Edward Casey, Rochester, New York
- 1959 Mrs. Clarence Kuder, Bowling Green, Ohio
- 1960 Mrs. Alexander R. Colyer, Brightwaters, New York
- 1961 Mrs. Joseph Tross, Indianapolis, Indiana
- 1962 Mrs. J. W. Shary, Richmond, California
- 1964 Mrs. George Phillips, Arlington, Texas
- 1965 E. D. Wvke, Columbus, Indiana
- 1966 Mr. Johnny Muzartza, Miami, Florida
- 1967 Mrs. Karl C. Olson, Lynn, Massachusetts
- 1969 Mrs. Wallace Behnke, Newark, Delaware
- 1970 Mrs. Frank Loeffke, Famine, Wisconsin
- 1971 Mr. and Mrs. John Guetridge, San City, California
- 1973 Mrs. Irene Fiedler, Prescott, Wisconsin
- 1974 Brother Blaise, Harrisville, Rhode Island

FloraCart is the original, most popular movable unit for easy indoor gardening! Raise luxurious African violets . . . force spring flowering bulbs and get strong plant from all seeds and cuttings! NOW every FloraCart comes with beautiful molded fiberglass trays (19"x49"x1½") . . . lightweight and strong, easy to keep clean, and impervious to moisture, chemicals, and weather! Choose from two FloraCart models: 3 Trays, \$92.07; 2 Trays, \$67.89. (Light Fixtures additional.) Rugged lifetime construction of aluminum tubing. Has smart new decorator type 2¼" casters. For the heavy-duty 4" casters shown in picture, add \$1.75. Equip your FloraCart with Combolite fixtures designed especially for flower culture, combining incandescent and fluorescent lights, proved superior to either one alone!

Write today for illustrated catalog. When you order, send check, money order or use Master Charge or Bank Americard. Give number.

Ohio residents add 4½% Sales Tax

**Tube
Craft inc.**

1311C West 80th Street
Cleveland, Ohio 44102

**Now's the
time!**

To Get Your AVSA
Dues in EARLY!!
Expiration Date is Feb. 28

Granger 76

We are pleased to offer the following new hybrids for Spring of 1976

Faith

Pink Electra

Pink Granada

Red Gold

Red Flame

Lavender Spice

These six varieties along with our other introductions available from your favorite retailer. Wholesale list to dealers and growers available for self addressed stamped envelope. Retail sales at the greenhouses only, sorry we do not ship retail. Early ordering is advisable since we are in a constant oversold condition regarding blooming plants. All 2½" stock mainly for growing on only and not necessarily in bud or bloom. United Parcel Service shipping begins about May 1st. Air freight shipping all year dependent on weather conditions.

GRANGER GARDENS

1060 WILBUR ROAD

MEDINA, OHIO 44256

Phone 216-239-2349

Greenhouses open to wholesale and retail trade 8 A.M. - 5 P.M.
Closed Sundays and Holidays

WISERWAY

Doug Wiser, P. O. Box 5573, Redwood City, California, 94063

WATERWICKS

Calif. Buyers add 6% Sales Tax.

THOUSANDS SOLD! NO PRICE INCREASE!

Repeat Orders Prove Their Efficiency. Will water from top or bottom of Pot * Last Indefinitely * Will Not Rot or Mildew * Supplies Proper Amount of Water For Average 4" Pot * **WICK STAYS IN POT** * Adjustable Flow * Feeds Nutrients With Water.

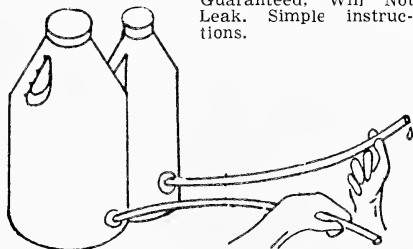
12 WICKS—\$2.00 20 WICKS—\$3.00

SPECIAL! 50 WICKS—\$6.50 ALL Ppd. PROMPTLY!

supplies approx. 1 fld. oz.
per day



Easily installed by anyone in a few minutes. Guaranteed. Will Not Leak. Simple instructions.



Lift or squeeze to stop water

WATER WANDS

MAKE ANY PLASTIC CONTAINER INTO A PERFECT WATERING DEVICE! Use Quart, Half-gallon or larger. VINYL TUBE is 24" Long.

We Also Have "WATER-RITE" Moisture Tabs for Hanging Plants. Color Changes When Plant Needs Water.

6 for \$2.00; 12 for \$3.75 Ppd. Promptly!

"Better Ideas Make Better Products"

(Photo by Schroeder)



PIXIE BLUE
Originated by
B. Sorano

TINA - A Maas Hybrid

(Photo by Burton)



REGISTRATION REPORT



Adele Tretter,
4988 Schollmeyer
St. Louis, MO 63109

The following registrations have been received during the period from July 30, 1975 through September 30, 1975.

BOBBY'S BELLE (2730) WV-E 3 s-d S 9/5/75
Bernice Cresson, Rt. 2, Box 253, Kannapolis, NC 28081

JEANMARIE (2731) D-P 39 df S 9/22/75
Tinari Greenhouses, 2325 Valley Rd., Huntington Valley, PA 19006

LINDA SUE (2732) OXG-E 29 d S 9/27/75
Mrs. Lydia Cramer, 2802 Merrill Ave., Wausau, WI 54001

CRYSTAL ALTA (2733) WPG-E 29 s-df S 9/30/75

CRYSTAL CRESTED RED (2734) R 2 sf S 9/30/75

CRYSTAL BRUCE SPECIAL (2735) WP 37 s-d S 9/30/75

CRYSTAL FANTASY COMET (2736) P&B 9 sfc S 9/30/75

CRYSTAL FLORIDA CLOUDS (2737) WO 9 sfc S 9/30/75

CRYSTAL PANSY BEAUTY (2738) OX 29 s S 9/30/75

CRYSTAL REGENCY RED (2739) R 9 s-df S 9/30/75

CRYSTAL ROYAL PLUM (2740) OX 9 s-dc S 9/30/75

CRYSTAL FLORIDA DOLL (2741) OX 39 d S 9/30/75

CRYSTAL DIXIE HEART (2742) PG-E 3 df L 9/30/75

Chris Huebscher, 3920 W. 16th St., Panama City, FL 32401

RESERVATIONS

The following reservations have been received during the same period as above:

*CREE - CREE * RUFFIAN* 8/13/75 Reserved by Suzanne Kollitz, 115 N. Doheny Dr., Apt. 301, 274-9614, Los Angeles, CA 90048

CORRECTIONS

THE PARSON'S RUFFLES BG-E 35 df L
PRINCE ALBERT WB-E 238 s-dc S

RENEWALS

MAX'S PRIDE 10/1/75 Margaret W. Perrson
*TEACHERS PET * STAR SAPPHIRE * CROWN PLATINUM* 10/1/75 Irene Fredette

DISCONTINUED

*TRUE LOVE * WHITE DIAMOND * YANKEE SUMMER * SUGAR N' SPICE * PINK TU TU * SHAMROCK ROSE * PINK CADILLAC * MING ROSE * AUTUMN WINE * MARBLED PINK * HI-NOON * OLYMPIC TOECH*



GRO-CART is a scientifically equipped indoor plant stand, designed with special fluorescent lights to bring the advantages of an expensive greenhouse into your home. Experiment with hybridizing plants. Grow your own organic foods and herbs, or beautify the decor of your home with spring flowers the year 'round and raise beautiful blooming plants regardless of weather or season, right in your living room.

GRO-CART MODEL GH - 3 SHOWN. SEND FOR FREE BROCHURE AV. WE STILL GROW BEAUTIFUL AFRICAN VIOLETS FOR SALE AT OUR NURSERY ONLY. NO LIST.

OPEN DAILY 10 - 5; SUNDAY 1 - 5


THE GREEN HOUSE
9515 Flower Street • Bellflower, California 90706



YOUR LIBRARY

Mrs. M. E. Garner
1010 Edgewood S.E.
North Canton, Ohio 44720

HAPPINESS IS — AFRICAN VIOLETS IN OUR BICENTENNIAL YEAR — 1976.

This is a good time to review and study the history of the African violet and some of the species and early hybridized varieties. The way they grow and bloom they truly are violets for all seasons. That is what makes them so popular and the increasing membership in our society is proof of that fact. Over 18,000 members!

It is nice to think ahead a few months to our convention in Atlanta, GA. It is a warm and friendly thought at this time of year — with much anticipation. Do mark off the dates of April 29, 30, May 1, 1976 and plan to be a part of this fine group. It is very educational, not only from the African violet convention programs, but also because of the location in our country and the city in which it is held. There is a lot to see and learn about Atlanta. Many good things are being planned by the committees that will make this a very memorable year in our history.

This is your chance to do something really big about it all and enter your plants in the show.

A new year means new programs for most affiliate meetings. These programs, projects and lots more are in your yearbooks. I know many of you plan to enter your yearbooks in competition for the four cash awards. This year the yearbooks will be judged according to the new (1975) handbook rules. Be sure to send your yearbook to Miss Nancy D. Willets, 6115a Pershing Avenue, St. Louis, MO 63112. Yearbook entries should be mailed to her postmarked no later than March 1, 1976. Don't forget to send two (2) this year.

We are trying to go over all the library slide programs and keep them in good usable condition. Some of them are showing wear and while we plan for new programs to be added each year, we will try to keep some of the basic good ones so that they can be used and enjoyed. At this time I would like to recommend that when your club is going to present a slide program to your members and guests that you use a carousel type projector. This way you do not have to mount each slide in a frame — instead they are placed in a slot in the order they will be shown. This will save the slide mountings from becoming worn around the edges and less chance of bending the slide. Please follow

the four suggestions presented in the last issue of the magazine under YOUR LIBRARY (page 51). We have received several excellent suggestions for new programs. Look for them in the future and keep sending your suggestions and any good color slides you think we could use. The library slide programs have become so popular that we are working hard to meet all your requests. Clarice Bell in the Knoxville office is doing a fine job. When there is one set of slides for a program it must be carefully scheduled so that there is adequate mailing time. Therefore, we ask that you request your programs as far in advance of your scheduled meeting as possible and by all means return them right away to the Knoxville office by **FIRST CLASS MAIL**. These rules are in the June issue of the magazine on page 62.

Good violet growing and showing to all.

SIM T. HOLMES IN HOSPITAL

Sim T. Holmes, one of the African Violet Magazine's advertisers, entered Mayo Clinic after lying flat on his back for two months with a blown disc.

Mr. Holmes has hundreds upon hundreds of orders piled up on his desk waiting to be filled and shipped.

"But," he wrote, "I can't get out of bed. We are more than five months behind because of the great demand. We now have 25 varieties of the Parsons series, but just haven't been able to get all the orders shipped. I need the prayers of all our violet people."

Soil Mealy Bugs

The mealy bug is found on the roots of African violets and is a small white insect covered with waxy threads and small droplets of honeydew at certain times, and is about 1/8 inch in length or less. It feeds on the roots, sucking juices, is very abundant and 700 to 800 insects may be found on the root of a single plant. Infested plants grow slowly, have small, yellowish interior leaves, and may die.



**MANELTA
LANIGAN
Presents
TWO SUNLIT
BEAUTIES**

(Photos by Schroeder)

**SUNLIT
GRAPE**



**SUNLIT
SUGAR PLUM**

CATHERINE
HAWLEY
PRESENTS
TWO OF
HER
HYBRIDS

(Photos by Schroeder)



HI-LANDER



PRESTO PINK

Saintpaulia's Family

Mrs. W. F. Anderson
St. Louis, Missouri

Wild plants are named according to the International Code of Botanical Nomenclature. Plants that arise in and are maintained in cultivation are given cultivar (non-Latin) names governed by the International Code of Nomenclature for Cultivated Plants. Plants are grouped in families which are further subdivided into genus, species and variety or cultivar for cultivated plants. According to the International Code of Botanical Nomenclature, plants have a two part Latin technical name which includes genus and species. The genus part of the name designates the general type of plant being considered. The species part of the name may be a descriptive term.

FAMILY

A plant family is an assemblage of genera (plural for genus) closely related through similarity of the arrangement of structural characters, mainly in flower parts.

The family to which the *Saintpaulia* belongs is named GESNERIACEAE (gez - or jez-nair-ee-ay-see-ee). It is a large family of mostly tropical herbs containing over 120 genera. People who grow them use a more familiar term "gesneriads."

The family name is in honor of Konrad von Gesner (1516-1565) of Zurich, Switzerland, the most celebrated naturalist of his day. He collected and described plants and animals, thus providing a starting point for the work of his successor.

The general characteristics which are typical and distinguish the GESNERIACEAE family are: leaves are simple, having only one blade to the main leafstalk; flowers have a tubular calyx, 5 parted or 5 lobed; the corolla is tubular, often with a considerable tube, the 5 lobes are usually unequal and often definitely 2-lipped and strikingly irregular; hairs are present and often abundant on stems, leaves and flowers.

Some of the plants in this family which are cultivated besides the *Saintpaulia* (African violet) are: *Achimenes*, *Aeschynanthus* (Lipstick vine), *Chirita*, *Codonanthe*, *Columnea*, *Episcia*, *Gesneria*, *Kohleria*, *Nautilocalyx*, *Nematanthus*, *Petrocosmea*, *Sinningia*, *Smithiantha*, and *Streptocarpus*. These are the plants referred to as "Kissing Cousins" of the African violet since they all belong to the same family of plants.

GENUS

The first botanical subdivision of the family is

into genera. Each of these subdivisions, such as those listed above, is a genus and becomes the first name of the two part Latin technical name which designates the specific plant being considered. The first letter of the genus name is always capitalized. In texts the name is written in full the first time used but may be abbreviated thereafter. The abbreviation "S." could mean *Saintpaulia*, *Sinningia* or *Streptocarpus* depending on the reference which precedes the abbreviation. The "S." is not an abbreviation for species. The abbreviation for species is sp. (singular) or spp. (plural).

The African violet plant's genus name is *Saintpaulia*. When first classified the taxonomist, Hermann Wendland, gave the name in honor of the discoverer, Baron Walter von Saint Paul.

SPECIES

The second name in the two part technical name of a plant is a descriptive term defining the species which is a subdivision of a genus. The term species is both singular and plural. Do not confuse this with "specie" which is money in coin. The species name is not capitalized. In texts it is written in italics.

The *Saintpaulia* species recognized are: *S. brevopilosa*, *S. confusa*, *S. difficilis*, *S. diplotricha*, *S. goetzeana*, *S. grandifolia*, *S. grotei*, *S. inconspicua*, *S. intermedia*, *S. ionantha*, *S. magungensis*, *S. nitida*, *S. orbicularis*, *S. pendula*, *S. pusilla*, *S. rupicola*, *S. shumensis*, *S. teitensis*, *S. tongwensis*, *S. velutina*. Two others appear to be species but are undescribed to date: House of Amani and Sigi Falls.

These species names describe some characteristics of the plant such as *grandifolia* (having large leaves) or *diplotricha* (having two kinds of hairs); or may refer to the geographical location where the plant was first found such as those for *shumensis*, *teitensis*, *tongwensis*; and in some cases the name refers to a person, often the person who collected the plant such as *grotei* and *goetzeana*. *Saintpaulia ionantha* (meaning with flowers like a violet) is the "type" species for *Saintpaulia*. This means (type species) that it was the first plant of this genus classified and described in any botanical literature with a specimen filed in a herbarium.

VARIETY - CULTIVAR

Variety is a botanical term for a closely related

group of plants which make up a species. In the International Code of Botanical Nomenclature, the natural or botanical variety is the fourth subdivision of the plant family. Names of botanical varieties are in Latin form. In the genus *Saintpaulia*, some natural varieties have been classified. These have been found growing wild, are similar to the species under which they are classified and not different enough to rate separate classification as a different species. These names are written in italics preceded by var. (abbreviation for variety) without caps. The African violet varieties are *Saintpaulia magungensis* var. *minima* and var. *occidentalis*; *S. orbicularis* var. *purpurea*; and *S. pendula* var. *kizarae*.

Cultivar is the proper term for a named horticultural variety as distinguished from a natural variety. This is a coined word derived from cultivated and variety and is more specific than variety. The terms cultivar and variety (in the sense of cultivated variety) are exact equivalents. Cultivars are horticultural mutations, plants improved by selection and hybrids named and distributed commercially.

A cultivar name when used immediately following a botanical name is denoted by the abbreviation cv. before the cultivar name or some typographical device such as enclosing the name within single quotation marks. Capital initial letters are used for all words of a cultivar name. Cultivar names are not in Latin and are not written in italics.

REGISTRATION

The African Violet Society of America, Inc. was recognized and appointed as the International Registration Authority for the genus *Saintpaulia* in August 1966 by the International Society for Horticultural Science upon the review and recommendation of the International Commission for the Registration of Horticultural Plants.

Appointment of a plant society to the responsibilities of an International Registration Authority is not given lightly. This appointment was the culmination of 16 years of work by the society plus 18 months of concentrated work to get AVSA rules in conformity with those required by the International Code and in preparing and presenting the case for consideration.

The information, instructions and rules for registration and name reservation was published in THE AFRICAN VIOLET MAGAZINE, Volume 19, No. 3, March 1966 and also in Volume 27, No. 3, June 1974. Information may also be obtained from the instruction sheet which AVSA Registrar, Mrs. Fred Tretter, sends to all who apply for registration of a plant name.

References used for this information were: The

International Code of Nomenclature for Cultivated Plants; STUDIES IN THE GESNERIACEAE OF THE OLD WORLD XV: THE GENUS SAINT-PAULIA by B. L. Burtt; AFRICAN VIOLETS, GLOXINIAS and their relatives by Harold E. Moore, Jr. and Taylor's ENCYCLOPEDIA OF GARDENING.

Appreciation for valuable suggestions is expressed to AVSA Registrar, Mrs. Fred Tretter; Nomenclature Chairman Frank A. Burton; Henry Peterson; Paul Arnold, Registrar, American Gloxinia and Gesneriad Society; Mrs. Joseph D. Batcheller, AGGS; and Dr. W. G. D'Arcy, Research Botanist, Missouri Botanical Garden.

MEANING OF pH

What does pH mean? The letters pH indicate the percentage of hydrogen and refer to the degree of acidity in the soil. This is an important factor since it affects the availability to the plant of the various minerals in the soil.

African violets require a slightly acid soil and a reading of pH 6.5 to 7 is considered suitable. An inexpensive kit for this type of soil testing is available at most garden shops.

STATEMENT OF OWNERSHIP, MANAGEMENT AND CIRCULATION (Act of August 12, 1970; Section 3685, Title 39, United States Code)		
1. TITLE OF PUBLICATION African Violet Magazine	2. DATE OF FILING Oct. 14, 1974	3. ANNUAL SUBSCRIPTION PRICE \$6.00
4. LOCATION OF HEADQUARTERS OR GENERAL BUSINESS OFFICE OF THE PUBLISHERS (Not printer) P. O. Box 1326, Knoxville, Knox County, Tennessee, 37901	5. LOCATION OF THE HEADQUARTERS OR GENERAL BUSINESS OFFICE OF THE PUBLISHERS (Not printer) Knoxville, Tennessee	
6. NAMES AND ADDRESSES OF PUBLISHER, EDITOR, AND MANAGING EDITOR		
PUBLISHER (Name and address) African Violet Society of America, Inc., P. O. Box 1326, Knoxville, Tenn.		
EDITOR (Name and address) Mrs. Grace Foote, 211 Allien Lane, Fort Arthur, Texas 77642		
MANAGING EDITOR (Name and address)		
7. OWNER (If owned by a corporation, its name and address must be stated and also immediately thereunder the names and addresses of stockholders owning or holding 1 percent or more of total amount of stock. If not owned by a corporation, the names and addresses of the individual owners must be given. If owned by a partnership or other unincorporated firm, its name and address, as well as that of each individual must be given.)		
NAME ADDRESS African Violet Society of America, Inc. 707 Hamilton Bank Bldg., P. O. Box 1326 Knoxville, Tennessee 37901		
8. KNOWN BONDHOLDERS, MORTGAGEES, AND OTHER SECURITY HOLDERS OWNING OR HOLDING 1 PERCENT OR MORE OF TOTAL AMOUNT OF BONDS, MORTGAGES OR OTHER SECURITIES (If there are none, so state)		
NAME ADDRESS		
NONE		
9. FOR OPTIONAL COMPLETION BY PUBLISHERS MAILING AT THE REGULAR RATES (Section 132.122, Postal Service Manual) 39 U. S. C. 3626 provides in pertinent part: "No person who would have been entitled to mail matter under former section 4359 of this title shall mail such matter at the rates provided under this subsection unless he files annually with the Postal Service a written request for permission to mail matter at such rates." (In accordance with the provisions of this statute, I hereby request permission to mail the publication named in item 1 at the reduced postage rates permitted authorized by 39 U. S. C. 3626.) (Signature and title of editor, publisher, business manager or owner) Mrs. Clara Bell, Office Mgr.		
10. FOR COMPLETION BY NONPROFIT ORGANIZATIONS AUTHORIZED TO MAIL AT SPECIAL RATES (Section 132.122 Postal Service Manual) (Check one) The purpose, function, and nonprofit status of this organization and the exempt status for Federal income tax purposes <input type="checkbox"/> Has not changed during preceding 12 months <input type="checkbox"/> Free charged during preceding 12 months <input type="checkbox"/> If changed, publisher must submit explanation of change with this statement		
11. EXTENT AND NATURE OF CIRCULATION		AVERAGE NO. COPIES EACH ISSUE DURING PRECEDING 12 MONTHS
A. TOTAL NO. COPIES PRINTED (Net Press Run)		20,100
B. PAID CIRCULATION 1. SALES THROUGH DEALERS AND CARRIERS, STREET VENDORS, AND COUNTERS SALES		17,417
2. MAIL SUBSCRIPTIONS		26,987
C. TOTAL PAID CIRCULATION		26,987
D. FREE DISTRIBUTION BY MAIL, CARRIER OR OTHER MEANS, SAMPLES, COMPLIMENTARY, AND OTHER FREE COPIES		91
E. TOTAL DISTRIBUTION (Sum of C and D)		17,078
F. COPIES NOT DISTRIBUTED 1. OFFICE USE, LEFT OVER, UNACCOUNTED, SPOILED, AFTER PRINTING		339
2. RETURNING FROM NEWS AGENTS		
G. TOTAL (Sum of E, F, & G should equal net press run shown in A)		17,417
I certify that the statements made by me above are correct and complete.		SIGNATURE OF EDITOR, PUBLISHER, BUSINESS MANAGER OR OWNER Mrs. Clara Bell, Office Mgr.

PS Form 3526 (Page 1)
Jan 1970

(See instructions on reverse)



**SWEETHEART
ROSES**

VIOLET FRATHEL

(Photos by Grower)

TORCHY



Pythium Root Rot Strikes Southland

Pauline Bartholomew
172 W. Elfin Green,
Port Hueneme, CA

(The following article on Pythium root rot is a reprint from the April 1974 issue of The Council News which is the joint publication of the African Violet Councils of Northern and Southern California. It took me six months to completely get rid of this fungus and during the clean-up procedures mentioned in the article I must have missed a spore somewhere along the line because it wiped me out again. Some Southern California growers have reported three and four recurrences so that will give you an idea of the survival powers of this fungus.)

One of my advisors mentioned in the article was Mr. Kenneth Bowman of Malibu, CA, a commercial nurseryman and former Superintendent of Floriculture and Ornamental Horticulture at UCLA. Mr. Bowman recommended I add this warning for greenhouse growers or commercial nurseries: When moving flats of plants about, never lift them above the level of the benches. Soil particles sifting from the flats lifted over other benches can pass existing pathogens on to clean stock.

About the time I was having my fungus-induced nervous breakdown, D. J. Lidiak of Austin, TX, sent me an S.O.S. for a shipment of Truban® fungicide as she couldn't find any in Austin. Her problem had been diagnosed as Phytophthora, which is also a water mold fungus. We thought it would be of interest to submit our stories together; not to scare you to death, but in the hopes our experiences will be informative. The symptoms on these diseases are entirely different, so the reader should not confuse the two articles as being on the same subject. — Pauline Bartholomew)

In the last issue of the Council News I expressed concern over the growing reports of Pythium in the Southland. My concern has now turned to outrage because this insidious fungus has now decimated my own collection and Santa Monica Bay AVS has cancelled their spring show because of it.

I set out to learn all I could about Pythium and many days were spent on the phone and reports studied. I learned almost more than I cared to know about Pythium and other water mold fungi. This was a very complex problem and there would be no clear cut, simple solution. Give me a bug any day because a mite is a mite and the cure is absolute. I outlined my sanitation procedures, or rather the lack of them, at the request of one commercial grower I talked to and asked why I had managed to escape this more serious problem for so many years. "Pure dumb luck," was his candid reply.

I make no claims as an instant expert and rather than quote each source directly, I gratefully acknowledge the following people for their help, advice and sympathy: Dorothy Bruce, whose eagle-eye spotted a report on "Pythium Root Rot of Ivy" from the Extension Plant Pathologist, Berkeley, and whose library turned up the University of California Manual 23 on container grown plants; Andy Anderson of The Green House, Bellflower; Cecil Hammer of Lakeview Terrace; Clayton Smith, Universal Orchids, Santa Barbara; Larry Coltus, Pacific Flower Growers, Oxnard; Mike Claridge, Coastal Ag Chem Co., Oxnard; and most of all to Ken Bowman, Bowman's African Violets, Malibu, and Dick Baldwin, U.C. Extension Service, Farm Advisor Office, Ventura, for their enthusiasm in helping me tackle this problem and

their time spent in checking this report for accuracy.

Mr. Baldwin and I spent the better part of two hours tearing violets apart, dissecting roots and examining everything under a microscope. This eliminated some of the more obvious possibilities. The next step was to send the whole mess to the lab for more extensive testing. He warned me that the tests might be inconclusive and that often, by the time the infected plant reaches the lab, many pathogens are in evidence and it is difficult, if not impossible, to determine what the original offender was.

DEFINITIONS

WATER MOLD — A primitive type of fungus that lives in very moist soil; some are able to parasitize plants. **PATHOGEN** — An organism or virus capable of causing diseases in a host plant. **FUNGUS** — A primitive plant that lacks chlorophyll and is undifferentiated into root, stem, or leaves; it reproduces by spores. **SPORE** — A reproductive body of fungi and bacteria by which the fungi spread or survive unfavorable conditions. **RETARDANT MICROORGANISMS** — Microorganisms which delay growth of, or disease production by other microorganisms. **SOIL MIX** — Refers to the soilless mixes most of us use. **SOIL TREATMENT** — Treatment of soil or components of soilless mixes by steam or chemicals. What we commonly refer to as sterilizing, but which is actually pasteurizing, since all soil organisms are not killed, leaving beneficial ones to give some "life" to the mix.

FUNGUS: WHAT IS IT?

Damping-off and related diseases are most frequently caused by *Rhizoctonia solani*, but also by water molds (*Pythium ultimum* and *Phytophthora* spp.). Less important are the cottony-rot fungi (*Sclerotinia sclerotiorum* and *S. minor*) and the gray mold (*Botrytis cinerea*). The destructive *Rhizoctonia* and water molds produce no important air-borne stage and their spread is, therefore, largely dependent on the transferring, by fingers, tools or splashing of water, of soil particles or plant fragments in which they are present. Another possible source of contamination is spores of the water mold present in water stored in a tank or reservoir.

By the very nature of the cultural procedures we practice in growing our African violets, we create a favorable environment for these diseases. High humidity, constant saturation of the soil, possible salinity buildup particularly with wick watering or lack of proper leaching with top watering. Since the changing of our cultural procedures would result in poorly grown plants, then the obvious conclusion is to put into practice methods that will shut the door to these pathogens.

SYMPTOMS

These were my first indications of trouble and a comparison with other growers with the problem indicated pretty much the same description. The more mature plants, in 5" pots or larger, showed the first signs with severe bunching and brittleness of the center crown. In the younger plants in 4" pots, the center leaves remained flexible but definitely not healthy looking. About 45 days later most of the plants in 4" pots were showing a yellow/green, mottled discoloration and some distortion of the center leaves and on some varieties a greyish look similar to mite damage. This greyish look is typical of plants which are not growing due to root damage. Within days of these first, really visible signs, the center crown was completely ruined. The potted up plantlets were the last to show signs of the trouble and so far only about 25% of these are affected. Plantlets on the mother leaves in vermiculite were unaffected.

DRENCHING

Since the one report indicated Truban * as one of the most effective fungicides for control of

* See chart on fungus diseases in the Article, "Fungus Can Be Deadly If You Let It" on Page 28 for chemical/formula and other pertinent information on this fungicide.

Pythium, I immediately soil drenched using one teaspoon to the gallon. Every plant in the place was drenched including other house plants. This drench was repeated four weeks later and as of this writing there seems to be no further deterioration of the affected plants and the unaffected plantlets look healthy.

Truban® W.P. (wetable powder) costs \$8.03 a lb. and minimum purchase is 2 lbs. so Ventura County AVS and Santa Monica AVS packaged Truban® in one oz. bags and made it available to the members through the supplies chairman. A 1 oz. bag makes approximately 9 gallons of drench. The information (warning, etc.) on the original bag was duplicated and stapled to each individual bag.

SOIL TREATMENT

Microscopic plants and animals in soil mixes make up a very complex and ever-changing balance. Treatments by steam or chemicals of soils, or some of the components that make up the soilless mixes such as sphagnum peat and fine sand, achieve many excellent results. Soil-borne plant pathogens are controlled, weeds and insects are eliminated, and very marked plant growth results.

The disadvantage is that the treatment destroys a large part of the soil microorganisms for the first few days; then they rise and eventually exceed that of untreated soil. During this vulnerable time, if the first organisms to return are plant pathogens, or if contamination is introduced, then the pathogen has no severe competition from the retardant microorganisms and thus may develop more rapidly and be more virulent. Careful sanitary procedures must be used in the handling of soil mixes thus treated.

In much the same way, the danger exists in using a fungicide as a drench in less than the recommended amount. Treatment-resistant pathogens may not be killed while other soil microorganisms are, and thus the balance is upset allowing the pathogen to infect more severely than the original form of the disease. Drenching may merely suppress soil fungi and since the spores can survive for long periods of time, this would only postpone the disease and it could crop up later. This is why many of the experts do not recommend fungicidal drenching as a preventive measure. One expressed the opinion that the introduction of any chemical such as a nematocide or fungicide, as a preventive measure, either into the soil mix or as a drench, would have a detrimental effect on a sensitive plant like the African violet. He feels that rigid sanitation measures are the only answer.

SANITATION

It is of the utmost importance that careful san-

itation be practiced. Stop the trouble before it gets a hold rather than wait until the appearance of diseases (or pests) force often unsatisfactory corrective measures. Sometimes we tend to get complacent and thus careless. You can always blame your first trouble on ignorance or inexperience but my track record is four times careless which makes me three times dumb. This last problem however, has made a believer of me and if I'm half as smart as I think I am, any future reports I might write will be on someone else's problems.

The essence of a successful sanitation program is the positive mental attitude of the grower. When I expressed dismay at the seemingly impossible task of controlling the spread of this pathogen, one nurseryman told me to think of the plant room as a kitchen, "In your kitchen you routinely practice sanitary methods in the preparation of food. The plant room is no different. Learn the proven sanitary methods and use them consistently until they become second nature to you."

1. Each time you start to work on your plants, mix up a fresh Clorox® solution (the chlorine content of bleach will dissipate in about 4 hours). The opinions on the strength of the solution ranged from 10 to 20 parts water to 1 part Clorox®. Dip all tools after each use and don't forget the hands. Frequently wipe down potting bench, trays and shelves. Clean the bucket or utensil used to dip water or soil mix from your storage containers after each use. Keep these containers tightly closed and rinse them in the solution between each filling. If possible, mop the floor of the plant room with this solution and don't place watering pots and dipping pitchers on the floor while working. Wash used plastic pots, plant markers, etc., thoroughly with a detergent and a follow-up rinse with Clorox® solution can't hurt. One grower recommends a 10-minute soak in the solution for hard materials such as plastic and a 20-minute soak for wood items; allow to dry and then rinse.

2. It is a good practice to saucer each pot, particularly if you are in the process of decontamination, and as the plants are moved around on the shelves, move saucer and all. Plastic coffee can lids are handy.

3. It is bad practice to finger-poke from pot to pot or to allow the spout of your watering utensil to dip into the soil as you water. Determine the watering needs of your plants by sight and by hefting the pot. If you feel you must finger-poke, as in grooming, then the finger gets dipped in the solution.

4. Practice isolation or build an isolation box. Depending on your plant buying habits, this may

be as small as a cake safe or a large plastic box with a plastic tent rigged over it. The recommended length of time for observation of any newly acquired plant is 30 days. Based on experience, I prefer 45 to 60 days.

Hang a fresh Shell-Pest® strip in your isolation box (or a piece of one for a small box) for about 12 hours. The strip can be rewrapped in the foil bag to save for the next batch. This should eliminate any possible mite, thrips and leaf mealy bug. Check the African Violet Magazine Cumulative Index for good descriptions and information. Washing the existing soil from the roots and repotting in your own mix won't eliminate organisms which have already penetrated major roots and so the observation period is necessary in order to spot possible problems.

5. Make it a routine practice to thoroughly spray rinse all leaf cuttings under running water or dip in a diluted Clorox® solution and rinse in clear water before putting down, even from your own stock. Test a few leaves first.

DECONTAMINATION

If you have an existing fungus problem then your decontamination process must start with the application of the before mentioned sanitation methods but to eliminate the contamination you must be even more diligent in using these methods, being aware of and applying them, with each move you make in your plant room. Of course, the sure way would be to throw the whole lot out, clean up and start over.

After my experiments with fungicidal drenches are complete, I will take leaf cuttings and dispose of all the mature plants that have been affected. The leaf cuttings will be dipped and the discarded soil and plants will be placed in bags and put in the trash. During this process you must be very careful not to scatter any soil particles and afterward, again clean the work area with the Clorox® solution. My surviving plants will be isolated and observed and strict sanitary precautions followed in handling them. Many months of vigilance will be necessary to eradicate this pathogen and you must guard against laxity.

CONCLUSION

Don't let the fear of fungi deny you one of the greatest pleasures of violeting and that is the exchange of plants and leaf cuttings with other growers. By carefully following the recommended procedures you can safely bring new varieties into your collection without becoming paranoid about it. Don't tell your best friend you are going to isolate the plant she gave you. Just do it quietly.

Fungus Can Be Deadly If You Let It

Mrs. D. J. Lidiak
4503 Sinclair Ave.
Austin, TX 78756

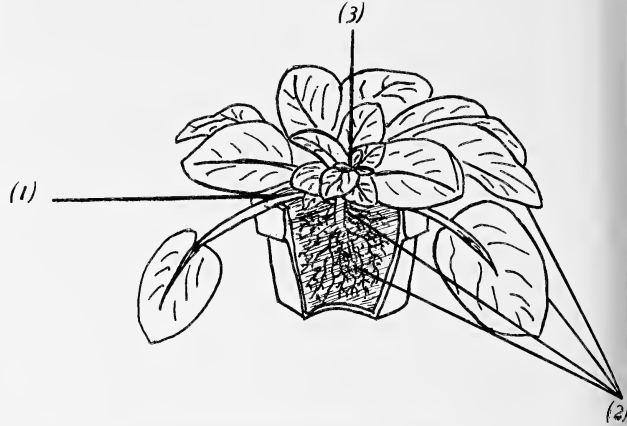
Phytophthora (fi-tof' thōr rā). Six months ago this was a very vague word in the inner recesses of my mind. Believe me when I say, we are now on a "first-name basis." Therein lies the tale.

In December I removed a small violet from my stand and the petiole movement seemed awkward. Upon investigation it was found that the row of petioles closest to the soil line beginning at the main stem had a markedly darkened, yet translucent appearance, resulting in an unnatural limberness. Never having seen anything just like it before, I quickly gave the plant a thorough investigation above and below soil line for a possible clue — all with no results. Although the first row of petioles showed damage out to 1-1½" from the main stem, the leaves on the affected row were still remarkably crisp. The remainder of the plant seemed normal. The roots and main stem appeared healthy. What in the world was wrong?

Having a reasonably small collection, it is possible and not unusual for me to handle each plant at least every couple of days. My vigilance became even more rigid, however, after my first disturbing discovery. No other plant seemed to be affected for a few days, but within the span of a month, I lost a total of 8 plants. The pattern was invariably the same, an apparently thriving plant suddenly developed this dreaded dark color in the lower petioles, and from the time I would discover it within 24-36 hours the plant was gone! Whatever it was worked its way from those bottom petioles to the crown with lightning speed. I tried everything ordinarily recommended for violet diseases, particularly fungi, all to no avail. Then, the crowning blow fell — my pride and joy, a 32" diameter "Blue Boy" went. At that point complete frustration reigned.

Literally folding up the petioles of "Blue Boy" I put it into a plastic bag, and took it to The University of Texas at Austin, Department of Botany. Microscopic analysis found that the fungus *Phytophthora* was present in the soil. At last, a glimmer of light. Finally, I knew what I was fighting. At this point that dimly remembered word "Phytophthora" surfaced. At the 1974 AVSA Convention Dr. Gerald S. Walton* spoke on "African Violets, Their Diseases and Control." I recalled that he had briefly discussed this parti-

*Department of Plant Pathology and Botany, Connecticut Agricultural Experiment Station, New Haven, Conn.



Route of Progression of
Phytophthora in Violets

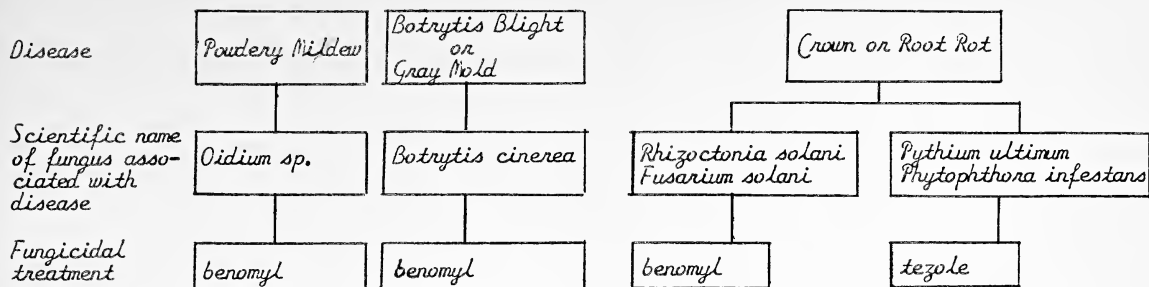
1. The row of petioles closest to soil level develops a dark, translucent appearance, starting at joining of petiole and main stem. Discoloration proceeds outward toward the leaf.

2. The root structure, main stem, and all parts of the plant above the first row of petioles appear unaffected in initial stages.

3. In final stages the infection has been transmitted from the first row of petioles upward until the crown is reached. A sparse, white mold will envelop the entire crown area at this stage. In violets this cycle is quite rapid — 24-36 hours from first infestation to final destruction.

cular fungus. Also, fortunately his talk had been reprinted in the September, 1974, issue of the *AV Magazine*. To quote Dr. Walton's article in part: "... The fungi associated with the problem are species of *Pythium*, *Phytophthora*, *Rhizoctonia*, and *Fusarium*. These fungi are sufficiently different so that no single fungicide will control them all. For example, the first two may be controlled by either Dexon or Truban (tezole), while the last two may be controlled by benomyl." There was my answer as to why the fungicide I had used had not protected my plants — it did not control the correct type of fungus.

The next obstacle I met was where to obtain Dexon® or Truban®. Calling every supplier in the city that might possibly handle the fungicide, I met with no results. So, once again AVSA Hartford Convention to the rescue! Pauline Bartholemew of Port Hueneme, CA, and I had discussed at length the problem experienced in Southern Cali-



List of Available Fungicides

<u>Generic Name</u>	<u>Brand Name</u>	<u>Manufacturer</u>	<u>Chemical Structure of Active Ingredients</u>
benomyl	Benlate	DuPont, Wilmington, Del.	methyl 1-(butylcarbamoyl)-2-benzimidazolecarbamate. (% unavailable)
	Green Light Systemic	Green Light Co. San Antonio, Tx.	methyl 1-(butylcarbamoyl)-2-benzimidazolecarbamate. (50%)
tezole	Dexon	Chemagro, Kansas City, Mo.	p-dimethylaminobenzene diazo sodium sulfonate. (% unavailable)
	Truban	Mallinckrodt, St. Louis, Mo.	5 ethoxy-3-trichloromethyl-1,2,4-thiadiazole (30%)
tezole**	Barrot	Mallinckrodt, St. Louis, Mo.	5 ethoxy-3-trichloromethyl-1-2-4-thiadiazole (15%) dimethyl 4,4-o-phenylenebis (3-thioallophanate) (25%)

**Footnote: Label on this product states that it is a broad spectrum fungicide for the control of soil-borne diseases caused by Pythium, Phytophthora, Rhizoctonia, Thielaviopsis, Botrytis, Cylincladum, Schlerotinia, and Fusarium fungi.

fornia with Pythium, and she had mentioned that Truban had been used with apparent success. (See Mrs. Bartholemew's article "Pythium Root Rot Strikes Southland", page 26 of this issue. The symptoms of the two diseases are entirely different, so the grower must recognize that different problems are being discussed.)

After a telephoned SOS to Pauline, enough Truban® was air mailed for my immediate use. After drenching all my plants as per instructions (and with recommended precautions) no further losses have occurred in my collection to date (July).

When the immediate crisis was past, the basic questions remained unanswered - what had caused the fungus outbreak? What might I have done unwittingly to set it off? What was the common denominator among the plants I had lost - they were not all on one shelf or stand, not even close to one another in most cases; they had not been planted in a soil mixture or by a method that differed in any way from other plants that remained unaffected; sanitation precautions had been carefully followed; and the time lapses between infestations were of varying lengths.

The first basic questions I sought to resolve in my mind were (1) what did Phytophthora "Look Like" and (2) how did it enter my plant area in the first place? The botanical experts in my area and the literature I researched were quick to supply answers which proved to be very discon-

certing. In the first place, without specialized equipment, fungus are not "seen", at least not as we see mites, thrips, etc. Rather, the fungus spores are so small that if 2,500 were laid end-to-end they would cover just about one inch. In answer to the second inquiry, the fungus spore transmits in one of three ways; it may be air-water-or soil-borne, and that of course gives a multitude of opportunities to the "enemy." To compound the problem, after transmission, the fungus may remain dormant for long periods (in some species as long as 4 years).

Specifically, the fungus that had caused my problem was a species known as *Phytophthora infestans* (commonly known as "potato blight"). Historically, it is known that the great famine of Ireland in 1845-46 was caused by this fungus, and researchers at The University of Texas at Austin, Department of Botany, tell me that the potato crop in Texas was seriously damaged several years ago by the same intruder.

Phytophthora infestans lives in the leaves and stems of a plant, sending its hyphae through the tissue between the cells. It not only draws nourishment from the cells of its host and impoverishes it, but it also secretes a poison or toxin causing the plant leaves to wilt, die and in cases of severe infection, collapse in a brown mass. It is my premise that it is this toxin that was responsible for the unusual brown appearance of the petioles in my plants. I have never before seen a petiole take on a

similar appearance, and it was this factor that was responsible for my original feeling that I was treading on strange ground in this matter.

Prior to the destruction of the petiole and leaf, the fungus reproduces itself. Individual hyphae are sent to the surface through the plant pores, and when reaching air they will branch. At this stage, the fungus will manifest itself as a sparse, white mold on the leaf. Applying this condition once again to violets, the first evidence of white mold I noticed appeared when the infestation had worked from the bottom row of petioles upward and reached the crown. By the time this process is accomplished, the plant is an irretrievable mass of pulpy, brown petioles. While trying to decipher my problem, I kept some plants in a completely isolated area for observation, but all information and my experience supports the premise that the plant is past saving once the fungi have been activated. I URGE ANY GROWER TO DISCARD THE PLANT LONG BEFORE THIS STAGE HAS BEEN REACHED. THE PLANT CANNOT BE SAVED AND IS A HAZARD TO A COLLECTION!

From the tips of the hyphae (the white mold on the leaf), swollen reproduction organs (spores) are detached and broadcast through the air. When one lights on a leaf it may remain dormant. It is at this point that weather conditions enter into the picture. Temperature and moisture conditions must be just right for activation. The spores are produced only in cool weather and they invade the host most rapidly at higher temperatures, and since they are a water mold, moisture is required. When activation does occur, the spore sac or reproductive organs liberate a number of spores possessing the power of independent motion, that will soon settle, put forth little germ tubes, penetrate the leaf and a new infestation has begun.

From my own experience and the observation of other cases of Phytophthora in this area with which I am familiar, outbreaks have occurred when damp, highly humid weather conditions prevail. It would seem logical that when one suspects the presence of this disease wisdom would dictate the lowering of room and plant-area humidity as rapidly and as much as possible. It would seem equally wise to discontinue all spraying or misting procedures as this practice produces two negative factors — dampness and air circulation.

As stated earlier, Phytophthora infection cannot be cured, but it need not be endured. Treatment is available. Since this fungus may live for an indefinite period in a dormant state, it then becomes necessary that it be eradicated if at all possible to prevent further outbreaks. Eradication of course, indicates the use of a fungicide rather

than a fungistatic since the latter merely suppresses the organism. There are other products available which I have not used, but the two obtainable in this area are produced by Malinckrodt Chemical Works, St. Louis, MO. One of these products I mentioned earlier as my "life-saver" is Truban®. This product apparently acts upon the Phytophthora in an effective manner — at least it did in my case. The second, and apparently newer product is Banrot®, also a Malinckrodt product. As of this date I have not tried it, although other growers in this area have and met with apparent success.

As any reasonably experienced violet grower knows all too well, there is probably nothing more dangerous than assuming the self-satisfied position of "I have that problem licked." When and how often Phytophthora will make a repeat performance in my collection remains to be seen. I do feel, however, that I am in a more advantageous position in this area than I was six months ago. I am deeply grateful to members of The University of Texas at Austin, Department of Botany for a correct diagnosis; to Dr. Walton and Mrs. Bartholomew for the clue to and means of obtaining the "cure", and to Ted Fisher, Travis County Horticulturist, (Austin) for added information. From here on in, I am on my own, the necessary sanitation procedures plus precautions (regular drenching since I know my collection has been exposed) and vigilance necessary to prevent future disasters are up to me.

If any knowledge about Phytophthora has been gained by any reader of this article, I can only hope that it will prevent that individual from experiencing the complete frustration I faced by not knowing!

Reference Sources

Westcott, Cynthia, *Plant Disease Handbook* (Van Nostrand Reinhold Company), 1971.

Thomson, Sir J. Arthur, *Biology for Everyman* Vol. 11, (J. M. Dent & Sons, Ltd., London), 1934.

Walton, Dr. Gerald S., "African Violets, Their Diseases and Control", *AV Magazine*, Vol. 27, (4), p. 23, Sept. 1974.

Bartholomew, Pauline, "Pythium Root Rot Strikes Southland", *The Council News*, (African Violet Councils of Northern and Southern California), April, 1974.

Fisher, Ted, "Ted's Tips", *The Austin American-Statesman*, Vol. 62 (33), p. 28, July 17, 1975.

Addendum: After the article above was ready for submission, I received a telephone call from

Sandra Leary (author "Of Pests and Pesticides", Vol. 25, Nos. 1-4, AV Magazine) giving me the source of some interesting information on Phytophthora. Although the entire book is of interest, the portion that should be particularly thought provoking to violet growers is the fact that in addition to fungus activation by over watering, soil acidity can encourage an outbreak of Phytophthora. The book, "Soil, The Yearbook of Agriculture - 1957", Francis E. Clark, Wm. Zaumeyer, John Presley, published by The Department of Agriculture.

Results: Negative...

Research On Red Disease

*Frank Tinari
AVSA Research Chairman*

The recent article in AVSA magazine, page 7, Vol. 28, No. 3, June 1975, was not written by any of the research committee. Explaining symptoms and behavior on Saintpaulias, the article described suspected disease and work done at Michigan State on samples sent to them by a member of our society with negative results.

Through the courtesy of various members samples of the above described symptoms were sent to me for comment. The samples were sent to Penn State University Lab for analysis. The results were negative. No disease was found on plants which were carefully examined. The plants in question have red on reverse of the leaves and were stunted in appearance.

Results of the above named universities were both negative.

Here are my personal observations and suggestions:

The plants that I have seen are of a stunted nature with hard brittle leaves at the center of the plant. This particular symptom suggests plants being damaged by cyclamen mite. Leaves do not recover but remain hard and brittle even after plants have been sprayed or treated and the mites killed. I have observed some plants which were sent seem very old with thick long trunks. Plants of this nature cannot syphon water and nutrients through the old trunk. If one wishes to save these plants, these trunks can be cut and rerooted. Better still, root a leaf cutting.

The hybridizers have introduced many

beautiful cultivars over the past 30 years some of which possess striking red-backed leaves. This is a genetic trait of our favorite plant, the African violet, and should not be mistaken for a diseased plant.

Americans Honored By Canada AVS

Dorothy Gray and Cordelia Rienhardt, both past AVSA presidents, have been honored by the African Violet Society of Canada.

Mrs. Gray, who now resides in Clearwater, FL, has been awarded an Honorary Life Membership by AVSC. She also holds membership in another Canadian organization, L'Order de Bon - Temps, America's oldest social club, founded in 1606. Her AVSC Honorary Life membership was the result of her assistance in getting the AVSC organized while she was residing in East Detroit, MI. The award was made at the May AVSC convention in Toronto.

An Honorary Award was also made at the Toronto convention to Mrs. Rienhardt for service to AVSC. The presentation was made at the Awards Banquet at which time she was given a standing ovation by the Canadians. Sylvia Richardson, convention chairman said: "This is an honor richly deserved by one of the loveliest and most gracious ladies to cross the international border and attend the Canadian Convention."

Fellow Americans, Mary Bell, Violet Carey, Mrs. Rienhardt and John Carpenter, along with Canadian Judges, Floyd Chrysler, Sylvia Richardson and Robert Serbin chose as the best in show the old time favorite 'Lullaby', runner up, 'Miriam Steele', and best miniature, 'Little Red', all grown by Sandra Lex of Toronto, and best variegated, 'Nancy Reagan', grown by Yvonne Lambert of Tottenham.

Awards were presented by Cathie Hammond, whose 12-year-old daughter, Lisa, was the big winner in the Junior Division.

Miss Helen Ayles invited all to the next Convention at Moncton N.B. in 1976.

CONVENTION DATES

1976 - Atlanta, GA. Sheraton-Biltmore Hotel, April 27-May 1.

1977 - St. Louis, MO. Chase Park Plaza Hotel, April 26 - 30.

1978 - Austin, TX. Driskill Hotel, April 13 - 15.

1979 - Denver, CO. Albany Hotel, June 6 - 9.

1980 - New Orleans, LA



Musings from the "Mini-Mam"

Mrs. Sidney (Ellie) Bogin
Chr. Miniature and Semimini Class
39 Boyd Street
Long Beach, NY 11561

FALL SHOW WINNERS

NEW YORK STATE AVS COLLECTION - Minis - Commercial

- Tiny Blue
- Midget Valentine - Marty Miller
- Tiny Pink

NEW YORK STATE COLLECTION - Semis - Amateur

- Dancing Doll
- Azure Trinket - Pat Hengeveld
- Leslie
- Best Mini - Timmy - Ruth Meeks

NUTMEG STATE AVS

- Best Mini - Midget Mischief - Julie Adams
- Best Semi - Naughty 'N Nice - Julie Adams

Since we don't disbud the minis and they need repotting every three or four months, January is an ideal time to go over your plants to start getting them ready for spring shows. Make sure your bottom row of leaves is the largest and remove any smaller or yellowed or scarred leaves. Don't worry that their symmetry might be slightly off. There is plenty of time for the plants to fill in. You can push a leaf into place, using a plastic pick, just before the plant needs watering. If you try to push the leaf when the plant has just been watered it might be too brittle and snap.

If you remove leaves, don't forget to remove some of the roots. The addition of fresh soil and removal of old leaves seems to give a plant a renewed vigor and you should find them responding by budding up very quickly and blooming heavily. If they start to come in too soon just cut off those first blooms as soon as they open.

Keep the leaves clean with brushing and occasional washings with lukewarm water. There is nothing as distasteful to a judge as picking up a dirty plant.

'Blue Sprite' has been changed to a miniature and mistakenly was classified as a standard in the AVSA November issue. It has been growing as a mini for me and my committee, but, if those of you who grow it have difficulty in keeping it to that size, please let me know. We do goof once in a while.

If your 'Pixie Blue', 'Pixie Pink' and 'Pique

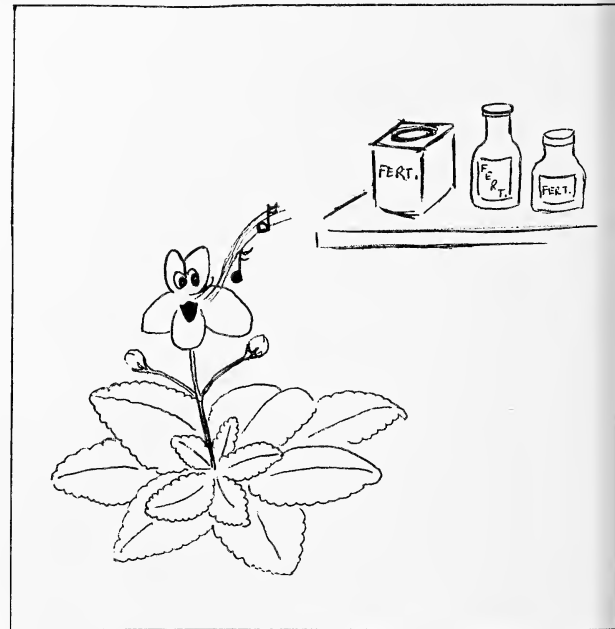
Pixie' start throwing larger leaves, don't worry. It isn't anything you have done. Lyn Lyon says that they are just not stable and there will be variances. If the larger leaves only come from one crown, remove that crown to keep the plant small. If they all turn large just relax and enjoy the plant as it is with its beautiful heavy bloom.

The registration number for 'Dancing Doll' was inadvertently left out of the new variety list. It is 2204.

The 1975 edition of the Miniature and Semi-miniature Culture and Variety list is now available at the price of \$2.00. Please make sny check or money order out to AVSA, not to me or my husband!



Names of newly elected officers are to be sent to Helen Freie, Affiliate chairman -- NOT TO THE EDITOR!



FOOD, GLORIOUS FOOD!

(Cartoon by Sharon Bruce, Worthington, OH)

Great Opportunity for AVSAers To See Some of the Old South

Lotis Smith
Publicity Chairman

The Dixie African Violet Society is looking forward to hosting the AVSA Convention in Atlanta, GA, April 29, 30 and May 1, 1976 at the Sheraton-Biltmore Hotel.

This is a great opportunity for us all to attend a National Convention in the South.

Our Dixie African Violet Society president, Chris Huebscher, is Chairman of the Show to be held in connection with the Convention. Chris has a reputation for "Outstanding Flower Shows". This one I know you will really enjoy, as we are having a Bicentennial theme in keeping with our great country's Bicentennial Celebration.

Atlanta is an exciting place for this celebration. There is much to see and do while in Atlanta. There will be tours of interest planned for your entertainment.

Atlanta ranks second in the nation in air traffic. You may fly in via Braniff, Eastern, Delta, TWA, National Southern, Piedmont, Pan American, Northwest Orient and United Airlines.

There are six railroad systems and Greyhound and Trailways bus systems going through the city gates; and good highways if you plan on driving.

Whether you want souvenirs from Underground Atlanta, an antique from Vining's, an emerald from Tiffany's or furs from Sak's, Atlanta has something for everyone. For suburban shopping, Lenox Square, Phipp's Plaza, Perimeter Mall and Northlake Mall all have a variety of specialty shops. This is a great opportunity for shopping Rich's, the Southeast's largest department store, or other prestigious stores, such as Davidson's Muses and J. P. Allen's, Lord and Taylor and Neimann-Marcus.

Atlanta has a variety of scenic and historical attractions to visit: The Eternal Flame of the Confederacy, the State Capitol, Grant Park Zoo, The Governor's Mansion, Atlanta University, Georgia

Institute of Technology, Emory University, Lockheed, Peachtree Center, Robert Burns cottage, the Wren's Nest and many, many more, all too numerous to mention. Why not plan to have a few extra days before or after convention to enjoy this great city?

See you in Atlanta.

Nomination of 1976-77 Officers

The following slate of officers will be submitted for election at the annual business meeting of the African Violet Society of America, Inc., in Atlanta, GA, on Saturday, May 1, at the Sheraton-Biltmore Hotel:

OFFICERS

- President Mrs. Edward A. Nelson
St. Louis, MO
- First Vice President Mrs. M. E. Garner
North Canton, OH
- Second Vice President Mrs. Wm. J. Krogman
Brookfield, WI
- Third Vice President Harvey L. Stone
Marblehead, MA
- Secretary Mrs. Lizeta Tenney Hamilton
Hightstown, NJ
- Treasurer Miss Florence M. Garrity
Roslindale, MA

DIRECTORS

- Mrs. Ross V. Lahr Littleton, CO
- Lloyd Lyn McArthur Atlanta, GA
- Mrs. Mary A. Boland Alexandria, VA
- Lawrence B. Grissom Beaverton, OR
- W. M. Plaster Shreveport, LA

- Nominating Committee:
- Past President, Mrs. W. F. Anderson
 - Past President, Frank Burton
 - Member of Committee, Mrs. Sidney Bogin
 - Vice Chairman, Mrs. Wayne Schroeder
 - Chairman, Mrs. Harold Rienhardt

MAGAZINE BINDERS

Sold only in pairs, \$7.00 a pair postpaid.
Send order and check to AVSA, P. O. Box
1326, Knoxville, Tenn. 37901.

Tours Set for 1976 Convention

Lloyd Lyn McArthur
Tour Chairman

A. TUESDAY ALL DAY – Little White House and Callaway Gardens

Leave Sheraton Biltmore Hotel 9:30 a.m., Tuesday, April 27, 1976, return 5:00 p.m. Lunch at Callaway Gardens included. Price: \$17.50.



Franklin D. Roosevelt built the small house at Warm Springs, Georgia, himself. The house is located on a beautiful site on the slopes of Pine Mountain. President Roosevelt first visited Warm Springs in 1924 to test its pools as an aid in

recovery from his infantile paralysis. He found exercise in the warm bouyant water beneficial and became interested in developing the resort for others similarly afflicted. He developed the Georgia Warm Springs Foundation and the health facilities. The house is maintained substantially as it was when he died there April 12, 1945. You will also visit the guest house, the servants' quarters, the bump gate, the WALK OF STATES, memorial fountain, and the museum.

From Warm Springs you will travel on to Callaway Gardens where you will view 2500 acres filled with wild and cultivated flowers, shrubs, and trees, an old covered bridge, woodland chapel, and log cabin built in 1825 which is now used as a museum.

Luncheon at Callaway Gardens Inn included. Tour fantastic green houses in the middle of the gardens. The tour of Callaway Gardens is guided by Callaway's own guides.

B. TUESDAY EVENING – Atlanta Night Life
Leave Sheraton Biltmore Hotel 6:15 p.m., Tuesday, April 27, 1976. Return around 11 p.m. Price: \$21.00 including all transportation, dinner, theatre, tax, and gratuities.



Every city has fine restaurants. Atlanta has one which rates according to some as one of the top ten in the nation: The Midnight Sun. Long known for its food, the Midnight Sun has just added a new dimension: Dinner Theatre. The Mid-

night Sun Dinner Theatre always presents top Broadway Theatre with a steller performance from a leading name in stage or theatre (all details will be given as soon as possible as to what production, who is starring, etc.).

C. WEDNESDAY ALL DAY – Little White House and Callaway Gardens

This is the same tour as A above and is being offered for those who would rather or must go on Wednesday. Other than the date, everything else is the same.

D. WEDNESDAY ALL DAY – Southern Heritage

Leave Sheraton Biltmore 9:30 a.m., Wednesday, April 28, 1976, return 4:00 p.m. Lunch at Anthony's included. Price: \$15.00.

This tour goes out scenic Peachtree Street past the Memorial Arts Center to the Atlanta Historical Society located in Atlanta's exclusive N.W. residential area. The Atlanta Historical Society Estate is comprised of the

Swan House Mansion and grounds, the Tullie Smith House, and acres of landscaped grounds. You will tour the Edward Hamilton Inman mansion, Swan House, which was completed in 1928. The Swan House architect, Philip Trammell Schutze, Prix de Rome – 1915, is one of the areas most renowned architects. The Georgia State Garden Club earned the civic development medal for the most outstanding project in the nation at the May 1975 convention of the National Council of State Garden Clubs for their energetic conservation and beautification of the 22 acres of grounds surrounding Swan House and the Tullie Smith House. The Tullie Smith House was built circa 1840 and is one of the last surviving pre-civil war houses in the Atlanta vicinity. The Tullie Smith House is included on the National Register of Historic Places. From the Atlanta Historical Society Estate, you will ride through Atlanta's exclusive Northwest residential area which should be ablaze with color in April 1976 to the Georgia Governor's Mansion. Your tour through this Greek Revival Mansion will reveal many find antiques. There is also a small greenhouse on the property. Lunch, including all costs; is at Anthony's a charming ante-bellum house featuring excellent cuisine. After lunch the tour goes to Roswell, Ga., for a visit to Bulloch Hall, the girl-



hood home of Theodore Roosevelt's wife, Mittie, and the historic church and town of Roswell.

E. WEDNESDAY EVENING – Atlanta Night Life

This is the same tour as B above. Other than being on Wednesday evening, April 28, 1976, all else is the same.

F. THURSDAY ALL DAY – GONE WITH THE WIND

Leave Sheraton Biltmore Hotel 9 a.m., Thursday, April 29, 1976, return 5 p.m. Price: \$17.50, including lunch.

You will tour an original plantation built in the early 1800s which was a part of a land lottery system that was given to people who fought in the war between England and the United States. You will also tour beautiful Oxford campus; Oxford being the mother of Emory University in Atlanta. The tour goes to Covington and Madison, Ga. While most of what existed in Atlanta before the Civil War was turned into kindling by General Sherman, the Covington-Madison area was spared due to the intercession of one of the General's friends. Many of the old homes and churches have been restored. Lunch at a scenic local restaurant is included in the price of the tour.

G. THURSDAY MORNING – See the City

Leave Sheraton Biltmore Hotel 9 a.m., Thursday, April 29, 1976, return 12:30 p.m. Price: \$6.00 (no luncheon).

See downtown Atlanta, Georgia Capitol, Georgia State University, the Omni, and Peachtree Center. Visit the famous Cyclorama, which houses a 3 dimensional panoramic painting of the Battle of Atlanta, sight and sound narrated by Victor Jory.


From Grant Park and the Cyclorama you will ride out Peachtree to the Memorial Arts Center, Atlanta's cultural showcase for a 30 minute tour. The tour also goes out Peachtree to Atlanta's exclusive Northwest residential area, for a view of the Swan



House and a visit to the Governor's Mansion and grounds.

H. THURSDAY AFTERNOON – Stone Mountain Park

Leave Sheraton Biltmore Hotel 1 p.m., Thursday afternoon, April 29, 1976, return 5:00 p.m. Price: \$10.00. This tour drives through lovely Druid Hills, once reported in a national magazine as one of the ten most desirable places to live in the United States. The tour passes Emory University on its way to Stone Mountain Park. Stone Mountain is the largest exposed piece of granite in the world,



and around its base the State of Georgia has developed a lovely park. The tour stops at Memorial Hall for a birds-eye view of the famous mountain and the giant carving where the carving is explained as well as the interesting story of the actual carving. You will visit an authentic (if moved) Plantation, ante-bellum restoration with 19 fascinating buildings, including the Big House, corn crib, slave cabin, cook house, doctor's house, etc. A ride to the top of the mountain in a real Swiss Cable car is included. From the top of the mountain you will get a thrilling view of the city and its environs and an opportunity to see the unusual plants that grow in granite. From the mountain the tour returns to downtown Atlanta past the Capitol complex, Georgia State University, and Peachtree Center.

I. FRIDAY MORNING – See the City

Leave Sheraton Biltmore Hotel 9 a.m., return 12 noon, Friday, April 30. Price: \$6.00.

This tour is essentially the same as the half-day tour Thursday morning, except it omits the visit to the Governor's Mansion and includes a longer tour of Atlanta's Northwest residential area.

NOTE: ALL TOURS – EVERY DAY – INCLUDE ALL COSTS, INCLUDING LUNCH OR DINNER WHERE INDICATED. THE ATLANTA NIGHT-LIFE TOUR DOES NOT INCLUDE COCKTAILS, BUT INCLUDES ALL OTHER COSTS.

JUDGES WORKSHOP

All questions to be answered at the Judges Workshop at the Atlanta convention on Friday morning should be mailed to Mrs. James B. Carey, 3900 Garden Drive, Knoxville, Tenn. 37918 no later than April 1, 1976. Questions mailed prior to deadline date will be answered first, those received in Atlanta during the convention will be answered only if time permits.

**AFRICAN VIOLET MAGAZINE
BACK ISSUES**

Write for a list of those available. Reduced rates in effect. Complete your set now. AVSA office, P. O. Box 1326, Knoxville, Tenn. 37901.

Please send Coming Events and ALL articles for the Magazine to the Editor—NOT to the Knoxville office.

African Violet Society of America, Inc.

30th Annual Convention

APRIL 29, 30 MAY 1, 1976

ATLANTA, GA.

SHERATON-BILTMORE HOTEL

CALL FOR 1976 ANNUAL MEETING

The annual meeting of the African Violet Society of America, Inc., will be held Saturday, May 1, 1976 at 9 a.m. at the Sheraton-Biltmore Hotel for the purpose of electing officers and transacting business that may properly come before the meeting.

CALL FOR 1976 BOARD OF DIRECTORS MEETING

The Board of Directors meeting will be held at the Sheraton-Biltmore Hotel Tuesday, April 27, 1976 at 8:00 p.m. for the purpose of transacting business that may properly come before the meeting.

Edith V. Peterson, President
African Violet Society of America, Inc.

HOTEL RESERVATION for 1976 AVSA CONVENTION AND ANNUAL MEETING SHERATON-BILTMORE HOTEL, ATLANTA, GA

Mail Reservations to:

ATTENTION: Front Office Manager
Sheraton-Biltmore Hotel
817 West Peachtree St., N.E.
Atlanta, GA 30383

Arrival Date _____ Time _____ A.M.
P.M. Departure Date _____ Time _____ A.M.
P.M.

NAME: _____

Address _____

City or Town _____ State _____ Zip _____

Please reserve accommodations as checked below:

Room Rates (add 4% Ga. Room Tax)

\$25.00 Single ()

\$32.00 Twin or Double ()

\$ 4.00 extra for one roll-away bed added in a room. ()

Free parking for Registered Guests.

To be eligible for special AVSA Convention rates given above reservation must be made on this pink form or photostat of same.

Send this blank plus check to Sheraton-Biltmore Hotel, Atlanta.

Reservations for rooms must be received not later than 3 weeks prior to opening date of Convention, or Monday, April 12, 1976 if you desire to receive a reduced rate available to AVSA Convention Members. These reservations will be held only until 6 P.M. of day of arrival unless check or confirmation of a later date is specified.



REGISTRATION FORM CONVENTION

SHERATON-BILTMORE HOTEL ATLANTA, GEORGIA

APRIL 29, 30 MAY 1, 1976

Check Your Status: Board Member () Judge ()
Individual Member () Life Member () Life Time Judge ()
Commercial Member () Honorary Life Member () Judging School Teacher ()

This is my convention (First, second, 30th, or ?)

PLEASE MAKE RESERVATIONS BEFORE APRIL 15, 1976
BE SURE TO BRING YOUR 1976-77 AVSA MEMBERSHIP CARD

Please Print

Name Mr. Mrs. Miss (last name) (first name) (middle initial)

Address:

City State Zip

Registration for the entire convention show and reservations for the Thursday dinner meeting, Friday luncheon meeting, and Friday Banquet meeting total \$37.00 per member. One registration fee will admit any two members of a family living at the same address - husband and wife, parent and child, sisters or brothers. If you can not attend the entire convention or if your spouse wishes to attend meal functions or tours, please check below which meeting or tours you will attend. We must know definitely how many to prepare for.

Table with 4 columns: Number, REGISTRATION FEE, Price, Total. Rows include Registration for the entire convention (\$6.50) and Registration for one day only (3.50).

MEALS

Table with 4 columns: Number, REGISTRATION FEE, Price, Total. Rows include Thursday Dinner Meeting (\$10.50), Friday Luncheon Meeting (7.50), Friday Banquet Meeting (12.50), Thursday Judging School Teachers Workshop and Continental Breakfast (3.00), Friday Commercial Members workshop and breakfast (4.50), Friday Judges and Exhibitors Workshop and Continental Breakfast (3.00).

TOURS

Table with 4 columns: Number, REGISTRATION FEE, Price, Total. Rows include Tuesday all day - Callaway Gardens and Little White House (17.50), Tuesday evening - The Midnight Sun Dinner Theatre dinner included (21.00), Wednesday all day - Callaway Gardens and Little White House (17.50), Wednesday all day - Southern Heritage, lunch included (15.00), Wednesday evening - The Midnight Sun Dinner Theatre dinner included (21.00), Thursday all day - Gone With The Wind, lunch included (17.50), Thursday half day - See the City AM (6.00), Thursday half day - Stone Mountain Park PM (10.00), Friday morning only - See the City (6.00).

TOTAL ENCLOSED

Signature Date

MAKE ALL CHECKS PAYABLE TO THE AFRICAN VIOLET SOCIETY OF AMERICA, INC. Sign

and send reservations not later than April 15, 1976 to registration chairman, Mrs. Nelson J. Haskell, 10038 Torina Drive SE, Huntsville, AL 35802. Reservations will not be honored without remittance.

Please assist the committee by making reservations EARLY. Your tickets and badges, and program will be ready on your arrival.

REFUNDS: If circumstances make it necessary to change plans, contact registration chairman before April 15, 1976 and money will be refunded.

Program Highlights

For 1976 Convention

Mrs. Ross Lahr
Convention Program Chairman

A triple birthday celebration it will be at the 1976 AVSA Convention in Atlanta, birthplace of AVSA, the 30th AVSA anniversary, 20th anniversary of our host, the Dixie AVS, and the 200th anniversary of our beloved country.

The happenings begin on Wednesday, April 29, with a judging school taught by Anne Tinari. At 8 o'clock that night at the hospitality hour, Gus Becker will show slides of last year's convention, as only Gus can show them.

Thursday begins with a breakfast and workshop for teachers ONLY. Thursday morning there will be three workshops, each an hour long with a 30-minute break between. "Writing About African Violets" is the subject of a panel discussion by Mrs. A. W. Eichelberger, Mrs. Charles Hawley, Mrs. E. M. Lewis, Grace Foote and Edward Bradford, with Mrs. Roy Lockhart, editor of the Dixie News, as Moderator.

Mrs. C. R. Ballard will be the moderator of a discussion of culture entitled "This is the way we grow our violets in Dixie," with the following serving on the panel, Mrs. Percy J. Broussard, Mrs. Ralph Reed and Mrs. Morris Ridblatt.

"Ingredients for a Viable Affiliate" or how to have happy and enthusiastic members is the subject of a panel moderated by Mrs. L. F. Lidiak, with Mrs. Jeff Fuller, Dr. Jerome Brown and Mrs. E. T. Bartholomew serving on the panel.

Instruction for clerks and judges on Thursday afternoon will be followed by the judging of the show.

Preceded by a happy hour, the dinner on Thursday night opens the convention. And such a bang-up celebration there will be that night! It is all I can do to keep from telling you about it. Guaranteed, you will have a delightful surprise. Dr. Richard Craig, associate professor of plant breeding, Pennsylvania State University, will be the speaker of the evening. "The Secret Life of the Saintpaulia" is the subject, a summary of the past, present and future development of African violets including the Penn State Research project.

Friday morning begins with a breakfast and workshop for judges and exhibitors, and that means everyone may come. Ruth Carey, Shows and Judges chairman, will answer miscellaneous questions and discuss new rules, and Cordelia Rienhardt will explain commercial judging.

Mrs. Miriam Butcher, certified professional parliamentarian with the American Institute of Parliamentarians, will give a workshop program at 10 a.m. on Friday, entitled "Running the Blooming Show", a humorous explanation of parliamentary law useful to anyone, even a member of any club. Those who have heard her say what she says is useful, practical, entertaining and full of laughs. Whatever else you do with your time, be sure to hear this program.

A slide program of new introductions will be presented by Mrs. Duane Champion at the luncheon meeting on Friday.

At 3:30 p.m. the Affiliate Publications Committee is offering a workshop program on "Spread the Word: Starting and Publishing an Affiliate Newsletter." Open to everyone. Those serving on the panel with Edward Bradford, chairman of the committee, are Mrs. E. T. Bartholomew and Mrs. Charles S. Hawley.

The President's Reception on Friday evening will be followed by the Awards Banquet. The program will be "A Night of Nostalgia" presented by Anne Tinari. Want to see what the first correspondence about AVSA looked like? The first convention program? Don't miss it! And we'll sing "Happy Birthday" three times.

A program on the judging of gesneriads will precede the annual meeting on Saturday morning. And then it is goodbye, so long, au revoir until we meet again in St. Louis in 1977.

Send ideas, offers to help, or requests for assistance in membership and promotion to Amy Lackner, 580 E. County Road, B-2, St. Paul, Minn. 55117.

SHOW SCHEDULE - AMATEUR DIVISION

THEME: "OUR AMERICAN HERITAGE"

ATLANTA, GEORGIA

SHERATON-BILTMORE HOTEL

APRIL 28, 29, 30, 1976

HORTICULTURE DIVISION

Section I - Specimen plants, single blossoms

Class

1. Purple and dark blue
2. Light to medium blue
3. Pink
4. Dark pink
5. Red
6. Orchid and lavender
7. White
8. Two-tone and multicolor

Section II - Specimen plants, double blossoms

Class

9. Purple and dark blue
10. Light to medium blue
11. Pink
12. Dark pink
13. Red
14. Orchid and lavender
15. White
16. Two-tone and multicolor

Section III - Specimen plants, any type blossoms, any foliage

Class

17. Green, gold or chartreuse edged
18. Geneva edged
19. Coral
20. Variegated foliage (standard size plants)
21. Miniatures, including variegated foliage.
22. Semiminiatures, including variegated foliage

Section IV - Specimen plants - may be single or double blossoms, any foliage.

Class

23. Plants in unusual, decorative or novel containers. Each exhibitor will be permitted only one entry, consisting of one plant to be planted in the container. (See rule 5).
24. AVSA Collection of three registered varieties, all of which must be the same type, either 3 all standard, 3 all miniatures, 3 all semiminiatures or 3 all African violet trailers, either standard or miniature, to compete for the AVSA Gold and Purple Rosettes. (See rules 5 and 15).
25. Specimen seedlings (never before exhibited at an AVSA show).
26. Specimen plants, sports and mutants (never before exhibited at an AVSA

show)

27. Specimen plants

A. African violet species (such as *S. grotii*, *S. confusa*, etc.)

B. African violet trailers

28. Specimen plants, other gesneriads (*episcias*, *gloxinias*, etc.)

29. Miniature gesneriads (other than African violets) in regular pot or growing in clear glass container. May or may not be decorative, with cover permitted. More than one entry permitted in A or B, but they must be different varieties.

A. One plant only

B. Two or more plants of the same variety

DESIGN DIVISION

Section V - Artistic Plantings - All classes in this section must consist of one or more blooming African violet plants, removed from the pot, used in a pleasing design with other growing plant material. No artificial flowers, fruits, vegetables or foliage permitted. Dried, treated or painted plant material may be used. Accessories are optional. All niches and backgrounds will be furnished by the committee. No draping permitted and no part of the plant material should touch the sides, back of the niche, neither must it extend beyond the limits of the niche. The niches will be 18" deep, 28" high, and 24" wide and will be painted sky blue. The height of the table will be approximately 30" from the floor.

Class

30. "Terrariums" May not exceed 24" in any direction and must have a cover. Limited to 8 entries.

31. "Our Father of Rivers - Mississippi River" - An artistic planting using driftwood, weathered wood, one or more African violets and other plants with suitable foliage. Water reflection is important. To be exhibited on a base. Limit of 5 entries.

32. "The Gold Rush" - An artistic planting over, or on glass using one African violet plant with suitable foliage or plant material, weathered wood, moss or roots, exhibited on a base. Limit of 5 entries.

33. "The Majesty of Mountains" - (name the

mountain) - An artistic planting using one or more African violet plants and/or suitable foliage, and material of your choice. Exhibited on a base. Limit of 5 entries.

34. "Our Covered Wagon Era" - An artistic planting consisting of one or more African violet plants with designer's choice of materials. Other flowers may be combined. Suitable foliage permitted. Exhibited on a base. Limit of 5 entries.
35. Theme of the Show - "Our American Heritage" - An artistic planting depicting the theme using suitable material with one or more African violet plants. Exhibited on a base. Limit of 5 entries.

Section VI Arrangements - cut African violet blossoms are to be featured.

Other cut plant material permitted. Treated, dried, painted or other material may be used if designated in the class. Accessories optional. No artificial flowers or foliage may be used. Niches will be 18" deep, 28" high and 24" wide, and will be painted sky blue.

Class

36. "The Spirit of '76" - An arrangement blending of material depicting our early beginnings. Treated, dried, painted or other material permitted. Exhibited on a base. Limit of 5 entries.
37. "Our First Thanksgiving" - An arrangement suitable for a place of worship. Other material permitted. To be exhibited on a base. Limit of 5 entries.
38. "Early Explorations" - An arrangement using your imagination in depicting African violet blossoms and other suitable cut plant material in a new and unusual manner. To be exhibited on a base. Limit of 5 entries.

39. "Our 20th Century Progress of Inventions" - An arrangement to let your imagination develop a new concept of ideas. Treated, dried, painted, weathered wood or other material permitted. Exhibited on a base. Limit of 5 entries.
40. "The Roaring Twenties" - An arrangement depicting action and rhythm of the era. Anything goes for material. Exhibited on a base. Limit of 5 entries.
41. "Moon Magic of the '70's" - An arrangement of outer space explorations. Treated, dried, painted or other materials permitted. Exhibited on a base. Limit of 5 entries.
42. "To The Future - What Next?" - Designer's concept of an arrangement covering the next phase of Our American Heritage. Treated, dried, painted or other materials permitted. Exhibited on a base. Limit of 5 entries.
43. "History in Miniature" - A small arrangement using cut African violet blossoms and/or suitable foliage to be displayed in a cigar box (furnished by the exhibitor) approximately 9" high, 5½" wide and 2¾" deep with suitable backgrounds and/or outside box, decorations of your choice. Limit of 24 entries.

Section VII - Yearbooks

Class

44. Yearbooks (see rule 17).

Section VIII - Newsletters

Section IX - AVSA Promotional Exhibit

Class

45. AVSA Promotional entry not to exceed 2 feet by 1½ feet. All entries will be the responsibility of the exhibitor. Limit of 6 entries. (See rule 19)

Section X - Educational Exhibit

Class 46. By invitation only.

Amateur Division Rules and Regulations

1. Entries must be made between 2:00 p.m. and 9:00 p.m. on Wednesday, April 28, and between 8:00 a.m. and 10:00 a.m. on Thursday, April 29, 1976.

2. Plants arriving too late to be entered will be shown for exhibition only.

3. Only clean healthy plants will be accepted, and must have been in the possession of the exhibitor at least three months.

4. An exhibitor may enter only one plant of each variety in classes 1 through 22.

5. An exhibitor may enter plants of the same variety in classes 23 and 24 as those entered in classes 1 through 22.

6. Each variety must be correctly named or subject to correction by the classification committee.

7. The Society will afford all possible protection to exhibits, but will not be responsible for any losses.

8. All plants entered in classes 1 through 26 must be single crown plants.

9. Only BLUE ribbon winners will be eligible to receive special or AVSA awards.

10. If an entry is not entered by the owner, the name of such person making the entry must be on the back of the entry tag.

11. No flared top pots, supports or collars un-

der foliage will be permitted. Any shape of pots for specimen plants will be permitted. For uniformity, all pots must be covered with dull side of aluminum foil. Exhibitors are to print their names on adhesive tape and attach to the bottom of the foil covered pots.

12. All entries in both amateur and commercial sections must be removed at 12:00 midnight Friday, and from 7:30 a.m. to 12:00 noon on Saturday, May 1st. Show will close at 12:00 midnight Friday.

13. The show will be judged by merit method of judging, the decision of the judges will be final. Only qualified AVSA judges will be permitted to judge.

14. All amateur AVSA members may enter Class 24 to compete for AVSA Collection (Gold and Purple Rosette Awards). (See Society awards).

15. Any African violet entered in AVSA Collection, class 24, receiving a blue ribbon is also eligible for any other special award.

16. Only AVSA members in good standing are eligible to enter exhibits in convention shows.

17. All club yearbooks entered in class 44 must be mailed to Miss Nancy Willets, 6115 A Pershing Ave., St. Louis, MO 63112 by March 10, 1976, and will be judged by the new scale of points. These books must be no larger than 5½ x 8½ inches, being the same book that all club members receive. Books exceeding the maximum size will be disqualified. Only affiliate organizations are eligible to enter in this class.

18. Anyone desiring to reserve space to enter in the Artistic and/or Arrangement classes, send your blank to Mrs. L. L. Presley, 4474 S. Cobb Drive S.E., Smyrna, GA 30080 by March 20, 1976. Any entry after this date will be accepted only if there is a cancellation.

19. Anyone desiring to reserve space in the AVSA Promotional class send your blank to Mrs. Walter L. Frank, 1110 Sims Ave., Birmingham, Ala. 35213, no later than March 20, 1976. There is a limit of 6 entries to be accepted. After the class is filled, additional entries will be accepted only if there is a cancellation.

THE 1976 CONVENTION SHOW

Society Awards

AVSA Silver Cup.—To be awarded to the best registered variety in classes 1 thru 24 in the Amateur Division.

Award of Merit Rosette and \$15.00 cash — to be awarded to the second best registered variety in classes 1 thru 24 in the Amateur Division.

Honorable Mention Rosette and \$10.00 cash.— to be awarded to the third best registered variety in classes 1 thru 24 in the Amateur Division.

AVSA Collection of three registered different varieties Awards.—Gold Rosette to be given the best collection; Purple Rosette to be given the second best collection in class 24 in the Amateur Show.

Trophies for Commercial Display Tables.— Silver Bowl for the best Commercial Display Table. Silver Tray to the exhibitor of the second best Commercial Display Table. 6" Paul Revere Bowl to the exhibitor of the third best Commercial Display Table. Honorable Mention Rosette to the exhibitor for the fourth best Commercial Display Table.

New Introduction Award.—A plaque will be awarded to the commercial member having the best new introduction. Class 5.

Commercial Silver Cup.—To the exhibitor of the best registered named variety in classes 1 and 2.

AVSA collection of Three Registered Varieties Awards.—Gold Rosette to be given the best collection; Purple Rosette to be given the second best collection in class 2 in the Commercial Show.

AVSA Sweepstakes Award.—Four Silver Bowls to be awarded to the four AVSA members who won the most blue ribbons in Specimen classes in shows sponsored by Affiliate Organizations during the calendar year 1975 from January 1 to December 31 inclusive. In case of a tie the winner will be selected by a drawing of names. Winners will be announced at the annual Friday nite banquet. The President or Secretary of the Affiliate Organization must send to the AVSA Awards Chairman, Mrs. Richard A. Chase, 482 Rutherford Avenue, Redwood City, CA 94061, by March 1, 1976 the following information: (a) Name of organization, (b) Name and address of member, (c) Number of ribbons won, (d) Dates and places of shows. This is an Amateur Award and not open to members qualifying as Commercial in accordance with Article II, paragraph 2, of the AVSA Bylaws.

Yearbook Awards.—Class 44. Four awards as follows:

First Prize	\$15.00
Second Prize	10.00
Third Prize	5.00
Fourth Prize	4.00

All yearbooks entered in Class 44 must be mailed to Miss Nancy D. Willets, 6115a Pershing Ave., St. Louis, MO 63112 by March 1, 1976. The 1976 yearbooks will be judged by the revised scale of points published in the African Violet Handbook for Judges and Exhibitors by Ruth G. Carey, 1975 revision (salmon cover) pages 64-67.

Affiliate Magazines or Newsletters Awards.

Four awards as follows:

A. 16 pages or less, 1st Blue Rosette - 2nd Red Rosette.

B. More than 16 pages, 1st Blue Rosette - 2nd Red Rosette.

All affiliate magazines or newsletters entered in

Class 45 must be mailed to Mrs. William J. Krogman, 1325 Parkway Dr., Brookfield, WI 53005 by March 1, 1976. Classes are open to AVSA Affiliates only. Publications submitted shall be identical to those received by members. All issues of a publication released between March 1 and February 28 shall be submitted. Publications exceeding the maximum size of 8½" x 11" shall be disqualified.

Standard Show Achievement Award.—A special Blue Rosette will be awarded at this convention to the Affiliate Organization that has won the Standard Show Award (Green Rosette) with at least 95 points during the calendar year from January 1 to December 31, 1975.

Amateur Show - - Special Awards

HORTICULTURE DIVISION

Section I - Specimen Plants, single blossoms.

Class 1 - Purple and dark blue; 1st - Mrs. M. E. Garner, \$10.00; 2nd - Violets Atlanta, Candy dish.

Class 2 - Light to medium blue: 1st - Florence Garrity, \$10.00; 2nd - Carolyn Hollingsworth, 3 hand painted pots.

Class 3 - Pink: Mrs. Lucile J. Wasson, Merchandise order; 2nd, AVSA of Northern CA Council, \$5.00.

Class 4 - Dark pink: 1st - Indianapolis AVC, \$10.00; 2nd Mrs. J. A. W. Richardson, \$5.00.

Class 5 - Red: 1st - The AVS of Staten Island, \$10.00; 2nd - Lucile Plaster, \$5.00.

Class 6 - Orchid and lavender: 1st - Indianapolis AV Club, \$10.00; 2nd - First Austin AVS, \$10.00.

Class 7 - White: Nutmeg State African Violet Society Awards, 1st - \$15.00; 2nd - \$10.00.

Class 8 - Two-tone and multicolor: 1st - Top Choice AVS of Shreveport, LA, \$10.00; 2nd, Mrs. Trimble, \$5.00.

Section II - Specimen plants, double blossoms.

Class 9 - Purple and dark blue: 1st - Stim-U-Plant Laboratories, Inc., Plaque and \$25.00; 2nd - Indianapolis AV Club, \$10.00.

Class 10 - Light to medium blue: 1st - Hazel Lewis, \$10.00; 2nd - Robert Sutton Jr., Antique china.

Class 11 - Pink: 1st - AV Study Club of Atlanta, Silver; 2nd, Ventura County AVS, \$15.00.

Class 12 - Dark pink: 1st - Tampa AV Society, \$10.00; 2nd, Mrs. Henry C. Mills, \$5.00.

Class 13 - Red: 1st - Stim-U-Plant Laboratories, Inc., Plaque and \$25.00; 2nd - Lower Connecticut Valley AVS, \$10.00.

Class 14 - Orchid and lavender: AVS of San Francisco, 1st - \$10.00; 2nd - Mrs. L. L. Presley, \$5.00.

Class 15 - White: 1st - Stim-U-Plant Laboratories, Inc., Plaque and \$25.00; 2nd - Mrs. C. R. Ballard, \$10.00.

Class 16 - Two-tone and multicolor: 1st - Mr. & Mrs. Frank Burton, Antique china; 2nd - AVSA Southern CA Judges Council, \$5.00.

Section III - Specimen plants, any type blossoms, any foliage.

Class 17 - Green, gold or chartreuse edged: 1st - Ann and Ray Dooley, \$10.00; 2nd - Mr. W. M. Plaster, \$5.00.

Class 18 - Geneva edged: 1st - Winnipeg AVS, \$10.00; 2nd - Winnipeg AVS, \$5.00.

Class 19 - Coral: 1st - Indianapolis AV Club, \$10.00; 2nd - Mrs. George Ganaway, glass dish.

Class 20 - Variegated foliage (standard size plants): 1st - Merrimack Valley AVS, Pewter plate; 2nd - Mrs. T. H. Trimble, \$5.00.

Class 21 - Miniatures, including variegated foliage: 1st - St. Louis Judges Council, \$15.00; 2nd - Amy Laclner, \$10.00.

Class 22 - Semi-miniatures, including variegated foliage: 1st - AVS of Greater N.Y., Inc., \$25.00; 2nd - Dora Baker, \$10.00.

Section IV - Specimen plants, may be single or double blossoms, any foliage.

Class 23 - Plants in unusual, decorative or novel containers: 1st - AV Club of Greater Atlanta, \$10.00; 2nd, Mrs. G. W. Stikelether, \$5.00.

Class 24 - AVSA Collection of three registered varieties: 1st - Tube Craft, FloraCart; 2nd - AVS of Philadelphia, \$25.00.

Class 25 - Specimen seedlings: 1st - Mildred Schroeder, \$10.00; 2nd - Ruth I. Hatch, \$10.00.

Class 26 - Sports and mutants: 1st - The Tri-mount AVS, \$10.00.

Class 27 – Specimen plants: A. African violet species (such as *S. grotei*, *S. Confusa*, etc.); 1st - Mabel and Glenn Hudson, Silver; B. African violet trailers: 1st - Mrs. Helen Van Zele, \$10.00.

Class 28 – Specimen plants, other gesneriads (*episcias*, *gloxinias*, etc.): 1st - Mrs. Percy F. Crane, \$15.00.

Class 29 – Miniature gesneriads: A. one plant only, Forda F. Pappas, \$5.00; B. Two or more plants of the same variety: Mrs. Helen Van Zele, \$5.00.

OTHER AWARDS:

Class 7 – Best specimen plant, single white star: The Dixie Moonbeams AVS, Silver.

Classes 1 thru 8 – Best specimen plant, single blossom: Northern California Council of AV Societies, \$25.00.

Class 21 – Best miniature variegated: Evelyn and Edgar Varick, \$5.00.

Class 22 – Best semi-miniature variegated: Evelyn and Edgar Varick, \$5.00.

Classes 1 thru 24 – Mrs. J. A. W. Richardson Award; Best specimen plant of, Frank Burton, Mister Gus, Puddin, Texas Blue Treasure, Tommie Lou or Crystal Florida Frills, \$5.00.

Classes 1 - 24 – Tinari Greenhouses Awards: Best specimen plants of; Ruth Carey, Pink Philly, Poodle Top, Bicentennial Belle, Flag Blue or Jennifer Star, 1st - Copper tray, 2nd - smaller Copper tray.

Classes 1 - 24 – The House of Violets Award: Best specimen plant of, Annie Mae, Pretty Pink or Puddin, \$10.00.

Classes 1 - 24 – Lyndon Lyon Award: Best specimen plant of High Stepper, Peppermint Stick or Sweetheart Trail, \$25.00.

Classes 1 - 24 – Mr. & Mrs. Frank S. Huebscher Award: Best specimen plant of, Crystal Spoon, Crystal Pink Lucille, Crystal Bruce Special, Crystal Fantasy Star, Crystal Regency Red, or Crystal Dixie Heart, Silver.

Classes 1 - 24 – The Miracle Strip AVS in Panama City Award: Best specimen plant of Fury Supreme, Crysader Supreme, Crystal Orchid Supreme or Snow Ballet Supreme, \$10.00.

Classes 1 - 24 – Best registered variety: Stim-U-Plant Laboratories, Inc., Plaque and \$50.00.

Classes 1 - 24 – Second best registered variety: Edith V. Peterson (Presidents) Award, Silver.

Classes 1 - 29 – Sweepstakes in Horticulture: New York City AV Society, Silver tray; second highest number of blue ribbons, The Violet House, \$50.00 merchandise order for pots. Third highest number of blue ribbons, Percy F. Crane, \$20.00.

Designated Plant Awards:

Class 11 – “Ann Slocomb” - Mrs. Robert Slocomb, \$10.00.

Class 11 – “Grace Foote” - Grace Foote, Silver.

Class 15 – “Faith”, Grangers - Mrs. Lester Fladt, \$5.00.

Class 16 – “Edith V. Peterson” - Victor Constantinov, \$15.00.

Class 17 – “Serenity” - Granger Gardens, \$25.00.

Class 18 – “Lavender Tempest” - Granger Gardens, \$25.00.

Class 20 – “Cordelia” - Rienhardt’s African Violets, Trophy. “Happy Harold”, “Nancy Reagan” or “Top Dollar”, Rienhardt’s African Violets, Trophy.

Class 21 – “Crystal Florida Snows” - Misses Ellen McCulloch and Mary A. Todd, \$5.00.

Class 21 – “Tiny Ellie” - Mrs. Sydney Bogin, Trophy.

Class – “Lona Belle Buckley” - The Bluff City AV Club, \$25.00.

Class 28 – *Episcia*, Helen “O” - David Allen, \$15.00.

Class – ‘Eternal Snow’, Granger Gardens, \$25.00.

DESIGN DIVISION

Section V – Artistic Plantings.

Class 30 – “Terrariums” - 1st - Delia Symonds, hand painted plate; 2nd, Mrs. Waldo McGuffey, \$5.00.

Class 31 – “Our Father of Rivers, Mississippi River” - 1st - Mrs. J. A. W. Richardson, \$10.00; 2nd - Mrs. Edward A. Nelson, \$5.00.

Class 32 – “The Gold Rush” - Mrs. Helen Van Zele, \$10.00.

Class 33 – “The Majesty of Mountains” - Davison’s, silver bud vase.

Class 34 – “Our Covered Wagon Era” - Santa Monica African Violet Society, \$10.00.

Class 35 – “Theme of the Show” - The Rocky Mountain Belles, \$15.00; 2nd, Debby Harbin, \$10.00.

Section VI – Arrangements

Class 36 – “The Spirit of ’76” - Wisconsin Council of African Violet Clubs, \$15.00.

Class 37 – “Our First Thanksgiving” - Wisconsin Council of African Violet Clubs, \$10.00.

Class 38 – “Early Explorations” - Forda F. Pappas, \$10.00.

Class 39 – “Our 20th Century Progress of Inventions” - Union County Chapter of The AVSA, \$10.00.

Class 40 – “The Roaring Twenties” - Celine Chase, gold engraved plate; 2nd, Willie B. Bevis, \$5.00.

Class 41 – “Moon Magic of The ’70’s” - Muriel Warwick, silver.

Class 42 – “To The Future – What Next?” - African Violet Study Club of Birmingham, \$10.00.

Class 43 – “History in Miniature” - Mrs. W. F. Anderson, \$10.00.

Other Awards:

Class 30 thru 35 – Best entry in Artistic Plantings - DoDe's Gardens, Silver tray; 2nd Montgomery AVS, \$10.00.

Class 36 thru 43 – Best entry in Arrangements - Benchmark Industries, Inc., \$15.00 gift Certificate; 2nd Sandra M. Lax, \$10.00.

Class 30 thru 43 – Sweepstakes in Design - Metropolitan St. Louis AVS, \$15.00; 2nd Rocky Potter AV Club, \$10.00.

Section VII – Yearbooks

Class 44 – Yearbooks should not exceed maxi-

mum size, 5½ x 8½ inches, 1st \$15.00; 2nd, \$10.00; 3rd, \$5.00; 4th, \$4.00.

Class 45 – Newsletters or magazines.

16 pages or less, 1st, Blue Rosette; 2nd, Red Rosette.

More than 16 pages, 1st, Blue Rosette; 2nd, Red Rosette.

Section VIII – Newsletters

Section IX – AVSA Promotional

Class 46 – AVSA Promotional Exhibit - Adeline Krogman, \$10.00.

Ruth Carey Award for Affiliate Chapter Leadership, Silver.

COMMERCIAL SHOW SCHEDULE

SECTION I – Specimen Plants

Class I

- A. Seedlings
- B. Any other specimen plant. All varieties African violets, species and other gesneriads.

Class 2

AVSA Collection of three registered varieties, all of which must be of the same type, either three all standard, three all miniatures, three all semiminiatures or three all African violet trailers, either standard or miniature to compete for the AVSA Gold and Purple Rosettes.

SECTION II – Commercial Display Tables

Class 3 – Specimen Plants

Class 4 – Horticultural Perfection

Class 5 – New Introduction

RULES SECTION I

1. Section I, Classes 1 and 2 are open to all AVSA Commercial Members who do not have a display table.
2. Any exhibitor may enter any number of African violets, species or other gesneriads, but only one plant of the same variety.
3. Any number of seedlings may be entered provided they have been originated by the exhibitor or released rights given in writing.
4. Same rules and regulations as in Amateur Division apply to Section I. Only clean, healthy plants will be admitted to the show. Also see AVSA Collection Award rules.

RULES FOR DISPLAY TABLES SECTION II

5. Entries are open to all Commercial Members

who do not have an entry in the Commercial Horticultural Division.

6. Each display shall contain not less than 15 nor more than 25 plants. Three miniature or semi-miniature plants shall count as one specimen plant and judged as one unit. The display must be predominately (at least 75%) African violets. Episcias, columneas and other gesneriads on the table shall count as a part of the total 25 and will be judged.
7. All plants shall be single crowned plants with the exception of species and trailers.
8. No other plant material such as ivy or philodendron may be used in decorating the display.
9. Same rules and regulations as Amateur Division apply where applicable. Only clean, healthy plants will be admitted for show. Also note times for making entries and dismantling.
10. Each plant entered in competition for New Introduction Award must be labeled to designate whether new introduction, seedling, etc. Entries for New Introduction Award must have been originated by the exhibitor or released rights given in writing, and not previously shown at an AVSA Convention Show.
11. No awards or points will be given for “staging”. Eight foot tables with three tiers will be furnished and all will be uniformly covered. Uniform name signs will be furnished for all exhibitors. No name signs, no name cards nor codes which will identify the exhibitor may be displayed prior to judging.
12. Merit judging will be used in Class 3, with blue, red and white ribbons awarded as merited. Competitive judging will be used in Classes

4 and 5. Class 5 will be judged by AVSA scale of points for seedlings. Blue, red and white rosettes will be awarded as merited in Classes 4 and 5.

13. Commercial Silver Trophies and an Honorable Mention Rosette will be awarded as merited to the exhibitors receiving the highest number of points, accumulated as follows: Blue Rosette - 15 points; red rosette - 13 points; white rosette - 10 points; blue ribbons - 5 points; red ribbons - 3 points; white ribbons - 1 point.

14. The commercial judges' chairman shall prepare point score sheets in advance of the show, listing types of rosettes and ribbons with spaces to be filled in by the judges or judges' clerks as to points awarded. Sheets will be given to each exhibitor to keep.

For further information on commercial displays and show entries, please contact:

Jimmy Watson, Chairman
Commercial Sales and Exhibits
1361 Madison Avenue
New York, NY 10028

Commercial Show — Special Awards

Section I — Specimen plants.

Class 1a — Seedlings: 1st, William Albright Memorial Award, Silver; 2nd, Jimmy Watson Award, \$15.00.

Classes 1 & 2 — Sweepstakes - Helene Galpin Memorial Award, Silver.

Section II — Commercial Display Table

Classes 1 & 2 — Best "Cordelia", Rienhardt's

African Violets, \$10.00. Best "Happy Harold", "Nancy Reagan" or "Top Dollar", Rienhardt's African Violets, \$10.00.

Class 3 — Best specimen plant — Mr. and Mrs. Frank Burton, Antique china.

Class 4 — Horticultural Perfection - 1st, New York State AVS, Silver.

Class 5 — Best New Introduction - 1st, AVSA Palette; 2nd, Rich's Silver tray.

ADVANCE REGISTRATION FOR JUDGING SCHOOL FOR NEW AND REFRESHER JUDGES

Sheraton-Biltmore Hotel

Atlanta, Ga.

Wednesday, April 28, 1976

A class for new and refresher judges will be held from 7:45 a.m. to 12:00 noon for judges desiring to refresh their certificates and for those desiring to become new judges. The examination and point score judging will be held on Wednesday afternoon, 2:00 - 3:00 p.m. Registration fee is \$1.00.

Name _____ Street _____

City _____ State _____ Zip _____

Sign blank and send registration fee of \$1.00 to Mrs. Frank Tinari, 2325 Valley Road, Huntingdon Valley, Pa 19006, no later than April 1, 1976 if you wish to attend. Please study the African Violet Handbook (1975 Salmon cover) before coming to the class.

JUDGE'S CLERKS

Anyone desiring to serve as a judge's clerk for the 1976 AVSA convention, please fill in the blank and mail to Mrs. C. R. Ballard, 630 Cloverdale Rd., Montgomery, Ala. 36106 by March 10,

Name _____

Street _____

City _____

State _____ Zip _____

RESERVATIONS PROMOTIONAL ENTRIES

Name _____

Street _____

City _____

State _____ Zip _____

Mail the above blank to Mrs. Walter L. Frank, 1110 Sims Ave., Birmingham, Ala. 35213 no later than March 20, 1976.

Grower Tells His Wicking Method

Matthew Wright
2707 Best Avenue
Oakland, California 84619

For people on-the-go and travelers, wicking is their answer to the growing of African violets.

Wicking also takes care of the constant question, "When do I feed next?"

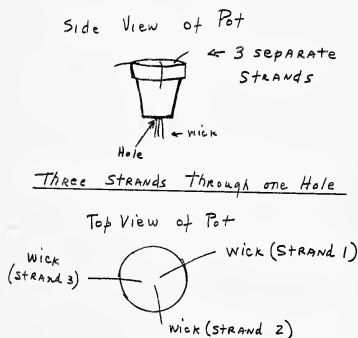
For me wicking is just the thing. But before telling you about wicking, I'd like you to know about my soil mixture. Here it is:

- 1 two-quart bag Black Magic Violet Mix
- 4 C vermiculite
- 3 C #3 Sponge rock (only available in California)
- 1 C charcoal (Black Magic)
- ½ handful finely crushed eggshells
- 2 C hot water

Mix thoroughly. Let set one week

Here's my wicking method:

The material I use is #30 nylon twine. The wick is three ply. First, I take the pot the plant will go into and place the wick. Always use one strand less wick than the size of the diameter of the pot, i.e., three strands to a 4" pot. Since the wick is three ply, it must be separated into separate strands. For example, the plant to be re-potted is to go into a 4" pot, so I would use three separate strands of wicking.



Take ALL three strands up the same hole all the way up and out of the pot. I use around 8" - 9" of wicking. After you have placed your wick, scoop about ½" - 1" of soil in the bottom of the pot. Then separate the strands evenly in the pot STILL hanging over the edge of the pot and enough at the bottom to pull on. (see diagram)

After you separate the strands, put in a little more soil to hold the wick down over the hole in

the bottom of the pot. Then place the plant and fill in the sides, tap pot to settle soil, fill more. Now pull the wick down from the BOTTOM of the pot ONE STRAND AT A TIME! Do this till each strand has just disappeared below the soil surface. Then leach the plant well (water from the top until the wick drips well), then set to drain. Let it drain well or plant can rot from too much water after it has been put on the reservoir.

Now, while your plant's draining, let's talk about the reservoirs. I use liver cups from Safeway's meat counter. I get them 3¢ a cup and a penny for the lid, or use a lb. coffee can lid. Cut a hole in the lid corresponding with the hole in the pot. Usually this is on the side of the lid; - use a hot ice pick, knife, or scissors. Make it big enough so that the wick can fit through easily. For the solution in the wick wells, I constant feed all year long. At the window I use Ra-pid Gro, 1/8 strength; ¼ tsp. to a gallon. I mix this in a gallon jug marking the jug as it holds just a little over a gallon. All of my variegated varieties get Peter's Variegated Violet Special (5-50-17) which is available at many places that advertise in our magazine. This formula is also ¼ tsp. to a gallon too as this is its 1/8 strength mixture. Any good fertilizer for violets used at 1/8 strength is suitable for wicking. Pour the solution in the liver cup, or whatever container is being used, and replace the lid and place the well drained plant on it. Make sure the wick totally goes down and also that the hole in the pot rests directly on the hole in the lid of the container. When this is done, place the plant and container at the window or under lights and watch what happens!

When you turn the plants, turn them by turning the container it is on and therefore avoid the placement of the wick in the pot bottom to somewhere else on the lid than to the hole in the lid.

As the plant drinks more water it will come time to refill the container. Take the plant off and leach well and drain WELL. Wash container and refill with the solution being used, and place the WELL drained plant back on and keep to the same until time to re-pot again. Be sure to take the plant to refill before the container is totally dry, therefore avoiding a wilted plant. Also the wicking must be separated in the pot because if they were all on one side of the pot, all the roots would go in that direction causing a somewhat crooked plant. So for 2" pots (I use solo cups with 3 holes drilled in the bottom), the wick is taken up the hole to the other side of the pot; - you look down at its position and it's at a kitty corner placement.

If algae becomes a problem, use 1/3 C clorox to 2/3 C of water, dip the wick clean, leach, drain, wash container, refill container, place plant, and let it go.

Revived Interest In Episcias

Mrs. W. M. Plaster
8304 Suffolk Dr.
Shreveport, La. 71106

There is a brand new interest in Episcias in our area, especially the pink cultivars, E. 'Cleopatra' and E. 'Pink Brocade.' At the same time a scarcity exists... the supply and the demand are not equalized. Naturally, the result is the majority of would-be growers are not able to have them. We find them itemized in the Episcia lists but when we order them our checks are returned.

I grow them both in small quantity but can't supply them for many people. My 'Pink Brocade' came from the AVSA convention in St. Louis in 1968 from the Buynak table in the sales room. I held it on my lap all the way back to Shreveport by plane. I have kept it going from that plant since and until recently no one seemed to notice it a great deal — now it is much sought after. I sold and gave away 14 plants from it last fall and it is still thriving. 'Cleopatra' came from Volkmann's in Dallas a number of years ago.

After getting the plant the next question is how to care for it. You may have a much better method than I but this is my procedure. With the environment I have to offer them, 'Pink Brocade' prefers to live outside the terrarium and 'Cleopatra' must stay inside.

Stolons of both are planted in vermiculite and left there until a good root system develops — 'Cleopatra' in a terrarium and 'Pink Brocade' outside. Then they are planted in 2 1/2" pots in regular African violet soil. Pots of 'Cleopatra' are placed on top of the soil in the lighted terrarium while becoming established, then they may be removed from the pots and planted in the terrarium proper or any way you choose to handle them as long as they stay inside. They grow fairly rapid and make nice sturdy plants.

My 'Pink Brocade' prefers to be started in vermiculite in a 2 1/2" wicked pot placed on the lighted cart — no terrarium. It may be planted in African violet soil later. They are all given the same care as the violets otherwise. I do have a circulating air system in my home from which all the plants benefit.

I am so glad to see this revival of interest, they are such lovely plants and so rewarding.

Now, I would appreciate hearing your method.

USE TAPE

Marion Desmond of Romulus, Mich., has a suggestion for labeling your African violets. After purchasing some plants with markers in them, she

started thinking what could happen if her two grandchildren, Christopher and Jennifer, decided to pull out the markers.

So here's her solution: Buy a DYMO labeler with tape and put the name on the front of the pot. The labels stick fast and there's not much chance of their being mixed up. I'm sure others have done this but perhaps none thought to pass on the tip. And another thing: DYMO labeling tape is available in your favorite colors, too!

SHOW HOSTS AND HOSTESSES

Anyone interested in serving as host or hostess during the time the Atlanta show is open, please send the following blank to Mrs. Russell I. Yawger, 30 Harbor Oaks Place, Clearwater, Fla. 33516 no later than March 10, 1976.

Name _____
Street _____
City _____
State _____ Zip _____

ATTENTION: QUALIFIED JUDGES

All qualified judges who desire to judge in the Atlanta convention show, please fill in the blank and mail to Mrs. James B. Carey, 3900 Garden Drive, Knoxville, Tenn. 37918, no later than March 10, 1976. Do not make a Thursday dinner reservation until you get your card of confirmation to judge, which will be about March 15th. If you plan to enter in the show, please indicate which class or classes.

Name _____
Street _____
City _____
State _____ Zip _____
AVSA Judge _____ Lifetime Judge _____
Gesneriad Judge _____
Miniature Judge _____
Semiminiature Judge _____
National Council Judge _____
Judging Experience _____



A Foote on the Violet Path

By Grace Foote

Frank Tinari, AVSA research chairman, has literally been swamped with queries concerning the "Red Disease" article in the June magazine. We only wanted you to be AWARE — not to PANIC! In fact, the research chairman got so many letters, he had a form letter set up to send to AVSA growers. "I realize people get impatient with research," he explained, "but quick fast answers will not suffice. We must use hard facts and laboratory results before I feel it is safe to publish accounts on any problem that arises. We are trying to find the origin of all this problem on so-called red disease". (So you see, it seems that old adage still applies to your editor: "Once a newspaper reporter, always a newspaper reporter looking for the sensational!") Writer Janet Carey Lowrie of Levittown, Pa., was so intrigued with the African violets after writing them up for the Bucks County Courier-Times newspaper that she now has an African violet collection! In fact, it was explained that "African violets have a way of quietly growing on you" . . . The Frayser AVS of Memphis, TN, has now changed its name to the Bluff City AVC. As explained by Mrs. W. A. Fowler, president, "Frayser is a section of northwest Memphis and our members are from all areas. We meet in a central location so we decided we needed a new name indicative of the whole city. As Chicago is known as the 'Windy City', Memphis is called the 'Bluff City'. Now we feel that the Bluff City AVC is a great name for our club." . . . Harold Gethen of Vancouver, Canada, says a drained tea bag, rewetted with warm water, gently wiped on water marks on leaves will help remove the water mark . . . We noted in the Seattle AVS' Newsletter that some of the members are using MAP AMP with K (7-40-6 fertilizer) in their potting mixes. Emory Leland says it does not burn and is real good . . . We've been trying to get you all to write in and tell us about your soil mixes so we can print 'em in The African Violet Magazine. Now we see The Capitol City AVC is preparing a booklet on "Soil Recipes" and want to include some from all areas of the country and from successful growers, too. They'd appreciate your sending your soil recipe to them — and I would like to get a similar copy!! . . . We're delighted that some of our older AV growers are sharing their knowledge with teenagers. Latest we've heard about is Lahla Yakel of Los Altos, CA, who said: "Our youth are one of our tremendous resources. What would the impact be if several hundred members of AVSA were motivated to start a Junior AV Club with the help and sponsorship of AVSA? I

think it would be tremendous." Mrs. Yakel has been working with teenagers several months giving them very specific ideas and techniques in growing African violets. She has taught 7th and 8th grade science at Cupertino Junior High School 11 years, having received her BA degree from Los Angeles State University and her Master's from Stanford University . . . It's with a great deal of pleasure that we welcome so many new members into the African Violet Society of America, Inc., which we affectionately refer to as AVSA. And if you older members have been reading Edith Peterson's message from the "President's Corner" in each issue of our magazine, you'll note that we have in excess of 18,000 members. So you see how many new ones are among that number! Many of these new members were signed up at your shows — others were given plants as gifts and have taken out AVSA membership to get the magazine to learn more about growing African violets. Whatever the reason, we have several thousand more members than a few years ago! And we're mighty proud of this fact. But now we have an obligation to these new members: To help each one of them grow beautiful African violets . . . to teach them that there'll be many disappointments and failures before they'll be able to find the answers needed and apply them to their specific growing conditions . . . and to encourage them not to be dismayed or give up too easily. These new members need to learn what the good growers do . . . to ask questions when in doubt . . . and to profit from past mistakes of older growers. And they can learn these things preferably in contact with you—but if they're way across the country, then let 'em learn through an article by you in the Magazine. From the many letters I get from them, they read the magazine from "cover to cover." So let's help them! Give them the benefit of your knowledge.

RESERVATIONS FOR CLASSES IN THE DESIGN DIVISION

Name _____


Street _____

City _____

State _____ Zip _____

Mail the above blank to Mrs. L. L. Presley, 4474 S. Cobb Drive S.E., Smyrna, GA 30080 by March 20, 1976.

Photo by Scott Beeler



IN THE SPIRIT
of '76

LIBERTY
by Tonkadale



**BICENTENNIAL
BELLE**
by Tinari

Question Box



By Anne Tinari, Tinari Greenhouses
2325 Valley Road, Huntingdon Valley, Pa. 19006

Our Society's 30th birthday is at hand; With a proud heritage we take our stand. In celebration let us pledge faith and love; To go forward stronger with help from above.

Q. I thought that the named varieties of violets were patented and not to be propagated for resale unless a royalty was paid. Is this true?

A. No, the only ones not allowed to be propagated are the ones which are patented such as the Rhapsodie series, when grown must obtain propagation rights from the originators, but the majority of violets are not patented and are allowed to be propagated and grown even though they are registered named varieties.

Q. Do plant leaves yellow when they lack nitrogen? Can one have too much nitrogen in the soil?

A. Lack of nitrogen produces stunted plants and the yellowing of bottom foliage that starts on the leaf edges and works back to the petiole.

An excessive amount of nitrogen in the soil can cause lush but weak foliage and sparse blooming.

Q. Why are the pink and white leafed episcias hard to grow?

A. We find these beautiful foliated episcias such as 'Pink Brocade' very difficult to grow under normal conditions. It seems the best specimens I have seen are grown in large terrariums where high humidity is in abundance. There, too, one must be ever so careful they receive only good light and not the hot sun to steam up the bowl. It is also important to make sure it receives proper air circulation.

Q. My 'Tommie Lou' has almost solid white foliage and does not grow normally. It did well under the lights for a time and now it is again a hopeless case. What is wrong?

A. We note that any of the variegated type plants that have an excessive amount of pure white leaves do have a very difficult struggle to live. They are really classed as albino and most of the chlorophyll is absent from the foliage, making it very difficult for the plant to survive.

For variegated types in general Peters' fertilizer puts out a variegated food that is excellent with a pH of 5-50-17, low in nitrogen and high in phosphorous.

Q. I belong to AVSA. I get the magazine and love it. Now I have found something I don't know what to do about. It looks like cotton gets all over on the leaves underside and at the blossoms. It comes so fast I look my violets over every day and find some. What is it and how do I get rid of it?

A. It sounds as though your problem is foliar mealy bug. It is most difficult to control this, especially when it gets a head start. Many times the mama and papa bug will go down into the soil and the cottony material you see is the brood to be hatched. Using alcohol will help or repotting them into new soil may also be helpful, then use an insecticide as per chart. Kelthane is also very good and spray at 7 to 10 day intervals to eradicate for at least three times, maybe more.

Q. I am having trouble! The centers of my plants are curling under. How can we remedy this situation and how long should the lights be left on each day?

A. We have found 12 to 14 hours of continuous light with 8 hours of complete darkness seem to be best for growing plants under lights.

Regarding your stunted centers, this is usually an indication of cyclamen mite. Be careful not to spread it by touching the plants. Either Kelthane or Malation, 1 tsp. to a gallon of water, can be of much help in eradication. One other thing about deformed centers: Plants grown under fluorescent light need more water and food than under natural light. A mild feeding at every watering is of great help. We prefer the Peters 12-36-14, ¼ tsp. to a gallon of water and use it at every watering.

Q. I once had a lovely blue violet called 'Blue Boy' and I lost it during a fire in my home. Could you possibly tell me where I could find this violet now? I'm unable to locate same.

A. A commercial grower, Judy Stroske, who runs Crestwood Violetry in Springfield, Va., sells older varieties that may no longer be in existence. Would suggest you contact her. She may have this variety.

Q. Dear Anne . . . Thanks a bunch for your answer on my dilemma with the red back leaves. I am new in violets and am so concerned about a lovely old plant of 'Zorro' given me. The leaves are

huge and very deep red underneath. Also have there always been leaves of this type or is it your personal opinion concerning them?

A. My dear, if you refer to the 'Zorro' introduced by Tinari back in 1958 that cultivar possessed the red back leaf from its first progeny. Incidentally, I have done a little research on this type and find back in the Q. Box Column, AVSA magazine, Vol. 9, Sept. 1955, before I was its editor, a discussion on red back leaves were of such interest to individuals they were asked to send in suggestions on obtaining and keeping these leaves to stay so red, and the consensus was then that strong light combined with lower temperatures caused the back of leaves to remain red.

Also if one recalls the convention held at French Lick, IN, in 1961 we were amazed at the magnificent red back foliage on a large percentage of the plants shown, and were told it was a water factor in that area that produced this trait.

Q. Please tell me when to cut the leaves to start a new plant?

A. Would suggest you select a well developed mature leaf, not an old one, or a young center leaf. Remove leaf with whole stem or petiole, then cut petiole about 1" or 1½" cut clean without bruising and dip lightly in hormone powder such as profliferol powder and put in to root. We find cutting placed in a rooting medium of half sterilized sand and half vermiculite is very successful.

Q. The potting mixture that I use has a lot of wood shavings in it. I've been told this is not good for my violets — right or wrong?

A. In regards to the wood shavings in your soil mix, material of this type is suitable if it is completely broken down. We find when wood particles have not disintegrated completely mold spores can be prevalent.

Q. Please explain some of the names that appear in various soil recipes — vermiculite, zonolite, terralite, perlite. Are they one and the same, only different trade name?

Is Dolomite lime the same as the lime we use on our lawns? What looks like masses of tiny white eggs clustered on root ball? Could it be insects?

A. Vermiculite, zonolite, and terralite are basically the same material under different trade names. The content is mica expanded by heat into spongy, resilient particles.

Dolomite lime is a natural form of calcium and magnesium carbonate, which supplies two elements important to plant growth, calcium and magnesium, and which also provides the necessary neutralizing effect. It is not the same as the lime used on outdoor lawns, etc.

I would guess from your description of masses of tiny white eggs in clusters could be a soil mealy bug or what is known as the Pritchard mealy bug.

Q. I am a novice in growing African violets and am wondering if you could explain the types of foliage that are often used like tailored, quilted and ruffled.

A. I would suggest your going to your library or purchasing the most recent African Violet Book by Helen Van Pelt Wilson which has excellent illustrations of all these type leaves with descriptions and pages describing the many specific types of foliages. This is also a very valuable book for constant reference if you plan to continue growing African violets.

Foliage types are very much like the name implies. For example, tailored is a very plain leaf and quilted one with raised areas reminding one of a quilted texture, etc.

Q. What proportion of Clorox to water do I use to sterilize plastic pots? How long do they need to soak in the solution?

A. My suggestion would be to use warm water and Clorox at the proportion of about 1 tablespoon to 1 quart of water. Let pots remain in solution for several hours. Pots will float to the top, but you must find a device to weigh them down. Plastic, depending on the quality, can deteriorate if left too long in a solution of this type. One word of caution, Clorox gives off fumes that can be harmful if inhaled for long periods of time. Be careful in its use.


TIP NO. 1 . . . To cover the holes in the bottom of a pot and to keep soil from washing out, cover the holes with a thick layer of filter floss — a material used in aquarium filters. This can be purchased at any tropical fish store. It is spun glass and will not damage the hands in any way.

TIP NO. 2 . . . I've discovered a good way to have African violets. I use aquariums and have a heater and fluorescent light above. By using a double unit stand, I can have fish on the top shelf and African violets in the aquarium on the bottom shelf. It works out very well.

PLEASE BE PATIENT

If your article or picture has not been printed in the magazine, please be patient. As soon as space is available, it will be used.

**MARGIE
JEAN**
by E. FISHER
of Canada



(Photo by Schroeder)

**AURORA
PLEASURE**
by R. BENKE



(Photo by Schroeder)



**A PAIR
OF BEAUTIES
BEYOND
COMPARE**

by Manelta Lanigan
(Photos by Schroeder)

GENESEE
FESTIVAL



GENESEE
JEWEL



COMING EVENTS

(Please send notices of "Coming Events" directly to the Editor; not to the Knoxville office. See Page 3 (Strictly Business—Your Business) for deadlines).

- JAN. 24** Top Choice AVS to conduct seminar, "How to Successfully Grow African Violets" at the Barnwell Center on the riverfront in Shreveport, LA. Open to public. Bring sack lunch. Registration 9 a.m. Seminar, 9:30 a.m. - 2:30 p.m. For more information contact Mrs. C. D. Attaway, president, 3451 Broadmoor Blvd., Shreveport, LA 71105.
- JAN. 31 — FEB. 1** Central Florida AVS to hold fifth annual show, "American Treasures With Violets" at the Florida Gas Company, Winter Park, FL. Mrs. H. Steven Johnson, show chairman. Jan. 31, 1:30 - 5 p.m.; Feb. 1, 11 a.m. - 5 p.m.
- FEB. 12-14** Upper Pinellas AVS to hold 17th annual show, "Celebrate '76 With Violets", at Sunshine Mall in Clearwater, FL. For further information contact Mrs. Charles J. Bird, 932 136th Street, Seminola, FL 33542.
- FEB. 20 - 21** New Orleans AVS to hold second spring show, "Violets for America", at Lakeside Shopping Center in New Orleans, LA.
- FEB. 26-27** First AVS of Denton, TX, to hold first show, "Bicentennial Celebrated With VIOLETS", in eighth floor Green Room of First State Bank. Mrs. Michael Parker, show chairman; Mrs. Tom Davis, club president. Feb. 26, 4-8 p.m.; Feb. 7, 10 a.m.-5 p.m.
- FEB. 28-29** St. Louis Metropolitan AVS to present annual AV Standard Show at Missouri Botanical Garden, 2315 Tower Grove Avenue, theme, "Violets Salute the Bicentennial." Mrs. James M. Francis, show chairman.
- MAR. 5 - 6** Top Choice AVS of Shreveport, LA to hold annual show and plant sale at Pierremont Mall in Uptown Shopping Center. Theme, "Violets Over America." Mar. 5, 2-9 p.m.; Mar. 6, 9 a.m. - 5 p.m. Mrs. T. K. Thomas, 2902 Missouri, Shreveport, LA 71109, show chairman.
- MAR. 6** Alamo AVS to present annual artistic display, educational exhibit and plant sale, "Happy Birthday, America! We Salute You With Violets", at Wonderland Shopping Center Mall. Chairman, Mrs. Byron Taggart; co-chairman, Mrs. Elwood Camp; educational, Mrs. R. H. Ware; president, Mrs. J. C. Loessberg.
- MAR. 6-7** Alexandria AVS to hold seventh annual show, "Happy Birthday, America," at Alexandria Community Center, 315 Belton Avenue, Alexandria, LA. Dr. J. B. Jung, show chairman; Mrs. W. H. Rollins, vice chairman; Mrs. Kenneth Branton, president. Mar. 6, 2:30 - 5 p.m.; Mar. 7, 10 a.m. - 4 p.m.
- MAR. 6-7** Corpus Christi AVS to hold annual show and plant sale at Corpus Christi Council of Garden Clubs building, 5325 Greeley Drive, Corpus Christi, TX. Theme, "Violets Speak Out for Liberty". Sandra Sigler, president; Dillie Sandefer, show chairman.
- MAR. 6-7** Violet Harmony Club of Fort Worth to hold annual show, "Spirit of '76", at the Botanic Gardens, Fort Worth, TX. Mrs. W. B. Stalling, president; Miss Maxine Beam, show chairman.
- MAR. 6-7** Tucson AVS to hold Spring Show at Randolph Park's NEW Recreation Center, 200 S. Alvernon Way. Theme, "The Spirit of '76". Admission free. For more information contact Miss Betsy Evans, 4430 E. Presidio Place, Tucson, AZ 85712.
- MAR. 12-14** First AVS of Dallas to present 22nd annual show, "African Violets and Bicentennial", at North Park Shopping Mall. Mar. 12, 5-10 p.m.; Mar. 13, 10 a.m.-10 p.m.; Mar. 14, 10 a.m.-5 p.m.
- MAR. 13-14** First Austin AVS to hold annual spring show and plant sale at Austin Area Garden Center at Zilker Park in Austin, TX. 10 a.m. - 5 p.m.
- MAR. 20-21** Baton Rouge AVS to stage annual show, "Violets Declare Independence 1975-76", at Harry Nelson Memorial Building on LSU campus, Baton Rouge, LA. Admission free. Mrs. Shirley Vogler, show chairman; Mrs. Earl Adams, president. Mar. 20, 3-7 p.m.; Mar. 21, 11 a.m.-5 p.m.
- MAR. 27-28** Sweet Water AVS of Long Island to present first annual show and plant sale at Hauppauge Middle School, Town Line Rd. and Lincoln Blvd., Hauppauge, L.I., NY. Theme "Violets Honor America." Admission, 50 cent donation.
- MAR. 27-28** Shreveport AVS to hold seventh annual show at Barnwell Garden Center, Shreveport, LA. Theme, "Parade of Violets - 1976". 12 noon-5 p.m. Jon D. Morris, show chairman.
- APRIL 2-3** Pomona Valley AVS to hold 23rd annual show and plant sale, "Bicentennial, USA" at the Church of the Brethren, 2175 Bonita Avenue. Admission free. April 2, 1-8 p.m.; April 3, 10 a.m. - 5 p.m. For further information contact Mrs. Alex Mueller, 3745 Emerald Ave., La Verne, CA, or Mrs. Arlowe Collom, 1777 Simmons Ct., Claremont, CA.
- APRIL 3-4** Thimble Island AVS, Stony Creek, CT, will present 15th annual judged show, hours and location to be announced. Co-chairpeople, Mrs. Louise Cacace and Mrs. Mary Phillips.

- APRIL 10-11** Capital District AVS and AVS of Albany to hold joint show at Knights of Columbus hall, 375 Ontario Street in Albany, NY. Mrs. Stanley Purzycki, show chairman; Mrs. Robt. Smith, co-chairman. Theme, "Glimpses of the Past". April 10, 2-7 p.m.; April 11, 11 a.m.-6 p.m.
- APRIL 10-11** Garden Club of Virginia to hold annual daffodil show at Rappahannock Community College in Warsaw, VA, theme being "The Bicentenary". April 10, 3:30-8 p.m.; April 11, 1-5 p.m.
- APRIL 22-23** First AVS of Beloit to hold annual show at KC Hall in Beloit, WI. Theme, "Violets for '76". Ida Scudder, show chairman; Alfred Alf, president.
- MAY 22-23** Lower Connecticut Valley AVS to hold judged show, "The Independence of Violets", at Essex Town Hall, Essex Co. May 22, 2-5 p.m.; May 23, 10 a.m.-5 p.m. Show chairman, Vickie Annunziata; co-chairman, Dorothea Wagner.



MARDI GRAS — Just as "Rex" is king of Mardi Gras, the African violet reigned supreme at the third annual show, "Violets at the Mardi Gras", staged by the First New Orleans AVS. The Mardi Gras theme was reflected in the Queen's table, (top photo) where Mrs. Lee Ann Alexander's winning plants were on display. They were 'Gisela', Queen of Show, 'Emperor Wilhelm', opposite to queen; and 'Candy', sweepstakes winner. Mrs. Alexander also won the AVSA Best Collection Award. In lower photo Mrs. Pat Wilty is shown with her violets and Purple Rosette for 2nd Best AVSA Collection Award. Other winners were: Mrs. Shirley Goslee, Mrs. Martha Gunther, Mrs. Nancy Porter, Mrs. June Charping, Mrs. Gloria Fayard, Mrs. Barbara Hutto, Mrs. Lenelle Campbell, Mrs. Anita Baudean, Mrs. Sally Bishop, Gertie Templet, Mrs. Alice Stumpf, Mrs. Giselda Blum.



GETS RIBBONS — Mrs. Dorothy Geib of Oconomowoc, WI, was winner of 31 blue ribbons and nine other special awards at the Oconomowoc AVS show, "Color My World With Violets." Her awards were Best in Show, 'Venus', AVSA Collection (gold rosette), 'Astro Rainbow', 'Delft Imperial', 'Hospitality', 2nd Best in Show, 'Astro Rainbow', unusual container with more than one African violet plant, (each plant scoring 90 or more points) 'Gigi', 'Anna', 'Gisela' and 'Red Baron.' Novice sweepstakes winner was Mrs. Phil Birdener with 11 blue ribbons. She also won AVSA Collection (purple rosette), 'Butterfly White', 'Wintergreen', 'Delft Imperial', and best cut blossom arrangement, 'Wee World of Color'.



**PLANTS AND
PHOTOS BY
PARK NURSERIES**



**PINK
DAWN**



**VERN'S
DANDY**



Helen Freie
Affiliate Chairman
4854 N. Cedar Ave.
El Monte, CA 91732



1976 is here and I hope it is the start of a very Happy New Year for all of you. Are we not all happy when everything goes according to schedule and on time? Well, let us make Mrs. Bell in the Knoxville office happy by paying your dues NOW, for you know you become delinquent on the first of March and I am not happy because it means someone forgot to send it in and I must send you reminder letters. So let us all resolve to instruct our treasurers to PAY NOW . . . This brings to mind the fact that the shows are beginning to be scheduled and that you must send for the AVSA Collection Awards including two schedules with your request at least five or six weeks in advance because the mails are slow and it saves worry for you that you will receive them on time. Your schedules were much improved last year and I am sure your shows were also. I can tell by the improvement of the SSA score sheets. Keep up the good work. Be sure to consult Ruth Carey's Handbook before making your schedules. There are a few changes that should be noted to make winning the special awards a little easier for you.

Keep your lists of new officers coming in to me - not to the Editor - as soon as your elections are over. You will never know how this saves time in July for me, thus facilitating the listing of clubs and their presidents for the November issue of the magazine. Please, dear members, don't forget to give me the addresses of your new officers and also when their term of office expires. The name alone is not much help in the files. Remember I am very far away from most of you and you are the only one who can help me.

For the Societies that give the AVSA Sweepstakes Award, please send me the name of the winner along with your show report so it can be listed

in the March issue of the magazine.

I wish all of you a very Happy New Year and know it will be because we have resolved to be DO-IT-NOW-ERS and not PUT-IT-OFF-ERS.

NEW AFFILIATES

It is with great pleasure we welcome into affiliation these four new Affiliates:

Viva La Violets
Mrs. Gene Thiel, President
100 Fletcher Dr.
Collinsville, IL 62234

Night Owl African Violet Club
Mrs. Lucille Patterson, President
2005 Arbrock Blvd.
Arlington, TX 76010

Air Capital Society of African Violets
Sheila Nigh, President
3840 So. Seneca D22
Wichita, KA 67217

Troy Alabama African Violet Society
Mrs. Sara Barbecee
Rt. 6, Box 8A
Troy, AL 36081

List Your Best Varieties

It is again time to submit your favorite African violets. It is our hope that every AVSA member of an affiliate and every AVSA member will send us a list of twenty-five. We are happy with the 1975 response. There were 100 varieties on the best varieties list. This list was compiled from 1510 individual lists. Thank you.

This is a new year. Start now to get lists from every society member. We need everyone's list. We received only 156 society lists and 87 single lists. I am certain we can do better this year. When sending in a list, please include your society name and your name and address. We received 4 society lists with no name or address. Luckily with the zip code, we were able to identify the society.

Please send your best varieties list before April 1, 1976 to Mrs. M. G. Gonzales, 200 Doris Ave., San Jose, CA 95127.

Please send names of new officers to Helen Freie, Affiliate chairman—NOT to the Editor!

Air-Layer Your Violets

Mrs. Thomas E. Pope
916 Kenilworth Parkway
Baton Rouge, LA 70808


Air-layering necky African violets has proved for me a better way to re-establish old plants. The method I devised takes several weeks less time for the plant to recuperate and flower again.

The two most common methods for handling older violet plants that have become necky is either to (1) take them out of their pots, remove part of the soil and repot to get the neck back into the soil for new roots to form or (2) cut the violet off at soil level leaving about two inches of stem, strip most of the foliage off and re-root the plant in water.

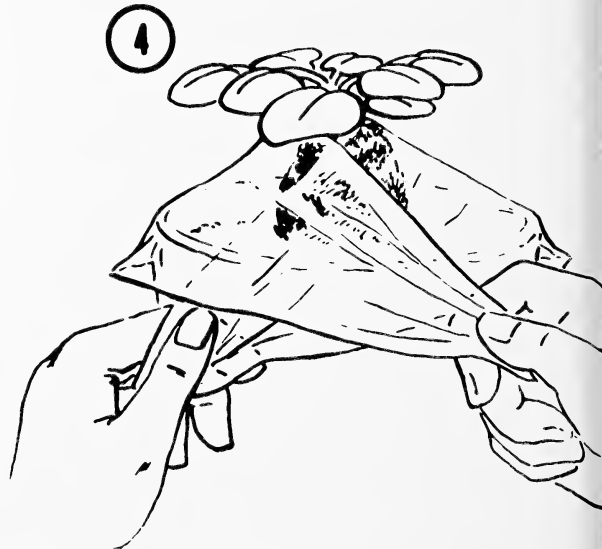
Air-layering has been very useful for re-establishing many house and patio plants and I thought it would work on violets. I have found it to be an excellent way to re-root necky violets and thought other growers may find this a simple and easy way to handle their problems with necky violets.



Figure 1 shows a typical violet on a long neck. The first step in layering is to remove leaves until a plant of no more than six inches in diameter remains, as shown in Figure 2. Also, clean the stem



of suckers, stubby leaf bases, or tough bark. This can be accomplished by scraping gently with your finger nail or with a knife. The next step is to wrap moist (not wet) sphagnum moss firmly around the stem (See Figure 3). Cover the sphagnum moss



with Saran wrap or similar clear plastic film. Make sure the plastic fits tightly both above and below the sphagnum moss to prevent drying out (Figure 4). Secure the plastic at the bottom using twist-

Notes About Wick Watering

Mrs. W. F. Anderson
360 Tulip Drive
St. Louis, MO 63119

5



ems, tape or similar devices (See Figure 5). If there is not space to tie at the bottom, spread the plastic slightly and anchor to the soil with plastic pins (See Figure 6). At this time your air-layer has been made.

6



Treat the layered plant the same as you would any other plant. However, check the moss periodically to be sure that it has not dried out. If it dries, moisten it with water. Small roots should form in the moss in 10 to 14 days. After about three weeks the sphagnum moss should be filled with roots. If it is well rooted at this time, cut the stem at soil level and completely remove the plastic film. Do not remove the moss. Pot rooted plant in a suitable sized container. Water and cover plant with a clear plastic bag for a week to ten days to give plant time to become re-established.

The advantages I have found for air-layering are: (1) There is little or no risk of loss of plant, (2) shock to the plant is minimal, (3) the plant will have a new root system with fresh potting mix, and (4) the plant will produce new growth and flowers sooner.

Air layering of violets is easy and I am sure it will work for you when you try it.

Soil Mix

Most any soil mix can be used in growing African violets. Just be sure the mix is kept light and aerified. Roots should be free and able to spread through the mix. You need a loose mix so that air can circulate throughout the mix. Roots need air as much as the leaf portion of the plant.

Since the article "Simplify Care with Wick Watering" was published in the September, 1972, magazine, we have continued to experiment with wick watering. We have tried many types of wicks and find nylon seine twine, a 3-ply twist not the braided cord, inexpensive and very satisfactory. Seine twine is available where fishing supplies are sold.

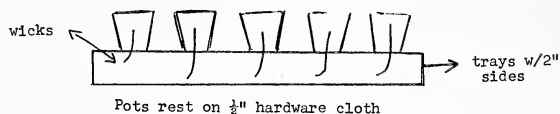
We use size #18 for 2¼ inch or smaller pots; #24 for 2½ - 3 inch pots; #36 for 3½ - 4 inch pots and #48 for larger pots.

Twine is melted in a candle flame to desired length instead of cutting. This prevents unwinding. Jagged ends are clipped, if necessary. Desired length is determined by measuring depth of reservoir plus enough to make a coil inside circling the bottom of the pot at the outer edge.

When a plant is first transplanted, it may need a smaller wick until the plant is established. To accomplish this, one ply of the wick may be clipped, untwisted and taped to the side of the pot to hold it out of the reservoir. Later, as growth increases, the extra ply may be replaced in the reservoir.

Potting mix for wicked plants must be loose, porous and drain well. We find the Cornell University Epiphytic Mix very satisfactory. It is a soil-less mix.

The 8 x 12 inch Perma-nest plant trays are convenient reservoirs for wicking. We use ½ inch mesh hardware cloth cut to fit with enough overlap to



bend over the edge and make a sliding top. These trays are easily cleaned, easy to fill and since they are opaque, less algae develops than in transparent containers.

NEW LIFE MEMBERS

Another new Life Member! Just as our membership roll is climbing higher and higher – AVSA now has in excess of 18,000 members – so is our Life Membership increasing.

Our latest Life Member is Mrs. Donald M. Reimer, 14 Pelham Road, Kendall Park, NJ 08824.

We've already announced the Mrs. Walter Hunt of Whiting, NJ, has been added to the Life membership roll – but we've just learned that both Mr. Hunt and Mr. Reimer decided to surprise their wives with AVSA Life memberships. What a wonderful surprise!

Lighting African Violets

By Dr. Stuart Dunn

(EDITOR'S NOTE: Stuart Dunn is plant pathologist at the University of New Hampshire, Durham, NH. He and Elwood D. Bickford are the authors of "Lighting for Plant Growth", published by Kent State University Press, Kent State OH, which provides a broad background on the photochemical effects of light on plants, as well as information on modern techniques in plant lighting, light measurement and controls. The first part of this article, a reprint from *The Florists' Review*, deals with lighting for plant growth or maintenance. The second part will deal especially with lighting African violets).

This year is being called "the year of the plant" because of the popularity and demand for plants of all kinds. Many more plants are being used to decorate residential interiors and for indoor gardening. With the increased interest in plants, there is also greater concern about keeping plants alive or in a good state of maintenance for extended periods in the home.

It goes without saying that keeping plants alive or in good condition in the shop is a primary concern of the retailer.

The demise of plants in the home or shop is probably attributable to (1) Poor care or lack of care or (2) poor light or lack of light. Advice or knowledge often can rectify either problem.

The following questions are typical of those asked by growers, and the answers are based on several years of research and experience. The answers should provide at least some basic knowledge of the light requirements of plants and how to meet such needs.

Why do plants need light?

To a plant, light is the energy that is needed to produce food and other substances required for growth and flowering. Plants are unique in that they are the only organisms that can convert light into food (sugars, starch, etc.) upon which they and all other living organisms depend.

Does it make any difference to a plant if the color of the light is blue, green, yellow or red?

Yes, it does. The leaf of the plant is the "factory" where the light energy is absorbed and converted into food. Because most leaves are yellow-green in color, this means that they reflect or reject yellow-green light. It also means that if the light source emits energy in all color bands, the light absorbed and used in the food-forming process of photosynthesis is in the blue and red portions of the visible spectrum, with the greater requirement being for red energy.

How is this need for blue and red light energy satisfied?

For plants grown out of doors, in greenhouses and on windowsills, blue and red light requirements are provided either directly or indirectly from sunlight. For those who wish to grow or maintain plants indoors where there is little or no

natural light, the light requirements must be provided by man-made light sources.

What light sources provide the blue and red light energy required by plants?

Of the numerous types of incandescent and fluorescent lamps available, each will provide some energy either in the blue or the red, but generally these lamps will not give a proper balance of blue and red energy for plants. For example, the familiar incandescent lamp is a good source of red but a poor source of blue energy. On the other hand, the Cool White fluorescent lamp is a good source of blue and yellow-green (largely rejected by plants), but it is a poor source of red energy. A combination of Cool White and incandescent lamps in the proper ratio can provide a much better balance of blue and red energy for plants than either lamp alone. This combination was used for many years before the invention of plant growth lamps.

What is a plant growth lamp, and why is it necessary if Cool White plus incandescent lamps are adequate?

A plant growth lamp is one that produces not only a proper balance of blue and red energy but also has its major output in these 2 kinds of energy. It is designed to provide this energy for plants and for no other purpose. In addition it combines in 1 source, rather than in 2 or more, the energy needs for plants. An example of a plant growth lamp is Gro-Lux.

It should be noted that, although plant growth lamps are more costly to purchase than Cool White fluorescent plus incandescent lamps, a fixture designed to accept a single light source is generally less costly to buy and operate than a fixture that will accept more than 1 type of light source, such as a combination of Cool White fluorescent and incandescent.

With the concern about energy conservation and cost of power, are growth lamps efficient in the use of electrical energy?

Yes. For example, the Gro-Lux lamp is a fluorescent, which is an efficient converter of electrical to light energy. The fluorescent lamp is over 3 times more efficient than the incandescent lamp in

converting electrical energy to light and will operate over 10 times longer before burning out. In addition, the fluorescent lamp produces much less heat than an incandescent of the same wattage and can be used in closer proximity to plants without heat damage to tissues. (Actual contact of plants and lamps should be avoided).

Adding to this efficiency is the conversion of the electrical energy by Gro-Lux lamps to the blue and red energy used by plants rather than to yellow-green, which is rejected, as with Cool White and other "white" fluorescent lamps.

Why are there 2 types of Gro-Lux fluorescent lamps, standard Gro-Lux and Gro-Lux Wide Spectrum?

In studying the light requirements of plants, researchers have found that supplementing the energy output of standard Gro-Lux lamps with that of incandescent lamps increased the farred energy output of this source. The addition of far-red, which is just beyond the visible bright red, has a marked effect in hastening the elongation, growth and flowering of nearly all plants. This characteristic is of great interest to the commercial grower because the growth of commercial crops can be forced at a faster pace, saving time and money.

As a result of this finding it was logical to design a lamp similar to Gro-Lux but including energy in the far-red to hasten the growth of plants. The Gro-Lux Wide Spectrum lamp was thus designed to produce energy in blue and red, as in the standard Gro-Lux, and to include the necessary far-red energy as well.

Far-red energy also is found essential to the normal flowering and growth of plants that normally grow in full sun (outdoor garden plants) as opposed to plants that normally grow in shade or semi-shade (indoor garden plants). These plants are sometimes referred to as high-energy plants and low-energy plants, respectively.

To summarize, high-energy plants not only have a different requirement for color of light but also require a greater quantity of light for growth.

How does an indoor gardener provide a greater quantity of light for high-energy plants?

If there is no greenhouse or bright window available, the indoor gardener wishing to grow high-energy plants should first choose the light source that will provide the energy in the blue, red and far-red color regions. The 2 alternatives: To use standard Gro-Lux plus incandescent (about 30 percent incandescent of Gro-Lux wattage) or to use Gro-Lux Wide Spectrum lamps. Higher levels of energy in each of the color areas can be produced by using more lamps of the same type or by using higher wattage lamps such as High Output (HO) or Very High Output (VHO) to light a specific area. Both standard Gro-Lux and Gro-Lux Wide

Spectrum lamps are available in the HO and VHO wattages.

Can plant growth lamps be designed with a more natural white color?

No. Lamps with a more natural color are no longer plant growth lamps. Plant growth lamps can be made to appear more natural to the eye by increasing the output of yellow-green energy at the expense of blue and red energy. When this is done, the lamp is no longer a plant growth lamp. For example, increasing the yellow-green output of a Gro-Lux lamp makes it a more effective light source for illumination (visual lighting) but less effective for plant performance.

There has been a great range of opinion on Gro-Lux lamp colors. Some have praised the color rendering as desirable—even "spectacular"—for displaying plants, and others have expressed their displeasure by describing the color rendering as unnatural and undesirable. By making a judgment on lamps on the basis of color, one is confusing the human visual function with the normal processes of plants.

What can be done in applications where one wants to combine the overhead lighting for illumination and for plants?

In this case there is a trade-off, and the energy for the plants is sacrificed for the energy for vision and vice versa. There are several alternatives for this application.

Some of the alternatives:

(1) A combination of Gro-Lux and Cool White fluorescent lamps.

(2) A combination of Cool White fluorescent and incandescent lamps.

(3) Use of the "natural" or deluxe types of fluorescent lamps with good blue and red energy balance.

(4) A combination of high-intensity discharge lamps such as Metal-arc (metal halide) and Lumalux (high-pressure sodium).

If one's indoor gardening is with typical indoor low-energy plants, what lamps can be used to maintain them without accelerating growth or flowering?

Standard Gro-Lux lamps provide the blue and red energy for indoor foliage and flowering plants without rapid acceleration of growth and flowering. The lamps provide sufficient energy to maintain the vegetative and reproductive growth so that the plants do not rapidly outgrow their pots or area in a short period. Gro-Lux Wide Spectrum lamps tend to stimulate rapid growth, leading to undesirable results.

How much more efficient are Gro-Lux lamps in producing blue and red energy than Cool White lamps?

The measured output of blue and red energy in watts from these lamps is shown in table 1.

Table 1
Energy in watts from 40-watt fluorescent lamps

	Standard Gro-Lux	Gro-Lux Wide Spectrum	Cool White
Red	2.86	1.86	.81
Blue	1.96	1.22	1.98
Total	4.82	3.08	2.79

As shown, the Gro-Lux and Gro-Lux Wide Spectrum lamps produce more red energy and more total usable light energy in the blue and red than Cool White. Compared to Cool White, Gro-Lux is over 3 times more efficient, and Gro-Lux Wide Spectrum is over 2 times more efficient in the production of red energy. In terms of total energy (red and blue), Gro-Lux is 70 percent more efficient, and Gro-Lux Wide Spectrum is 10 percent more efficient than Cool White.

How much more expensive are Gro-Lux lamps than Cool White?

The list price per lamp of 40-watt lamps and the unit cost of red energy produced is shown in table 2.

Table 2
Cost of 40-watt fluorescent lamps

	Standard Gro-Lux	Gro-Lux Wide Spectrum	Cool White
List cost per lamp	\$5.30	\$2.75	\$1.69
Cost per watt of red energy = lamp cost red energy	\$1.85	\$1.48	\$2.09

When a gardener buys a lamp for growing

plants, the investment is made in red and blue energy, particularly red energy. While the cost per lamp for Cool White is much lower than for standard Gro-Lux, the cost per watt of red energy is lower for Gro-Lux lamps. If one considers only red energy, the Gro-Lux Wide Spectrum lamp is the best buy, but there are other factors to consider.

What about using incandescent lamps alone or the special plant growth incandescent lamps for growth and maintenance of plants?

Incandescent lamps have already been described as a light source having: (1) Poor spectral balance (poor in blue), (2) high temperature, (3) short life (about 1/10th of fluorescent) and (4) poor efficiency (1/3rd the efficiency of fluorescent). In spite of these characteristics, it is certainly better to provide incandescent light than no light at all.

Care must be taken when one uses incandescent lamps to have the plants located at a sufficient distance to prevent heat damage. Used as the only source of energy, incandescent light is also known to produce soft, elongated growth of plants, and this might be undesirable.

Reflector incandescent lamps are commonly used to floodlight or spotlight an area, with the lamps mounted on or in the ceiling.

Little can be done to improve the spectral output of an incandescent lamp for plant growth. Because of the physics of this lamp, the spectral quality of its light output cannot be altered without seriously affecting the efficiency or life of an already inefficient and short-life source, and thus an incandescent plant growth lamp is not feasible.

What is the relative performance of Gro-Lux lamps in comparison to Cool White with and without incandescent?

Table 3
Performance of Gro-Lux lamps compared to Cool White

	Gro-Lux	Gro-Lux plus incandescent	Gro-Lux Wide Spectrum	Cool White	Cool White plus Incandescent
General plant appearance	1	2	2	3	3
Leaf pigmentation (color)	1	2	2	4	4
Leaf expansion	1	2	2	3	4
Cosmetic effect	1	3	3	5	4
Growth rate	3	1	1	3	2
Seed germination	1	—	2	5	—
Seedling survival	1	—	2	4	—
Stocky seedlings	1	3	3	2	3
Earliest flowering	3	1	1	3	2
Number of flowers	3	1	1	3	2
Height growth	4	1	2	3	2

Table 3 summarizes the results of published tests and grower experience with a wide range of plants. The results shown are on a 1 to 5 rating (1 signifies best).

Compared to Cool White and the other light

sources, table 3 shows that the standard Gro-Lux is best for:

1. General plant appearance (growth habit, conformation),
2. leaf pigmentation (color development),

3. leaf expansion (width of leaf),
4. cosmetic effect (how the plant appears under the light source),
5. seed germination (light-sensitive seed),
6. seedling survival and
7. stocky seedlings.

The addition of incandescent to Gro-Lux increases:

1. Growth rate,
2. earliness of flowering,
3. number of flowers and
4. height growth.

Gro-Lux Wide Spectrum is best for:

1. Growth rate,
2. earliest flowering,
3. number of flowers and
4. height growth.

Addition of incandescent to Cool White increases:

1. Cosmetic effect,
2. earliness of flowering,
3. number of flowers,
4. height growth and
5. growth rate.

The performance of plants is dependent to a great extent on the light source and its ability to produce the blue and red energy required. Equally important are the other requirements for growth:

1. Water,
2. temperature,
3. nutrients,
4. carbon dioxide,
5. humidity and
6. general care.

Lack of any of these interdependent requirements will be reflected in the performance of plants in growth and/or flowering.

What are the specific light requirements of some common plants?


Plants have been found to do well when lighted indoors for 12 to 16 hours per day with fluorescent lamps 6 to 12 inches from plant tops. If plants are grown in this way, plants requiring low energy will need 10 to 20 lamp watts per square foot of growing area beneath lamps, while plants requiring high energy will need 20 lamp watts per square foot or more.

If a footcandle meter is used, the light requirements are as tabulated in the following. Because the footcandle meter has the greatest response in the yellow-green, 100 footcandles (fc) of Cool White light = 66 fc of Gro-Lux Wide Spectrum light - 33 fc of standard Gro-Lux light. The light requirements of low and high-energy plants are shown.

LOW-ENERGY PLANTS—

Minimum: 50 Cool White fc = 17 GRO fc = 34 GRO/WS fc

Preferred: 100 to 500 Cool White fc = 33-167



GRO fc = 66-333 GRO/WS fc

aglaonema (Chinese evergreen)

aspidistra (iron plant)

aucuba

dieffenbachia (dumbcane)

dracaena

nephtytis (syngonoum)

Pandanus veitchi (screwpine)

Philodendron oxycardium

Philodendron pertusum (monstera)

sansevieria (snake plant)

HIGH-ENERGY PLANTS —

Minimum: 500 Cool White fc = 167 GRO fc = 333 GRO/WS fc

Preferred: 1,000 and above Cool White fc = 333

GRO fc = 667 GRO/WS fc

Aglaonema roebelini (Chinese evergreen)

anthurium hybrids

Begonia metallica

Begonia semperflorens

Begonia rex

bromeliads

cissus (grape ivy)

calceolaria

chlorophytum (spider plant)

coleus

crassula (jade plant)

Asplenium nidus (bird's-nest fern)

Hollyfern

ficus (rubber plant)

Kentia fosteriana (kentia palm)

kalanchoe

peperomia

philodendron other than oxycardium

Pilea cadierei (aluminum plant)

saintpaulia species (African violet)

schefflera

Scindapsus aureus (pothos)

sinningia species (gloxinia)

(To be concluded in March Magazine)

Mystic Guiding Hands

Mrs. Robert Vidrick
6113 Redwood Lane
Alexandria, Va. 22310

Attention all you brown thumb gardeners! There's hope for you yet! How do I know? For years I was one, trying to grow something green in a place of importance in my home. Alas! It seemed plants cringed and succumbed at the very idea of coming home with me. Thinking back, I suppose I loved them to death... too much water, too much fertilizer, and too many re-pottings. My mother-in-law could grow anything and to prove it she had 150 rose bushes in the yard and shelves of houseplants in every window of the house. With her for a teacher, how could one help but learn! Not me, I was stubbornly stupid about gardening! Finally, in desperation, I gave up. Mother Nature couldn't afford a "friend" like me or all her plants would be on the extinct list.

Then our family was crushed by the sudden death of my mother-in-law, who was like a mother to me. Dad was going to dispose of all the plants inside, and since I couldn't seem to make things grow I took only one large aspidistra home with me. Do you believe in legacies? I do now, because from that day on I have been growing and learning about plants and I am convinced her hand guides my growing skills. Mon "lives" in my 1000 violets, assorted gesneriads, begonias, ferns, etc., since that new beginning eight years ago.

My husband deserves a kingly crown for his indulgence and understanding, as well as his perpetuation, of my new "love". What began with a 24" Gro-Lux table unit is now 147 sq. ft. and 40 tubes, as my husband, faithful with his carpentry and electrical talents, periodically increased the plant growing area. Yes, sometimes he grumbled, with good reason, but I secretly think he enjoys violets, too. Last year he entered our flower show and won Best in Class for the non-member division by growing 'Rhapsodie Gisela' in a feather-rock... not an easy task. Now he helps pot "babies" that keep crying for more room! But enough of that! You want to know how all those "lovelies" grow!

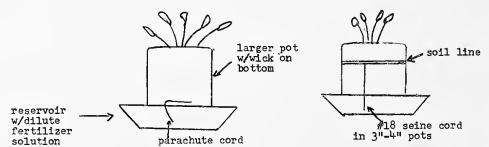
First, if you have a club available to you, JOIN. Old Dominion AVS has been an endless source of sharing for me. Second, if you are reading this in a borrowed book, JOIN AVSA. The knowledge from the Society is immeasurable. Third, PERSEVERE.

You will see violets growing well in a wide variety of mixes, as long as it is light and porous. My favorite mix has been equal parts Baccto, peat moss, vermiculite, and perlite. To each gallon add 1 cup charcoal, 1 Tbl. dolomite lime, 1 Tbl. 1%

disyston systemic insecticide, 3/4 tsp. Terraclor, 1/2 cup dried manure, 2 Tbl. bone meal. Soilless mixes have never proved satisfactory for me. Even a small amount of soil holds water better, re-wets more easily, and has better ionic exchange.

Plants are wicked in plastic pots on plain water for the first month. When fertilizer is added, I use 1/4 tsp. per gallon of water, alternating with Miracle Gro, Peter's, and Rapid-Gro. Once a month the reservoirs are refilled with plain water. During this time the plants are foliar fed once with 1/4 tsp. fish emulsion per gallon water. The leaves have a shine that chemical fertilizers alone cannot give them. I believe that a combination of organic and inorganic is better than one alone.

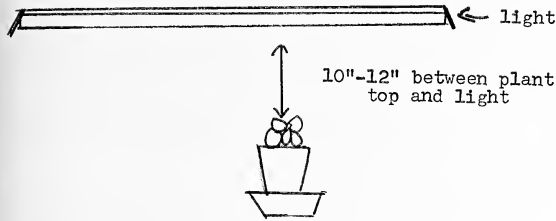
Customers are always intrigued by wick-watering and want to know how to do it. Novice growers are encouraged by the hope they may be able to grow a violet after all; and experienced growers are delighted to learn vacations are NOT impossible. The simplest reservoir is of plastic oleo or cheese cartons with a hole cut in the lid. The pot sits on the lid with the wick down in the water supply. For a large set-up, use trays about 2" high with half-inch hardware cloth cut to fit the top of the trays. This set-up has the added advantages of creating extra humidity and trays are easier to refill than cartons with lids. If you add 1/4 tsp. captan per gallon of water, algae will not grow in the reservoirs. This will not need to be added each time the trays are filled, as there always seems to be a little residue left in the tray. Plastic trays are preferred to aluminum as the chemical fertilizers will corrode the metal.



There are many variables involved with wicking, such as the pot (plastic or clay), the soil (heavy or porous), the wick (thick or thin), and even the temperature of the growing area. The thicker the wick, the more water it draws into the pot. Parachute cord in the very bottom of the pot has proven adequate for large pots with my soil mix, and #18 nylon seine cord, used for the 3 and 4 inch pots, should stop just under the soil line. Clay pots dry out faster and require parachute cord.

You should experiment with a couple plants before trying ANYTHING new on all your plants. Better safe than sorry, you know!

Temperature in the plant room varies from winter to summer because it is in the furnace room. The room itself stays about 75 degrees in winter, about 68 in the summer, and under the lights about 80. When the lights go off the plants



do get a slight drop in temperature. Lights are on 12 hours daily, with minis 6" below the double 40-watt tubes and standards 10-12 inches below.

Regular spraying with 1 tsp. Kelthane and 1½ tsp. Benlate per gallon water keeps plants healthy and pest free. New plants are washed, sprayed, and isolated until they are considered safe to join the others. Knock on wood! I have not had any "epidemics" with this method combined with the systemic insecticide in the soil. I have used the systemic in larger proportions than previously stated without harm to the plant. I would not want to be without it with such a large number of plants at stake! Old soil goes to the compost pile and is not re-used.

For every violet grower there is a different growing method. I offer you mine if you care to try it. However, you won't have those "mystic guiding hands" to help you as I do. God bless you!

If I Can Grow 'Em, So Can You

Mrs. Sharon P. Conner
R. D. #1, Box 801
Altoona, Pa. 16601

I am new to the wonderful world of violet growing, but I've caught the fever badly. I was dismayed when my first attempts wilted and gave up the ghost.

My husband, daughter and I live in an old country house, with a dog and cat. Country life is marvelous, but you have to be hardy when the cold winds of winter come.

I thought some of our fellow violeteers would be interested in how I solved a good number of environmental handicaps when I started to grow African violets in my home. My problems were not unique except in number.

My main cause of failure was the oil space heater in the living room, and it is our only source of heat. My plants, up until now, have been kept in the living room for winter warmth. They are at a south window on a four level metal shelf. These shelf units are very inexpensive and lend themselves to innovation quite readily.

Needless to say, in cold weather, my plants were subjected to the fumes and extremely dry air caused by the heater.

I tried setting my violets, each in their own pan with pebbles and water for the proper humidity. This took up too much space on my shelves that could be used for more violets and the humidity was still insufficient. I wanted to put all of my plants in large trays to save space. When I attempted to buy some type of tray from one of the local greenhouses, that would fit on my shelves, it was to no avail. I couldn't find anything suitable.

Since we have a house cat, I had an extra litter pan that wasn't in use. My brainstorm showed me, that here was the answer to my tray problem. With gravel and water, I prepared the cat pan and could set four plants comfortably in it. There is more surface space for water to evaporate around the pots.

I now had to protect my plants from the oil fumes emitted by the heater. I used some thin pieces of scrap lumber and made a four-legged frame to stand on the top shelf. I then purchased some clear plastic and draped it over this frame. It extends down past the last shelf of plants and is secured with clip type clothes pins. Now I can control the amount of humidity in the winter and also protect my plants to some degree from cigarette smoke and fumes which gather in a closed house. I can also control the amount of sunlight in summer by placing a piece of gauze over the top of the frame to protect my violets on hot afternoons.

My plant stand may sound like a white elephant, but in the dead of winter it's beautiful when it's filled with healthy, blooming, African violets.

I would like to hear how others with violet fever have overcome their own growing problems in the home. Maybe by telling how I solved my hindrances, it will help others solve theirs.

With cold weather coming up, I intend to do a little experimenting with some of my home grown plants. I want to try some other locations in the house and see if they will withstand the cold temperatures in the upstairs. Given proper humidity and sunlight, they just might be as hardy as my family in the chill of winter.

Affiliate 'appenings

(ED. NOTE: Please follow style used by magazine when sending in your show reports. Sorry but we have no space for theme descriptions. Readers want to know names of winning violets and winners. To conserve space, group winners with their plants as shown in the following reports):

THE NEW ORLEANS AVS' first show was held at Lakeside Shopping Center with Dr. Thomas Pope and Dr. Robert Black, LSU Cooperative Extension Service horticulturists, on hand. Theme was "Way Down Yonder In New Orleans". Awards were as follows: Queen of Show, 'Barbara Jean', AVSA Collection, (purple rosette), 'White Peacock', 'Susy Beardin', 'Starshine', tri-color award in design division, 'Mardi Gras', Mrs. Frank Renaudin, club president; AVSA Collection (gold rosette), 'Top Dollar', 'Ivory Buttons', 'Step Up', opposite queen, 'Ivory Buttons', sweepstakes for most blue ribbons, best project plants (donated by Mrs. Otis Magee), 'Marion Magee', best trailer, 'Pixie Trailer', best gesneriad, 'Ecleafatra', Penny Brenner; Award of Distinction in artistic design, 'Cotton Fields', best miniature, 'Clackamas Rattler', Jane Baker; Creativity Award, 'Shrimp Boats', Mrs. Susan Burden; best coral, 'Coral Reef', Mrs. Otis Magee; bronze rosette, educational exhibit, Mrs. Marjorie Blake.

Winners in the show, "Hallmark of Violets", staged by the AVS OF SOUTH BAY, Cupertino, CA, at Mayfield Mall in Mountain View, CA, were as follows: Best of Show, Tri-color, best single blossom plant, 'Forever White', Northern California Council Award, 'Pink Riot', 2nd award in aquamatic division, 'Granger's Carefree', Barbara McGee, 2nd and 3rd runnersup to Best in Show, 'Iris', 'Richter's Wedgewood', best variegated 'Tommie Lou', 3rd in aquamatic division, 'Circus Boy', Northern California Council Award, 'Westdale Velvet', AVSA Collection, (gold rosette), 'Iris', 'Richter's Wedgewood', 'Lili Belle', Edith Peterson Award, 'Edith V. Peterson', Anne Jantzen; largest blue ribbon plant, 'Wintry Nite', Dorris Hundler; best miniature, 'Window Blue', AVSA Collection (purple rosette), 'Sunbonnet Baby', 'Window Blue', 'Mini Mignon', Jean Rand; best semiminature, 'Sweet Pixie', Anne Kadack; best novice, 'Nona Weber', Alice Barger; best gesneriad, 'Sinningia Regina', sweepstakes, aquamatic division 1st awards, 'B. Lisa', Northern California Council award, 'Twin Lakes', Millie Kirschbaum; best terrarium, best planting, best bubble bowl, Lillian Chetalet, South Bay president; best arrangement, Dorothy Kahman.

"Violet Holiday" was the theme of the **PARMATOWN AVC's** 15th annual show held at the Parmatown Shopping Center in Parma, OH. Martha Fensel was show chairman, assisted by Miriam Tuchewicz and Alice DeSalvo. Award winners were: King of Show, 'Blue Excitement', Queen, 'Charm Song', AVSA Collection (gold rosette), 'Blue Excitement', 'Charm Song', 'Brigadoon', Ohio State AVS Collection, first place, 'Parma Zip', 'Husky', 'Crimsonny', Mrs. Fensel; smallest best blue ribbon plant, 'R. Maria', best semiminature, 'Coral Satin', Mrs. Robert Klimo; best blooming gesneriad, 'Wattsteinii', best artistic planting, Mrs. Tuchowicz; best gesneriad grown for foliage, 'My Bronze Queen', Mrs. Nan Mayfield; AVSA Collection (purple rosette), 'Lullaby', 'Miriam Steel', 'Garnet Elf', Ohio State AVS Collection second place, 'Katy's Garnet', 'Red Sparkler', 'Fashionaire', Mrs. Linda Neumann.

Thousands of persons viewed the **MILWAUKEE AVS'** 25th anniversary show, "Our Silver Anniversary with African Violets", at the Mayfair Shopping Center, which also included terrariums, arrangements and table settings in addition to the many specimen plants. Ray Peters was

show chairman with Mrs. Helen Geisler staging chairman. Award winners were: Best in Show, 'White Bloomin' Fool', AVSA Collection (gold rosette), 'White Bloomin' Fool', 'Gratitude', 'Double Black Cherry', best semiminature, 'Snow Star', Adeline Krogman; runnerup to best in show, 'Mars', sweepstakes, Helen Geisler; sweepstakes runnerup, Theresa Peters; best miniature, 'Mischievous', Jean Achauer.

Mrs. Harold Armstrong captured the AVSA Collection Award, first place, and her plants took 14 other awards at the 19th annual show of the **FIRST AV STUDY CLUB OF ASHTABULA** held in Conneaut, OH. A patriotic theme, "Violets U.S.A." was developed by Harry Burr, show chairman, assisted by Mrs. John Williams, who displayed ceramic figurines she had made for the event. Winners were: AVSA Collection, (gold rosette), 'Fanfare', 'Gene Garner', 'Precious Garnet', 2nd Best of Show, 'Precious Garnet', sweepstakes, variegated foliage, 'Just Beautiful', best blooming episcia, 'E. Karlyn', best of class rosettes; single blue, 'Blue Power', single coral, 'Coral Crest', double pink, 'R. Claudia', 'R. Jupiter', double white, 'White Angel', double purple, 'Aurora Purple Bliss', double red, 'R. Monique', double two-tone, 'R. Gigi', green edged, 'Peppermint Stick', geneva edged, 'R. Audrey', best semiminature, 'Icicle Trinket', Mrs. Armstrong; AVSA Collection (purple rosette), 'Starshine', 'Lavender Delight', 'Green Ice', 3rd Best in Show, 'Pansy Image', single white, 'White Elf', Harry Burr; Best of Show, and Hawley Award, 'Superfection', variegated foliage, 'The Parson', best of show in artistic division, best terrarium, 'The New World', best of class rosettes in artistic division, 'American Heritage', Mrs. Clyde Rosaa; best miniature, 'Pink Tiny Fantasy', novice sweepstakes, single two-tone, 'Garnet Elf', best of class rosettes in artistic division, 'Freedom of Worship', "Violets U.S.A.," Mrs. Garth McHattie; best columnnea, 'C. Early Bird', Mrs. John Ellis; best episcia, non-blooming, 'E. Chocolate Soldier', best of class rosettes, artistic division, "Freedom of the Press" and "Freedom of Speech", Mrs. John Torma.

J. B. Kuhler was chairman for "Holidays With Violets", sponsored by the **EVENING AFRICAN VIOLET CLUB** of Des Moines, and Donna Lauritson was co-chairman. Winners were: Best specimen plant, 'Lanigan's May Queen', purple rosette for AVSA collection, 'Open Face', 'Nancy Steele', 'Ruth Carey'; runnerup to Best of Show, 'Richter's Step Up', and runnerup in design division (dish garden) 'Irish Holiday', J. B. Kuhler; best exhibit in design division, 'Easter Parade', best plant in the aquamatic planter 'Happy Harold', Mrs. Lauritson; sweepstakes in horticulture, gold rosette for AVSA collection, 'Singing Surf', 'Lullaby', 'Silver Celebration', best semiminature 'Little Flame', Marie Ilstrup; best Granger Garden's introduction, 'Carefree' and best gesneriad, 'Antique Mahogany', Grace Jones; Sweepstakes runnerup in horticulture, best collection of semiminatures or miniatures, 'Tiny Fantasy', 'Midget Bon Bon', 'Rosy Snow Baby', best miniature, 'Sunbonnet Baby', best unusual container, 'Triple Treat', Sadie Petre; best violet trailer, 'Violet Trail', Florence Grannier; best club project plant, 'Blue Fashionaire', Sine Olesen; best window-grown violet, 'All Blue', Mayme Schubert; sweepstakes in design division, Claribel Proud-

fit; sweepstakes runnerup in design, Mildred Johnson.

Raymond Dooley took top honors at the **NEW YORK CITY AVS'** show, "This Is Entertainment", chaired by Edward Bradford, Monica Bohstrom is the president. Winners were: Best in Show, 'Becky'; Junior Best in Show, 'Jersey Devil'; largest blue ribbon plant, 'Woodland Sprite'; best semiminature, 'Fancy Pants'; AVSA Collection (gold rosette), 'Double Black Cherry', 'Firebird', 'Softique'; best and 2nd best aquamatic planters, 'Softique' and 'True Blue'; horticultural division sweepstakes with 52 blue ribbons; best artistic planting, "Give My Regards to Broadway"; best arrangement, "Pas de Deux"; best 3" miniature arrangement, "The Joy of Cooking"; best 5" miniature arrangement, "Parlor Games"; and sweepstakes, Raymond Dooley; Best in Show runnerup, best variegated foliage, Best New York State origination, 'Ivory Buttons', Mrs. Chris Leppard; Junior Best in Show runnerup, 'Tommie Lou'; AVSA Collection (purple rosette), 'Blushing', 'Tommie Lou', 'White Pride'; best terrarium; 2nd best artistic planting, "A Sporting Good Time"; 3rd best arrangement, "Pas de Deux"; and design division sweepstakes runnerup with 5 blue and 3 red ribbons, Edward Bradford; 2nd best New York State origination, 'Variegated Peak O'Pink'; horticultural division sweepstakes runnerup with 15 blue ribbons; 2nd best arrangement, "Madame Butterfly"; and 3rd best artistic planting, "A Sporting Good Time;" Mrs. Ann Dooley; AGGS best gesneriad rosette, 'E. Dianthaflora'; best sinningia speciosa, 'S. Speciosa Compact'; best blooming episcia, 'E. Dianthaflora'; and best collection of miniature sinningias, Mrs. Phyllis Rosenbluth; best semiminature sinningia, 'S. Freckles'; best miniature sinningia, 'S. Wood Nymph'; best foliage episcia, 'E. Cleopatra', Mrs. Adela Fernandez; best miniature African violet, 'Knee High', Mrs. Judith Fox; best natural light entry, 'Purple Choice', Anton Hardt; best novice entry, 'Orchid Twin', Frank V. Delly; best under water arrangement, "Under Water Adventure", Monica Bohstrom; best novice arrangement, "Twice-Told Tales," Mrs. Michay Kassel.

At the 16th annual show of the **UPPER PINELLAS AVS** held in Sunshine Mall at Clearwater, FL, Mrs. Russell I. Yawger won Best in Show with 'Garnet Elf', sweepstakes with 20 blue ribbons, and the AVSA Collection Award (Gold Rosette) with 'Garnet Elf', 'Colorado Knight' and 'Musetta'. Mrs. Royal Bratton received the award for Best under 12" with 'Bandmaster'; Mrs. Roy Raines, the AVSA Best Collection Award (Purple Rosette) with 'Bellringer', 'Bloomin' Fool' and 'Tommie Lou'; and Mrs. Jack Williams the Best in Design Division, "Serenity". Entries totaled 192 and 125 blue ribbons were awarded. In charge were: Mrs. Charles J. Bird, educational table; Mrs. Louis D. Feldman, chairman, and Mrs. Edgar Grimes, Mrs. Ernest Daleen and Mrs. Alex Schaefer, sales table.

The **SAN MATEO AVS'** eighth annual show and plant sale, "A Concert of Violets", had as chairman Edna Kilijan and Ethel Leary co-chairman. A musical invitation designed by Doris Cormier, to become AVSA members greeted guests at the AVSA table. The Club is 100% AVSA. The educational table backdrop featured the yearbook cover design, "Sweet Violets", display, designed by Carol Gard. Winners were: Sweepstakes, best in show and single blossom, 'Tennessee Pink', largest blue ribbon plant, 'Cranberry', best variegated, 'Little Marvel', best miniature, 'Little Smokey', AVSA Collection Award (gold rosette), 'Jolly Giant', 'Tennessee Pink', 'Delft Imperial', best Northern Council entry, 'Westdale California', (hybridized by Irene Hazeltine), Celine Chase; first runnerup, 'Star Shine', Karen Barkowitz; 2nd runnerup, 'R. Barbara', Helen Bursley; best novice, 'Creekside Moonbeam', best semi miniature, 'Bambino', Victor Constantinov Award, 'Delta Blue', best unusual container, Judy Mitchell; best project plant, 'Westdale Sassy', Allen Bursley, Jr., arrangements sweepstakes, best terrarium, Doris Cormier. The sale netted \$750, which was donated

by the club to the El Portal campership fund for the orthopedically handicapped.

Gwen Jackson captured 11 awards at the annual show of the **AVC OF VANCOUVER**. They were: Best in Show, 'Chateaugay', 2nd best, 'Astrid', highest AV aggregate, 17 first, best Western Canadian origination, 'Maple Sugar', best Canadian origination, 'Fringed Pink Swan', best variegated foliage, 'Nancy Reagan', gesneriad grand award, 18 first, Pacific Northwest Judges' Council Award, best in German strains, best Canadian origination, best variegated. Other winners were: Best AV species, collection of three different named species, highest gesneriad award, Daphne Mahrer; best in amateur section, 'Fringed Pink Swan', 2nd best, 'Double Black Cherry', Chris Schwaikoski; best project plant, 'Lilac Morn', best dish garden, Mrs. K. Larson; best miniature sinningia, best terrarium, Alan Baker; best in novice section, 'Arbutus Pink', most blue ribbons in novice classes, Annette Kissack; 2nd best in novice section, 'Pocono Mountain' best club project other than AV, Doreen Boitard; 2nd highest AV aggregate, 12 firsts, best true miniature, 'Dolly Dimples', best miniature, Beth Unruh; exhibitor's own seedling, Harold Gethen; best gesneriad, 'E. Cameo', best in trailers, Leona Lyall; best semi-miniature, Muriel Nichol.

The **AVS OF LOWER BUCKS COUNTY** held its first annual judged show in Fairless Hills, PA, with William Lyons as chairman. Theme was "African Violets in a World of Music," with 190 entries in the horticultural division, 44 in design division and 17 in hobbies. Winners were: AVSA Collection Award, (gold rosette), 'Astro Pink', 'Ruth Carey', 'Wisteria', sweepstakes in horticulture, best plant, 'Ruth Carey', New Jersey Council Award, 'Festivity', 'Cranberry Ice', 'Bloomin' Fool', George McDade; AVSA Collection Award (purple rosette), 'Apollo Pink', 'Peppermint', 'Rambling Rose', sweepstakes runnerup, Blair Capriotti; best artistic design, "Japanese Sandman", Kayuke Lyons; best arrangement, "April in Paris," sweepstakes in design division, best in design division, and hobbies and needlepoint with violets, Natalie Capriotti.

"Crystal Celebration" was the theme of the 15th annual show of the **OLD DOMINION AVS**. Winners were: Best in show, 'Master Blue', and teamed with 'Brigadoon' and 'Carefree' to win the AVSA Collection Award (gold rosette), third best in show, 'Polly', sweepstakes runnerup in horticulture, Jean Melchior; second best in show, 'Violet Trail', Ina Choate; Sweepstakes and best semiminature, 'Red Elf', Jewell Hattori; best other gesneriad, Sinningia 'Skydiver', Marge Walther; second best other gesneriad, Columnea 'Carnelian', best miniature, 'Midget Valentine', best 'Delby', Leaneore Gallardo; best variegated foliage, 'Happy Harold', Amy Vidrick, who set up the educational exhibit on plant nutrition; first place, non-member division, Margaret Delia; second, Peter Henninger; design division, best novice and best in show, 'Age of Innocence', Corky Henninger; second best, 'Violets by Candlelight', third best, 'Winter Wonderland', sweepstakes in design, Judy Stroske; sweepstakes runnerup, Sheila Hughes, Show chairman; best violet in decorative container, Mary Ann Giangerelli; best terrarium, Amy Vidrick.

THE SILVERMINE AVS held its second annual judged show, "Heaven is Violets", with Mrs. Joseph Stramandole of Darien, CT, as show chairman and Mrs. John Kosik, Jr., of Stamford as co-chairman. Award winners were: Best in Show, 'Pocono Mountain', second best, 'Miriam Steel', AVSA Collection, (gold rosette), 'Miriam Steel', 'Lavender Delight', 'Tommie Lou', runnerup to sweepstakes (16 blue ribbons) Glenn H. Jackson of East Norwalk; AVSA Collection, (purple rosette) 'True Blue', 'Peach Frost', 'Lavender Delight'; sweepstakes (18 blue ribbons), Mrs. Stramandole; Best President's Challenge 'Like Wow Sport', special award for commercial display

table, Mrs. Anthony Cheska of Stamford; best blue ribbon artistic arrangement, 'Cloud Nine', special award for educational table, Miss Lori Holomakoff of South Norwalk; best blue ribbon small arrangement, 'Stardust', Mrs. Thomas Mangold of Norwalk; special award to Mrs. John Kosik, Jr. of Stamford for unusual container, a glass fish, 'Pique Pixie', Mrs. Kosik; a special award for the staging of theme "Heaven is Violets", Mr. and Mrs. Kosik.

Mrs. Glenn Clark took seven top honors at the TRICITY AVS' annual show in Piqua, OH. They were Queen of Show, 'Lullaby', Princess, 'Clipper', sweepstakes award, smallest plant, 'Tippy Pink', President's Award, 'Happy Harold', and Ohio State Award. Other winners were: Largest plant, 'Winty Night', Mrs. James Castelee; best arrangement, "Do It", novice award, violet trailer, 'Mysterium', Mrs. Arthur Shuman. A total of 89 ribbons and 15 rosettes were awarded.

Mrs. Christine Leppard of Westfield, NJ, was winner of seven top awards at the annual show and plant sale held by the UNION COUNTY CHAPTER, AVSA, theme of which was "When Knighthood Was in Flower". Her awards were: Queen of Show, 'Wedgewood', 1st runner-up, 'Ivory Buttons', 2nd runner-up, 'Tinted Frills', sweepstakes with 36 blue ribbons; AVSA Best Collection (Gold Rosette), 'Wedgewood', 'Ivory Buttons', 'Coral Flame', New Jersey Council of AVC Award, 'Tinted Frills', 'Ophelia', 'Anna', best miniature arrangement. Other winners were: AVSA 2nd Best Collection (Purple Rosette), 'Ruth Carey', 'Blue Chips', 'Chanticleer', sweepstakes runner-up with 30 blue ribbons, Mrs. Glenn B. Hudson of Westfield; best arrangement, Mrs. Eric Orling of Westfield; best artistic planting, Mrs. John Krause of North Plainfield; novice award, Mrs. Robert McGuinness, Sr. of Cranford; junior award, Cathy Riemer of Kendall Park; and non-member, Mrs. Patricia Moore of Linden.

Mrs. J. W. Reitz won sweepstakes for the second consecutive year at the ST. LOUIS METROPOLITAN AVS Show, "Violets Sing a Song of Seasons", with second best in show, 'Ruth Carey', Wee Princess, 'Midget Valentine', second best miniature, 'High Stepper', third best miniature, 'Window Blue' and third best semiminature 'Snoopy'. Other winners were: Best in Show, 'Shining Plumage', Gene Thiel; third best in show 'My Darling', best semiminature 'Dancing Doll', AVSA Collection Award (Gold Rosette), 'Lindy Lou', 'Lullaby', 'My Darling', Mrs. Knute Swennes; second best semiminature, 'Krista', Mrs. Robert Laske; AVSA Collection Award (Purple Rosette), 'Fashionaire', 'Lindy Lou', 'Staliner', Mrs. Gary Gass; Miniature Collection Award, 'Baby Dear', 'Bagdad', 'Tippy Pink', Mrs. J. E. Holliday; St. Louis Rosette for best in arrangements, "Wayward Winds", Mrs. Dana Gipson; St. Louis Rosette for best in plantings, 'Tales of Vienna Woods', Mrs. Alfred Russom; best terrarium, Mrs. Fred Steffan; best yearbook, Saintpaulia AVC.

In a near-sweep at the fifth annual CORPUS CHRISTI (TX) AVS show, Mrs. C. Edwin Briggs won the AVSA Collection Award (Gold Rosette), First Maid of Honor, Gulf Breeze silver award, project plant, 'Duet' and sweepstakes with her 16 entries. Other winners were: Mrs. George Yantis, Maid of Honor; Mrs. Jerry Sigler, Princess; Ray Lange, best artistic design and arrangement; and Mrs. Thelma Owens, project plant, 'Blue Sultan'.

"French Cafe - Specialty: African Violets" was the theme of the 25th annual show of the AVC OF TRENTON, NJ. Winners were: AVSA Collection (Gold Rosette) 'Brigadoon', 'Ann Slocomb', 'Artic Mist', NJ Council Collection (state award), 'Little Mountain', 'Pink Swan', 'Pure Innocence', best specimen, 'Artic Mist', second best specimen, 'Garnet Elf', sweepstakes in horticulture, best bubble bowl, best gesneriad, 'Cindy', gesneriads sweep-

stakes, Elda Black; horticulture sweepstakes runnerup, 2nd best AVSA Collection (Purple Rosette), 'Junior Miss', 'Icicle', 'Azure', best mini and semiminature, 'Wild Lemon', best girl foliage, 'Lady Luck', best educational table, Harold Black; best variegated, 'Empress', best arrangement, best artistic planting, best miniature arrangement, arrangements sweepstakes, cut flower arrangement, Helen Condon; special award on staging, Dorothy Phelan; best specimen under 10", 'Patches', Mrs. Hermina Engelberger; original violet design hooked rug, Sophie Sulek.

THE FIRST ARLINGTON AVS held its annual show "Violets for All Seasons" in Arlington, TX., Winners were: Best of Show, 'Dutch Miss', best miniature, 'Bloom Burst', and best artistic planting, Mrs. Charles M. Berry; best single, 'Starshine', Mrs. W. H. Haugh; best variegated, 'Val's Sweet Dreams', best gesneriad, 'Lady Lou', Mrs. J. C. Harris; Award of Appreciation for Educational display, 'Be a Winner', 2nd in aquamatic planter, 'Dainty Lass', Mrs. B. A. Forcht; best arrangement, Mrs. T. W. Padgett; AVSA collection Award, (purple rosette), 'Tommie Lou', 'Garnet Elf', 'Peach Frost', Mrs. C. W. Beck; AVSA Collection Award, (gold rosette), 'Happy Harold', 'Kathleen', 'Granger's Carefree', best double, 'Triple Threat', 1st in aquamatic planter, 'R. Candy', sweepstakes award with 22 blue ribbons, Mrs. Don Nichols. There were 186 entries.

The BATON ROUGE AVS' annual show, "Violets Make a Sentimental Journey", was staged in the Nelson Memorial Center on the Louisiana State University campus with Mrs. Charles E. Jones as chairman. Winners were: AVSA Collection, (gold rosette), 'Tommie Lou', 'Double Black Cherry', 'Delft Imperial', best in show, 'Tommie Lou', sweepstakes, best artistic planting, "Star Dust", Mrs. J. Stanley Gremillion; AVSA Collection (purple rosette), 'Happy Harold', 'Butterfly White', 'Pink Swan', opposite to queen, 'Happy Harold', Mrs. William G. Vallery; best artistic arrangement, "A Tisket-A Tasket", Mrs. J. Y. Ragusa; best miniature arrangement (done with cigar boxes) "Sentimental Journey", Mrs. I. Hammett; non-member best in class, 'Delft Imperial', Mrs. Resa Sandoz; silver award to U.S. Hospital at Carville, La., 'Pink Flair', exhibited by Sister Ana of Carville. Mrs. E. E. Skillman is president of the Baton Rouge AVS and Mr. and Mrs. Jerome Brown were in charge of staging.

"Sweet, Sweet 16" was the theme of the show held by the AVS OF STATEN ISLAND, NY. Winners and their awards were: Mrs. Raymond Dooley, Best in Show, 'Lullaby', Tri-Color Rosette for best NY State Origination with 'Variegated Pink O'Pink', runnerup in sweepstakes with 27 blue ribbons, 2nd best collection in NY State semiminature plants and runnerup to best miniature arrangement; Raymond Dooley, 2nd Best in Show, 'Blue Chips', 3rd best in show, 'Exquisite', most trophy ribbons (14), sweepstakes, 65 blue ribbons, best Rhapsodie, 'Gisela', best variegated, 'Winty Nite', best miniature 'Little Eve', best miniature and semiminature classes of collection for NY State, Gold Rosette AVSA Collection with 'Delft Imperial', 'Coon Valley' and 'Wedgewood', best arrangement, "Reflections" and the best bubble bowl. Other winners were Mrs. Chris Leppard, 2nd best Collection of AVSA (Purple Rosette), 'Wedgewood', 'Leila' and 'Coral Flame', 2nd best NY State origination, 'Ivory Buttons', Monica Bohstrom, first place in best artistic planting, "Spring" and runnerup to best artistic planting, "Growing Pains"; Mrs. Evelyn Stockert, best miniature arrangement, "Sugar and/or Spice", runnerup to best arrangement, "Oldies but Goodies", best mystery plant 'Becky' and the best terrarium; Mrs. Glenn B. Hudson, best trailer, 'Pixie Pink', and Award of Merit miniature, 'Baby Dear', and best dish garden; Mrs. Barbara Kneuer, best bottle garden; Mrs. Hans C. Nielsen, 2nd best collection of miniature plants for the NY State class. Non-member award of 1 year membership went to Herman Schultz with 'Gypsy Pink', and Mrs. Herman Schultz for her 1st time blue ribbon with "Sinningia Freckles",

Mrs. Lee Gugliade received best plant in the Invitation Class with "Sinningia Pucilla".

"Show and Tell", the 13th annual show of the NAUGATONIC AVS of Shelton, CT, played to a record crowd at their recent two-day show. Winners were: Mrs. Newell Mallette, the tri-color award and best in show, 'Angela', AVSA Collection (Gold Rosette) award, 'Angela', 'Miriam Steel', 'Delectable'; first runnerup to best in show, 'Delectable' and second runnerup 'Miriam Steel'; Junior queen and first runnerup to junior queen, 'Fire Bird' and 'Final Touch'; first runnerup to sweepstakes, President's Challenge award, 'Sylvia' and two special awards for S. Diplotricha and best seedling; Mrs. Joseph Adams, sweepstakes, second runnerup to junior queen, 'Zita'; the smallest plant, 'Wild White'; Past President's award, "Show and Tell", the best artistic design, plant "Patricia"; best arrangement, "Small Talk", plant 'Elfriede'; special awards, for semiminature, 'Pink Dreamin'; bubble bowl and terrarium; Mrs. Julius Fargeot, second runnerup to sweepstakes; Mr. and Mrs. Joseph Adams, special award for the theme; Mrs. Chester Kuzia, special award for educational exhibit.

"Violets for Sweethearts" was the theme of the 16th annual show of the UPPER PINELLAS AVS held in Clearwater, FL. Winners were: Mrs. Russell I. Yawger, AVSA Collection Award (Gold Rosette), 'Garnet Elf', 'Colorado Knight', 'Musetta', best in show, 'Garnet Elf', best miniature, 'Tiny Fantasy'; best Rhapsodie, 'Astrid', and sweepstakes with 21 blue ribbons; Mrs. Royal Bratton, best under 12 inches, 'Bandmaster'; best club project, 'Purple Enchantment'; and best shadow box; Mrs. Roy Raines, first runnerup to best in show, 'Gisela', second runnerup to best Rhapsodie, 'Gisela', AVSA Collection Award (Purple Rosette), 'Tommie Lou', 'Bloomin' Fool', and 'Wrangler'; Mrs. Erik Sollid, best aquatic, third runnerup to best in show, 'Maria'; Mrs. Jack Williams, best semi-minature, 'Joy Blue', best in design division, 'Serenity', best humorous container, and best dish garden; best generiad, "Pink Brocade", Mrs. Joseph Jackman; beautiful container, Mrs. Alex Schaefer; best terrarium, Mrs. Richard Howard; best miniature arrangement, Margaret R. Stonaker; best novice, 1st, 'Wrangler', Mrs. Doug Hatton; 2nd, 'Bell Ringer', Roy Raines, 3rd, 'R. Gigi', Mrs. Nathan Tracy; runnerup in design division, "Sweethearts on Parade", Mrs. Winfred Infinger.

AVSA President Edith Peterson sat at the AVSA table both days of the annual show, "Galaxy of Violets", of the AVS OF SAN FRANCISCO and signed up 36 new AVSA members. Top winners were AVSA Collection Award, 'Purple Gold', 'Blue Fashionaire', 'Pink Philly', best in show, best double, 'Purple Enchantment', best variegated foliage, 'Festival', best single, best white, 'Forever White', best Western registered variety, 'Ivory Venus', Sally Smith; best in show runnerup, 'Garnet Elf', Cecelia Ambler; sweepstakes with 34 blue ribbons, best mini, 'Midget Midnight', most unusual container with 'Mini Mignon', best in artistic class, 'Lunar Horizon', most blue ribbons in design division, Cecelia Ambler; sweepstakes runnerup with 18 blue ribbons 2nd best registered Western variety, 'Edith V. Peterson', Lou Ambler; 2nd runnerup to Best in Show, 'Blue Lady', best semimini, 'Cheer U', best 'Blue Reverie', Mary Michniuk; best novice, 'Blue Flair', Steve Bonacich; best 'Edith V. Peterson', Lloyd Hoover; 3rd best registered Western variety, 'Westdale Velvet', Edith Sharpe.

Amidst a colorful display of African violets at the ONTARIO HORTICULTURAL ASSOCIATION CONVENTION at Barrie, two Canadian members of AVSA, Murna Kosowan and Sylvia Richardson, distributed hundreds of AVSA leaflets and "talked" violets for two days to promote AVSA in Canada. Ms. Kosowan's prize winning plants and hanging gesneriads were a great attraction to the 700 people attending the Convention. Copies of

the African Violet Magazine were attractively displayed beside a sign which invited visitors to join AVSA and receive their own copies of our magazine, along with all the other pleasures of membership in AVSA. Hopefully the number of members in this fine organization has gone up, up, up.

SPARKLING WATERS AVS' 16th annual show held at the American Legion hall in Orange, CT, resulted in the following awards being presented: Best in show, 'Country Music', runnerup, 'El Chico', sweepstakes runnerup with 9 blue ribbons, and educational exhibit, Mrs. Gerald Stott; sweepstakes with 11 blue ribbons, arrangement, "Picture Perfect" and President's Challenge, 'Best Entry', best artistic planting, Mrs. Arnold Haessler of Trumbull; best miniature, 'Tiny Rose', Mrs. Julius Fargeot of Branford; theme staging, "A Violet Frame Up", James Beckwith of West Haven. Other members receiving ribbons were Mrs. James Beckwith, Mrs. James Donnelly, West Haven; Mrs. Dwight Blakeslee, Mrs. Chester Tolman, North Haven; Mr. and Mrs. George Boose, Arnold Haessler, Mrs. Lester Nettleton, Trumbull; Mrs. Lawrence Flynn, Cheshire; Mrs. Wm. J. Harkins, Jr., So. Meriden; Mrs. Norman Nielsen, Milford; Mrs. Jacob Walkovitz, Hamden.

More than 3,200 persons viewed the FIRST AUSTIN AVS' ninth annual show, "Remembering the Past - Toasting the Future", featuring an historical review by using titles from previous shows and looking forward to the future of violets. Winners were: Mrs. L. F. Lidiak, Best horticulture specimen, 'Miriam Steel', 2nd best, 'Maneta's Fanfare', best single, 'Burma Ruby'; best double, 'Blue Falcon'; best white, 'Miriam Steel'; Genevaged, 'Peak of Pink'; variegated foliage, 'Variegated Peak of Pink'; semiminature, 'Beginner's Luck'; Society-project plant, 'Dora Baker', Austin hybridized, 'Irene Meier'; Utz hybridized, 'Wits End'; 2nd best aquatic planter, 'Starshine', AVSA Collection (Gold Rosette) 'Miriam Steel', 'Maneta's Fanfare', and 'Brigadoon', Mrs. Terrance R. Leary, Sweepstakes in horticulture most blue ribbons in horticulture and design divisions collectively, best red, 'Tina'; miniature, 'Tippy Pink'; unusual container, 'Pixie Trail'; under 12" 'Dardevil'; Award of Merit, minitrailer, 'Pixie Blue', best arrangement, "The Sky Is the Limit"; and best terrarium; Mrs. R. L. Pritchett, best blue-purple, 'Blue Boy'; best pink, 'Ann Slocomb'; Mrs. Fred C. Young, AVSA Collection (Purple Rosette) 'Shining Plumage', 'Texas Blue Treasure', 'Lili Belle', best pink fringed, 'Shining Plumage', best trailer, 'Trail Blazer'; Mrs. R. T. Davis, best artistic planting, "There's Treasure in Texas"; sweepstakes in design division; Mrs. Zella Kenyon, best novice, 'Lullaby'; Mrs. Wesley Diver, best aquatic planter, 'Annie Mae'; Mrs. C. R. McCord, third-best aquatic planter, 'Barbara Jean'; Mrs. W. L. Meier, Sr., best Texas hybridized plant, 'Evening Shadow'; Mrs. Luther Thompson, best species, "S. Pendula"; Mrs. W. H. Balzen, best Gesneriaceae-family plant, "E. Silver Sheen"; Mrs. E. L. Stryk, Award of Merit for episcia, "E. Velvet Brocade"; and Mrs. Forrest W. Wilson, Award of Merit for the educational display, "Not Just a Violet."

THE FIRST AVS OF DALLAS, TEXAS held its 21st annual show, "Fiesta of Violets", and presented the following awards: AVSA Collection (Gold Rosette) 'Tommie Lou', 'Silver Dust', 'Hondo', sweepstakes, Madeline Martin Trophy, 'Butterfly White', President's Trophy, 'Hondo', First AVS trophy, 'Tommie Lou', Award of Merit, 'Gov. Wallace', Burmas Plastic Award, 'Gov. Wallace', Mrs. Charles Frost; AVSA Collection (Purple Rosette), 'Serenity', 'Pinks-a-Poppin', 'Ann Slocomb', Best in Show, 'Serenity', best unusual container, 'Pixie Blue', Minnie Bone Trophy, 'R. Elfriede', Mrs. D. L. Treadway; best miniature, 'Window Blue', Mrs. James Hankerson; best semiminature, 'Dora Baker' sweepstakes, Mrs. Alvin Whitfield; best gesneriad, 'Silver Sheen', Mrs. John Bubak; best project plant, 'Red Dragon', Mrs. C. Hugh Heard; tricolor, creativity, most original, most naturalistic and

award of distinction in arrangements, Mrs. John Kreska; best miniature arrangement, Mrs. J. Randolph Barnes.

Mrs. Frank S. Huebscher of Panama City, Fla., was winner of nine awards at the **MIRACLE STRIP AVS** annual show in Panama City, Fla. Show theme was "Violets Salute the Snowbirds". Winners were Mrs. Bessie Harvey of Tallahassee, Queen of Show, 'Autum Sky'; Mrs. Huebscher, opposite to queen, 'Red Head', Jr. Queen, 'Southern White Stag', opposite to Jr. Queen, 'Tiny Fantasy', tricolor in design division, distinction in design, best double pink, 'Crystal Dixie Heart', best Tinari introduction, 'Astro Rainbow', AVSA Collection Award (Gold Rosette), 'Delft Imperial', 'Astro Rainbow', 'Patricia', first in sweepstakes in entire show; Mrs. Lucile J. Wasson of Panama City, second sweepstakes, best variegated, 'Parson's Love', Ellen McCulloch of Panama City, third sweepstakes' best small arrangement, Mrs. Jack Chatwood of Panama City; best unusual container, Mrs. Colene Parsons of Ebro, and best in class for men only, Roy Parsons of Ebro.

Some 2,200 persons registered at the **COLUMBUS (OH) AVS** show, theme of which was "Growing Lovelier". The 406 entries in the show were contributed by 32 members, and a total of 224 blue ribbons, 40 best of class and 26 rosettes were awarded. Top winners were: Evelyn Grinstead, Queen of Show, 'Blue Storm', AVSA Collection Award (Purple Rosette), 'Blue Storm', 'Artic Mist', 'Presto Pink'; Ohio State Council Award, 'Peach Frost', 'Spartan', 'Little Joy'; Mildred Lusk, Princess, 'Tommie Lou', AVSA Collection Award (Gold Rosette), 'Tommie Lou', 'Lyndy Lou', 'Top Dollar'; Viola Tucker, sweepstakes; Fran Lane, best arrangement, best artistic planting; Lois Noble, novice award.

The Gov. Philip W. Noel award for best in horticulture and the Tricolor Rosette fell to Brother Blaise for his plant, 'Wisteria', at the **RHODE ISLAND AVS** show and Mayor James L. Taft trophy for best in design went to Jeanette Richard for 'Milady's Bonnet'. Show theme was "Swing Into Spring". Other awards were as follows: best jumbo (over 16"), 'Angela', best violet (12-16"), 'Wisteria', best violet (under 12"), 'Clipper', second best, 'Marta', AVSA Collection Award, 'Ruth Carey', 'Wisteria', 'Angela', sweepstakes (18 blue ribbons), Bermas Plastic 2nd award, 'Quasar', Rhode Island AVS award, Bro Blaise; 2nd best (12-16"), 'Heidi', 2nd best miniature, 'Pink Cameo', best arrangement, 'Spring Song' best artistic, 'Milady's Bonnet', Rhode Island AVS award, sweepstakes runnerup, Jeanette Richard; 2nd best (over 16"), 'Vern's Delight', best miniature, 'Little Dogwood', Men Only, 'Vern's Delight', Henry Vivier, Jr.; best semiminature, 'Sweet Pixie', best trailer, 'Seventh Heaven', Bermas Plastic Award, 'Triple Threat', Vincent Ballerano; 2nd best miniature, 'Tiny Gypsy'; best club challenge, Rhode Island AVS award, Phanuel Gibbs, 2nd best club challenge, 2nd best novice, 'Purple Choice', best novice, 'Lisa', Rhode Island AVS Award, Howard Briggs; Bermas Plastic first award, 'Pink Flair', Kurt Faulhammer; theme award, Jackie Mignacca and Rosemary Pariseault; education, Curtis Mason and Vincent Ballerano.

Mrs. Edward (Mary) Snell of Ontario won best in show with 'Mary D' at the 22nd annual show of the **POMONA VALLEY AVS**. There were 41 exhibitors, with 349 horticultural exhibits and 61 entries in the design division. Approximately 900 visitors attended the two-day event. The theme was "Festival U.S.A." and the staging was done by Mrs. Verne Cowell of El Monte. Winners were: AVSA Best Collection (Gold Rosette), 'Miriam Steel', 'Henny Backus', 'Carefree'; 2nd best AVSA Collection Award (Purple Rosette), 'Wedgewood', 'Triple Threat', 'Rene Edmondson'; Southern California Council Award, 'California Sunrise', best miniature, 'Redderness', best semiminature, 'Dora Baker'; sweepstakes, Art Hill of Fullerton; best single blossom, 'Wendy Cris', sweepstakes for

other gesneriads, Mrs. A. K. Baird of Claremont; best compact, 'Grant's Sensation', Dorothy Foote of Pasadena; best novice, 'Garnet Elf', Mrs. Marge Jenny of San Gabriel; outstanding arrangement, "A Toast to Happiness", Rosie Frank of Azusa; best artistic planting, best theme arrangement, Lois Mueller of La Verne; outstanding artistic planting, Cambs of La Verne; sweepstakes in design, Mrs. Mueller and Anna Hill of Fullerton (a tie).

The **AFRICAN VIOLET CULTURE CLUB** of Port Arthur, TX, staged its first show with several hundred persons attending the two-day event. Judges were on hand from Austin, Houston and Beaumont to congratulate the following winners: Mrs. Percy Broussard, AVSA Collection Award (Gold Rosette), 'Bloomin Fool', 'Bradshaw's Choice', 'Clipper'; queen of show, 'Pink Lady', junior queen, 'LaRosa', DAVS Collection (Purple Rosette), 'Val's Winsome Pink', 'Violet Bouquet', 'Annie Mae', best plant of 'Grace Foote', best introduction of House of Violets, 'Pink Lady', best episcia, best semiminature, 'Dora Baker', best miniature, 'LaRosa'; sweepstakes in horticulture; Mrs. C. J. Ganson, AVSA Collection (Purple Rosette), 'Bellringer', 'Blue Fashionaire', 'Bloomin Fool', DAVS Collection (Gold Rosette), 'Val's Violet Bouquet', 'Annie Mae', 'Violet of Happiness'; Mrs. Allen Dawson, sweepstakes in design division; Mrs. James Bartlett, best terrarium, best Granger's Introduction, 'Brigadoon Sport', Mrs. Wm. R. Athey, tricolor for best gesneriad, C. Early Bird; Mrs. C. J. Henderson, best arrangement; Mrs. Clark Carpenter, best in unusual container; Mrs. Cindy Chatelain, best variegated plant; Mrs. Opal Looper, best miniature arrangement.

Mrs. T. E. Tomlinson, president of the Harmony AVC of Fort Worth, TX, won the AVSA Collection Award (Gold Rosette) with 'Artist's Dream', 'Venetian Lace', 'Peach Frost' at the 11th annual exhibition of the **HARMONY AVC** at the Fort Worth Botanic Garden Center. Dr. David Fuchshuber won Best in Show with 'Blue Lou' and also took first place for the best begonia.



LOVELY PLANTS — These lovely plants being held by their proud owners received awards at the annual show of the **Central Florida AVS** in Winter Park, FL. Winners were (left to right) Mrs. John C. (Mary) Reed, of Merritt Island, Best in Show, 'Happy Harold' (on table) and holding best ballet, 'Lisa'; Mrs. Helen C. Ross, of Orlando, Best AVSA Collection, (Gold Rosette), 'Charm Song', 'Blue Nocturne', 'Shag'; and Mrs. Clyde (Mae) Benninghoff of Kissimmee, third sweepstake 'Lisa'.

Mrs. Charles (Mae) Phillips won the AVSA Collection award, (gold rosette) with 'Starshine', 'Chanticleer' and 'Peppermint', Queen of Show, 'Painted Orchid', opposite to Junior Queen, 'Pink Star', and show sweepstakes at FRAYSER AVC show in Memphis, TN. Other winners were: Opposite to queen, 'Garnet Elf', junior queen, 'R. Elfriede', Ed Bronson, show chairman. There were 157 entries in the show with 23 of the 26 club members entering their plants.

"Violet Expo '75" was the theme of the annual show held by the MEMPHIS AND SHELBY COUNTY AVS. Mrs. Boyd (Mary) Scarborough was show chairman and Mrs. Jack (Evelyn) Wallis was co-chairman. Queen of Show, 'Gypsy Pink' was grown by Joel McDonald and 'First Lady', junior queen, was entered by Mrs. W. C. (Clyo) Fowler, Mrs. Scarborough was sweepstakes winner.

Some 1800 persons viewed the 13th annual show of the FORT WORTH (TX) AVS at which the following were winners: Best of Show, 'Happy Harold', best gift in unusual container, Mrs. D. Q. Corley; AVSA Best Collection (gold rosette), 'Lucky Plum', 'Royaiaire', 'Nancy Reagan', best single, 'R. Candy', best double, 'Royaiaire', best variegated, 'Nancy Reagan', best club project, 'Dark Beauty' AV sweepstakes, Mrs. L. W. Chilcutt; AVSA second best collection, (purple rosette), 'Granger's Peach Frost', 'Tommie Lou', 'Ann Slocomb', best artistic planting, Mrs. C. W. Cramm; best miniature, 'Midget Bon Bon', sweepstakes in miniatures, Mrs. Robert D. Early; best gesneriad, 'Episcia Jade', Mrs. Murrill Jackson; best terrarium, Mrs. D. A. Strange; gesneriads sweepstakes, best miniature arrangement, Agnes Beasley; best table setting, Mrs. Rodney M. Fergon; sweepstakes in design division, Mrs. George Ringler.

Pauline Bartholomew walked off with top honors at the seventh annual show of the VENTURA COUNTY AVS show held in Ventura, CA. Show winners were: AVSA Best Collection, (gold rosette), 'Blue Excitement', 'Chanticleer', 'Granger's Blue Fashionaire', sweepstakes in design division, best terrarium, best unusual container, miniature rocking chair holding 'Always Rosy', best plant under 12", 'Like Wow Sport', Pauline Bartholomew; Best in Show, 'Step Up', Linda Cook, who tied with Pauline Bartholomew for sweepstakes in horticulture and design; AVSA 2nd Best Collection, (purple rosette), 'Step Up', 'Blue Excitement', 'After Dark', largest plant, 'Autumn Russet', George and Helen Carpentier Award, 'Mighty Mini', Frances McPherson; 2nd Best in Show, 'Christmas Holly', sweepstakes in horticulture, best semiminature, 'Tammy Teens', Dorothy Bruce; best in design, Evening Craighead; educational exhibit, Pat and Paul Montgomery; best novice entry, 'Galloway's Sensation', Arlene Dossey; best miniature, 'Reddie', Mermas Plastic, Inc. Award, 'Henny Backus', Pat Cohen.

The AVSA Best Collection Award (gold rosette) was won by Dr. Ralph Laskey with 'Blue Boy', 'Winty Wine' and 'Like Wow' at the 24th annual show, "A World of Violets", staged by the AVC OF GREATER KANSAS CITY, MO. The AVSA 2nd Best Collection Award (purple rosette) fell to William J. Plunkett with 'Miriam Steel', 'Blue Fashionaire' and 'Bloomin' Fool.' Other awards were as follows: Best in Show, 'Kansas City Chief', best in class in horticulture, 'Happy Time', 'Orion', 'More So', 'Kansas City Royal', 'Window Lace', 'Blue Storm', 'Pixie Pink', sweepstakes runnerup, Don Palmer; best in class runnerup, best in class winners in horticulture, 'Valor', 'Blue Shadows', 'Persian Blue', 'Minerva', Dr. Laskey; Junior best in show, Jane Ward; runnerup, blue ribbon in design, Margaret Burns; sweepstakes award, best in class in horticulture, 'Harriet', 'Staliner', Inez Heinrich, club president; best artistic planting, David Buttram; best arrangement, Virginia Sprayberry; blue ribbon in design, Mrs. Albert Lefebvre; best in class in horticulture, 'Garnet

Elf', 'White Elf', Marilyn S. Wright; 'Green Ice', Mrs. B. F. Gill; 'R. Patricia', Johnnie Proctor; 'Emperor', Mrs. Delwayn Rose; best gesneriads, 'Episcia Chocolate Beauty', 'Episcia Helen O'.

"A Rainbow of Violets" was the theme of the THIMBLE ISLANDS AVS, Stony Creek, CT, 14th annual show. Show Chairman was John Casace. The following awards were made: AVSA Collection (Gold), 'Bluejean', 'Amanda', 'Wisteria', Best in Show, 'Doris Day', Mary Phillips; AVSA Collection (purple) 'Amanda', 'Blue Reverie', 'Fire Bird', John Casace; runnerup to Best in Show, 'Ivory Buttons', special award, 'Miriam Steel', sweepstakes, Marge Fargeot; President's Challenge, 'Amanda', Louise Casace; best artistic design, best small arrangement, Mary Phillips; special awards for staging, Dennis Boyce and Mary Quagliano; and special award education table, Charlene Boyce and Marion Boyce.

THE MERRIMACK VALLEY AVS of Lawrence, MA, staged its eighth annual show, "The Lighter Side of Life... With Violets" with Peter Gunaskas as show chairman. Winners were: Best in Show, 'Happy Harold', AVSA Best Collection (gold rosette), 'Happy Harold', 'Charm Song', 'Pink Blueberry', Best over 16", 'Westwinds' Twilight, Lillian Prior; 2nd Best in Show, 'S. Nitida', Ernest St. Aubin; third best in show, 'Tommie Lou', AVSA 2nd Best Collection, (purple rosette), 'Tommie Lou', 'Ruth Carey', 'Delft Imperial', best semiminature, 'Bloomburst', best seedling, 'JVZ # 2', Richard Blustein; sweepstakes award (21 blue ribbons), best miniature, 'Sunbonnet Baby', 2nd best in design division, Frances Bashnagel; best unusual container, 'Emperor', Claire St. Aubin; best novice, 'R. Elfriede', Majorie Snell; best in design division, Kathy Ouellette, best novice in design division, Kathy Hubby.

Inspired by a radio program, "Hawaii Calls", the SEVEN VALLEY AVS of Cortland, NY, presented its 13th annual show, "Hawaii Calls... African Violets". The Court of Winners, arranged by Herman Altman, featured an outrigger canoe, a hula girl and the beautiful African violet winners. Non-member winners received one-year memberships. Winners were: Best in Show, 'Morning Dew', best under 12", 'Morning Dew'; second best under 12", 'White Wisteria', second best over 12", 'Double Pink', best gesneriad, 'Yellow Dragon Columnea', best windowsill, 'Great Find', best artistic planting, "Tiny Bubbles", AVSA Collection, (gold rosette), 'Pure Innocence', 'Cordelia', 'Morning Dew', runnerup to sweepstakes with 23 blue ribbons, best over 12", 'Step Up', best semiminature, 'Dancing Doll', design division runnerup, "Beyond the Reef", best arrangement, "Hawaiian Lullaby", runnerup, "Pearl Shells", AVSA Collection Award (purple rosette), 'Double Black Cherry', 'Top Dollar', 'Texas Blue Treasure', New York State second award, 'Morning Dew', sweepstakes with 29 blue ribbons, James Smith; largest blooming, 'Purple Tempo', President's Special, 'Classy', New York State first award, 'Wedge-wood', Mary Teeter; best miniature, 'Davy Crockett', second best windowsill, 'Papoos Island', Doris Gregory; best houseplant, 'Piggy Back', Elizabeth Slocum; 3rd best windowsill, 'Cordelia', Ruth Randall; Lyndon Lyon Award, 'Pink Panther', George Bull; King of arrangements (Men's Division), 'Chop Suey', Clarence Somers; runnerup, 'Chop Suey', Wade Gregory; Non-member class, 'Pink Cameo', Mrs. Ernest Schaufler of Ithaca; 4-H class, first, 'Butterfly White', third, 'Classy', Nancy Slocum; second, 'Alakazam', Wendy Congdon.

Please send Coming Events and ALL articles for the Magazine to the Editor—NOT to the Knoxville office.

Please send names of new officers to Helen Freie, Affiliate chairman—NOT to the Editor!

AVSA BOOSTER FUND

Mrs. Lucile Plaster, Chairman
8304 Suffolk Dr.
Shreveport, LA 71106

Growing and Grooming Trailers

Mrs. Sidney Bogin
39 Boyd Street
Long Island, NY 11561

January is resolution month. Let's resolve to augment our AVSA BOOSTER FUND along with the growth of our AVSA membership. Be sure to send in your contributions.

Contributions August 1 to September 18, 1975.

Red River AVS, Denison, TX	\$ 5.00
African Violet Study Club, Houston, TX	
In lieu of speaker's fee to Grace Foote	10.00
Viva La Violet Club, O'Fallon, IL	25.00
Corpus Christi AVS, Corpus Christi, TX	25.00
Top Choice AVS, Shreveport, LA	20.00

BOYCE EDENS RESEARCH FUND

Mrs. Paul O. Gillespie, Sr.
5201 St. Elmo Avenue
Chattanooga, Tenn. 37409

Forst Massac (IL) AVS	5.00
Viva La AVS of IL	25.00
Westgate Merchants Mall to	
Austin (TX) AVS	10.00
Corpus Christi (TX) AVS	25.00
Crosstown (WI) AVC	15.00
Northshore (NY) AVS	10.00
Alamo AVS of San Antonio, TX	25.00
Los Angeles (CA) AVS in memory of Mrs. Anna Bundt	10.00
San Francisco AVS	25.00
Hattiesburg (MI) AVS	10.00
Mrs. W. F. Anderson's speaker's fee from Webster's Women's Club	10.00
Sabra H. Kennedy in memory of Charles Henne	10.00
South Towne (WI) AVS	5.00
Pomona Valley (CA) AVS in memory of Gideon Lewis	5.00
Rocky Potters (CO) AVS	25.00
Baton Rouge (LA) AVS	5.00
Beaumont (TX) AVS in memory of Don Brenning & Henry Hebert	10.00
Central Connecticut Saintpaulia Club	10.00
Bay State (MA) AVS for speaker's fee to Anne Tinari	50.00
Top Choice AVS of Shreveport, LA	20.00
South Bay (CA) AVS	5.00
No. Las Vegas (NV) AVS	10.00

The trailers do well in exactly the same sterilized soil used for standard African violets. There should be at least three trailing branches from one central stalk with only one plant in a pot. They are normally heavy bloomers. The number of blooms depends on whether the variety has one or more blooms per stalk. The number of blooms should be in proportion to the size of the plant according to the variety.

Trailers require a lot of light to keep them compact and heavy blooming. They do well in a bright window location. They can use slightly heavier feeding to avoid yellowing of leaves.

When the first four or five leaves appear, the centers should be pinched to encourage suckering on the trailers, but do not pinch the miniature semi-trailers. When the trailing branches tend to cascade down one side of the pot, they can be twisted around and pinned down so they fill the pot. There should not be bare stems showing. By pinching the centers, usually enough crowns form to fill the pot and trail all around.

Prune trailers by removing extra crowns that extend beyond the size limit. Any old and yellow leaves should be taken off as well as spent bloom and bloom stalks. If window grown, the plants should be turned regularly to encourage bloom on all the crowns. Blooms should be evenly spaced around the plant.

Miniature semitrailers are not expected to cascade over the side of the pot as much as the true trailers. They should not exceed six to eight inches in size and should be grown in no larger than 2½" or 3" squatty pots.

Miniature trailers should not exceed eight to ten inches and pot size should not be larger than a 3" or 4" standard. Semiminiature trailers should not exceed ten to twelve inches potted in a 3" or 4" standard pot.

Trailers look beautiful in baskets and aquatics which is fine for the large standards. Some of the smaller ones will grow oversize if not kept confined. In keeping to the designated sizes with the smaller trailers, we can have more of them in small spaces in our homes, and in shows, their classes will not overflow and displace our favorite standard and miniature varieties.

Please send Coming Events and ALL articles for the Magazine to the Editor—NOT to the Knoxville office.

LYNDON LYON

"Where the Violets Are"

FREE

Choose Any One

FREE

Order now for spring delivery and receive one rooted cutting or starter plant of the following per each order of 6 plants or rooted cuttings.

BLUE

GEE LESLIE—Striking purplish blue dbl. flowers with surprising white edges and wavy foliage.

MIDWAY—Startling combinations of white and purplish dbl. flowers, semi-holly foliage.

WILD ONE—A wild combination of white and purplish blue frilled dbl. flowers with semi-holly foliage.

MAGIC SPLENDOR—Big blue white edged semi-dbl. flowers in great profusion, standard foliage.

PINK

CHRISTI LOVE—First Award A.V.S.A. '75. Dbl. coral flowers and gorgeous nearly black red backed foliage.

SWEET HONESTY—Huge frilled bright pink dbl. flowers with prominent yellow stamens and Tommie Lou variegated foliage.

PINK HARMONY—A harmony of big pink semi-dbl. stars and yellow stamens on a deep green leaved compact plant.

LUV—Huge rosy pink dbl. flowers often with blue splashes, dark green leaves.

PINK VIXEN—Frosted rose pink dbl. flowers peppered and spotted with purple ink.

RED

HELENE—Deepest fuchsia red flowered semi-dbl. with golden stamens, very dark standard foliage.

MYSTIC MOMENT—Profuse eye catching white edged semi-dbl. red flowers, deep green foliage.

CHEROKEE FIRE—Big dbl. fuchsia flowers above excellent show quality dark green Tommie Lou foliage.

CUDDLES—Love that dark semi-min. girl foliage, topped with semi-dbl fuchsia stars.

WHITE

WINTERS DREAM—Huge semi-dbl. white stars often kissed with a tint of pink, sturdy tailored foliage.

JULIA—Frisly dbl. white flowers splashed with muted reds and purples, slick semi-holly leaves.

LILAC

SPLASHES—Lilac stars splashed and spotted with wisteria blue. Abundant yellow stamens, dark tailored foliage.

TRAILERS

GYPSY TRAIL—Has very profuse dbl. light rose pink flowers, and excellent trailing habits.

CRAFTY FARMER—Abundant semi-dbl. blue flowers with bright yellow stamens covering a dark leaved trailer.

MINIATURES

TWINKLE TOES—White tipped dbl. red "dogwood" flowers above dark miniature foliage.

LITTLE DELIGHT—Delightful dbl. white flowers with penciled purple edges and glossy semi-min. foliage.

PRICES include all costs including AIR MAIL for first priority. 6 or more plants or rooted cuttings \$2.90 each less than 6 @ \$3.50 each—Minimum order 2 plants or rooted cuttings. This order closes Feb. 28. Shipping date is from May 1st to Nov. 1st.

NO SHIPPING OVERSEAS

- NOTICE -


Rooted Clumps of each variety ordered are double on orders of 6 or more.

LYNDON LYON

14 Mutchler, St.

Dolgevil'e, N.Y.

Phone Area Code 315-429-3591



Celebrate AVSA's 30th Birthday

WITH AIDS AND LIGHTS
TO GROW AND SHOW
THE FINEST VIOLETS

"GROW-LITE PLANT CART," complete with lamp fixture containing one 20 watt gro-lux fluorescent tube. Size 41" H x 30" L x 16" W, color white. Wt. 21½ lbs. \$49.95 postpaid

Helen Van Pelt Wilson's
AFRICAN VIOLET BOOK
—Now in Paperback.

New Edition

Completely revised. New information on how to have blooms at windows or under lights. Culture of miniatures, scoring of show plants, other gesneriads, charts of troubles and cures. 29 photographs in color, 59 in black and white. 37 pages of line drawings. \$5.95 ppd.



FLORA CART—Indoor Garden on Wheels

Ideal for growing African violets. Rugged lifetime construction of aluminum tubing. Beautiful molded fiberglass trays 19"x49"x1½", lightweight, strong and easy to clean. Shipped "knocked down" with complete instructions for assembly. May be operated with automatic timer. (Accommodates 48" tubes.)

Model BA—3 tray stand which includes three double light fixtures (no tubes are included), 3 trays, comes complete with casters for easy moving. Overall size: 68" high x 53" long x 19" wide. \$195.55 postpaid.

Model CA—2 tray stand which includes two double light fixtures (no tubes are included), 2 trays, comes complete with casters for easy moving. Overall size: 48" high x 53" long x 19" wide. \$142.95 postpaid.

California and New York City customers only, please add \$5.00 postage.

PLASTIC TENTS

For Model CA—2 Tray—\$10.95 with floracart order, separately please add \$1.00.
For Model BA—3 Tray—\$12.95 with floracart order, separately please add \$1.00.

PETERS FERTILIZER—A soluble fertilizer especially for African Violets in two new formulas:

African Violet Special: 12-36-14, 8-oz. carton \$2.25 postpaid.

Variegated Violet Special: 5-50-17, 8-oz. carton \$2.50 postpaid.

Case of Peters soluble fertilizer 12/8-oz. containers 12-36-14—\$24.95 ppd.

AFRICAN VIOLET NOTE PAPER—with envelopes, 16 beautiful violets printed in full color. All different. \$1.50 a box with order ppd. Separately, please add 25¢ postage.

AFRICAN VIOLET HANDBOOK FOR JUDGES AND EXHIBITORS... latest revised edition (orange cover) by Ruth G. Carey \$3.50 postpaid.

AUTOMATIC TIMER—For use with fluorescent lights that have "rapid start" ballast. Capacity 875 watts. Can be set to go on or off automatically. \$9.95

Dept. AV
Commercial Member
AVS of America, Inc.



Box 190, 2325 Valley Road
Huntingdon Valley, Pa. 19006

"FLUORESCENT LIGHT GARDENING"

Author: Elaine C. Cherry—A book which answers all questions about gardening the year round under artificial light provided by fluorescent lamps. \$7.95 ppd.



"HOW TO GROW AFRICAN VIOLETS"

A Sunset Book written by Jack Kramer. Up to date growing techniques described and illustrated. Guidelines on propagating, grooming and showing. Also information on the popular Gesneriads. \$2.89 postpaid.



New SPOT-O-SUN Grow-Lite Fixture

Simulated sunshine is provided by the special wide spectrum grow lamp included in this decorative planter. Molded from practically indestructible lexan in beautiful avocado green. Height 15", Width 9", Depth 11½", Bowl Dia. 9". \$21.95 ea, postpaid. (This unit will not operate from a timer.)




RIPE-N-GROW SUN-LITE

Large 16" diameter, 3¼" deep bowl with durable avocado green luxurious long-life finish. Reflector dome diameter is 17" and is 19" in height. Complete with Sylvania 22 watt Wide-Spectrum fluorescent circline tube. Can hold as many as one dozen 2¼" pots. Most attractive and beautiful for growing African violet plants. This unit will not operate from a timer. \$29.95 ppd.



GRO-LUX LAMP FIXTURE

—Handsome durable, all metal fluorescent table lamp fixture, featuring gold top with black wrought iron legs. Complete with 2-20 watt gro-lux tubes, the new energy source for stimulating plant growth. (tray not included). Approximate size 24" high, 24" long and 13½" deep. May be used with a timer. \$29.95 ppd.



Send 25¢ for color catalog listing over 100 plant descriptions, lighting equipment, accessories, books and "Tinarius".

AFRICAN VIOLET MAGAZINE
P. O. Box 1326
KNOXVILLE, TENNESSEE 37901
Return Postage Guaranteed

Second Class Postage Paid
at Knoxville, Tennessee and
additional mailing offices

513
413
44A258
307.

African Violet

MAGAZINE

Volume 29 Number 2 March, 1976

SMITHSONIAN
SEP 4 - 1984
LIBRARIES



A FREE GIFT WITH YOUR ORDER

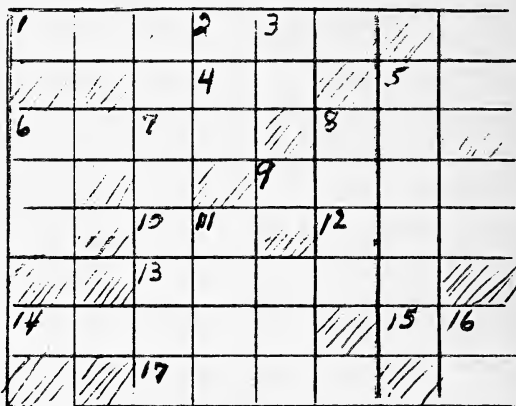
SOLVE THE CROSSWORD PUZZLE, SEND IT ALONG WITH YOUR ORDER, AND WE WILL ADD THE FOLLOWING TO YOUR ORDER—TWENTY-FIVE (25) 2½" POTS PLUS A BAG OF PETERS' FERTILIZER (EITHER 12-36-14 or 5-50-17). IF YOU DON'T WANT TO CUT THE MAGAZINE PAGE JUST COPY THE PUZZLE SOLUTION ON A PIECE OF PAPER AND SEND IT WITH YOUR ORDER. IF YOU ENJOYED THE CROSSWORD PUZZLE WE WOULD APPRECIATE HEARING FROM YOU. PLEASE TELL US IF YOU WOULD LIKE MORE IN THE COMING ISSUES.

ACROSS

1. Her book is our bible.
4. Don't let violets stand _____ H₂O.
5. Top Dollar is a nice _____ (abb)
6. Too little of 14 across makes violets _____
8. 3.1417 is _____
9. Peters' 12-36-14 is _____ for violets.
10. A _____ (abb) might prescribe violets as good therapy.
12. Use it moderately. (abb)
13. Our business is THE VIOLET _____
14. Don't use too much or too little.
15. A well known violet grower. (abb)
17. 1½ inch long is good for propagating

DOWN

2. With wicks and reservoirs you need not hire someone to plant _____
3. Pots sit _____ the reservoir.
5. What it's all about.
6. Some _____ with music and talk.
7. But these are better.
8. We sell lots of _____
11. Looking at their beauty makes one feel like a _____
16. Next convention state.



PLASTIC POTS

PLASTIC POTS

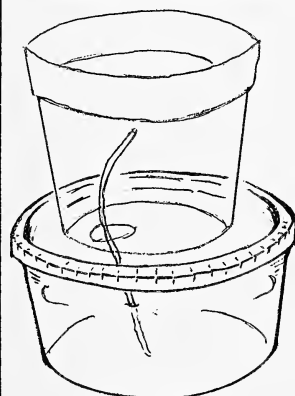
PLASTIC POTS

ALL FIRST QUALITY

	10	20	50	100	500	TYPE	Color
1¾"	.40	.70	1.60	3.00	13.00	Round Only	White
2¼"	.50	.85	2.00	3.50	15.00	Round or Square	White, Green
2½"	.70	1.00	2.25	4.25	20.00	Round or Square	White, Green
3"	.85	1.50	3.25	6.25	30.00	Round or Square	White, Green
3½"	1.00	1.80	4.00	7.50	35.00	Round Tub	White, Green
4"	1.20	2.20	4.75	9.00	40.00	Round Tub, Square, Std.	White, Green
4½"	1.50	2.80	6.00	11.50	55.00	Round Tub	White, Green
5"	1.80	3.40	7.50	13.50	62.50	Round Tub or Std.	White, Green
6"	2.20	4.00	10.00	18.50	85.00	Round Tub or Std.	White, Green
6½"	2.50	4.50	11.00	20.00	90.00	Round Tub or Std.	White, Green
7"	4.50	8.50	20.00	36.00	170.00	Round Std.	Green
8"	4.75	9.00	21.00	38.00	180.00	Round Std.	White, Green

- PETERS FERTILIZERS -

VIOLET SPECIAL—(12-36-14)	12-oz.	\$2.00
VARIEGATED SPECIAL—(5-50-17)	12-oz.	2.00
GENERAL PURPOSE—(20-20-20)	16-oz.	2.00



WICK WATER

with

PLASTIC WATER RESERVOIRS
(snap-on-lids)

Lids are recessed to hold pots.
Last 2 - 5 weeks.

16-oz.	32-oz.
20 for 4.25	20 for 7.75
50 for 9.25	50 for 17.75
100 for 16.50	100 for 33.00
500 for 70.00	500 for 110.00

The Violet House

15 SE 4th Ave.
GAINESVILLE, FLORIDA 32601
phone AC 904 377-8465

MINIMUM ORDER \$7.50 plus \$2.00 shipping
Fla. resident add 4% sales tax.

WE SHIP UPS WHERE POSSIBLE.

LOOK FOR OUR BOOTH AT THE CON-
VENTION. WE WILL BE TAKING ORDERS
AND WOULD LIKE TO MEET YOU.



TABLE OF CONTENTS

Every attempt is made to keep articles technically correct. Since the growing of fine African violets can be achieved in many ways, the method and opinions expressed by writers are their own and do not necessarily reflect the opinion of AVSA.

PERTAINING TO VIOLETS

- 5. Tally Time—1975
- 19. Moon Planting—Em Hunt
- 22. Adventures in Hybridizing—Dr. Ronn Nadeau
- 25. Registered Violets—Adele Tretter
- 45. Love Those Miniatures—Mrs. Joseph Larose
- 46. Foliar Feeding African Violets: Controversy or Serendipity—Emory E. Leland
- 50. Lighting African Violets: Part II—Dr. Stuart Dunn
- 57. 33 Years With African Violets—Mrs. Frank Shelby
- 70. Affiliate 'Appenings
- 71. Coming Events
- 55. Cross Your I's . . . and Dot Your T's . . . Mrs. W. F. Anderson
- 57. AVSA Booster Fund—Lucille Plaster
- 67. Question Box—Anne Tinari
- 70. Musings from the 'Mini-Mam' — Mrs. Sidney (Ellie) Bogin

CONVENTION

- 58. 30th Annual Convention Program of AVSA
- 61. Additional Awards
- 62. Who's Who—among AVSA nominees
- 64. Hat Contest in Atlanta
- 64. Notice About Convention Chairmen
- 65. Eenie, Meenie, Minie Moe. Which Violets Will Stay? Which Will Go?—Jerome E. Brown

COLUMNISTS

- 4. Message From the President's Corner—Edith V. Peterson
- 4. Beginner's Column—Mrs. J. A. W. (Ann) Richardson
- 5. Tally Time - 1976—Mrs. John Chase Reed
- 13. Registration Report—Adele Tretter
- 45. Your Library—Mrs. M. E. Garner
- 54. Calling All Affiliates—Helen Freie

MISCELLANEOUS

- 64. In Memorium

SOCIETY BUSINESS

- 64. Life Members
- 25. Registered Violets—Adele Tretter
- 66. Such Things Do Happen!

APPLICATION FOR MEMBERSHIP

African Violet Society of America, Inc.
P. O. Box 1326
Knoxville, Tennessee 37901

Date

Please enroll me as a member of African Violet Society of America, Inc. My dues are enclosed. Memberships are defined below. Membership year March 1 to February 28.

- Individual Membership is \$6.00
 - Associate Member (\$3.00) (No magazine included)
 - Commercial (\$15.00)
 - Affiliated Chapter (\$6.00)
 - Affiliated State, Regional and Council \$15.00
 - Life (\$100)
 - Sustaining (\$25)
- Name
Street Address
City and State Zip Code
- Make checks Payable to African Violet Society of America, Inc. New Member Renewal

From November 16 through February 28, new members may pay half the annual dues, will receive membership card expiring February 28 and the January and March issues of THE AFRICAN VIOLET MAGAZINE. \$3.00.

ABOUT THE COVER

In parting tribute to our beloved president, Edith V. Peterson of San Francisco, CA, the African Violet Magazine cover page is dedicated to her as she completes her tenure of office and turns the reigns over to Melva Nelson. The beautiful cover page plant was named 'Edith V. Peterson' by San Francisco hybridizer, Victor Constantinov. (Photo by Schroeder)

OFFICERS

MISS EDITH PETERSON **President**
1545 Green St.
San Francisco, CA 94123

MRS. E. A. NELSON **1st Vice President**
603 East Essex
St. Louis, MO 63122

MRS. MARVIN GARNER .. **2nd Vice President**
1010 Edgewood, S. E.
North Canton, OH 44720

MRS. W. J. KROGMAN .. **3rd Vice President**
1325 Parkway Drive
Brookfield, WI 53005

MRS. LIZETA TENNEY HAMILTON **Sec'y.**
P. O. Box 79
Oradell, NJ 07649

MISS FLORENCE M. GARRITY **Treasurer**
36 Cerdan Avenue
Roslindale, MA 02131

STAFF

MRS. GRACE FOOTE, Editor
211 Allien Place
Port Arthur, TX 77640

MRS. EDWARD A. NELSON, Adv. Mgr.
603 East Essex Ave.
St. Louis, MO 63122

MRS. CLARICE BELL
Office Manager
P. O. Box 1326
Knoxville, TN 37901

MRS. W. F. ANDERSON
AVSA Publications Chairman
360 Tulip Drive
St. Louis, MO 63119

COLUMNISTS

Mrs. Frank Tinari, Mrs. James Carey, Mrs. Sidney Bogin, Mrs. Marvin Garner, Mrs. Paul O. Gillespie, Mrs. J. A. W. Richardson, Paul Arnold, Mrs. W. M. Plaster, Mrs. Talbot Freie and Mrs. Fred Tretter.

BEST VARIETIES, HONOR ROLL COMPILER

Mrs. M. G. Gonzales
200 Doris Ave.
San Jose, CA 95127

PRINTER

Gus Becker Printing Co.
1080 Forsythe
Beaumont, TX 77701



*The Official Publication of the
African Violet Society of
America, Inc.*

The African Violet Magazine is published 5 times a year, January, March, June, September and November and second class postage is paid by the African Violet Society of America, Inc., at 706 Hamilton National Bank Building, Knoxville, TN 37901 and at additional mailing offices Subscription \$6.00 per year, which is included in membership dues starting with the June issue each year. Copyright by African Violet Society of America, Inc., 1976.

NOTICE TO POSTMASTER:

Please send notification regarding undeliverable magazines to office address. African Violet Society of America, Inc. P. O. Box 1326, Knoxville, TN 37901.

ADVERTISERS' INDEX

6. American Gloxinia Society
15. Annalee Violetry—Newest Varieties for '76
11. Arndt's—Houseplants
15. Baker's African Violets—Fresh Cut Leaves
18. Louise Barnaby—African Violet Starter Plants
 6. Becker Printing Co.—African Violet Note Paper
19. Berry's African Violets—Supplies and Violets
12. Bill and Marleen's Violets—Plants and Leaves
7. Mary V. Boose—Heavenly Violets
7. Buell's Greenhouses—Gesneriad Specialist—500 Varieties of Violets
10. Ruth G. Carey's 1975 Revised Handbook for Judges and Exhibitors
13. Castle Violets—Leaves and Plants
10. Champion's Variegates for 1976
 8. C. M. Conlon—Agro-lite Fluorescent Lamps
19. Crestwood Violetry—Crestwood Violet Rings
 9. DoDe's Gardens—Growing Supplies, Pots and Planters
 19. DoDe's Gardens—African Violet Kits
10. Doris Drennen—African Violets
10. Elephant Ear—African Violets
16. Ernst Nursery—Leaves and Plantlets
- INSIDE BACK COVER—Fischer Greenhouses
 18. Floralite Company—Lumen-Lighter Stands
 12. Flower Pot—100 New and Old Miniatures
 15. The Greenhouse—Greenhouse Gro-Cart
 7. Bernard Greeson—Houseplant Growing Supplies
 16. Jerry Halusek—Fresh Cut Leaves
 7. Happy Violets
 7. Heavenly Violets—Old and New Varieties
 16. High Hat African Violets—Fresh Cut Leaves
 12. Sim T. Holmes—The Parson Series
 13. House of Violets—Self-Watering Violet Aquamatic Planter
 16. House of Violets—1976 List Ready
 16. Hyponex Plant Food—Take a Friend to Lunch
 7. Imperial Gardens—New Introductions
 16. Indoor Gardening Supplies—Fluorescent and Incandescent Lamps
 11. Kaku Company—Intermatic Indoor Electric Greenhouse
 16. Klinkel's Floral—Fresh Cut Leaves
 16. Albert G. Krieger—African Violet Starter Plants
 7. Louise's Greenhouse—African Violets
 6. Lyndon Lyon—Where the Violets Are
 11. Mary's African Violets—Growing Supplies
 10. Miller's African Violets—Specialists in Variegated Foliage
 18. Ronn Nadeau—Hybrid African Violet Seeds
 14. Park Nurseries—New Varieties
 14. Plant Marvel Laboratories—For Optimum Growth and Bloom
 13. Plant Palace—African Violets and Houseplants
 13. Rice's Violetry—AV Leaves and Episcias
 7. Rose Knoll Gardens—Newest Varieties by Leading Growers
 12. San Francisco Plant Co.—1975 Color Catalog and a 1976 Supplement
 12. Schmelling's African Violets—Magic Starter Kits, Organic Potting Soil
 13. Schultz Instant Liquid Food
 7. Shoplite Company—Decorative Plant Stands
 8. Stim-U-Plant Lab—Home Gardening Aids
 - BACK COVER—Tinari's Greenhouses—Bicentennial Beauties
 19. Tinari Greenhouses—Our African Violet Heritage
 12. Tomara African Violets—New Varieties for '76
 13. Tubecraft FloraCart—Portable Indoor Garden
 15. Tubecraft Watering Aid
 16. Vegetable Factory Greenhouses—Energy-Saving Greenhouses
 9. VeriLux TruBloom—Fluorescent Lamps
 11. Violets Atlanta—Atlanta's First African Violet Shop
 - INSIDE FRONT COVER—The Violet House—A Free Gift With Your Order
 7. The Violet Nook—Choice Varieties
 64. Violet Window—Fresh Cut AV Leaves
 12. Mrs. Leonard Volkhart—African Violets and Episcias
 15. Volkmann Brothers—Reservoir Wick Pots
 9. The Walkers—AV Supplies, Pesticides, Plastic Pots
 12. White Cloud Farm—African Violets
 10. Wiseway—Hanging Plant Watering Device
 10. Mildred V. Woods—AV Leaves
 18. Yesson Enterprises—African Violet Notecards

EDITOR'S NOTE: These are your advertisers who help the magazine. Please support them and when you write them for supplies, please mention The African Violet Magazine.

STRICTLY BUSINESS - - YOUR BUSINESS

A TABLE OF INFORMATION TO USE IN CONDUCTING YOUR BUSINESS WITH YOUR SOCIETY TO INSURE GOOD SERVICE.

ALWAYS GIVE YOUR NAME AND COMPLETE ADDRESS. IF YOU HAVE MORE THAN ONE ITEM
SEND EACH ITEM TO THE CORRECT PERSON.

AFFILIATE 'APPENINGS: Send to Editor.

AFFILIATES: See list in Nov. issue. For information on show awards, how to start a chapter or questions on new or renewal membership, write Mrs. Talbot A. Freie, 4854 N. Cedar St., El Monte, CA 91732. Send officer information sheet received with charter to Mrs. Freie by July 1.

AVSA EMBLEMS: See January issue. Member, Past President, Life Member pins. Own and wear them with pride. Order from AVSA office.

AVSA OFFICE: Mrs. Wade H. Bell, Office Manager, Box 1326, Knoxville, TN 37901

BEST VARIETIES LIST: See November issue.

BEST VARIETIES - HONOR ROLL COMPILER: Mrs. M. G. Gonzales, 200 Doris Ave., San Jose, CA 95127

BOOSTER FUND: Send contributions to Mrs. W. M. Plaster, 8304 Suffolk Dr., Shreveport, LA 71106

BOYCE EDENS RESEARCH FUND: Send contribution, club or individual, to Mrs. Paul O. Gillespie, Sr., 5201 St. Elmo St., Chattanooga, TN 37409

BYLAWS: See September issue.

COMMERCIAL ACTIVITIES: Albert Buell, Buell's Greenhouses, Box 218, Eastford, CN 06242

COMMERCIAL MEMBERS: See list in November issue.
CONVENTION:

AWARDS: See January issue. Send suggestions or contributions for convention awards to Mrs. Richard A. Chase, 482 Rutherford Ave., Redwood City, CA 94061

PROGRAM: See March issue. Send special requests for workshop programs; suggest names of interesting speakers to Mrs. Ross V. Lahr, 3559 E. Easter Ave., Littleton, CO 80120

SCHEDULE: See January issue.

TIME AND PLACE: If your club or a group of clubs would like to sponsor a national convention in your area, write to Mrs. H. Harold Baker, 2182 Stanford Ave., St. Paul, MN 55105

CULTURE FOLDERS: Free from AVSA office, for distribution at shows or by commercial members with plants. Membership application included.

CUMULATIVE INDEX: Write AVSA Office.

EDITOR: Mrs. Grace Foote, 211 Allien Pl., Port Arthur, TX 77640

HONOR ROLL: See June issue

JUDGES: See November issue for list.

JUDGING SCHOOL: For information on holding a school or to become a qualified judge, write to Mrs. Ruth Carey, 3900 Garden Dr., Knoxville, TN 37918

LIBRARY: See June issue for list of slide programs and packets available from AVSA Library. Order from AVSA office. If you have ideas for a library program or slides to donate for library, write Mrs. Marvin Garner, 1010 Edgewood S.E., North Canton, OH 44720

LIFE MEMBERS: See June issue for list.

MAGAZINE:

ADVERTISING MANAGER: For advertising rates, copy and information write Mrs. Edward A. Nelson, 603 E. Essex Ave., St. Louis, MO 63122

ARTICLES: Send to Editor.

DEADLINE DATES: June issue, Mar. 1; Sept. issue, June 1; Nov. issue, Aug. 1; Jan. issue, Oct. 1; Mar. issue, Dec. 1.

BACK ISSUES: Complete your set now. Write to AVSA office for price list of available issues.

BINDERS: Sold only in pairs at \$7.00 postpaid. Order from AVSA office.

CHANGE OF ADDRESS: Send your new address at least 30 days before it is to take effect. Send old address with the new. Enclose the address label from your last magazine. Send to AVSA office.

FAILURE TO RECEIVE: Notify the AVSA office.

MAGAZINE MART: Do you want to buy or sell back copies of THE AFRICAN VIOLET MAGAZINE? Write Mrs. E. A. Nelson, 603 E. Essex Ave., St. Louis, MO 63122

MASTER VARIETY LIST:

A must for all judges and serious growers. 1970 edition describes all registered varieties 1948 - 1969; all classified species; other named cultivars introduced 1960-69. \$3.50 Order from AVSA office. Supplements, September magazine, 1970 to date.

SUPPLEMENT: Send description of any new cultivar with hybridizer's name to Mrs. Fred Tretter, 4988 Schollmeyer Ave., St. Louis, MO 63109

MEMBERSHIP! Send new or renewal membership to AVSA Treasurer, AVSA office. Make check payable to AVSA. Life - \$100; Commercial - \$15; Individual - \$6; Affiliate Chapter - \$6; Affiliate Council, State or Region - \$15. **FOR AFFILIATE, GIVE THE FOLLOWING INFORMATION:** Name of chapter or council; President's name and address; address to which magazine is to be sent; name of town considered home town of chapter.

APPLICATIONS AND BROCHURES: Free from AVSA office. Please state quantity required. Use for show, commercial sales room or wherever memberships may be solicited.

MEMBERSHIP AND PROMOTION: Send your ideas, offers to help or requests for assistance in this work to Mrs. John Lackner, 580 E. County Road, B-2, Little Canada, MN 55117

MINIATURE AND SEMIMIATURE LIST: \$2.00 Mrs. Sidney Bogin, 39 Boyd St., Long Beach, NY 11561

MINUTES: See September issue.

NOMINATING COMMITTEE REPORT: See Jan. issue.

OFFICERS AND COMMITTEES: See June issue.

OFFICIAL CORRESPONDENCE: AVSA Secretary, Mrs. Robert Hamilton, Meadow Lakes, Apt. 18-06, Hightstown, NJ 08520

PLANT REGISTRATION: Mrs. Fred Tretter, 4988 Schollmeyer Ave., St. Louis, MO 63109

QUESTION BOX: Anne Tinari, 2325 Valley Road, Huntingdon Valley, PA 19006

RESEARCH: Send suggested subjects for scientific research or names of interested qualified potential research personnel to Mr. Frank Tinari, 2325 Valley Road, Huntingdon Valley, PA 19006

TALLY TIME: See March issue.

TEACHERS: See November issue for list.

TREASURER'S AND AUDITOR'S REPORT: See Sept. issue.

Message From The President's Corner



Dear Violet Friends:

This will be my last opportunity to visit with you from the "President's Corner". The past two years have certainly gone by so very quickly. Being AVSA President has been most interesting and enjoyable. But my entire experience with violets—from the very beginning when I discovered the miracle of growing such beautiful plants from a leaf—has been interesting and rewarding. And I look forward to more leisure to really give my violets the attention they need and deserve.

This hobby of growing African violets never grows old—there is always something new to learn—to try—to share, a thoroughly fascinating hobby.

I am proud, not of having been President, but of having been a part of such a fine organization as the African Violet Society of America. The various activities of AVSA call for countless hours of work by many people. The AVSA Board is composed of a fine group of knowledgeable, enthusiastic members who handle their responsibilities, not for any pay, but for the joy of doing a job well. My sincere thanks to all members of the Board for their help to me personally and for their efforts for AVSA.

From the very beginning — 30 years ago — the purpose of AVSA has been:

To afford a convenient and beneficial association of persons interested in the African violet,

To stimulate a widespread interest in the propagation and culture of African violets,

To promote ways and means for the distribution of all varieties and species among the members and others interested in growing them,

To gather and publish reliable, practical information concerning the organization, the culture and propagation of the African violet and other articles of interest to the members.

This is our purpose and we do try very hard to fulfill the objectives outlined.

AVSA is YOUR Society—the African Violet Magazine is YOUR magazine. The more YOU participate in AVSA activities, the more enjoyment you will derive from your membership. How to do this? If you have had good success in growing violets, write a story about your methods and share your success with other violet enthusiasts by sending the article to our Publications Chairman.

Come to the AVSA Conventions—you will make many new friends—get valuable new ideas—see a wonderful show—have a great time!

Join a local affiliate club (if you are not already a member) and participate in all the activities. Enjoy the friends a common interest in violets brings.

If there is not a local affiliate club in your area, gather a few friends who are interested in violets and form one (AVSA will help you). You will find many eager to join you.

All good wishes to you for success and happiness with your violets and your violet activities. I look forward to seeing many of you at Atlanta at our 30th annual Convention.

Most sincerely,

Edith

TALLY TIME-1975

Mrs. John Chase Reed
17124 NE 29th Place
Bellevue, Washington 98008

Tally Time is a listing of the varieties receiving the greatest number of total awards at shows during 1975. The awards are for AVSA Collection Awards, Best of Show, Second Best of Show, Best Miniature and Best Semiminiature.

To assist in compiling further lists, please record the names of the varieties in your show which win the AVSA Collection Award, Best of Show, Second Best of Show, Best Miniature, and Best Semiminiature and send to Mrs. Talbot A. Freie, Affiliate Chairman, 4854 N. Cedar Ave., El Monte, California 81732.

No. of Awards	Variety	Reg. Hybridizer No.
18	Tommie Lou (Oden)	1744
14	Miriam Steel (Granger)	2276
11	Garnet Elf (Granger)	2339
11	Happy Harold (Rienhardt's)	2169
8	Ann Slocomb (Lanigan)	1907
8	Carefree (Granger)	2221
8	Ruth Carey (Tinari)	1917
8	Starshine (Granger)	2349
7	Delft Imperial (Granger)	1326
7	Double Black Cherry (Anderson)	1178

SEMIMINIATURES

7	Sweet Pixie (Swift's)	2195
6	Dora Baker (Park)	2084
4	Dancing Doll (Lyon)	2204
4	Bloomburst (Lyon)	

MINIATURE

7	Window Blue (Reed)	1710
4	Tiny Fantasy (Lyon)	1987

BEGINNER'S COLUMN



Mrs. J. A. W. (Ann) Richardson
RR# 1, Box 70
Tavares, Florida 32778

WATERING

If I had to say what was the most important thing in growing African violets, I would without thinking, immediately blurt our "Watering". More African violets are killed by improper watering than any one thing. I truly believe that once you have mastered the art of watering "You've got it made" as the kids say.

Use room temperature water. You may water from either the top or the bottom. In bottom watering one puts the plant in a saucer filled with water thus causing the bottom soil to soak up water which by means of capillary action will rise to the top of the pot. It is advisable not to allow the water which is not absorbed to remain for more than a half hour unless the pot is large, then an hour. In top watering, pour the water down from the top until it comes out the bottom. It will not matter if the foliage gets wet but you must not put the plant into the sun until it is dry. Droplets of water act as a magnifier and will cause brown spots on the leaves.

Do not water until the soil is dry, but not as dry as the Sahara. Do not depend on droopy leaves to tell you when to water. African violets will droop when they have been getting TOO much water. This is because the roots are rotting. One is apt to think that because the plant is drooping it needs more water and keep adding more water until it is dead. Put your finger into the soil to determine if it is wet. If it is, do not water!

You may water and fertilize at the same time. Use any African violet soluble fertilizer but make up a batch of one-quarter strength instead of full strength. Use this weak solution each time you water.

Don't be careless about watering, i.e. forget the plant until it is half dead and then water it to death. Should you forget a plant, give it small sips of water every few hours and then wait to see if it will revive. Most of the time it will.

Officially approved by AVSA Board

African Violet Notes



16 BEAUTIFUL VIOLETS PRINTED IN FULL COLOR. All Different.

(Note size folded 5-3/8 x 3-1/4) } **16 NOTEHEADS**
 } **16 ENVELOPES** } **Only \$1.50**
 plus tax

Sold through your local club in minimum lots of 12 packages for \$1 per package. (Your club earns 50¢ per package). An excellent item for sale at your local violet show. Minimum order—12 packages.

(No Single Order Please)

GUS BECKER PRINTING COMPANY
1080 Forsythe -- Beaumont, Texas 77701

Shipped postpaid if check sent with order. Otherwise shipped COD plus postage. Order direct from Printer.



American Gloxinia

and Gesneriad Society

You are cordially invited to join with others who enjoy growing Gloxinias and other Gesneriads on windowsills, in greenhouses, and under fluorescent lights. The Society, a nonprofit membership organization, was founded in 1951 and has grown to include members in every state, in Canada and in many other countries.

The Society publishes **The Gloxinian**. The Magazine for Gesneriad Growers, bimonthly—it contains information about all Gesneriads except Saintpaulia; the INTERNATIONAL GESNERIAD REGISTER; a Cultural Handbook; other bonuses. It sponsors Research; privileges of membership include an Annual Convention and Judged Flower Show with Awards, Round Robins, local Chapters, a Seed Fund, and Library of Slides and Books.

Dues are \$7.00 per year.

Each **NEW MEMBER** receives two free back issues of **The Gloxinian**, a packet of choice Gesneriad seeds, a Cultural Handbook, a Membership Card, and all issues of **The Gloxinian** for the current calendar year.

Make check or M. O. payable to **AMERICAN GLOXINIA and GESNERIAD SOCIETY**.

Mail to Mrs. J. Wm. Rowe, Memb. Sec'y
Dept AV 76. P. O. Box 174.
New Milford, Conn. 06776

EXOTIC! NEW! DBL'S & SEMI'S!

BLUE

- GEE LESLIE**—Purplish blue dbl. flowers with white edges.
- MIDWAY**—Combinations of white and purplish dbl. flowers.
- WILD ONE**—White & purplish blue frilled dbl. flowers.
- MAGIC SPLENDOR**—Big blue-white edged semi-dbl. flowers.

PINK

- CHRISTI LOVE**—First Award - AVSA 75. Dbl. coral flowers.
- SWEET HONESTY** — Frilled bright pink dbl. flowers. Tommie Lou foliage.
- PINK HARMONY**—Big pink semi-dbl. stars.
- LUV**—Huge rosy pink dbl. flowers often with blue splashes.
- PINK VIXEN**—Frosted rose pink dbl. flowers peppered with purple ink.

WHITE

- WINTERS DREAM**—Huge semi-dbl. white stars, often with a tint of pink.
- JULIA**—Frilly dbl. white flowers splashed with reds and purples.

PRICES—includes all costs including Air Mail for first priority. 6 or more plants or rooted cuttings @ \$2.90 each, less than 6 @ \$3.50 each. Minimum order 2 plants or rooted cuttings.

NO SHIPPING OVERSEAS

NOTICE—Rooted Clumps of each variety ordered are double on orders of 6 or more.

LYNDON LYON

14 Mutchler St.

Dolgeville, N.Y. 13329

Phone 315-429-3591

"Where the Violets Are"

RED

- HELENE**—Deepest fuchsia red flowered semi-dbl.
- MYSTIC MOMENT**—Eye catching white edged semi-dbl. red flowers.
- CHEROKEE FIRE**—Big dbl. fuchsia flowers, Tommie Lou foliage.
- CUDDLES**—Dark semi-min. girl foliage, semi-dbl. fuchsia stars.

LILAC

- SPLASHES**—Lilac stars splashed with wisteria blue.

TRAILERS

- GYPSY TRAIL**—Profuse dbl. light rose pink flowers.
- CRAFTY FARMER**—Semi-dbl. blue flowers bright yellow stamens.

MINIATURES

- TWINKLE TOES**—White tipped dbl red "dog-wood" flowers.
- LITTLE DELIGHT**—Dbl. white flowers penciled purple edges, semi-min. foliage.

LOUISE'S GREENHOUSE

Fresh Cut A.V. Leaves List 20¢

VISITORS WELCOME

LOUISE PITTS

P. O. Box 767 Sour Lake, Texas 77659
Phone 713-287-3387

Fresh cut leaves Old & New Varieties

EPISCIAS
IRENE FREDETTE ORIGINALS

Please send 20¢ for 1976 list.

HEAVENLY VIOLETS

MRS. MARY V. BOOSE

9 Turney Pace Trumbull, Conn. 06611

BEAUTIFUL HYBRID AFRICAN VIOLETS

6 assorted labeled plants 7.65

6 assorted "Lost Name" plants 4.65

Shipping May 1st—November 1st

No list Postpaid

HAPPY VIOLETS

Rt. 1, Box 482 Talladega, Alabama 35160

THE VIOLET NOOK

Winter shipping A. V. Leaves. Choice varieties from leading hybridizers. Send 25¢ for list.

(Small plants for sale at the house.)

1435 1/2-Las Palmas Los Angeles, CA 90028
Phone 466-6919

Send stamp for list of the best of the new introductions including our new introductions

"ADIEU"

"CENTURY II"

also standards and miniatures from Rev. Blades, Granger, Lyon, Fischer, Maas, Arndt, Schmellings, Flower Pot, House of Violets, Swift's and Champion's.

Imperial Gardens

P. O. Box 17188

Wichita, Kansas 67217

HOUSE PLANT GROWING SUPPLIES

(Postpaid) including 10% P.P. Increases

8" Hanging Basket (saucer & hanger) (white)...\$4.25

10" Hanging Basket (saucer & hanger) (green)...\$5.25

PREMIER Potting Soil (1/2 pk) (Sterilized)...\$3.00

5% Lindane Insecticide & Drench (8-oz.)...\$3.50

Benlate Fungicide (Benomyl) (1-oz.)...\$3.99

Cygon 2E (for soil mealy bugs)...\$6.95

Nemagon-50 (for root-knot nematodes) (8-oz.) \$5.25

Terraclor (Soil Fungicide) (3-lb)...\$7.65

Systemic Insecticide (protects from mites, soil mealy bugs, thrips, aphids, etc.)...\$4.65

Send 35 cents for complete growing supply list

BERNARD D. GREESON

3548 N. Cramer

Milwaukee, Wisconsin 53211

ROSE KNOLL GARDENS

In the Heart of Lincoln Land

Newest varieties by Hawley, Lanigan, Grangers, Lyon etc. Due to expanding costs of supplies, labor and postage, we will NOT ship. Visitors most welcome. Clubs wishing to visit, please call for a special welcome.

No list

No shipping

MR. AND MRS. JEFF RHOADES

Assumption, Ill. 62510

217/226-3249

140,000 AFRICAN VIOLETS

—OVER 500 VARIETIES—

Includes Miniatures & Trailers

Our FAMOUS BUELL'S HYBRID GLOXINIAS

Columnneas, Episcias, others with FIBROUS ROOTS

Achimenes, Kohlerias, others with RHIZOMES

Gloxinias, Sinningias, others with TUBERS

Terrarium Plants • Books • Seeds • Supplies

GESNERIAD SPECIALIST

Since 1943

SHOWPLACE Greenhouses—20,000 sq. ft. under glass. VISITORS WELCOME 8 AM - 5 PM (Closed Sunday & Holidays. NE corner of State, 6/10 mi. from Conn. 198 & Eastford center, off Westford Rd.

1974 DESCRIPTIVE LIST of all we grow, books, supplies. Send 25¢ and LONG, SELF-ADDRESSED, STAMPED ENVELOPE.—20¢ 1st class, 10¢ 3rd class.

Buell's GREENHOUSES, INC.

P. O. Box 218-AV 76

Weeks Rd.


Eastford,

Conn. 06242

Phone 203 974-0623

NEW DECORATIVE PLANT STANDS

Economical — Convenient



3 Level

40 Watt

Shown

49 1/2" Long

Five models from 25 1/2" to 49 1/2" long.

Tray & fixture heights completely adjustable without tools. Convenient slide-out trays & fixtures. Made of gleaming aluminum & Redwood with or without fixtures & casters as desired. Save — Buy direct from maker!

25¢ Brings Catalog of Growth Fluorescents, Plant Stands, Growth Lamps & Accessories

SHOPLITE CO., INC.

566V Franklin Ave.

Nutley, N. J. 07110



SPECIAL OFFER TO ALL AFRICAN VIOLET CLUB MEMBERS

Now you can make your plants grow faster and bloom earlier with Westinghouse Agro-Lite fluorescent lamps, which have been designed to produce the finest light available for plant growth. They emit a unique combination of red and blue light in a balance and quantity required for faster and sturdier growth and assures you larger and more colorful blooms in flowering plants.



	Length Inches	Base	Retail Value Per Case	"YOUR PRICE" Per Case
F20T12/AGRO	24	Bi-Pin	\$31.50	\$23.00
F40T12/AGRO	48	Bi-Pin	\$34.50	\$25.00

NOTE: All lamps must be ordered in standard cases of 6 lamps per carton. All lamps shipped UPS for prompt delivery. No P. O. Boxes please. Add \$2.00 for shipping and handling and send check or money order payable to:

C. M. CONLON

12128 Queens Charter Court Apt. #B St. Louis, Missouri 63141

For additional information send self-addressed stamped envelop.

STIM-U-PLANT

a growing business

helps you grow finer blooming african violets!

2077 PARKWOOD AVENUE
COLUMBUS, OHIO 43219,
614/267-1296



BETTER PLANTING

New formula high organic. Not too heavy or light. Has shredded spagnum moss. Decomposing humus aerates soil, holds moisture, feeds beneficial soil bacteria. Better drainage than lightweight mixes.

SOIL CONDITIONERS

- Vermiculite • Charcoal
- Peat Moss



EASIER FEEDING

Liquid balanced 5-8-7 formula. Easier to use. Concentrated for economy. All food—no residues. Gives plants 13 needed trace elements.



BETTER FEEDING

A finely ground food, pure USP chemicals. Quickly available to plants. Balanced 5-8-7 formula, gives more blooms, healthier plants. Proved by years of use. Contains 13 needed trace elements.



PLANT FOOD POWDER

High-analysis 15-30-15, instantly soluble. A high powered plant food. PLANT POWER is strong enough for outdoor plants yet formulated for African Violets and other house plants. Package makes gallons.



SPRAY—PEST CONTROL

Quick, easy to use. Kills aphids & mites, spiders & plant lice, exposed thrips & white flies, mealy bugs on house plants elements.

DODE'S GARDENS

GROWING SUPPLIES

DoDe's Special African Violet Potting Soil

Excellent! Try and compare. Sterilized and treated with insecticides to help prevent disease. Also contains special growing elements.

24-oz. — \$1.35 48-oz. — \$2.50

FERTILIZER

8-oz. Peters Violet Special 12-36-14\$1.85
 8-oz. Peters Variegated Special 5-50-17 2.35
 11-oz. Liquid Blue Whale Brand 6-2-1 2.59
 8-oz. Liquid Sturdy Brand 0-15-14 2.90
 (Success formula=1/3 cup Sturdy and 2/3 cup Blue Whale)

POTS AND PLANTERS

2 1/2" square plastic pots 25 for \$1.50
 4" plastic pots 15 for 1.50
 Aquamatic Planters single 2.50
 6 for 13.50; 12 or more @ \$2.20 each
 6 quarts Perlite (1/2 lb.)\$.65
 4 quarts Verlite #3 (1/2 lb.)65
 2 pounds Dolomite Limestone 1.00
 2 pounds Super Phosphate95
 1 ounce Carbomate (Fermate)50
 100 Stake Labels—6" white 2.25
 Minimum order \$5.00

Please add \$1.75 for shipping and handling up to a \$12.99 order; \$2.75 up to \$24.99; \$3.75 up to \$49.99; \$5.25 for \$50.00 and over. Florida residents add 4% sales tax.

We ship by UPS... For box number and RFD please add phone number and give a street address.

DODE'S GARDENS

1490 Saturn Street
 Merritt Island, Florida 32952

Send stamp for catalog.

POSTPAID SUPPLIES

Sudbury Soil Improvement Kit\$8.29
 Sudbury PH Soil Test Kit 1.98
 Humiguide Hygrometer 3.95

INSECTICIDES AND CONDITIONERS

Acti-dionne PM 5 ounces \$1.90
 Rock Phosphate 2 pounds 1.75
 Dolomite Limestone 2 pounds 1.75

PLASTIC POTS

"White or Utility. All Postpaid. Please specify type. If not specified our choice will be sent."

	25	50	100
1 3/4" Regular	\$ 1.85	\$ 2.85	\$ 4.90
2 1/4" Regular or Square	1.95	2.95	5.15
2 1/2" Regular or Square	2.25	3.85	6.20
3" Reg. or Square, or Tub	2.55	4.60	7.75
3 1/2" Regular or Tub	2.95	5.15	9.04
4" Regular or Tub	3.25	5.90	10.35
5" Tub	6.25	11.40	21.50
6" Tub	5/2.95	10/5.00	25/7.75

Black Plastic Saucers	25	50	100
3"	\$ 2.95	\$ 5.60	\$10.35
4"	3.85	7.00	13.00
5"	4.45	8.55	16.00
6"	5.25	10.10	18.60

Due to high postage minimum order \$6.50.

Complete list of house plant supplies for stamp. Texas residents include 5% Texas Sales Tax.

THE WALKERS

Box 150-X

Luling, Texas 78648

Verilux Tru Bloom

fluorescent lamps

ACCLAIMED BY INDOOR GARDENERS!

"TruBloom is superior in growing and blooming ornamental plants indoors."

George A. Elbert

Indoor Light

Gardening Author

- **No glare daylight look**
 The remarkable soft white TruBloom matches outdoor light without glare or distracting color effects.
- **Maintains compact plants**
- **2 full years of efficient lamp light**
 Every lamp guaranteed for 12,000 hours... 50% longer than standard commercial tubes.
- **Superior, longer lasting flowers**

Verilux TruBloom, Dept. AV
 35 Mason Street, Greenwich, Conn. 06830

Please send Verilux TruBloom lamps as follows via prepaid delivery:

NOTE: Minimum order is one 6-lamp carton.

No. of Cartons	Watts	Length Inches	Base	Price per Carton
_____	20	24	Bi-Pin	33.30
_____	30	36	Bi-Pin	33.60
_____	40	48	Bi-Pin	34.50
_____	96 (12 per case)	96	Single Pin	120.00

Quantity Discounts Available Prices on additional standard sizes upon request. Add \$1.00 per case west of the Mississippi.

Name: _____
 (please print)

Street and No: _____

City: _____

State and Zip: _____

(Be sure to enclose check or money order)

1975 REVISED
**"AFRICAN VIOLET HANDBOOK FOR
 JUDGES AND EXHIBITORS"**

SALMON COVER—All 1975 rules, changes, awards, information updated, plus new material. Due to increase in printing and postage, \$3.00 per copy, including postage. Discount on orders of 25 or more.

RUTH G. CAREY

3900 Garden Drive Knoxville, Tenn. 37918

African violets & accessories

The
Elephant Ear

3646 University Blvd./ Tues.—Sat. 10-5
 Houston, Texas 77005

MILLER'S AFRICAN VIOLETS

Specialists in variegated foliage, including the most complete selection of Champion's originations to be found anywhere. Also many other outstanding variegated and green varieties. Small plants shipped. Stamp for list.

127 Manor Drive Syracuse, New York 13214

AFRICAN VIOLETS

Fresh cuttings from large selection of old and new varieties. Latest Granger Varieties. Also listing Episcias and a few other Gesneriads this season. Listing 25¢ Mail Order Only

DORIS DRENNEN
 1415 Central Ave.
 Sandusky, Ohio 44870

AFRICAN VIOLET LEAVES

Once again, many of the latest varieties on my Spring, 1976 list at 35¢ each and the more you buy the cheaper they get. Please send 25¢ for your copy—ready about March 1st.

MILDRED V. WOODS

6009 Van Buren Place West New York, N.J. 07093

CHAMPION VARIEGATES FOR '76

TIFFANY TRINKET — Bright pink double. Semiminature.

BUTTON TRINKET — Pink and white double. Semiminature.

PINK PILLOW — Fluffy pink double with light edges.

THISTLE PATCH — Huge orchid tutone double.

WATERCOLOR — Pink double slightly mottled.

YUM YUM — Pink and white single. Excellent.

HEATHER BLUE — Full double geneva, medium blue, heathery.

HALF & HALF — Royal blue ruffled single. Wide geneva edge.

SEND LARGE, STAMPED ENVELOPE FOR SHIPPING LIST. Small plants of variegates and miniatures shipped. Latest varieties with green foliage also available at the house. Visitors welcome.

CHAMPION'S AFRICAN VIOLETS

8848 Van Hoesen Road Clay, New York 13041

(Off Cicero exit of Route 81, west 4 miles on Route 31, right on Van Hoesen 1 Mile. Tel. 315-699-7317

WISERWAY

Doug Wiser, P. O. Box 5573, Redwood City, California, 94063

WATERWICKS

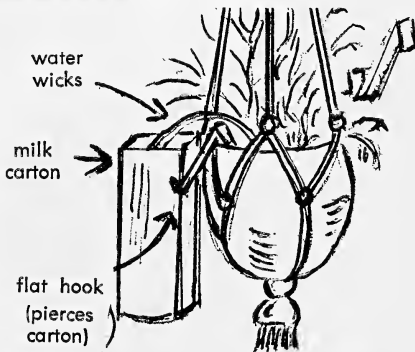
Calif. Buyers add 6% Sales Tax.

THOUSANDS SOLD! NO PRICE INCREASE!

Repeat Orders Prove Their Efficiency. Will water from top or bottom of Pot * Last Indefinitely * Will Not Rot or Mildew * Supplies Proper Amount of Water For Average 4" Pot * **WICK STAYS IN POT** * Adjustable Flow * Feeds Nutrients With Water.

12 WICKS—\$2.00 20 WICKS—\$3.00
 SPECIAL! 50 WICKS—\$6.50 ALL Ppd. PROMPTLY!

supplies approx. 1 fld. oz.
 per day



NEW! HANGING PLANT WATERING IDEA!

IF YOU GO AWAY—Save your plants using a waxed quart milk carton. Special hook holds carton over edge of pot. Use one, two or more long water wicks. Keeps plants healthy up to six weeks!

6 HOOKS, 18 WICKS ppd. \$3.30
 12 HOOKS, 36 WICKS ppd. \$6.00

GUARANTEED PERFORMANCE

Calif. buyers add 6% tax. Allow 2 to 3 weeks delivery.



Violets Atlanta

1873 PIEDMONT ROAD, N. E., ATLANTA, GEORGIA 30324

VISIT ATLANTA'S FIRST AFRICAN VIOLET SHOP!

We cater to the violet specialist's every need: beautiful violets, miniatures and standards; interesting Gesneriads for the collector; and a full line of pots, soils, fertilizers, etc. We are 10 min. from the convention site.

OPEN MONDAY-SATURDAY 11-6

SUNDAY 1-6, CLOSED TUESDAY

(404) 875-3041

When you visit us you will see a huge selection of very choice plants including 600 varieties of violets, latest gesneriads, orchids, hoyas, begonias, and many rare plants. We are sorry, but no shipping.

HOURS: 9 A.M. - 5:30 P.M.

CLOSED: Sunday & Monday

ARNDT'S House Plants

20454 NE Sandy Blvd. Troutdale, Ore. 97060

Phone: 503-665-9466

Intermatic Indoor Electric Greenhouse A Great Gift for Home Gardeners

The best gardens get their start in an Intermatic Indoor Electric Greenhouse

Create the perfect environment for starting and growing vegetables, cuttings, flowers or terrarium plants in your own indoor greenhouse.

Soil warming electrical element, maintains temperature at 74°F., encourages maximum seed germination, healthy plant growth.

Brings plants to sturdy condition prior to the outdoor growing season.

For terrarium fanciers the Intermatic Indoor Electric Greenhouse is a perfect setting for a miniature landscape.

Operates on standard house current . . . includes built-in thermostat. **\$19.95**

FLUORESCENT & INCANDESCENT GRO-LAMPS FOR INDOOR GARDENING

Low prices on all gro-lamps. We stock all sizes 8 watt (12") through 40 watt (48") fluorescent tubes. And 60 watt, 75 watt, and 150 watt incandescent plant-lites. We also stock fluorescent fixtures and automatic timers.

For complete information and prices on these and other supplies write for our free catalog.

Dealer Inquiry Welcome

KAKU COMPANY

2469 W. Pensacola Avenue Chicago, Illinois 60618

ABOUT GARDENING

Helen Van Pelt Wilson's Revised Edition African Violet Book (Hard Back)	\$ 9.95
Helen Van Pelt Wilson's Revised Edition African Violet Book (Paper Back)	5.50
The Indoor Light Gardening Book by George A. Elbert	10.95
Fun With Terrarium Gardening Book by Virginie and George A. Elbert	3.35
The Complete Book of Terrariums by Charles Martin Fitch	8.95
Ferns To Know and Grow by F. Gordon Foster	5.50
Complete Book Of House Plants Under Lights by Charles Martin Fitch	9.95
Ferns And Palms For Interior Decoration by Jack Kramer	5.50

NO MINIMUM ON BOOKS

Postpaid

Michigan residents please include 4% Sales Tax.

GROWING SUPPLIES

11 oz. Liquid Blue Whale Brand (6-2-1)	\$2.65
24 oz. Liquid Blue Whale Brand (6-2-1)	4.00
8 oz. Sturdy (0-15-14)	3.00
12 oz. Sturdy (0-15-14)	4.50
1½ lb. Blue Whale Soil Builder	1.60
3 oz. can Mildex for Mildew	3.05
16 oz. bottle Cygon 2-E	6.50
4 oz. bottle Kelthane (Miticide)	1.89
4 oz. bottle Malathion 50%	2.09
8 oz. Peters House Plant Food (15-30-15)	1.95
8 oz. Peters General Purpose Food (20-20-20)	1.95
8 oz. Peters Violet Special (12-36-14)	2.20
8 oz. Peters Variegated Special (5-50-17)	2.45
1 lb. Peters Fritted Trace Elements (FTE)	1.35
4 oz. bottle Superthrive (Vitamin-Hormone)	3.29
2 qts. Hardwood Charcoal #10 very fine, #6 med.	1.75
8 qts. Krum Perlite (Bulk)	2.20
1¼ lb. Systemic Insecticide Granules	3.65
10 oz. Plant Marvel i-Bomb (Insecticide spray)	3.05
3 lbs. Carbamate Fermate, Ferbam	5.50
8 oz. Carbamate Fermate, Ferbam (bulk)	1.30
2 qts. #3 Vermiculite fine grind (bulk)	.50
2 lbs. Dolomite Limestone	1.30
2 lbs. Calcium Carbonate	1.60
2 lbs. Superphosphate (0-20-0)	1.30
2 lbs. Ammonium Nitrate (34-0-0)	1.50

MINIMUM ORDER \$5.00

MICHIGAN RESIDENTS PLEASE ADD 4% SALES TAX

Mary's African Violets

19788 San Juan Ave.

Detroit, Michigan 48221

12 fresh cut leaves \$2.95
 12 small plants \$7.25
 25 fresh cut leaves \$5.00

All different and labeled
 Prepaid—Air Mail add \$1.00

BILL AND MARLEEN'S VIOLETS

550 Colebrook
 Webster Groves, Mo. 63119

MINIATURE LOVERS

Please send 15¢ for our list which includes about 100 miniature African violet varieties, also lists some semi-miniatures and many standard varieties.

The Flower Pot

Stevens Street
 Albert Lea, Minnesota 56007

AFRICAN VIOLETS

New varieties from Granger, Lanigan and other leading hybridizers and the best of the older ones. For sale at the greenhouse.

Sorry no list or shipping this spring.

WHITE CLOUD FARM

So. Alternate Hiway 71 Carthage, Mo. 64836

FOR

1975 COLOR CATALOG

plus this year's supplement please send 25¢—or else a stamped, self-addressed envelope for the 1976 supplement of all types of African violets.

SAN FRANCISCO PLANT CO.

BOX 575 DALY CITY, CALIF. 94014

Does THIS tell YOU something???

(From a customer in Massachusetts 12/30/75)

"I placed my first order with you last August, for Leaves and potting soil mixes.—I would like you to know how satisfied I have been with the variety of Leaves that you sent.—Also the soil mixes have done wonders for my new and old plants. I have been amazed at the results."

**ONE STOP SERVICE--Magic Starter Kits
 Small Plant Mix—ORGANIC Potting Soil**

EVERYTHING that you need is listed in our Informative, Cultural Circular for 25¢.

Many NEW and Popular Varieties will be on our 1976 Leaf List in late April, also 25¢. Both refundable on a \$5.00 Minimum Order.

SCHMELLING'S AFRICAN VIOLETS

5133 Peck Hill Road Jamesville, NY 13078

African Violets or Episcias

6 plants - Labeled blooming size (assorted) \$8.50
 12 Starter African Violet plants \$8.50
 6 fresh cuttings Episcias or columneas labeled \$4.60
 16 fresh cut - Labeled African Violet leaves \$4.40
 All Postpaid Listing 30¢

MRS. LEONARD VOLKHART

Route 1, Russellville, Missouri 65074

PARSON'S SERIES AFRICAN VIOLETS

25 varieties for spring 1976

- NEW 1976 VARIETIES -

The Parson's Triumph, The Parson's Lynn Renee, The Parson's Hope, The Parson's Faith, The Parson's Nadine, and The Parson's King (A limited edition). Our Other Parson's Varieties 1974-75—The Parson's Baby, Beauty, Blessing, Daughter, Dream, Friend, Glory, Joy, Love, Pinkness, Pride, Ruffles, Wife, The Parson, Parson's Sport, Gift, Happiness, Pink Love, and Twilight Pink. (4 varieties pending—The Parson's Design, Fulness, Surprise, and Delight).

2½" Pots—\$2.50 each Minimum order \$7.50
 Fresh Cut Leaves \$.75 each Minimum order \$7.50
 Add \$2.00 U.P.S. and packing for each separate order.
 West of Denver \$1.00 additional.

We reserve the right to substitute.

WE ALSO OFFER the following African Violets:—Fisher of Canada, Granger Gardens, Lyndon Lyon, Park Nurseries and other hybridizers.

2½" Pots-labeled \$1.50 Minimum order \$7.50
 Fresh Cut Labeled Leaves 10 for \$4.00
 Add \$2.00 U.P.S. and packing—\$1.00 additional west of Denver.

All Plants Grown Under Fluorescent Lights.

—ORDER NOW FOR SPRING DELIVERY—

SIM T. HOLMES

100 Tuscarawas Road Beaver, PA. 15009
 Phone 412-774-5208

NO LIST NO CATALOGUE
 Shipping May thru Oct.

Tomara African Violets

Over 350 Varieties—100 new for '76
 Fresh cut leaves & starter plants

TOP SELECTIONS FOR '76

GRANGER—Peppermint, Serenity, Venetian Lace, Cimarron, Musetta, Majestic.

LYON—Lavender Love, Wild Country, Wounded Knee, Red Chief, Candy Dandy.

PARKS—Surprise, Linda's Star, Magenta Star, Vern's Delight, Vern's Dandy.

TINARI—America, Bicentennial Belle, Magnifica, Wild Flame, Silver Celebration, Lili Belle.

MANY OLD FAVORITES

Sea Foam, Fashionaire, Garnet Elf, Magic Music, Modern Jewel, Sparkled Star, Raspberry Revel, Sea Queen, Pink Swan, Red Anita, Jennifer, Autumn Sky, Melissa, Lullaby, Ruby, Spring Deb.

VARIEGATES GALORE!

Red Safari, Rose Frost, Mr. Cordelia, Cindy, The Parson's Wife, Copper Kettle, Costa Brava, Silver Threads, Silver Crest, Tommie Lou, First Noel, Lovely.

Many more excellent varieties included in our 1976 list. Send 25¢ (may deduct from 1st order)

Mrs. R. D. Tompkin

1 mi. N. Fayette on Hiways 5 & 240 Ph. 816-248-3232
 Visitors Welcome 9-7, Sun. 2-7


"Schultz-Instant"
 LIQUID PLANT FOOD 10-15-10
7 DROPS to a quart of water
 "starts and feeds" all plants
 Available at your store
 or send \$2.00 for 2 bottles prepaid to
 SCHULTZ COMPANY
 11730 NORTHLINE, ST. LOUIS, MO. 63043
SEND FOR OUR FUND RAISING OFFER



CASTLE VIOLETS
 614 Castle Road Colorado Spring, Colo. 80904
 30 leaves, 2 each of 15 varieties; or 6 plants in 2 1/2 inch pots; or 4 plants in 3 inch pots; all different, labeled, prepaid, \$7.00 Air Mail \$8.00.
 Shipping from April to November

Rice's Violetry
 Fresh cut A. V. Leaves and Episcias. Several hundred varieties. The best of the old and new varieties. Shipping from May 1st to Nov. 1st. List 20 cents.
Rice's Violetry
 1334 Lang Road Oconomowoc, Wis. 53066


Friday 10-2 6116 Southwest Freeway
 Sat.-Sun. 10-6 Houston, Texas 77027
Plant Palace
 - At The Common Market -
 African Violets 784-3353
 House Plants Doris Artis



AQUAMATIC SELF WATERING VIOLET PLANTER
 Lets your plants water themselves.
 Single \$2.50; 6 for \$13.25; 12 for \$23.75; 24 for \$40.00; postage included.
THE HOUSE OF VIOLETS
 Dept. M-AQ, 936 Garland St., S.W.
 Camden, Arkansas 71701

For the Finest in Indoor Gardening!

ENJOY A FLORACART
 World's Finest Portable Indoor Garden
 For use with Rapid Start Fluorescent Lights!



FloraCart is the original, most popular movable unit for easy indoor gardening! Raise luxurious African violets . . . force spring flowering bulbs and get strong plant from all seeds and cuttings! NOW every FloraCart comes with beautiful molded fiberglass trays (19"x49"x1 1/2") . . . lightweight and strong, easy to keep clean, and impervious to moisture, chemicals, and weather! Choose from two FloraCart models: 3 Trays, \$92.07; 2 Trays, \$67.89. (Light Fixtures additional.) Rugged lifetime construction of aluminum tubing. Has smart new decorator type 2 1/4" casters. For the heavy-duty 4" casters shown in picture, add \$1.75. Equip your FloraCart with Combolite fixtures designed especially for flower culture, combining incandescent and fluorescent lights, proved superior to either one alone!

ENTER YOUR PLANTS IN 1976 AVSA CONVENTION WIN A FLORACART

NOTE—The manufacturers of the popular FLORACART are happy to again present a FLORACART (Model BA3 complete unit) as an award.
Class—The AVSA COLLECTION AWARD, composed of three different AVSA registered varieties of African violet plants. A member may enter only one collection and each plant must score 90 or more points.

1954—Mrs. E. L. Ferdue, Donaldson, Tennessee
 1955—Rev. Harold L. Thompson, Birmingham, Michigan
 1956—Mrs. L. A. Beck, St. Joseph, Missouri
 1957—Mrs. J. R. Bush, Muncie, Kansas
 1958—Mrs. Edward Cassey, Rochester, New York
 1959—Mrs. Clarence Kuder, Bowling Green, Ohio
 1960—Mrs. Alexander R. Colyer, Brightwaters, New York
 1961—Mrs. Joseph Trost, Indianapolis, Indiana
 1962—Mrs. J. W. Shuey, Richmond, California
 1964—Mrs. George Phillips, Arlington, Texas
 1965—E. D. Wyke, Columbus, Indiana
 1966—Mrs. Johnny Maiorana, Miami, Florida
 1967—Mrs. Karl C. Ohlson, Lynn, Massachusetts
 1969—Mrs. Wallace Behnke, Newark, Delaware
 1970—Mrs. Frank Luedtke, Racine, Wisconsin
 1971—Mr. and Mrs. John Guttridge, San City, California
 1973—Mrs. Irene Fiedler, Prescott, Wisconsin
 1974—Brother Blaise, Harrisville, Rhode Island
 1975—Elizabeth Behnke, Newark, Delaware


Write today for illustrated catalog. When you order, send check, money order or use Master Charge or Bank Americard. Give number.

Ohio residents add 4 1/2 % Sales Tax

Tube Craft inc.
 1311C West 80th Street
 Cleveland, Ohio 44102

For optimum growth & blooms

... Feed as you water
the **PLANT MARVEL** way



Complete water soluble Plant Food for growing African Violets

Plant Marvel's African Violet spray is ideal for all house plants



The PLANT MARVEL 12-31-14 formula is a scientifically balanced, 100% water-soluble, plant food. Leading professional growers, as well as many amateur growers of African Violets, prefer this formula. It delivers needed nutrients in immediately usable form and in just the right proportions. This remarkably efficient, water-soluble fertilizer supplies the entire root system with all the essential NPK and minor elements. As a result, optimum, healthy growth and blooms are promoted. Your order is always welcome. 8 oz. can—\$2.10; 1 lb.—\$3.10; 2½ lb.—\$5.90; 5 lb.—\$9.20.

Get positive results with this remarkably effective, all-around, insecticide spray. Kills hard-to-get-at Mealy bugs, Soft Brown Scale, Aphids, Spider Mites, and many other insects. No harm to blooms or foliage, when used as directed. Won't stain fabrics or wallpaper. Harmless to children and pets. Here's the ideal insecticide for African Violets, Ivies, Begonias, etc. 5 oz. can—\$2.00.

Postage included. — NO C.O.D.'S.

PLANT MARVEL LABORATORIES • Dept. AV76 • 624 West 119th St. • Chicago, Ill. 60628

THE PARK NURSERIES AFRICAN VIOLETS

1200 St. Clair Avenue

ST. PAUL, MINNESOTA 55105


Our New Varieties Are Terrific!

Huge stars, doubles, unusual multicolors. All are dependable show plants that will be a thrill to grow. Only quality plants shipped.

Write now for a list of Park Nursery new introductions.

We ship all winter by REA Air Express. Minimum 25 plants retail or 100 plants wholesale.

PLEASE INCLUDE 13¢ STAMP FOR LIST.



GRO-CART is a scientifically equipped indoor plant stand, designed with special fluorescent lights to bring the advantages of an expensive greenhouse into your home. Experiment with hybridizing plants. Grow your own organic foods and herbs, or beautify the decor of your home with spring flowers the year 'round and raise beautiful blooming plants regardless of weather or season, right in your living room.

GRO-CART MODEL GH-3 SHOWN. SEND FOR FREE BROCHURE AV. WE STILL GROW BEAUTIFUL AFRICAN VIOLETS FOR SALE AT OUR NURSERY ONLY. NO LIST.

OPEN DAILY 10 - 5; SUNDAY 1 - 5




9515 Flower Street • Bellflower, California 90706

**NOW . . . ENJOY USING THE
CONVENIENT
WATERING AID**



Here's the item needed by every indoor flower grower . . . an all aluminum light weight watering aid. No more lugging heavy, awkward watering cans. No spilling water! No breaking leaves! Complete with 8 feet of plastic hose, all aluminum shut off valve, and 18 inch wand, only \$13.75 each. U. S. Customers add 75¢ shipping. Canadian Customers \$1.00. Ohio residents add 4 1/2 % Sales Tax. Send check or money order today . . . or use your Master Charge or Bank Americard . . . give number. Made and guaranteed by the manufacturers of the popular Flora-Cart. Write for literature.



**TUBE CRAFT, INC., DEPT. C
1311C West 80th Street
Cleveland, Ohio 44102**

Annalee Violetry

**29-50 214th Place, Bayside, New York 11360
212 - 224-3376**

NEWEST VARIETIES FOR '76

From ANNALEE VIOLETRY, MAX MAAS, GRANGER GARDENS, HOWARD UTZ, CATHERINE HAWLEY.

New Trailers, Semi Trailers, New Miniatures.

Send self addressed stamped business size envelope for our complete list of fabulous cultivars.

Stop by our sales table in Atlanta where you will find a great selection of new varieties featuring hybrids of Max Maas, Granger Gardens, and other exciting introductions.

BAKER'S AFRICAN VIOLETS

FRESH CUT LEAVES OF 500 VARIETIES INCLUDING MOST OF "BEST VARIETIES" FOR PAST FIVE YRS. ALSO GOOD SELECTION OF OTHER GESNERIADS.

Send stamp for list.

2433 Kingscliff Drive

Atlanta, Ga. 30345

RESERVOIR WICK POT T.M.

"It Waters and Feeds at the Same Time"



CONSTANT FEED FERTILIZER

8 oz. \$2.00 postpaid

PRICES ON RESERVOIR WICK POTS

EACH

1 to 5 \$1.50 postpaid
6 to 19 \$1.35 postpaid
20 or more \$1.20 postpaid

Send stamped self-addressed long envelope for 20 page catalog of AFRICAN VIOLETS and SUPPLIES.

VOLKMAN BROS. GREENHOUSES

2714 Minert St., Dallas, Texas 75219

Fresh Cut A.V. Leaves

Hundreds of varieties, Episcia and Columnea cuttings available.

Grown under fluorescent lights.
Stamp For Listing.

HIGH HAT AFRICAN VIOLETS

RFD #4 - E. Dunbarton Rd.
Manchester, N.H. 03102

AFRICAN VIOLET STARTER PLANTS

10 ORIGINAL VARIETIES, SAINTPAULIA SPECIES,
AND SELECTED NEW AND OLDER VARIETIES.

Send stamp for listing.

ALBERT G. KRIEGER

1063 Cranbrook Jackson, MI. 49201

THE HOUSE OF VIOLETS

Ralph & Charlyne Reed
936 Garland—Dept. M76
Camden, Arkansas 71701

1976 list now ready.

Many beautiful new varieties. Send stamp.

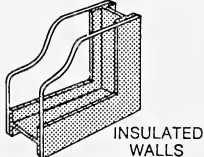
Violets At The Ernst's

221 S.E. 70th St. Gainesville, Fla. 32601
(near Newnans Lake - Phone 376-8655)

LEAVES AND PLANTLETS AVAILABLE.

Please Send 25¢ for list.

ENERGY-SAVING DOUBLE- WALLED GREENHOUSES FROM JUST \$499



Now you can grow economically year 'round in the only greenhouse that solves the energy-cost problem. Laboratory tested in Vermont, rigid double-pane thermal walls are 244% more heat efficient, shatterproof, and maintenance free. Free-standing and lean-to models, no foundations required. Factory direct only, 5 year total house warranty.

Call or Write
for Information



P.O. Box 2235, Dept. AV
Grand Central Station
New York, N.Y. 10017
(212) 686-0173

FRESHLY CUT AFRICAN VIOLET LEAVES

Over 500 Varieties—New and Old
20 Leaves (Your Choice) \$4.00

List 20¢

GERRY HALUSEK

1424 Indian Ln. Carpentersville, Ill. 60110

Send 20¢ for new spring list of Standard, Variegated, Trailers and miniatures. 250 Mini & Semimini alone. My choice 15 Mini & Semimini fresh cut leaves...\$5.00 My choice 20 Standards, fresh cut leaves.....\$5.00

Plus \$1.50 Air Mail postage & handling.
Visitors welcome Please phone first

KLINKEL'S FLORAL

Lucille Klinkel
1553 Harding St. Enumclaw, Wash. 825-4442

Take a friend to lunch.

Introduce your houseplants to an old friend. HYPONEX®. Now in new packaging. And new, easy to use liquid formula.

HYPONEX®

The Hyponex Company, Inc.
Copley, Ohio 44321



A—SPOT-O-SUN - 22 watt GRO-LUX-9" dia.\$17.95
B—SYLVANIA fixture, 24" adj. legs,
2-20 watt GRO-LUX Lamps 24.95
C—RIPE-N-GROW-22 watt GRO-LUX, 16" dia. .. 25.95

NOT SHOWN

4 Ft. Fixture, 24" adj. legs, 2-40 watt
GRO-LUX (WS) lamps, cord & chain set 24.95
4 Ft. Fixture, cord & chain set, 2-40 watt
COOL WHITE lamps 16.95
PLANT STANDS—15 models, 4 companies from 17.95
Fixtures for Plant Stands,
6 models, 4 companies from 9.95

FLUORESCENT LAMPS

Carton of 6 (prices discounted 33% from list price)
15 watt 20 watt 30 watt 40 watt
18" 24" 36" 48"
COOL WHITE \$ 9.60 \$ 9.00 \$12.00 \$ 7.32
WARM WHITE 9.60 8.80 12.00 8.92
GRO-LUX (WS) 10.40 11.80 N.A. 11.80
Carton of 4 (prices discounted 33% from list price)
NATUR-ESCENT \$12.25 \$13.06 N.A. \$13.32
GRO-LUX 12.55 14.02 14.02 15.35
VITA-LITE 18 13 17.59 20.79 18.13

INCANDESCENT LAMPS

GRO-LIGHT — 75 watt \$1.95—1 \$3.75—2 \$ 6.45—4
" —150 watt 2.65—1 5.25—2 8.95—4
PLANT-LITE — 60 watt 4.75—1 8.95—2 15.95—4
" — 75 watt 4.85—1 9.15—2 16.45—4
" —150 watt 4.95—1 9.25—2 16.65—4

GRO-LUX (WS)
8" circle — 22 watt 4.75—1 8.40—2 15.25—4
Write for Quantity discounts on Cartons 12, 24, 48, & 96 lamps.

Timer—\$5.45 with \$30.00 order..... Separately—\$6.95
Shipping: 48 United States—add 10% to the total order.
Outside of 48 states—add 20% to the total order.

FREE Catalog—over 200 listings
Michigan Residents—add 4% Sales Tax

INDOOR GARDENING SUPPLIES

P. O. Box 40551G (313) 427-3595 Detroit, MI. 48240



TRADITIONAL DESIGN "SPIRIT OF 1776"
Arrangement by Mrs. Allen Bump, Columbus, Ohio. Photo by Larry Phellon

Lumen-Liter Plant Stands are made of Gleaming Aluminum square tubing with high impact soft green trays. Lights are easily adjustable above trays with chains.




Ripe-N-Gro Sunlite 17 in. diameter 19 in. high Avocado Green with 22 watt wide spectrum Fluorescent Lamp \$28.95 P.P. Spot-O-Sun Grolite Planter, Avocado Green \$19.95. Can be used with timer.



4 Tray \$39.95

Send stamp for literature.

Naturescent, Vitalite, Gro-Lux tubes, lamps, trays and timers, etc.



8 Tray \$52.95

Fixtures for above stands with 2-24" — 20 watt cool white tubes \$15.95 each with cord, plug and switch. Add 4% tax in Wisconsin.

FLORALITE COMPANY

4124A East Oakwood Rd. Oak Creek, Wis., 53154
Phone (414) 762-1770

AFRICAN VIOLET STARTER PLANTS

5—\$7.95 10—\$14.95 15—\$20.95

Order now for Spring shipping
Minimum order—5 plants plus postage

Postage for 5 plants—\$1.75 east of Denver
\$2.35—Denver & west

Add 75¢ postage for each additional 5 plants.

Varieties ready for shipping on May 1.

Becky	Gov. Knowles	Regina
Blue Bender	Granada	Ruffled Red
Blue Charm	Green Ice	Sailor's Dream
Bonnie Blue	Home Run	Silver Garland
Candy Dandy	Irish Dude	Spicy
Christopher James	Ivory Venus	Sunlit Beauty
Coral Caper	Just So	Sweet Mary
Court Jester	Knee High	Swingin' Pink
Crystal Pink	Margo	Tangier
Dainty Doll (LL)	Memories	The King
Final Touch	Midget Mischief	Tiffany
First Lady	Miriam Steel	Trail Along
Flamingo	Night Flower	Tribute
Fresh	Night Magic	Tropicali
Frisky	Peach Lace	Velvet Dawn
Genesee Butterfly	Peppermint Stick	Velvetone
Genesee Flame	Persian Sensation	Vern's Blue Snow
Genesee Primrose	Red Chief	White Wisteria
Genesee Whitecap	Red Hosta	Zeta
Gotcha Sport	Red Safari	Zingy

FREE PLANT IF YOU LIST SUBSTITUTES.

Send self-addressed, stamped envelope for descriptive list.

Visitors welcome by appointment—
closed Sundays & Mondays

LOUISE BARNABY

12178 Highview (Indian Lake) Vicksburg, Mich. 49097
Ph. 616-649-9036

African Violet Notecards



Now you can share the beauty of African Violets with your friends every-time you write.

These beautiful color African Violet Notecards are 5x7 and include a brief

description of African Violets and how to keep them happy. Send \$7.95 for 12 cards with envelopes or save \$3.00 and send \$12.95 for 24 cards with envelopes. Send your check today to:

YESSON ENTERPRISES

P. O. BOX 1349
SAN RAFAEL CA 94902

(Price includes postage & handling)

SATISFACTION GUARANTEED!

HYBRID AFRICAN VIOLET SEEDS

Create And Name New Varieties!

Male Parent		Female Parent
1. Miriam Steel	with	Violet Trail
2. Pixie Trail	"	Violet Trail
3. Claudia	"	Methanol*
4. Miriam Steel	"	Invitation
5. Pixie Trail	"	Claudia
6. Pixie Trail	"	Hexane*
7. Pixie Blue	"	Tippy Pink
8. Purple Crest	"	Alice Henry
9. Violet Trail	"	Blue Storm
10. Claudia	"	Lindy Lou

*—See article on p. 22.

Above is a partial list and you may order directly from it. Or you may send for the complete list of over 50 crosses, which list includes a good description of all of the parent plants (25¢ plus self addressed stamped envelope, please).

Your seeds are guaranteed to germinate or they will be replaced at no extra cost, until you have seedlings. Price includes a complete set of instructions on planting and care of seedlings. Packets are 100 seeds (minimum).

Nos. 1 thru 5\$3.00 per packet
Nos. 6 thru 10.....\$4.00 per packet

**SPECIAL FOR CLUB PROJECTS:
2 PACKETS FOR PRICE OF ONE**

Please list alternates or specify that I make the best choice available, in case your first choice is sold out.

RONN NADEAU

2104 Butterfield Maryland Heights, MO 63043

Moon Planting - 1976

By Em Hunt

4648 Fourth Ave., Niagara Falls, Ont.

March Fruitful: 1-10-11-19-20-28-29
Semi-fruitful: 5-6-17-18-22-23-24
1st quarter - Mar. 1st 4th quarter - Mar. 22nd
April Fruitful: 7-8-14-15-16-23-24-25
Semi-fruitful: 2-3-12-13-19-20-28-29
1st quarter - Mar. 31st 4th quarter - April 21st
May Fruitful: 3-4-5-12-13-20-21-22-30-31
Semi-fruitful: 10-11-16-17-26-27
1st quarter - April 30th 4th quarter - May 20th



"OUR AFRICAN VIOLET HERITAGE"

by Anne Tinari

The story of a 30 year romance with African violets as lived by Anne and Frank Tinari in picturesque Bethayres where their greenhouse establishment is located in Huntingdon Valley, Pa.

The book was written to commemorate AVSA's 30th Anniversary and dedicated to the African Violet Society of America, Inc. Anne relates some of the early beginnings of the society to its prominence as one of the largest plant societies today devoted to a single plant. It enjoys a membership of over 18,500 and is recognized as the International Registration Authority for the Genus Saintpaulia.

A chapter in the book tells how the Tinari's started and built a business with a virtually unknown plant, to its present day popularity. In it find answers to 25 most asked questions on African violet culture.

Many pictures of old and new cultivars, the origin of many blossom and foliage forms, fond and vivid memories of the First Convention.

Any violet enthusiast will enjoy this unusual book.
"Our African Violet Heritage" \$3.95 ppd.



GREENHOUSES

2325 Valley Road, Box 190
Huntingdon Valley, Penna. 19006

BERRY'S AFRICAN VIOLETS

WE ALWAYS HAVE ON HAND—AV supplies, violets, 2 & 3 tray Floracarts with lights, 24" & 48" table models with legs. Spot-O-Sun lamps, all sizes in Gro-lux bulbs, Wide Spectrum bulbs, Circline bulbs for Fruit Ripener or Desk Lamp, Aquamatic Planters, all sizes in plastic pots, watering aids, Volkman's Soil, Constant Feed Fertilizer, Reservoir Wick Pots, New Wick Saucer, Elisa's Violet Rings for leaf support, Blue Whale & Sturdy Fertilizer for healthier plants and larger blooms.

Will ship The Helen Van Pelt Wilson African Violet Book postpaid - Hardback \$9.35 ppd. - Paperback \$5.35 ppd.

The 1976 Astrological Calendar For Best Planting Dates \$2.35 ppd. Texas customers add 5% sales tax.

NO LIST

NO CATALOG

MRS. J S. BERRY

1832 Turner Dr. Houston, TX 77016
Phone (713) 695-5020

Crestwood Violetry

says Salute the Bicentennial—grow

Red	White	Blue
Cristi Love	Faith (CG)	Blue Wonder
Crimson Charm	White Regency	Wild Country

It's in the stars to grow better Violets in '76
—Crestwood's Zodiac

Gemini	Libra	Taurus
Cancer	Scorpio	Capricorn
Leo	Sagittarius	Aquarius
Virgo	Aries	Pisces

Grow'em right with
CRESTWOOD VIOLET RINGS

2 sizes—fits 2½" to 5" pots

CV GUARANTEE: All plants must arrive healthy and in good condition or will be replaced or your money refunded.

List 20¢ Visitors by appointment only

7314 Jervis Street
Springfield, VA 22151

AFRICAN VIOLET KIT

Now YOU can easily grow America's number one house plant.

Kit includes everything you'll need: 3 selfwatering aquamatic planters®; drainage rock; special, premixed growing medium with a systemic insecticide; a supply of African violet fertilizer; and THREE different, named African violet plants in bud.

Complete kit of three only **\$10.95**
shipping and handling \$1.75

"We have the top fourteen award winners of 1974"

DODE'S GARDENS / 1490 Saturn Street

Please send stamp for catalog of plants and supplies

Merritt Island, Florida 32952

Fla. residents add 4% sales tax.





Champion's

Circle of Violets

YUM YUM

HEATHER BLUE



(Photos by Grower)

**BUTTON
TRINKET**

*Cover
a
large
area*



PINK PILLOW



Adventures In Hybridizing

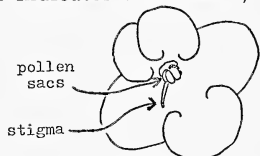
By Ronn Nadeau, Ph.D

2104 Butterfield

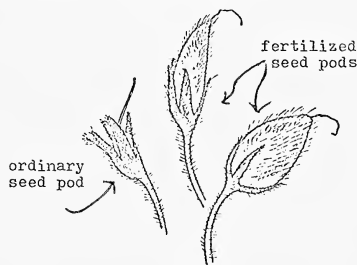
Maryland Heights, MO 63043

I have three separate topics, all involving hybridizing, to share with the thousands of violet lovers reached by these pages.

I have received many comments and inquiries concerning my previous article in this magazine ("Sex and The African Violet", p. 27, Sept., 1975). Some readers were confused over my description of the flower parts and how to pollinate, and so I'd like to clarify this point with an illustration which indicates the identity of the flower



parts (see above). I remove the pollen sac from the flower of one variety, and, holding it with a tweezer, use a razor blade to slice and peel away a portion of the pollen sac's outer layer. With the tweezers the opened sac is brought up and touched to the stigma of a flower from another variety, thus leaving a dusty yellow layer of pollen at the tip of the stigma. It takes one to two weeks before



a visible enlargement of the ovary (seed pod) occurs, and two to four months for the seeds to fully mature. Occasionally you may come across plants or combinations of plants which refuse to produce a fertile cross. Don't give up. Try another combination!

Orders have come from most of the states in the USA and surprisingly from many other countries: Australia, Peru, Mexico, Panama, Canada, South Africa, and England. Most of my customers indicate that they have never planted violet seeds before, ask for explicit directions, and receive same. It has been very encouraging to hear from many of them concerning their satisfaction and enthusiasm over their seedlings. To my amazement, one lady who planted seeds from the cross 'R. Claudia' x 'Blue Regent' on July 2, 1975, had one plant measuring 9 inches in diameter with two blooms by Nov. 12, 1975. I ask my customer friends to please let me know of their results.

As perhaps you can tell, I get a big kick out of growing violets from seed, and in growing and selling seeds for others to join in the fun. Thus, I currently have another seed production program under way, using mainly plants which were listed as favorite varieties in the November 1975 issue of this magazine. I optimistically look forward to knowing that some beautiful new varieties are discovered and named by people who have good fortune with seeds.

During September of 1974 I planted seeds that had resulted from crossing 'R. Elfriede' with pollen from 'Pixie Trail'. 'R. Elfriede' is a very floriferous standard size plant with purple, long lasting blooms which are borne on strong upright stems. 'Pixie Trail' is a unique sort of plant having small leaves on trailing stems and violet shaped blooms. My aim was to produce hybrids which would have the miniature-trailing habit of 'Pixie Trail' combined with bloom like 'R. Elfriede'.

In about five weeks the seeds began to germinate and by April of 1975 I had around 100 strong plants in 2½ ounce Solo cups. They began to bud and bloom in May and June, but it was not until August that I could really stand back and judge the results of my cross. Some of the plants had been given away, but by consulting the recipients I learned that at least 20 different new varieties had been produced. Unfortunately, not one of the varieties is a mini-trailer.

Although I did not achieve the objective of a mini-trailer, some unexpected rewards materialized. One of the new varieties, 'Hexane', is a semi-miniature with bright pink flowers that are shaped like those of 'R. Elfriede'. The blooms are long-lasting and they stand upright like those of 'R. Elfriede'. I consider 'Hexane' to be a unique and outstanding new cultivar well-suited for showing. Of course, I may be a bit prejudiced about this new creation of mine, but I feel that it is probably the first example of a small plant with 'Elfriede' bloom characteristics.

Another interesting variety to come out of the 'R. Elfriede' x 'Pixie Trail' cross is a mini called 'Methanol'. The leaves are dark green and pointed, none more than an inch long. Flowers are pink, delicate and violet shaped, and very plentiful.

Only a rather small percentage of people who grow African violets have ever tried growing them from seeds. It may be a bit challenging at first but it is much easier than most folks think, and it's lots of fun. Try it and see!

REGISTRATION REPORT



Adele Tretter,
4988 Schollmeyer
St. Louis, MO 63109

The following registrations have been received during the period from September 30, 1975 through November 30, 1975.

DELLY (2743) WPC 5 df S 11/4/75
David K. Feeter, 16 Ramblewood Dr., No. Chili, NY 14514

FLARE (2744) RPC 5 sfc S 11/6/75
MAPLE-DURHAM (2745) OP-R-E 19 s S 11/6/75
ROYAL STAR (2746) RP-E 5 sfc S 11/6/75
Lyn D. Robinson, 2749 McDowell Rd., Durham, NC 27705

BLUE EAGLE (2747) O-BX 3 d S 11/7/75
Tinari Greenhouses, 2325 Valley Rd., Huntingdon Valley, PA 19006

BASHFUL BETSY (2748) WPC 237 df L 11/13/75
BUTTON TRINKET (2749) PX 237 d S-M 11/13/75
HALF & HALF (2750) D-BW-E 59 sf L 11/13/75
HEATHER BLUE (2751) M-BW-E 237 d L 11/13/75
LUCKY LILAC (2752) OX 237 dfc L 11/13/75
MIDGET MISCHIEF (2753) M-PX 27 sc M 11/13/75
NIGHT MAGIC (2754) M-BW-E 57 dfc L 11/13/75
PINK PILLOW (2755) PX 357 dfc L 11/13/75
PLAIN & FANCY (2756) P 237 dfc L 11/13/75
THISTLE PATCH (2757) OX 237 d S 11/13/75
TIFFANY TRINKET (2758) P 237 d S-M 11/13/75
WATERCOLOR (2759) PWC 237 s-dfc L 11/13/75
YUM YUM (2760) PWC 237 s L 11/13/75
Champion's AV, 8848 VanHoesen Rd., Clay, NY 13041

AUNT GOLDIE (2761) OBC 2 df S 11/19/75
Miller's AV, 127 Manor Dr., Syracuse, NY 13214

SWANEE CONCORD (2762) VG-E 35 df S 11/24/75

SWANEE HIGHLIGHT (2763) OVC 59 s-df L 11/24/75
Elmer Swanson, 521 South Third, Lindsborg, KA 67456

JEAN (2764) P 23 s-d S 11/28/75
RED STAR (2765) R 23 sc S 11/28/75
SHALIMAR (2766) O-P 3 s-d S 11/28/75
SYLVIA (2767) VW-E 2 df S 11/28/75
THE QUEEN (2768) D-P 3 d S 11/28/75
Hilton Dahlia Farm, Springfield, NJ

CENTENNIAL ROSE (2769) M-PX 23 dc S 11/28/75

COLORADO CENTENNIAL (2770) W 239 d S 11/28/75
Mrs. P. Kiesling, 475 Madison St., Denver, CO 80206

LA RONDE (2771) V 237 s S 11/28/75
Anne Jantzen, 2725 Katrina Wy, Mt. View, CA

CHRISTINA MARIE (2772) OVX 29 dfc S 11/28/75
Mrs. G. W. Stikelether, Rt. 7, Box 1330, Tallahassee, FL 32303

TANAGER (2773) D-O-PW-E 2 dc S-M 11/30/75
Ticknors AV, RD 1, Box 306, Central Square, NY 13036

RESERVATIONS

The following reservations and renewals have been received during the same period as above.


PRINCE INDIGO - *ROYALTY* David K. Feeter, 16 Ramblewood Dr., North Chili, NY 14514

BICENTENNIAL '76 Tinari GH, Box 190, 2325 Valley Rd., Huntingdon Valley, PA 19006

RENEWALS

ANDROMEDA I - *PEPPERMINT PATTI* Lyn Robinson, 2749 McDowell St., Durham, NC 27705

SWANEE LOU Elmer Swanson, 521 South 3rd, Lindsborg, KA 67456




TINARI GROWS MANY BEAUTIFUL VARIETIES

(Photo by Frank Tinari, Jr.)

FLAG BLUE

JEANMARIE



REGISTERED AFRICAN VIOLETS

The African Violet Society of America, Inc.

December 1, 1965 to December 1, 1975

*AVSA Registrar Mrs. Fred Tretter
4988 Schollmeyer
St. Louis, MO 63109*

At the Board Meeting held in Wisconsin in April 1970, the following motion was carried: "Maintain a current ten (10) year record of registered varieties, all species and all AVSA 1948 registrations. One year to be deleted and one year added annually."

All varieties registered from 1949 through August 29, 1969 may be found in the MASTER VARIETY LIST VOLUME No. 2.

Code: Color, Leaf Type, Flower Type and Plant Size.

COLOR	LEAF TYPE	FLOWER TYPE
B - Blue	P - Pink, Rose	a - Single
C - Multicolor (2 or more colors)	R - Red, Maroon, Plum, Burgundy	d - Double
D - Dark	V - Violet, Purple	s-d - Semi-double
E - Edge	W - White, Cream, Blush	c - Star shaped
G - Green	X - Two-tone, 2 hues of same color	f - Fringed, Ruffled
L - Light	Y - Yellow	s-t-d - Single to Double
M - Medium		PLANT SIZE
O - Orchid, Mauve, Lavender		M - Miniature (6" or under)
		S-M - Semiminiature (6" - 8")
		S - Standard (Over 8")
		L - Very Large (Over 16")

Name	Reg. No.	Date Reg.	Applicant	Code
A				
Abe Lincoln	1745	10-25-67	Rose Knoll Gardens	DB 2 d S
Adele Tretter	1665	12-15-66	Bob Kramer	DP-3 d L
Affectionate	2375	11-1-72	Tonkadle Greenhouse	P 2 df S
After Dark	2117	11-27-70	Richter Greenhouse	DV 38 d S
After Five	2146	12-7-70	Champion's AV	DV 57 sf L
Admiral*		AVS-48	Armacost & Royston	V 3 s S
Admiral Amazon	1	AVS-48	Armacost & Royston	V 6 s L
Albino Blue Eyes	2211	9-13-71	Vangie Harris	WVC 27 d S-M
Alakazam	1723	9-6-67	Lyndon Lyon	M-R 3 dc S
Albert the Second	2470	10-20-73	V. Lorenzen (Park N)	M-BWC 2368 d S
Alice Blue	1863	9-9-68	Lyndon Lyon	WL-BC 27 dc S
Alice Henry	2440	4-2-73	Champion's AV	PW-E 37 d L
Alice Watters	2113	11-21-70	Mrs. N. Patterson	WP-E 5 sf S
Allie	2595	9-10-74	Mrs. A. C. Moore	PX 2 d L
All Smiles	1610	4-18-66	Mrs. C. Palmquist	PG-E df S
Alluring (See Frathel's Alluring)				
Alpine Rose	1815	2-16-68	Volkman Bros.	P 29 d S
Alta (See Crystal Alta)				
Amanda	2505	10-31-73	I. Fredette	P 2 s & sdc S
Amazing Grace	2688	5-2-75	Rowell Yerman	L-P 5 s-dfc L
Amazon Pink*		AVS-48	Armacost & Royston	MP 568 s L
Americana	1595	3-14-66	Granger Gardens	BX 2 d S
AMERICAN SERIES				
Frills	1708	7-8-67	Dr. S. Reed	D-P 5 d S
Mayfair	1709	7-8-67	Dr. S. Reed	D-V 39 d S
Amethystland	2432	2-27-73	Mrs. J. B. Griffiths	D-R 29 s L
Andy Griffiths	1999	10-24-69	J. B. Griffiths	D-R 35 d S-M
Angela Kristine	1935	6-19-69	Ernest Fisher	DPG-E 35 s-dc L
Angela Marie	2122	11-27-70	Ernest Fisher	R-P 23 s S

Angel Lace (See Granger Gardens' Angel Lace)				
Angelo	1659	11-29-66	Mrs. Concetta J. Grasso	D-B 278 s-dc S
Annie Mae	2582	8-26-74	House of Violets	B 3 d S
Ann Slocomb	1907	11-17-68	M. Lanigan	P 58 d L
Apollo Pink	2447	4-7-73	Tinari Greenhouses	PG-E 2 dc S
Apple Blossom Pink	2081	7-10-70	Tinari Greenhouses	P-OX 348 s-d S
Apple Blossom Time (See Westwinds Apple Blossom Time)				
April Dawn	2306	5-26-72	H. Utz	WBC 5 df L
Aquarius	2176	3-25-71	H. R. Albro	R-O 35 d S
Ardesia (See Kuhl's Ardesia)				
Arpege	2471	10-20-73	V. Lorenzen (Park N)	D-PX 239 dc S
Artic Majesty	2519	2-27-74	Champions Violets	W 2367 d L
Artic Mist (See Granger's Artic Mist)				
Artist Dream	2337	10-7-72	Granger Gardens	WD-B-E 35 df S
Ask Me	2537	4-8-74	Ronald Ferguson	R 359 df S
Astro Blue	2448	4-7-73	Tinari Greenhouses	V-BX 28 s S
Astro Orchid	2156	1-11-71	Tinari Greenhouses	OX 23 d S
Astro Pink	2157	1-11-71	Tinari Greenhouses	D-P 2 s-df S
Astro Purple	2158	1-11-71	Tinari Greenhouses	V 2 d S
Astro Rainbow	2159	1-11-71	Tinari Greenhouses	OPCX 23 s-d S
Astro Star	2319	7-27-72	Tinari Greenhouses	L-R 23 sc S
At Dawning	1589	2-3-66	R. & M. Watts	LRX 59 s-d S
Audry	1754	11-7-67	Gordon R. Coon	D-PX 356 d S
Audry (See Richter's Audry)				
Aunt Clara	2413	11-14-72	Edward Imhoff	M-V 38 s S-M
Aunt Goldie	2761	11-19-75	Miller's AV	OBC 2 df S
"Aunt Polly"	2292	4-10-72	Mrs. H. C. Heard	R 359 dfc S
Aurora's Fairest	2008	11-2-69	Benke's Greenhouse	R 58 df S
Aurora's Innocent	2009	11-2-69	Benke's Greenhouse	WPC 39 s-d L
Aurora's Pink Lady	2010	11-2-69	Benke's Greenhouse	MPX 29 d S
Aurora's Queen Anne	2011	11-2-69	Benke's Greenhouse	WPC 3 d L
Autumn Russett	1777	11-15-67	Granger Gardens	R-P 35 df S
Autumn Sky	2527	3-27-74	Merrill Steele	V 28 d S
Azure Trinket	2277	3-2-72	Champion's African Violets	L-BX 37 d S-M

B

Babette	2453	5-17-73	Mrs. E. Kramer	D-B 59 s-dc S
Baby Dear	1864	9-9-68	Lyndon Lyon	W 29 dc M
Baby Doe	2032	11-28-69	Mrs. Kiesling	M G-E 5 df L
Baby Pink	2105	10-31-70	Lyndon Lyon	P 8 dc M
Bandmaster (See Granger's Bandmaster)				
Barbary Coast (See Gold Rush Barbary Coast)				
Bandwagon	2338	10-7-72	Granger Gardens	R-O or R-OW-E 5 s-d S
Barbara's Christie	2639	3-25-75	Mrs. C. W. Parks	OX 38 s-d L
Bashful Betsy	2748	11-13-75	Champion's AV	WPC 237 df L
Baystater	2078	6-3-70	Harry Albro	DVW-E 9 d S
Beauty Spot	1687	5-26-67	Mrs. Elmer Kramer	DP 23 d S
Becky	2669	5-20-75	Union County Ch. AVSA	M-PX 35 s-df S
Bee Cee	1764	11-11-67	Ernest Fisher	P-R 2 s-d S
Bellringer	2087	9-2-70	Mrs. C. S. Hawley	M-B 89 s-df L
Bengal Beauty	2355	10-31-72	V. Lorenzen (Park N)	R-V 23 s-dc S
Bergen Charmin' Lois	2683	5-20-75	Muriel T. Kaiser	L-P 378 s S
Bergen County Godmother	2684	5-20-75	Muriel T. Kaiser	L-OX 57 d S
Bergen Hilda Schulz	2685	5-20-75	Muriel T. Kaiser	D-P 379 s-d S
Bergen Lila Baxter	2686	5-20-75	Muriel T. Kaiser	L-PX 37 df S
Bergen Shorty Kohler	2687	5-20-75	Muriel T. Kaiser	D-V 357 s & s-c S
Bess Truman	2720	7-7-75	David Buttram	L-P 37 d S
Bethleman Beacon	1814	2-8-68	Mrs. H. Stine	M-D-BW-E 2 s S
Betsy Ross	1915	12-4-68	Tinari Greenhouses	R-P 3 d S
Bettina	2189	5-15-71	Mrs. R. Reed	D-PX 35 s-df S
Betty Little	1949	7-1-69	Dates Violetry	O 23 d S
Betty Nipp	2640	4-11-75	V. Lorenzen & Parks N	D-PX 2389 dc S
Bicolor*		AVS-48	Merkel & Sons	OX 89 s S
Bicentennial Belle	2618	11-30-74	Tinari Greenhouses	P 3 d S
Bicentennial Star	2619	11-30-74	Tinari Greenhouses	L-P 3 s-c S
Big D	2288	3-11-72	Swift's Violets	V-RW-E 39 d S
Big Deal	2722	7-24-75	Mrs. R. A. Reed	R 3 d S
Big Sur	2609	11-26-74	V. Constantinov	VX 2 dc S
Billy Lou	2460	7-21-73	Isla Montgomery	L-V 457 d S
Blue Belle (See Granger's Blue Belle)				
Blueberry	2607	11-25-74	M. J. Kartuz	V-B 25 s & s-d S
Blue Bird*		AVS-48	Merkel & Sons	MB 389 s L
Blue Bouquet	1675	3-10-67	Mrs. H. R. Stine	MB 3 d L
Blue Boy*	41	AVS-48	Armocost & Royston	BV 89 s S
Blue Boy Improved*		AVS-48	Mrs. W. H. Odom	BV 895 s L
Blue Boy Supreme*		AVS-48	Mrs. W. H. Odom	BV 63 s S

Blue Caty	2324	7-31-72	L. Sebastian	M-B 38 s-d S
Blue Dale (See Westdale Blue Dale)				
Blue Duet	1769	11-13-67	Mrs. Elmer Kramer	B-VW-E 39 d L
Blue Eagle	2747	11-7-75	Tinari GH	O-BX 3 d S
Blue Eyes*		AVS-48	Tinari Floral Gardens	L-B 8 s S
Blue Fashionaire (See Granger's Blue Fashionaire)				
Blue Girl*		AVS-48	Ulery's Greenhouse	BV 4 s S
Blue Halo	1583	8-26-74	House of Violets	BW-E sc S
Blue Magic	2596	9-16-74	Lyndon Lyon	L-BX 38 dc S
Blue Hawaii	1841	5-10-68	V. Constantinov	M-B 2 d L
Bluejean	2026	11-17-69	Irene Fredette	MB 35 s S
Blue Machen	2074	4-30-70	Mrs. I. Haseltine	D-B 8 s S
Blue Monarch	1816	2-16-68	Volkman Bros.	D-B 29 d S
Blue Monday	2356	10-31-72	V. Lorenzen (Park N)	D-B 25 sc S
Blue N° Gold	1797	11-28-67	White Cloud Farm	DB 57 df S
Blue Note	1883	11-18-68	E. Janosick	D-B 2 d S
Blue Pacific	2095	9-30-70	Constantinov	BW-E 23 d L
Blue Petticoat	2357	10-31-72	V. Lorenzen (Park N)	M-BW-E 238 d S
Blue Power	1990	9-13-69	Mrs. C. S. Hawley	MBX 29 s L
Blue Regent (See Granger's Blue Regent)				
Blue Reverie	2013	11-14-69	Granger Greenhouses	L-BX 35 s-df S
Blue Roses (See Kuhls' Blue Roses)				
Blue Royal (See Granger's Blue Royal)				
Blue Rosette	2028	11-20-69	Margaret Scott AVS	MB 28 d S
Blue Skies of Aurora	2012	11-2-69	Benke's Greenhouses	DB 39 s-d L
Blue Snow (See Vern's Blue Snow)				
Blue Sparkler	2212	9-13-71	Vangie Harris	BW-E 36 d S
Blue Sprite	2725	7-28-75	Lyndon Lyon	M-B 29 dc S
Blue Storm	2464	8-15-73	Lyndon Lyon	V-B 27 dc S
Blue Tempest (See Granger's Blue Tempest)				
Blue Treasure*		AVS-49	Merkel & Son	BV 38 s L
Blue Velveteer (See Granger's Blue Velveteer)				
Blue Willow	1873	10-24-68	E. Fisher	B-OWC 23 sc L
Blush Again	2558	6-28-74	V. C. Fuhlrodt	WL-PC 5 df S
Blushing Maiden*		AVS-48	Ulery's Greenhouse	W 89 s S
Blushing Pink (See Mimi's Blushing Pink)				
Bobby's Belle	2730	9-5-75	Bernice Cresson	WV-E 3 s-d S
Bob's French Flair	1701	6-27-67	Mrs. E. Kramer	M-PW-E 2 s L
Bob's Remark	1666	12-15-66	Bob Kramer	MP 359 dfc L
Bold Dream	2465	8-15-73	Lyndon Lyon	R 27 dc S
Bold Lad	1746	10-25-67	Rose Knoll Gardens	M-BW-E 29 s-d S
Bonanza	2409	11-3-72	Mrs. H. D. Schmelling	BW-E 27 d S
Bonfire	1689	5-27-67	Tinari Greenhouse	WRC 3 sf S
Bonnice	2194	5-24-71	Jimmy D. Dates	M-PX 3 s-df S
Bonnie Blue	1874	10-24-68	E. Fisher	D-B-O 23 dc L
Bonny Jean	2184	4-3-71	Mrs. I. Haseltine	P 2 s-d S
Bonus Babe	2320	7-27-72	Tinari Greenhouse	R-O 2 df S
Bradshaw's Choice	2123	11-27-70	Ernest Fisher	B-VW-E 23 s-dc L
Breckenridge	1830	4-1-68	Rose Thomas	W 2 d S
Brenda	1940	6-27-69	Mrs. X. R. Randall	WB-E 57 sf S
Brigadoon	1014	11-14-69	Granger Greenhouses	LR-W-E 239 s-d S
Bright Sails	1817	2-16-68	Volkman Bros.	M-P 29 d L
Broken Heart	2163	1-21-71	Arnold Baker	W-P 36 s S
Bronx Cheer	2332	8-23-72	I. Fredette	D-PX 239 s S
Bruce Special (See Crystal Bruce Special)				
Burgandy Wasp	1968	7-26-69	Dates Violetry	R-VX 2 sf S
Butterfly	1842	5-10-68	V. Constantinov	BX 5 df S
Butterfly White	1983	8-29-69	Lyndon Lyon	W 28 s-dc S
Button Trinket	2749	11-13-75	Champion's AV	PX 237 d S-M

C

Cabaret	2015	11-14-69	Granger Greenhouses	D-RW-E 35 df S
Calico Kitten	1716	7-31-67	Mrs. L. E. Trokovich	MBRC 237 d M
Calico Wasp	1969	7-26-69	Dates Violetry	L-OPC 3 s S
California Skies	2027	11-19-69	C. Wilson	DP-W-E 359 df S
California Wine (See Westdale California Wine)				
Camelia Mist	2520	2-27-74	Champion's Violets	PW-E 237 d L
Camelot (See Granger's Camelot)				
Camille	1778	11-15-67	Granger Gardens	MPW-E 23 df S
Canadian Centennial	1649	9-8-66	Lyndon Lyon	D-PW-E 28 dc S
Candy Apple	2278	3-2-72	Champion's African Violets	L-R 37 d L
Candy Cane	2472	10-20-73	V. Lorenzen (Park N)	M-PRC 29 dc S
Candy Dandy	2726	7-28-75	Lyndon Lyon	WR-E 5 dfc S
Candy Puff	2177	3-25-71	Harry R. Albro	PW-E 23 d S
Candy Trinket	2521	2-27-74	Champion's Violets	PWC 27 d S-M

Canoe	2692	5-28-75	Union County Ch. AVSA	D-B 28 d S
Cape Cod	2035	11-29-69	V. Constantinov	WBG-E 35 d S
Capitivation	1908	11-27-68	M. Lanigan	M-PRC 8 d L
Captain Dave	2660	5-6-75	Mrs. M. Magee	OX 239 d L
Carefree (See Granger's Carefree)				
Carefree (See Vern's Carefree)				
Carmelita (See Richter's Carmelita)				
Carmine Rose	2293	4-12-72	V. Lorenzen (Park N)	L-RX 259 s-dc S
Carousel (See Granger's Carousel)				
Carnival	1690	5-27-67	Tinari Greenhouse	R-PW-E 59 s S
Carnival Boy	1967	4-4-69	Mrs. I. Haseltine	WL-BC 2 s S
Cartwheel	1737	9-30-67	Champion's African Violets	DPW-E 27 sc L
Centennial	2543	4-19-74	V. Constantinov	BWC W-E 2 d L
Centennial Rose	2769	11-28-75	Mrs. P. W. Kiesling	M-PX 23 dc S
Centura	2114	11-14-70	R. J. Taylor	R-P 389 dc L
Cerise Enchantment	1631	8-15-66	Mrs. W. F. Kuhl, Jr.	D-PX 4 s S-M
Champagne Ice	2115	11-24-70	R. J. Taylor	L-P 39 s-dc L
Charades	2040	1-5-70	Mrs. H. Kienzle	D-B 8 d S
Charmglow	1779	11-15-67	Granger Gardens	L-P-O 23 s-df L
Charmin' Lois (see Bergen Charmin' Lois)				
Chatoyant (See Kramer's Chatoyant)				
Cheerful Chap	2131	11-30-70	N. Kolb	V 5 s-d S
Cheerleader (See Richter's Cheerleader)				
Cheery-O	2191	5-24-71	Mrs. C. S. Hawley	OV 2 df S
Cherie (See Westwind's Cheri)				
Cherry Cordial (See Manelta's Cherry Cordial)				
Cherry Sundae	2610	11-26-74	V. Constantinov	PO 5 sf S
Chity-Chity Bang Bang	2060	1-15-70	Mrs. E. Kramer	WVE 3 d L
Christie (See Barbara's Christie)				
Christina Maria	2772	11-29-75	Mrs. G. W. Stikelether	OVX 29 dfc S
Cimarron	1843	5-10-68	V. Constantinov	D-OG-E 5 d S
Cimarron (See Granger's Cimarron)				
Circus Boy	2615	11-27-74	Mrs. Haseltine	RWC 2 s S-M
Claire Roberts	2429	2-26-73	B & J African V	D-P 25 d L
Clear Horizon (See Kramer's Clear Horizon)				
Clematis	2637	3-11-75	Sandy Weyand	V 2 sc S
Clipper	1724	9-6-67	Lyndon Lyon	W 29 dc S
Clydene	1861	7-5-68	Mrs. J. C. Harris	L-OX 2 s-d S
Coast Line	1844	5-10-68	V. Constantinov	WP-E 5 s S
Cockatoo	2016	11-14-69	Granger Greenhouses	WPC 239 d S
Colonel Kuttas	1794	11-21-67	Catherine M. Hawley	DB 29 s-df L
Colorado Carnation	2033	11-28-69	Mrs. Kiesling	LP 5 df L
Colorado Centennial	2770	11-28-75	Mrs. P. W. Kiesling	W 239 d S
Colorado Knight	2510	1-22-74	Mrs. A. Suder	VOC 259 s S
Colorado Rosebud	2034	11-28-69	Mrs. Kiesling	DPX 35 d S
Columbella	1871	10-5-68	Dates Violetry	PX 35 sf S
Comet	2088	9-14-70	Craig Specialties	W 239 s S
Commodore*		AVS-48	Armocost & Royston	M-V 983 s L
Concord Purple	2620	11-30-74	Tinari Greenhouses	D-V 39 s-d S
Concord '76 (See Swanee Concord '76)				
Connecticut Blue	2630	2-4-75	C & N Mallette	B 359 dc S
Connie	1755	11-7-67	Gordon R. Coon	P 25 d S
Connie's Polka	2625	12-4-74	Constance R. Koch	L-BW 35 s & s-dc S
Connie's Skylite	2626	12-4-74	Constance R. Koch	L-BX 589 s & s-d S
Constance Beth	1994	9-25-69	Swift's Violets	M-P 59 df L
Copenhagen	1702	6-27-67	Mrs. E. Kramer	WDB 5 df L
Copper Kettle	2147	12-7-70	Champion's African Violets	D-P 237 d S
Coral Blaze	1691	5-27-67	Tinari Greenhouse	DPW-E 9 S
Coral Caper	2627	7-28-75	Lyndon Lyon	R-V 2 dc S
Coral Cascade	2463	8-15-73	Lyndon Lyon	R-PX 2 s S
Coral Flame	2242	11-4-71	Tinari Greenhouses	RX 3 s-d S
Coral Frills (See Westwinds Coral Frills)				
Coralic	2118	11-27-70	Richter Greenhouse	O 38 d S
Coral Pink	2506	12-18-73	Tinari Greenhouses	D-PW-E 2 s S
Coral Reef	1692	5-27-67	Tinari Greenhouse	DPW-E 29 d S
Cordelia	2466	8-15-73	Lyndon Lyon	PX 27 dc S
Coronado	2096	9-30-70	Constantinov	OD-E 23 d L
Costa Brava	2252	11-24-71	Annalee Violetry	M-PX 237 dc L
Country Music	2232	10-27-71	Irene Fredette	V 23 s-d S
Country Rose	1655	11-19-66	Champion's African Violets	L-PX 237 d L
Country Belle	2104	10-28-70	Mrs. C. Gaines	W 8 s-d S
Courtesy	2376	11-1-72	Tonkadale Greenhouse	P 2 df S
Courtship	2377	11-1-72	Tonkadale Greenhouse	P 2 df S
Courtship (See Vern's Courtship)				
Cranberry (See Richter's Cranberry)				
Cranberry Snow	1619	7-26-66	Mrs. J. B. Griffiths	RWC 35 d S

Crest (See Swanee Crest)				
Crested Red (See Crystal Crested Red)				
Crimson Frost	2706	6-27-75	Granger Gardens	RW-E 7 df S
Crimsony	2661	5-10-75	Mrs. C. S. Hawley	R 5 89 d S
Crown of Gold	2036	11-29-69	V. Constantinov	OX 237 d S
Crown Prince	1993	9-25-69	Mrs. M. R. Stekelbos	D-VOC 39 s L
Crystal Alta	2733	9-30-75	Mrs. F. S. Huebscher	WPG-E 29 s-df S
Crystal Bruce Special	2735	9-30-75	Mrs. F. S. Huebscher	WP 379 s-d S
Crystal Crested Red	2734	9-30-75	Mrs. F. S. Huebscher	R 29 sf S
Crystal Dixie Heart	2742	9-30-75	Mrs. F. S. Huebscher	PG-E 39 df L
Crystal Fantasy Comet	2736	9-30-75	Mrs. F. S. Huebscher	OV 39 sf L
Crystal Florida Belle	1638	8-25-66	Mrs. Frank Huebscher	M-PX 45 d S
Crystal Florida Clouds	2737	9-30-75	Mrs. F. S. Huebscher	WO-E sfc S
Crystal Florida Doll	2741	9-30-75	Mrs. F. S. Huebscher	OX 39 d S
Crystal Pansy Beauty	2738	9-30-75	Mrs. F. S. Huebscher	OX 29 s S
Crystal Pink Lucile	1639	8-25-66	Mrs. Frank Huebscher	L-PX 29 d L
Crystal Regency Red	2739	9-30-75	Mrs. F. S. Huebscher	R 39 s-d S
Crystal Royal Plum	2740	9-30-75	Mrs. F. S. Huebscher	OX 39 s-d L
Curtain Call	1792	11-18-67	Edward Janosick	B 25 df S
Cyclops (See Hollywood Star Cyclops)				
Cynthia	1918	1-6-69	Tinari Greenhouse	D-PX 35 s-df S

D

Dainty Lady	1661	11-30-66	Ernest Fisher	WPC 25 s L
Dainty Maid*		AVS-48	R. A. Brown	P 89 s S-M
Dallas Mister Ed	2256	11-24-71	Peggy Kreska	RX 2 sf S
Dancing Doll	2204	9-13-71	Lyndon Lyon	D-P 8 dc S-M
Dandy (See Vern's Pink Dandy)				
Dappier Dan	2017	11-14-69	Granger Greenhouse	DB 23 d S
Darcie	2326	8-19-72	Lyndon Lyon	R-PW-E 2 dc S
Darling Dora	2262	12-1-71	Vern Lorenzen (Park N)	D-P 239 d S
Dark Beauty (See Westwinds' Dark Beauty)				
Dark Eyed Babe	1977	8-8-69	Kolb's Greenhouses	OX 2 sc S
Dark Fury	2358	10-31-72	V. Lorenzen (Park N)	D-B 29 s-dc S
Dark Ruby	1590	2-3-66	R & M Watts	D-RX 59 df S
Dark Whisper	1747	10-25-67	Rose Knoll Gardens	P-VX 29 d S
Davey (See Westwinds' Davey)				
David John Timothy	2433	2-27-73	Mrs. J. B. Griffiths	D-BW-E 29 sc S
Dazzling Deceiver	1865	9-9-68	Lyndon Lyon	R-P 2 dc S
Debbie Sue	2699	5-29-75	Mrs. J. C. Harris	D-PX 29 df S
Deep Purple	1922	1-9-69	J. S. Shaw	V 38 d S
Deep Rose	2693	5-28-75	Union County Ch. AVSA	D-PX 2 d S
Delby	2581	8-26-74	Frances Baschnagel	OX 23 d L
Delly	2743	11-4-75	David K. Feeter	WPC 5 df S
Demure (See Westwinds' Demure)				
Diamond Jubilee	1914	11-30-68	African V.S. of Phila.	VW-E 3 df S
Diane's Delight	1623	8-8-66	Max Maas	MPX 38 s-d S
Dippity Do	1870	10-5-68	Dates Violetry	D-RX 3 s S
Dixie Heart (See Crystal Dixie Heart)				
Dominion Rose	1780	11-15-67	Granger Gardens	LO-PX 23 dfc S
Don	2057	1-14-70	Mrs. J. J. Kreska	DXV 3 s S
Dora Baker	2084	8-27-70	V. Lorenzen (Park N)	P 38 d S-M
Dori	2250	11-19-71	Erna Abel	OX 35 d L
Doris Ann	2173	2-23-71	Mrs. J. B. Griffiths	O-BX 23 dc L
Doris Day	2631	3-4-75	Irene Fredette	P 23 s-dc L
Dorothy Anderson	2434	2-27-73	Mrs. J. B. Griffiths	L-P 3 d S
Dorothy's Delight	2186	5-19-71	Mrs. C. H. Heard	L-PX 238 df S
Dorothy Shaw	1833	4-6-68	M. S. Paist	M-B 39 df S
Dorrie's Choice	2294	4-12-72	V. Lorenzen (Park N)	D-B 29 d S
Dorries Delight	2473	10-20-73	V. Lorenzen (Park N)	D-P 239 d S
Double Blue Boy*		AVS-48	Westside Greenhouse	DBV 8 d S
Double Boja	2307	5-26-72	H. Utz	R-PR&W-E 239 d S
Double Take	1984	8-29-69	Lyndon Lyon	V 38 dc M
Dove Wing	1781	11-15-67	Granger Gardens	WPC or P 239 d S
Duane's Delight	2417	11-30-72	V. Lorenzen (Park N)	MP 258 s-dc L
Dulcie	2295	4-12-72	V. Lorenzen (Park N)	M-PG-E 239 d S
duPont Blue*		AVS-48	Mrs. W. K. duPont	D-B 56 s S
duPont Lavender Pink*		AVS-48	Mrs. W. K. duPont	OX 56 s S
Dusty Pink	2449	4-7-73	Tinari Greenhouse	D-P 28 s-d S
Dusty Rose(See Westwinds' Dusty Rose)				

E

Easterling (See Kramer's Easterling)

Earth Angel	2178	3-25-71	H. R. Albro	L-P 238 d S
Eclipse (See Kramer's Eclipse)				
Edgy	2474	10-20-73	V. Lorenzen (Park N)	RW-E 239 dc S
Edith V. Peterson	2561	7-1-74	V. Constantinov	OX 2 dc L
Edna Voyles	2263	12-1-71	V. Lorenzen (Park N)	M-B 29 d S
El Dorado	2097	9-30-70	Constantinov	L-OG-E 5 s L
Electra	1902	11-27-68	R. J. Taylor	WPG-E 237 dc L
Elf's Loveliness	1810	2-1-68	Fedderson's AV	OWC 35 s L
Elsia Frew	2249	11-19-71	Ernest Fisher	R-P 23 dc S
Elusive	2511	1-25-74	C & N Mallette	D-PG-E 3589 d S
Erica	2694	5-28-75	Union County Ch. AVSA	D-BV 3 s-d S
Ermine Babe	2641	4-11-75	V. Lorenzen & Parks N	W 28 dc S
Eternal Snow (See Granger's Eternal Snow)				
Etheral (See Westwinds' Etheral)				
Etiquette	2378	11-1-72	Tonkadale Greenhouse	W 2 df S
Eureka	2379	11-1-72	Tonkadale Greenhouse	VW-E 2 sc S
Evagene	1970	7-26-69	Dates Violetry	DO-P 23 d S
Evening Set	2515	2-15-74	J. H. Smith	D-BW-E 37 s S
Everthing	2380	11-1-72	Tonkadale Greenhouse	D-B 2 sc S
Eventful	2381	11-1-72	Tonkadale Greenhouse	OX 2 sc S
Exceptionable	2382	11-1-72	Tonkadale Greenhouse	O-V 2 d S
Explorer	2383	11-1-72	Tonkadale Greenhouse	D-V 2 d S
Exquisite	2384	11-1-72	Tonkadale Greenhouse	P 2 sc S
Eyeful	1954	7-9-69	Richter's Greenhouse	D-P 38 d S
Eyeful Star	2264	12-1-71	V Lorenzen (Park N)	D-P 23569 sfc S

F

Fairest (See Aurora's Fairest)				
Fairy's Delight	2642	4-11-75	V. Lorenzen & Parks N	O-PX 2369 dc S
Faith	2707	6-27-75	Granger Gardens	W 389 df S
Fandango	1782	11-15-67	Granger Gardens	WPC 35 df S
Fanfare (See Manelta's Fanfare)				
Fanfette (See Kramer's Fanfette)				
Fantasia	1800	12-1-67	Madison Gardens	DP 8 df S
Fantastic	2308	5-26-72	H. Utz	P 23 d S
Fantasy Comet (See Crystal Fantasy Comet)				
Fascinator	2385	11-1-72	Tonkadale Greenhouse	W 2 d S
Fashionaire (See Granger's Fashionaire)				
Fashionaire (See Vern's Fashionaire)				
Fashion Fling	2475	10-20-73	V. Lorenzen (Park N)	M-PX 239 dc S
Fashion Frenzy	1985	8-29-69	Lyndon Lyon	L-R 5 dc S-M
Favorable	2386	11-1-72	Tonkadale Greenhouse	R-V 2 d S
Faye Junior	2257	11-24-71	Peggy Kreska	D-P 3 s-d S
Festival (See Granger's Festival)				
Fetching	2387	11-1-72	Tonkadale Greenhouse	WV-E 2 s S
Finalist	2388	11-1-72	Tonkadale Greenhouse	WB-E 2 d S
Final Touch	2279	3-2-72	Champion's African Violets	D-P 37 d L
Fire (See Pilgrim Fire)				
Firebird	2018	11-14-69	Granger Greenhouse	RWE 5 sf S
Fireball (See Vern's Fireball)				
Fire Bugg	1978	8-8-69	Kolb's Greenhouses	R-P 2 sc S-M
First Kiss	2539	4-8-74	Mrs. E. Kramer	WPC 36 d L
First Lady	2296	4-12-72	V. Lorenzen (Park N)	P 23 d S
First Recital	1971	7-26-69	Dates Violetry	O-BW-E 345 sf M
Flag Blue	2621	11-30-74	Tinari Greenhouses	B 3 s & s-d S
Flamingo	2670	5-20-75	Union County Ch. AVSA	D-P 2 df S
Flare	2744	11-6-75	Lyn D. Robinson	RPC 5 sfc S
Flick Too	2000	10-24-69	J. B. Griffiths	L-R 259 d L
Fling (See Swanee Fling)				
Flirtation	1845	5-10-68	V. Constantinov	R 5 s S
Floral Fantasy	1986	8-29-69	Lyndon Lyon	L-OBC 2 dc S
Florida Belle (See Crystal Florida Belle)				
Florida Clouds (See Crystal Florida Clouds)				
Florida Doll (See Crystal Florida Doll)				
Flying Saucer Red	1886	11-19-68	Kolb's Greenhouse	R-PX 2 sfc L
Forever Yours (See Kramer's Forever Yours)				
Frances Ford	1765	11-11-67	Ernest Fisher	BX 23 d S
Frank Burton	1684	4-13-67	Quixie Nichols	OVC 23 s-dfc S
Frankie	2671	5-20-75	Union County Ch. AVSA	D-B 2 s-dc S
Frathe's Alluring	1951	7-5-69	Frathe's	OVE 3479 d L
Free Mood	1879	11-11-68	Mrs. E. Kramer	R-P 3 d L
Fresh Pink	2584	8-26-74	House of Violets	P 3 s-d S
Frieda*		AVS-48	Ulery's Greenhouses	R 389 s S
Freedom Red	2622	11-30-74	Tinari Greenhouses	R 3 df S
French Flair (See Bob's French Flair)				

Friiled Dandy	2070	2-17-70	C & N H Mallette	WG-E 3589 s-dc S
Frills (See American Frills)				
Frills (See Twin Lakes' Frills)				
Frilly Tilly	2425	2-12-73	G. Suter	D-PX 35 s S
Frivolity	2476	10-20-73	V. Lorenzen (Park N)	PX 239 dc S
Frivolous Frills (See Westwinds' Frivolous Frills)				
Frosted Blue	2550	5-31-74	V. Constantinov	BW-E 2 d L
Frosted Plum	2544	4-19-74	V. Constantinov	RW-E 2 d L
Frosted Rose (See Manelta's Frosted Rose)				
Frost Fire	1596	3-14-66	Granger Gardens	RW-E 2 s S
Fulfillment	2389	11-1-72	Tonkadale Greenhouse	L-P 2 dfc S
Fun City	1944	6-27-69	E. Janosick	WPC 3 df S

G

Gabby	2662	5-10-75	Mrs. C. S. Hawley	RW-E 259 s L
Gail	2695	5-28-75	Union County Ch. AVSA	D-P 19 d S
Gaily Glad	2477	10-20-73	V. Lorenzen (Park N)	D-P 239 dc S
Gaity	2643	4-11-75	V. Lorenzen & Parks N	M-P 239 d S
Gala	2390	11-1-72	Tonkadale Greenhouse	BW-E 2 df S
Garnet Elf	2339	10-7-72	Granger Gardens	D-R-OW 5 sf S
Gay Ben (See Lasswell's Gay Ben)				
Gayety	2391	11-1-72	Tonkadale Greenhouse	P 2 df S
Gay Note	1793	11-18-67	Edward Janosick	P 25 df S
Gay Politician	2353	10-10-72	E. Janosick	OX 5 df S
Gay Song	1945	6-27-69	E. Janosick	D-B 5 df S
Gay Delight	2103	10-12-70	E. Janosick	WO-E 2 d S
Gem Dandy (See Kramer's Gem Dandy)				
Gem Gem (See Lasswell's Gem Gem)				
Gene Garner	2508	1-21-74	Mrs. C. S. Hawley	OVX 239 d L
General Vanier	1766	11-11-67	Ernest Fisher	R-P 5 sf L
Geneva De Medici	2517	2-27-74	Clarissa M. Harris	D-BW-E 238 d S
Gennifer Star	2635	3-8-75	Tinari Greenhouses	R-OXG-E 159 sc S
Geraldine	2079	6-3-70	Harry Albro	WO-E 28 d S
Giant Amethyst (See Manelta's Giant Amethyst)				
Giant Step	2045	1-8-70	Tinari Greenhouses	D-P 2 s-d L
Girl Friday (See Lasswell's Girl Friday)				
Glacier Peak (See Lasswell's Glacier Peak)				
Gladys Parkins	1706	7-1-67	Stella Flynn	R 345 d S
Globus Pallidus	2073	4-20-70	Dr. F. B. Cohen	L-OX 2 d S
Godmother (See Bergen County Godmother)				
Go Getter	2392	11-1-72	Tonkadale Greenhouse	R-V 2 sc S
Gold Coast	1958	7-10-69	V. Constantinov	PG-E 5 d S
Golden Girl	1601	3-3-66	Madison Garden's	PY-E 358 s-d S
Golden State	2098	9-30-70	V. Constantinov	D-VG-E 5 df S
Good Night Irene	2359	10-31-72	V. Lorenzen (Park N)	V 28 d S
Gordon's Dream	1756	11-7-67	Gordon R. Coon	D-PX 368 df L
Gorgeous*		AVS-48	R. G. Baxter	RX 89 s S
Gorgeous (See Maas's Gorgeous)				
Gotcha	2205	9-13-71	Lyndon Lyon	R-P 38 dc S
Governor Knowles	2703	6-7-75	Lyndon Lyon	M-P 3 dc S
Grace Foote	2327	8-19-72	Lyndon Lyon	M-P 2 dc S
Gracious	2393	11-1-72	Tonkadale Greenhouse	P 2 df S
Graeme	2174	2-23-71	Mrs. J. B. Griffiths	R-PX 235 d&s-d S
Grand Entrance	2689	5-22-75	Rowell Yerman	P 29 dfc S
Grand Fluff	1670	2-23-67	Mrs. Elmer Kramer	M-P 39 dc L
GRANGER'S SERIES				
Granger's Artic Mist	2566	8-3-74	Granger Gardens	W 2 d S
Granger's Bandmaster	2567	8-3-74	Granger Gardens	D-RW-E 5 df S
Granger's Blue Belle	2705	6-27-75	Granger Gardens	M-B 23 df S
Granger's Blue Fashionaire	2568	8-3-74	Granger Gardens	M-B 29 d S
Granger's Blue Flair	2569	8-3-74	Granger Gardens	D-B 2 d S
Granger's Blue Regent	2570	8-3-74	Granger Gardens	D-BVW-E 23 df S
Granger's Blue Royal	2214	10-14-71	Granger Gardens	D-B 238 d S
Granger's Blue Tempest	2571	8-3-74	Granger Gardens	L-B 289 d S
Granger's Blue Velveteer	2215	10-14-71	Granger Gardens	D-BW-E 239 s-d L
Granger's Camelot	2220	10-14-71	Granger Gardens	L-O-P 239 dfc L
Granger's Carefree	2221	10-14-71	Granger Gardens	L-B-OW-E 23 d S
Granger's Carousel	2222	10-14-71	Granger Gardens	D-RX 2389 df L
Granger's Cimarron	2572	8-3-74	Granger Gardens	D-P-OW-E 3 d S
Granger's Eternal Snow	2573	8-3-74	Granger Gardens	W 2 d S
Granger's Fashionaire	2223	10-14-71	Granger Gardens	O-PX 23 df L
Granger's Festival	2224	10-14-71	Granger Gardens	WR-E 57 dfc S
Granger's Lilactime	2225	10-14-71	Granger Gardens	L-O 239 df L
Granger's Majestic	2226	10-14-71	Granger Gardens	R 239 df L

Granger's Mexicali Rose	2574	8-3-74	Granger Gardens	M-P 2 d M
Granger's Musetta	2575	8-3-74	Granger Gardens	WRG 2789 d S
Granger's Peppermint	2227	10-14-71	Granger Gardens	WR-E 357 df L
Granger's Peach Frost	2216	10-14-71	Granger Gardens	L-PY-E 239 d L
Granger's Pinks A Poppin	2576	8-3-74	Granger Gardens	D-P 24 d S-M
Granger's Pink Jubilee	2217	10-14-71	Granger Gardens	P 239 d S
Granger's Pink Swan	2577	8-3-74	Granger Gardens	L-P 29 d S
Granger's Red Flair	2218	10-14-71	Granger Gardens	R 28 d S
Granger's Rose Frost	2219	10-14-71	Granger Gardens	WR-E 357 df S
Granger's Serenada	2228	10-14-71	Granger Gardens	D-PVW-E 239 df L
Granger's Serenity	2578	8-3-74	Granger Gardens	WV-E 5 df S
Granger's Swiss Ballet	2579	8-3-74	Granger Gardens	WB-E 35 sf s
Granger's Venetian Lace	2580	8-3-74	Granger Gardens	WO-E 25 df S
GRANGER'S GARDEN SERIES				
Pied Piper	2021	11-14-69	Granger Gardens	BWC 239 d S
Gratitude	2394	11-1-72	Tonkadale Greenhouse	D-V 2 sc S
Gratulation	2395	11-1-72	Tonkadale Greenhouse	D-V 2 sc S
Great White Way	2203	9-7-71	Lyndon Lyon	W 3 dc S
Green Blush	2135	11-30-70	Kolb	LPGC 5 s-d S-M
Green Envy	2137	11-30-70	Kolb	WGC 5 d S
Green Frills	1995	10-1-69	E. Fisher	L-OGC 35 df S
Green Ice	2136	11-30-70	Kolb	WGE 5 d S
Green Tint	1887	11-19-68	Kolb's	WG-E 2 d S
Grotei Goes Modern (See Gold Rush Grotei Goes Modern)				
Gus	2071	2-17-70	Swift's Violets	D-R 23 d S
Gypsy (See Manelta's Gypsy)				
Gypsy Lullaby	2289	3-15-72	C&N Mallette	D-P 3589 dc L
Gypsy Moth	2559	6-28-74	Verne C. Fuhlrodt	WL-P 5 df S
Gypsy Pink	2321	7-27-72	Tinari Greenhouse	M-P 1 s-d S

H

Half & Half	2750	11-13-75	Champion's AV	D-BW-E 59 sf L
Hallmark	2396	11-1-72	Tonkadale Greenhouse	VW-E 2 sc S
Hand Picked	1952	7-5-69	Frathe's	PRC 47 d S
Hanka Chief	2106	10-31-70	Lyndon Lyon	V-BW-E 3 dc S
Hanky Panky	2328	8-19-72	Lyndon Lyon	M-PX 2 dc S
"Hapatica"	2093	9-24-70	Tinari Greenhouses	WOC 59 s S
Happy Daze	2030	11-20-69	J. S. Shaw	LPRC 39 df S
Happy Face	2644	4-11-75	V. Lorenzen & Parks N	M-P 239 s-d S
Happy Harold	2169	2-1-71	Rienhardt's AV	R 27 s S
Happy Helen	2265	12-1-71	V. Lorenzen (Park N)	WPC 239 sc S
Happy Time	1866	9-9-68	Lyndon Lyon	R-P 23 dc S
Harvest (See Pilgrim Harvest)				
Hazel Irene	1767	11-11-67	Ernest Fisher	D-P 23 d L
Heather Blue	2751	11-13-75	Champion's AV	M-BW-E 237 d L
Heatherton	2454	5-17-73	Mrs. E. Kramer	L-VG-E 359 s L
Helen Daly	2072	4-8-70	Dennie R. Fallon	M-P 89 d S
Helen Van Zele	1916	12-4-68	Tinari Greenhouses	WL-P 38 s-df S
Hello Dolly	1641	9-8-66	Lyndon Lyon	M-P 8 dc S
Henny Backus	1725	9-6-67	Lyndon Lyon	V 2 dc S
Hiedle Bergh	2243	11-8-71	Mrs. E. Kramer	LP 3 df L
High Above	1738	9-30-67	Champion's African Violets	LBX 278 d S
High Flyer	2397	11-1-72	Tonkadale Greenhouse	R-V 2 sfc S
Highland Fling	2632	3-4-75	Irene Fredette	P 23 s & s-df S
Highlight (See Swanee Highlight)				
High Praise	2297	4-12-72	V. Lorenzen (Park N)	M-B 2 d S
High Voltage	2107	10-31-70	Lyndon Lyon	RG-E 5 dc S
Hi-Lander	1795	11-21-67	Catherine M. Hawley	RX 3 s L
Hilda Schulz (See Bergen Hilda Schulz)				
Holly Peach	1726	9-6-67	Lyndon Lyon	MP 5 dfc S
Holly Rose	2701	5-31-75	Mrs. P. W. Kiesling	M-P 189 df S
Home Run	2478	10-20-73	V. Lorenzen (Park N)	RX 2389 dc S
Hondo	2309	5-26-72	H. Utz	D-BW-E 23 s-d L
Honey Bunch	1979	8-8-69	Kolb's	PX 5 d S
Hood Wink	1896	11-21-68	Dates Violetry	M-BW-E 29 sf S
Horizon	1591	2-3-66	Mrs. R. Watts	DRG-E 59 df S
Hospitality	2398	11-1-72	Tonkadale Greenhouse	V 2 sc S
Hot Drops	2148	12-7-70	Champion's African Violets	PG-E 57 df L
Hot Lips	2360	10-31-72	V. Lorenzen (Park N)	RW-E 28 d S
Husky	2663	5-10-75	Mrs. C. S. Hawley	D-B 39 s L

I

Icicle Trinket	2522	2-27-74	Champion African Violets	W 27 df S-M
Icy Peach	1642	9-8-66	Lyndon Lyon	L-PX 8 s-dc S
Imagination	2399	11-1-72	Tonkadale Greenhouse	WB-E 2 s&d S
Imogene	2633	3-4-75	Irene Fredette	PX 2 dc L
Imp	1840	5-3-68	Tinari's Greenhouse	R-PW-E 2 s S-M
Imperial Giant	2479	10-20-73	V. Lorenzen (Park N)	O-R 2369 s S
Inca Chief (See Swanee Inca Chief)				
Inky Pink	2108	10-31-70	Lyndon Lyon	PVC 38 dc S
Innocent (See Aurora's Innocent)				
Intensified Pride	1972	7-26-69	Dates Violetry	R-P 39 s S
Intensity	2400	11-1-72	Tonkadale Greenhouse	P 2 sfc S
Invitation	2401	11-1-72	Tonkadale Greenhouse	VW-E 2 s S
Irene	2274	2-18-72	E. J. Imhoff	M-V 358 d S
Irish Crochet (See Richter's Irish Crochet)				
Irish Rose	1801	12-1-67	Madison Gardens	D-PX 8 df S
Isabel Smith	2266	12-1-71	V. Lorenzen (Park N)	D-P 239 sc S
Ivory Buttons	2149	12-7-70	Champion's African Violets	W 27 d L
Ivory Venus	2551	5-31-74	V. Constantinov	L-P 2 dc L

J

Jack Pot	2310	5-26-72	H. Utz	RW-E 23 d S
Jamboree	2340	10-7-72	Granger Gardens	L-P-OX 23 d S
Jamie Lynn	1823	2-21-68	Mrs. J. B. Griffiths	P 35 df S
Jay Bee Gee	2001	10-24-69	J. B. Griffiths	DOVE 359 df L
Jayne Anne	2002	10-24-69	J. B. Griffiths	M-PR-E 359 df S
Jean	2764	11-28-75	Hilton Dalia Farm	P 23 s-d S
Jeanmarie	2731	9-22-75	Tinari Greenhouses	D-P 39 df S
Jean Victoria	1757	11-7-67	Gordon R. Coon	BW-E 359 df S
Jeeper Creepers	1946	6-27-69	E. Janosick	R-PWC 2 d S
Janelle	2311	5-26-72	H. Utz	OV-E 23 s-d S
Jennifer	2006	10-25-69	Tinari's Greenhouse	LODEGE 19 s S
Jet Star	1693	5-27-67	Tinari Greenhouse	P-OW-E 3 sc S
Jewelite (See Kramer's Jewelite)				
Jiminy Crickets	2179	3-25-71	H. R. Albro	D-BW-E 239 d L
Jimmy Watson	2041	1-5-70	Mrs. H. Kienzle	D-PVX 2 s S
Joanne My Lady	1676	3-10-67	Mrs. H. R. Stine	DPGE 5 df S
Joan Van Zele	1809	1-19-68	Lyndon Lyon	D-PX 3 d S
Johnnie	2258	11-24-71	Peggy Kreska	RWE 3 s S
Johns Blue	1826	2-27-68	J. H. Rymer	B 3 d S
Jo-Jo	2435	2-27-73	Mrs. J. B. Griffiths	L-P 35 dfc S
Jolly Giant Sport	1727	9-6-67	Lyndon Lyon	L-B 3 dc S
Jolly Roger	2552	5-31-74	V. Constantinov	O 2 d L
Joy (See American Joy)				
Joyful Sails	1771	11-13-67	Mrs. Elmer Kramer	DBW-E 23 d L
Juan Tu	1936	6-19-69	E. Fisher	PG-E 23 sc L
Julia (See Swanee Julia)				
Juliana	2341	10-7-72	Granger Gardens	R 5 df S
Jungle Beauty	2333	9-23-72	Swifts' Violetry	M-PX 23 d S
Jungle Fire	1834	4-7-68	Tinari Greenhouse	WRC 5 s S
Junne's Choice	2122	11-12-70	E. Swanson	WO-E 23 s-d S
Just Beautiful	2441	4-2-73	Champion AV	L-OW-E 37 d L
Just So	2528	3-27-74	Merrill Steele	PX 39 sc S

K

Kaneland Beauty	1973	7-26-69	Dates Violetry	BWC 5 sc S
Kansas City Chief	1933	5-20-69	D. M. Palmer	L-RWE 359 sfc L
Kansas City Royal	1934	6-3-69	E. M. Barber	RXGE 359 s-dc L
Kathleen	1612	5-13-66	Volkmann Brothers	W 8 d S
Katy Did	2322	7-31-72	Mrs. C. S. Hawley	OV 29 s L
Kay Russell	2150	12-7-70	Champion's African Violets	P 27 dc L
Kay's Pink Mist	2085	8-31-70	Mrs. P. W. Kiesling	L-P 238 d S
Kay's Rose Marie	2086	8-31-70	Mrs. P. W. Kiesling	R-P 238 d L
Kentucky Melody	1748	10-25-67	Rose Knoll Gardens	D-BP 2 df S
Killington	1831	4-1-68	Rose Thomas	P 5 dfc S
King Pin	1703	6-27-67	Mrs. E. Kramer	VW-E 3 dc L
King's Jewel	1802	12-1-67	Madison Gardens	DRY-E 356 s-d S
Kismet	1880	11-11-68	Mrs. E. Kramer	R-P 359 s S
KRAMER'S SERIES				
Chatoyant	2244	11-8-71	Mrs. E. Kramer	WRC 35 df L
Clear Horizon	2200	8-26-71	Mrs. E. Kramer	M-BX 23 d L
Easterling	2199	8-26-71	Mrs. E. Kramer	L-PG-E 35 dfc S-M
Eclipse	2061	1-15-70	Mrs. E. Kramer	D-BWE 3 df L

Fanetti	2245	11-8-71	Mrs. E. Kramer	D-PX 3 d L
Forever Yours	2062	1-15-70	Mrs. E. Kramer	M-BWE 35 df L
Gem Dandy	2063	1-15-70	Mrs. E. Kramer	M-BX 3 d L
Jewelite	2201	8-26-71	Mrs. E. Kramer	L-PX 23 d L
Liberty Bell	2064	1-15-70	Mrs. E. Kramer	M-BWE 3 d S
Love-In-Blue	2202	8-26-71	Mrs. E. Kramer	M-BW-E 38 dfc L
Natural Blush	2065	1-15-70	Mrs. E. Kramer	WPC 3 d S
Peek-A-Blue	2066	1-15-70	Mrs. E. Kramer	L-BWE 39 dfc L
Petti Point	2067	1-15-70	Mrs. E. Kramer	WPGE 3 df S
Sculptured Charm	2068	1-15-70	Mrs. E. Kramer	R-P 3 d S
Krimpy	2455	5-17-73	Mrs. E. Kramer	WL-B-E 59 s-dfc S
Krisie	1803	1-21-67	Madison Gardens	W 38 d S
KUHL'S SERIES				
Ardesia	1732	9-20-67	Mrs. W. F. Kuhl, Jr.	M-OX 5 d S
Blue Roses	1635	8-15-66	Mrs. W. F. Kuhl, Jr.	D-B 29 d S
Megalito	1733	9-20-67	Mrs. W. F. Kuhl, Jr.	MB 2 d S
My Man	1636	8-15-66	Mrs. W. F. Kuhl, Jr.	D-VWE 35 d S
Nefertiti	1637	8-15-66	Mrs. W. F. Kuhl, Jr.	D-BX 29 d S
Parnassus	1734	9-20-67	Mrs. W. F. Kuhl, Jr.	D-B-VX 9 d S-M
Pink Treasure	1632	8-15-66	Mrs. W. F. Kuhl, Jr.	L-PWC 5 d S-M
Roundelay	1634	8-15-66	Mrs. W. F. Kuhl, Jr.	M-B 4 d S-M
Tralee Rose	1633	8-15-66	Mrs. W. F. Kuhl, Jr.	L-P 35 d S-M
Wanderlust	1735	9-20-67	Mrs. W. F. Kuhl, Jr.	DV 29 d S

L

Lady Suzette (See Suzy's Lady Suzette)				
Lakeland	2119	11-27-70	Richter Greenhouse	WBC 8 s-d S
Lamplighter (See Pilgrim Lamplighter)				
Laredo Lad	2180	3-25-71	H. R. Albro	OX 238 s-d S-M
La Ronde	2771	11-28-75	Anne Jantzen	V 237 s S
Lasswell's Gay Ben	2229	10-26-71	Mrs. J. C. Lasswell	D-BX 23 d S
Lasswell's Gem Gem	2089	9-14-70	Mrs. J. C. Lasswell	L-PGE 49 df S
Lasswell's Girl Friday	2090	9-14-70	Mrs. J. C. Lasswell	OX 4 d S
Lasswell's Glacier Peak	2230	10-26-71	Mrs. J. C. Lasswell	W 24 d S
Lasswell's Sweetheart Sue	2231	10-26-71	Mrs. J. C. Lasswell	WV-E 5 df S
Last Snow	1694	5-27-67	Tinari Greenhouse	W 9 s S-M
La Vena	1758	11-7-67	Gordon R. Coon	L-P 45 df S
Lavender Delight	2342	10-7-72	Granger Gardens	L-OX 23 dc S
Lavender Dream	2611	11-26-74	V. Constantinov	O 2 dc S
Lavender Fluff	2450	4-7-73	Tinari GH	L-OV-E 8 df L
Lavender Fringe	1888	11-19-68	Kolb's Greenhouse	WO-E 5 df L
Lavender Gem	2019	11-14-69	Granger Greenhouse	R-OWE 239 d S
Lavender Loveliness	1810	2-1-68	Feddersen's A.V.	O 23 d S
Lavender Sparkle (See Westdale Lavender Sparkle)				
Lavender Spice	2708	6-27-75	Granger Gardens	L-OR-E 39 d S
Lavender Tempest	2709	6-27-75	Granger Gardens	O-PW-E 239 df S
Lavender Tropical Dawn	1770	11-13-67	Mrs. Elmer Kramer	OWC 57 df L
Lavish Lady	1881	11-11-68	Mrs. E. Kramer	D-P 15 d L
Leah's Jewels	1718	8-17-67	Mrs. L. H. Krause	OX 56 s-d S
Leanne	2124	11-27-70	Ernest Fisher	R-P 23 s-dfc S
Le Baron	1620	7-26-66	Mrs. J. B. Griffiths	WOC 39 d S-M
Le Chateau	1660	11-30-66	Bob Kramer	M-PX 3 dc L
LeHigh Valley	2426	2-12-73	G. Suter	PD-P-E 35 df S
Leila	2460	9-27-73	L. M. Egenites	WGVC 359 d S
Leola	2058	1-14-70	Mrs. J. J. Kreska	D-O-PW-E 39 sc S
Leone	2645	4-11-75	V. Lorenzen & Parks N	WR-E 359 dc S
Liberty	2402	11-1-72	Tonkadale Greenhouse	L-O 2 s&s-d S
Liberty Bell (See Kramer's Liberty Bell)				
Like Wow	2329	8-19-72	Lyndon Lyon	V 2 s-dc S
Lila Baxter (See Bergen Lila Baxter)				
Lilac Bouquet	1959	7-10-69	V. Constantinov	O 2 d S
Lilac Lane (See Vern's Lilac Lane)				
Lilactime (See Granger's Lilactime)				
Lilac Wonder	2046	1-8-70	Tinari Greenhouses	OX 245 d S
Lili Belle	2007	10-25-69	Tinari Greenhouses	P-RW 53 s-df S
Lilian Dates	1671	2-23-67	Mrs. Elmer Kramer	M-PW-E 39 dc L
Lime Crisp	2280	3-2-72	Champion's African Violets	W 37 dc L
Linda Blue	1937	6-19-69	E. Fisher	B-VW-E 23 s-dc L
Linda Sue	2732	9-27-75	Mrs. Lydia Cramer	OXG-E 29 d S
Little Busy Bee	1667	12-15-66	Bob Kramer	O 2 d S-M
Little Lisa	2187	5-19-71	Mrs. C. H. Heard	L-PW-E 29 sc S-M
Little Marvel	1858	5-31-68	Champion's African Violets	L-B 237 d S
Little Miss Texas	1862	8-24-68	Mrs. C. Osborn	W 39 d S-M
Little Mountain	2509	1-21-74	Mrs. C. S. Hawley	OV-E 5 d L
Little Ruddy	1624	8-13-66	Victor Constantinov	DP 2 sc M

Lizeta	2526	3-21-74	Mrs. T. Kostulias	PX 2 s-df S
Lola	1804	12-1-67	Madison Gardens	OV-E 8 d S-M
"Los Angeles"	1964	7-15-69	Mrs. C. M. Harris	P 59 d S
Lorelac	2646	4-11-75	V. Lorenzen & Parks N	OPC 259 d S
Louise Black	2003	10-24-69	J. B. Griffiths	L-PY-E 23 s-df L
Louise Noble	1941	6-27-69	Mrs. X. R. Randall	D-P 57 d L
Love Charm	2501	10-31-73	I. Fredette	PRC s-d S
Love-In-Blue (See Kramer's Love-In-Blue)				
Love Letter	2502	10-31-73	I. Fredette	O-BW-E 23 dc S
Loveliness	2403	11-1-72	Tonkadale Greenhouse	D-P 2 d S
Lovely Lady (See Vern's Lovely Lady)				
Lovely One	2354	10-17-72	Swifts' African Violets	PX 35 df S
Lucky Lilac	2752	11-13-75	Champion's AV	OX 237 dfc L
Lucky Plum	2047	1-8-70	Tinari Greenhouses	R-O 2 d S
Lullaby	1783	11-15-67	Granger Gardens	L-BX 23 d S
Lustrous	2404	11-1-72	Tonkadale Greenhouse	R-V 2 sc S
Luxuriant	2405	11-1-72	Tonkadale Greenhouse	L-P sc S
Lydia	2710	6-27-75	Granger Gardens	L-O 29 d S
Lyndy Lou	2170	2-1-71	Rienhardt's AV	B-V 27 s S
Lynn R. Thide	1736	9-23-67	Mrs. Elmer Kramer	B-VW-E 3 dc L

M

Maas's Gorgeous	2696	5-28-75	Union County Ch. AVSA	WRC 2 d S
Maas's Red Buttons	2697	5-28-75	Union County Ch. AVSA	D-R 2 s-dc S
Madame	2406	11-1-72	Tonkadale Greenhouse	L-O 2 d S
Madame Dommonge	2704	6-19-75	Mrs. P. Dommonge	D-VX 39 s&d L
Madam Woo	2548	5-27-74	Mrs. I. W. Reitz	R-P 3 dc S
Madelaine	2120	11-27-70	Richter's Greenhouse	R-P 5 d S
Magenta Plum	2585	8-26-74	House of Violets	R 3 d S
Magnifica	1643	9-8-66	Lyndon Lyon	DPW-E 39 dc S
Majestic (See Granger's Majestic)				
Malena	2312	5-26-72	H. Utz	OX 239 s-d L
Manelta's Cherry Cordial	2235	10-30-71	Coral G. Anderson	R 3 dc L
Manelta's Fanfare	2236	10-30-71	Carol G. Anderson	PX 2 d L
Manelta's Frosted Rose	2237	10-30-71	Carol G. Anderson	D-PW-E 3 d L
Manelta's Giant Amethyst	2238	10-30-71	Carol G. Anderson	OX 2 dc L
Manelta's Gypsy	2422	1-22-73	D. A. Dichter	D-P 23 d L
Manelta's Star Dream	2239	10-30-71	Carol G. Anderson	P-R-E 3 dc L
Manelta's Tinted Clouds	2240	10-30-71	Carol G. Anderson	WR-E 5 df L
Many Loves	1728	9-6-67	Lyndon Lyon	M-RW-E 2 dc S
Maple-Durham	2745	11-6-75	Lyn D. Robinson	OP-R-E 19 s S
Maple Sugar	1654	11-14-66	Mrs. H. E. Rieck	PX 23 d S
Margaret Jean	1759	11-7-67	Gordon R. Coon	D-B or BWC 35 d S
Margaret Rose	2672	5-20-75	Union County Ch. AVSA	P 2 dc S
Margaret's Jewel	2154	1-8-71	Rose Knoll Gardens	R 23 d L
Marge	2673	5-20-75	Union County Ch. AVSA	D-P 2 df S
Margie Jean	1938	6-19-69	E. Fisher	R-VX 23 sc S
Margo	2125	11-27-70	E. Fisher	O-P 23 df L
Marian Magee	2260	11-24-71	Peggy Kreska	PX 3 df S
Marie Slawik	2267	12-1-71	V. Lorenzen (Park N)	D-BX 23 s-d S
Mark Hopkins	1625	8-13-66	V. Constantinov	D-PX 35 sf S
Marry Bell	1909	11-27-68	M. Lanigan	WL-BC 9 df S
Mary C	2674	5-20-75	Union County Ch. AVSA	M-P 38 s-dc S
Mary Christine	2418	11-30-72	V. Lorenzen (Park N)	RWE 2 sdc L
Mary D	2675	5-20-75	Union County Ch. AVSA	D-R 39 dc S
Mary Odell	1997	10-1-69	Mrs. M. Blenkarn	D-PX 239 d S
Mary Ubsdell	2004	10-24-69	J. B. Griffiths	MPWE 359 s-d S
Mascara	2480	10-20-73	V. Lorenzen (Park N)	D-B 239 s-dc S
Match Maker	2031	11-26-69	C&N Mallette	PX 359 s-dfc S
Maude Mae	1942	6-27-69	Mrs. X. R. Randall	VOC 357 d L
Mayfair (See American Mayfair)				
May Morn	2586	8-26-74	House of Violets	PX 34 sc L
Medallion	2647	4-11-75	V. Lorenzen & Park N	M-PX 29 d S
Megalito (See Kuhls' Megalito)				
Megan	1943	6-27-69	Mrs. X. R. Randall	PXW-E 57 d S
Melinda Pearl	1824	2-21-68	Mrs. J. B. Griffiths	D-V-B 359 d S
Mello White	1980	8-8-69	Kolb's Greenhouses	WP-E 2 df S
Memorial Blue	2437	3-21-73	North Shore AVS	L-BX 359 d S
Memorial Pink	2438	3-21-73	North Shore AVS	D-PX 35 s S
Mentor Boy*		AVS - 48	Merkle & Sons	V 38 s S
Merry Ann	1683	4-10-67	W. Albright	ORC 38 s-d S
Merry Christmas	2462	7-28-73	Mrs. E. Kramer	D-PX 268 d S
Merry Pink	2206	9-13-71	Lyndon Lyon	M-P 35 dfc S
Mexicali Rose (See Granger's Mexicali Rose)				
Midget Midnight	2281	3-2-72	Champion's African Violets	D-B 27 s M

Midget Bon Bon	2282	3-2-72	Champion's African Violets	PX 27 s M
Midget Flame	2523	2-27-74	Champion's African Violets	L-R 27 d M
Midget Mischief	2753	11-13-75	Champion's AV	M-PX 27 sc M
Midget Valentine	2524	2-27-74	Champion's African Violets	L-R 27 s M
Midnight Echo	1910	11-27-68	M. Lanigan	D-B-VW-E 8 d L
Midnight Frost	1611	5-21-66	Capital Dist. AVS	VX 37 s L
Midnight Magic	1868	9-27-68	Charles Dederer	D-B 35 d S
Midnight Serenade	1846	5-10-68	V. Constantinov	D-V 5 df L
Midnight Star	1772	11-13-67	Mrs. Elmer Kramer	MVX 23 sc L
Midnight Sun	2268	12-1-71	V. Lorenzen (Park N)	BX 239 s-d S
Mike	2514	2-12-74	Mrs. J. C. Harris	M-BW-E 29 s-d S
Mimi's Blushing Pink	2563	7-19-74	African Violets Inc.	P 23 df S
Mimi's Mister Jack	2564	7-19-74	African Violets Inc.	D-B 5 d S
Mimi's Perfect Delight	2565	7-19-74	African Violets Inc.	OX 2 df S
Ming Ling	1805	12-1-67	Madison Gardens	R 35 d S-M
Mingo	1729	9-6-67	Lyndon Lyon	L-R 2 dc M
Mini-Ha-Ha	2253	11-24-71	Annalee Violetry	OX 29 d M
Mini Mam	2540	4-8-74	Mrs. Elmer Kramer	WR-P 39 df S-M
Mini-Mignon	2254	11-24-71	Annalee Violetry	OV-E 23 dc M
Mini-Mum	2255	11-24-71	Annalee Violetry	R-P 23 dc M
Ming Treasure	2207	9-13-71	Lyndon Lyon	RB-E 8 dc S
Miriam Steel	2276	2-24-72	Granger Gardens	W 2 dfc S
Miss Arkansas	2175	3-19-71	Ozark AVS	PX 35 df L
Miss Buffy	2664	5-10-75	Mrs. C. S. Hawley	W 3 d S
Miss Pixie	2298	4-12-72	V. Lorenzen (Park N)	PX 28 s S
Miss Texas	2334	9-23-72	Swifts' Violets	PX 23 d S
Miss Walla Walla	1715	7-11-67	Mrs. M. Rimpler	MBW-E 35 d L
Mister Cordelia	2597	9-16-74	Lyndon Lyon	M-PX 378 dc S
Mister Dates	1672	2-23-67	Mrs. Elmer Kramer	D-BW-E 39 dc L
Mister Gus	1905	11-27-68	Mrs. H. G. Cook	R-V 37 s-d L
Mister Jack (See Mimi's Mister Jack)				
Mister R	2121	11-27-70	Richter Greenhouse	R-V 38 d S
Mister Sandman	1847	5-10-68	V. Constantinov	P-RXW-E 5 dc S
Misty	2676	5-20-75	Union County Ch. AVSA	M-B 3 d S
Misty Barbour	2436	2-27-73	Mrs. J. B. Griffiths	M-BX 35 d&s-df S
Misty Isle	1848	5-10-68	V. Constantinov	M-B 2 sc S
Mixed Bouquet	1760	11-7-67	Gordon R. Coon	O or OWC 35 d S
Modern Jewel	2155	1-8-71	Rose Knoll Gardens	P-OXW-E 23 d L
Molly Brown	1613	5-25-66	Mrs. P. W. Kiesling	M-PX 348 d L
Monique	2037	11-29-69	V. Constantinov	OX 23 s S
Moon Magic	2048	1-8-70	Tinari Greenhouses	D-VWE 29 s S
Moon Walk	2049	1-8-70	Tinari Greenhouses	R-PWE 39 d S
More Fury	2142	11-30-70	Kolb Greenhouse	R-PX 5 s-d S
Morning Dew	2516	2-15-74	J. H. Smith	L-PW-E 37 s S
Morning Sky	1656	11-19-66	Champion's African Violets	L-BX 27 d L
Mosaica	1695	5-27-67	Tinari Greenhouse	WRC 59 sf S
Mount Smokie	2076	4-30-70	Mrs. I. Haseltine	M-BWE 3 d S
Mr. Lucky (See Suzy's Mr. Lucky)				
Mrs. Boles*		AVS - 48	Mrs. Frank Parker	MBV 358 s S
Mrs. Gregg	2361	10-31-72	V. Lorenzen (Park N)	O 29 dc S
Musetta (See Granger's Musette)				
Musical	2335	9-23-72	Swifts' Violets	W 259 d S
My Blue Heaven	2171	2-10-71	Mrs. L. E. Trokovich	M-BG-E 359 df L
My Cup O'Tea	2587	8-26-74	House of Violets	R 2 sc S
My Darling	2415	11-25-72	Mrs. C. F. Boggan	P 38 d L
My Lollipop	2144	11-30-70	Kolb Greenhouses	R-PX 2 s-d S
My Man (See Kuhls' My Man)				
Myrtle*		AVS - 48	R. G. Baxter	LBV 8 dc S-M
Mystic	2638	3-25-75	Mrs. A. Stramandole	L-OX 37 d S
Mystic Pink	2143	11-20-70	Kolb	PD-PE 2 s-d S
My Sweetie Pie	2588	8-26-74	House of Violets	P 2 d S
N				
Nancy Ann	1974	6-26-69	Dates Violetry	L-B 2 s M
Nancy Reagan	2167	2-1-71	Rienhardt's AV	D-RX 27 d S
Nancy Steele	2513	1-25-74	Merrill Steele	BW-E 2389 sf S
Natchez Frank	2259	11-24-71	Peggy Kreska	BVC 5 s S
Natural Blush (See Kramer's Natural Blush)				
Naughty N' Nice	2208	9-13-71	Lyndon Lyon	R 3 dc S-M
Nefertite (See Kuhls' Nefertite)				
Neptune*		AVS - 48	Armacost & Royston	MBV 38 s L
Neptune's-Mermaid	1707	7-1-67	Stella Flynn	D-B 289 df S
Nettie Borin	2042	1-5-70	Mrs. H. Kienzle	L-BVX 2 sf S
New Snow	1955	7-9-69	Richter's Greenhouse	WG-E 28 d S
Night Magic	2754	11-13-75	Champion's AV	M-BW-E 57 dfc L
Night Owl	2481	10-20-73	V. Lorenzen (Park N)	D-B 239 dc S

Nina Noll	1593	2-16-66	Mrs. G. B. Hudson	W 9 d S
Nobility	1784	11-15-67	Granger Gardens	W 23 d S
Nomination	2407	11-1-72	Tonkadale Greenhouse	V 2 s S
Nona Weber	1750	10-25-67	Rose Knoll Gardens	R-OV-E 239 s-dc S
Norcal	2612	11-26-74	V. Constantinov	P 2 d S
Norseman*	413	AVS - 48	Armocost & Royston	M-B 8 s S
Number 32*		AVS - 49	Armocost & Royston	M-BV 3 s S
Nymph Fly	1897	11-21-68	Dates Violetry	B 287 sf M

O

October Sunset	2038	11-29-69	V. Constantinov	P-R 35 s S
Oh Joy	2323	7-31-72	Mrs. C. S. Hawley	D-B 29 d S
Oh My	1991	9-13-69	Mrs. C. S. Hawley	D-B 29 d S
Old Gold	1626	8-13-66	V. Constantinov	RGC 35 sf L
Olivia's Darling	1838	4-29-68	Olivia DoPaco	D-B 35 dc S-M
Oneida	1739	9-30-67	Champion's African Violets	D-B 237 d L
On The Beam	1751	10-25-67	Rose Knoll Gardens	PRC 29 df S
Onward	2408	11-1-72	Tonkadale Greenhouse	P 2 d S
Opal's Joy	2547	5-24-74	Mrs. J. E. Rodriguez	OX 2 s L
Open Face	2529	3-27-74	Merrill Steele	D-P 28 s-dc S
Opera Star	2530	3-27-74	Merrill Steele	P 38 s-d S
Orchid Beauty*		AVS - 48	Mrs. W. H. Odom	OR 8 s S
Orchid Dream (See Westwinds' Orchid Dream)				
Orchid Girl*		AVS - 48		O 45 s S
Orchid Harmony	1584	12-20-65	Mrs. W. H. Odom	O 9 s S
Orchid Luster	2050	1-8-70	Mrs. O. G. Pierson	OXD-E 3 d S
Orion	2069	2-7-70	Tinari Greenhouses	W 2 d S
Our Nancy	2005	10-24-69	Tonkadale Greenhouse	WLBC 29 d S
Outer Space	1889	11-19-68	J. B. Griffiths	OV-E 2 sc S
			Kolb's Greenhouse	

P

Pacemaker (See Rose Knoll Pacemaker)				
Pacific Giant	2553	5-31-74	V. Constantinov	L-P 2 dc L
Paige	2700	5-29-75	Mrs. J. C. Harris	R-PX 2 s-df S
Painted Face	1587	1-27-66	Tinari Greenhouses	R-PWC 15 sf S
Pan Am	1849	5-10-68	V. Constantinov	RP-E 5 s-dc S
Pansy Beauty (See Crystal Pansy Beauty)				
Parasol	1616	5-31-66	Ernest Fisher	OVC 2 s-dc S
Paris Pink	1960	7-10-69	V. Constantinov	D-P 5 df S
Park Avenue	2283	3-2-72	Champion's African Violets	V 37 d L
Parker's Lilac Time	1901	11-22-68	Dorothy R. Parker	OXW-E 39 s-d L
Parnassus (See Kuhls' Parnassus)				
Pastel N' Green	2512	1-25-74	C & N Mallette	WOG-E 589 df S
Pastel N' Lavender	2290	3-15-72	C & N Mallette	WOCG-E 3589 s-df S
Patrician	2020	11-14-69	Granger Greenhouses	DVWE 239 d S
Patti	1919	1-6-69	Tinari Greenhouse	M-P 3 s-df S
Paul Philip	2126	11-27-70	E. Fisher	BV 23 dfc S
Pay Day	2545	5-16-74	D. R. Lash	OW 48 s & s-d S
Peace (See Vern's Peace)				
Peace Pink	2160	1-11-71	Tinari Greenhouses	L-PX 9 s-d S
Peach Frost (See Granger's Peach Frost)				
Peach Glo	2711	6-27-75	Granger Gardens	M-PY-R-E 2 d S
Peach Tips	1961	7-10-69	V Constantinov	PX 2 d S
Peachy Pink	2482	10-20-73	V. Lorenzen (Park N)	L-P or W 239 dc S
Pearl Moon	1928	4-4-69	Mrs. I. Haseltine	W 3 sc S
Pearly Pink	2623	11-30-74	Tinari Greenhouse	L-PX s-d S
Pearly Shells (See Richter's Pearly Shells)				
Peek-A-Blue (See Kramer's Peek-A-Blue)				
Peggy	2059	1-14-70	Mrs. J. J. Kreska	L-PVC 2 sc S
Peggy Lynn	2213	9-17-71	Miss L. Huckenpahler	M-PX 29 d S
Peppermint (See Granger's Peppermint)				
Perfect Delight (See Mimi's Perfect Delight)				
Persia Drewry	1704	6-27-67	Mrs. E. Kramer	L-PX 5 dc L
Persian Melon	2246	11-7-71	Mrs. E. Kramer	L-PW-E 35 or 357 df L
Persian Rose	1875	10-24-68	E. Fisher	D-P 23 d L
Pert'n Pretty	1597	3-14-66	Granger Gardens	PW-E 29 dc S
Persphone	1912	11-29-68	Hi Hill	P 2 d S
Pet	1931	4-23-69	Grace Moore	VX 35 s S-M
Petti Point (See Kramer's Petti Point)				
Phles	2336	9-23-72	Swifts' Violets	L-P 235 d S
Philly	1956	7-9-69	Richter's Greenhouse	D-P 38 d S-M
Pickaninny	1592	2-3-66	R. & M. Watts	DBVGC 35 df S
Picture Hat	1617	7-18-66	Champion's African Violets	PX 237 dfc S
Pied Piper (See Granger Garden's Pied Piper)				
PILGRIM SERIES				
Fire	1678	3-18-67	Nelson Farm Violets	R 23 df S

Harvest	1679	3-18-67	Nelson Farm Violets	OVC 23 df S
Lampighter	1680	3-18-67	Nelson Farm Violets	P-R 23 df S
Ripple	1621	8-1-66	Nelson Farm Violets	DBWE 359 d S
Tapestry	1681	3-18-67	Nelson Farm Violets	V 237 d S
Villager	1682	3-18-67	Nelson Farm Violets	P 23 df S
Pink Beauty*		AVS - 48	Holton & Hunkel	P 89 s S
Pink Blueberry	2608	11-25-74	M. J. Kartuz	M-P 25 s & s-d S
Pink Cap	2483	10-20-73	V. Lorenzen (Park N)	M-P 239 dc S
Pink Carpet	1696	5-27-67	Tinari Greenhouse	M-P 3 sc S
Pink Charm	1785	11-15-67	Granger Gardens	L-P 23 df S
Pink Chateaugay	1752	10-25-67	Rose Knoll Gardens	PW-E 29 d S
Pink Chickadee	2503	10-31-73	I. Fredette	P 2 s S
Pink China	2051	1-8-71	Tinari Greenhouses	P 2 d S-M
Pink Cloud (See Vern's Pink Cloud)				
Pink Dawn (See Vern's Pink Dawn)				
Pink Diamond	1835	4-7-68	Tinari Greenhouse	PW-E 2 sc S
Pink Dubloom	1786	11-15-67	Granger Gardens	DPWE 239 s-d S
Pink Electra	2712	6-27-75	Granger Gardens	L-P 29 d S
Pink Fonda	2313	5-26-72	H. Utz	L-PW-E 23 d S
Pink Fulfillment	1705	6-27-67	Mrs. E. Kramer	MPX 5 df L
Pink Galaxy	2251	11-22-71	Mrs. J. S. Savage	M-P 39 dfc S
Pink Girl*		AVS - 48	R. G. Baxter	P 48 s S
Pink Granada	2713	6-27-75	Granger Gardens	L-P 29 df S
Pinkinnette	1884	11-18-68	E. Janosick	P 5 sf S
Pink Intensity	2484	10-30-73	V. Lorenzen (Park N)	D-P 356 dfc S
Pink Jester	1598	3-14-66	Granger Gardens	P 239 d S
Pink Jewel	2362	10-31-72	V. Lorenzen (Park N)	D-PX 238 dc L
Pink Jubilee (See Granger's Pink Jubilee)				
Pink Leawala	1697	5-27-67	Tinari Greenhouse	PG-E 5 df S
Pink Love	1890	11-19-68	Kolb's Greenhouse	PXG-E 2 df S
Pink Lucile (See Crystal Pink Lucile)				
Pink Meringue	2459	5-30-73	Grace E. Bradley	PX 29 df S
Pink Mist (See Kay's Pink Mist)				
Pink Panther	2109	10-31-70	Lyndon Lyon	D-P 8 dc S
Pink Philly	1920	1-6-69	Tinari's Greenhouse	D-P 29 s S
Pink Pillow	2755	11-13-75	Champion's AV	PX 357 dfc L
Pink Pipedream	1825	2-21-68	Mrs. J. B. Griffiths	D-P-RX 259 df S
Pink Porcelain	2190	5-15-71	Mrs. R. A. Reed	M-P 3 d S
Pink Premier	2343	10-31-72	Granger Gardens	P 5 df S
Pink Proliffity	1975	7-26-69	Dates Violetry	L-PX 23 d S
Pink Promenade	2363	10-31-72	V. Lorenzen (Park N)	M-PX 29 dc S
Pink Purri	1640	8-31-66	Helen Van Zele	WRC 56 df S
Pink Rouge	2648	4-11-75	V. Lorenzen & Parks N	D-P 239 d S
Pinks A Poppin (See Granger's Pinks A Poppin)				
Pink Shimmer	1644	9-8-66	Lyndon Lyon	D-PG-E 58 dfc S
Pink Spread	2241	11-3-71	Edith Floyd	P 59 d S
Pink Sundae	1947	6-27-69	E. Janosick	P 2 d S
Pink Swan (See Granger's Pink Swan)				
Pink Treasure (See Kuhls' Pink Treasure)				
Pink Trinket	2284	3-2-72	Champion's African Violets	PX 37 d S-M
Pink Valentine	1818	2-16-68	Volkman Bros.	M-P 29 d L
Pink Velvet	2344	10-7-72	Granger Gardens	D-P 239 dc S
Pink Viceroy	2714	6-27-75	Granger Gardens	D-P 29 d S
Pink Wing	1787	11-15-67	Granger Gardens	D-P 239 s S
Pin Wheel	2554	5-31-74	V. Constantinov	D-R 2 dc L
Pipe Dream	2485	10-20-73	V. Lorenzen (Park N)	D-P 259 df S
Pixie Blue	2598	9-16-74	Lyndon Lyon	V-BX 28 s S
Pixie Pink	2599	9-16-74	Lyndon Lyon	L-PX 28 s M
Pizzaz	1645	9-8-66	Lyndon Lyon	L-R 8 dc S
Plain & Fancy	2756	11-13-75	Champion's AV	P 237 dfc L
Plum Perfect	2677	5-20-75	Union County Ch. AVSA	R-V 3 s-dc S
Plum Purty	2181	3-25-71	H. R. Albro	PW-E 238 df S-M
Plum Purty (See Vern's Plum Purty)				
Polly	2145	11-30-70	B. B. Piver	OX 2 s-d S
Pompom Delight	2052	1-8-70	Tinari Greenhouses	D-R 8 d S
Foodle Top	2053	1-8-70	Tinari Greenhouses	O-P 239 df S
Pop Art	2029	11-20-69	J. S. Shaw	OVC 8 d S
Posy Pink	1740	9-30-67	Champion's African Violets	L-P 237 d S
Powder Puff	2649	4-11-75	V. Lorenzen & Parks N.	W 28 d S
Precious Garnet	2557	6-26-74	Mrs. C. Dautel	D-RX 239 s S
Prestige	2456	5-17-73	Mrs. E. Kramer	WBC 35 dc L
Presto Pink	2192	5-24-71	Mrs. C. S. Hawley	P 3 d L
Pretty Imp	1948	6-27-69	E. Janosick	P 2 d S
Pretty Pink	2589	8-26-74	House of Violets	O-P 3 sc S
Pretty Proud (See Richter's Pretty Proud)				
Prevue	1599	3-14-66	Granger Gardens	D-PX 5 df L
Pride of Wisconsin	2541	4-8-74	Mrs. Elmer Kramer	WB-E 5 df S

Prima Donna	2650	4-11-75	V. Lorenzen & Parks N	M-P 239 d S
Promo	2043	1-5-70	Mrs. H. Kienzle	L-OXWE 5 df S
Prince Albert	2651	4-11-75	V. Lorenzen & Parks N	WB-E 238 s-dc S
Puddin'	2590	8-26-74	House of Violets	R 9 d S
Punch	1966	7-18-69	Della Bledsoe	OX 59 s-S-M
Punchinello	1662	11-30-66	Ernest Fisher	L-OX 23 dc L
Pure Innocence	1788	11-15-67	Granger Gardens	W 35 df S
Purple Cluster	1761	11-7-67	Gordon R. Coon	OVC 35 d S
Purple Dust	2427	2-12-73	G. Suter	D-OX 23 df S
Purple Gold	2345	10-7-72	Granger Gardens	D-V 29 s S
Purple Hue	1773	11-13-67	Mrs. Elmer Kramer	M-VX 39 d L
Purple Jubilee	2247	11-7-71	Mrs. E. Kramer	V 39 dc L
Purple Mountain (See Westdale Purple Mountain)				
Purple Popcorn	1700	6-19-67	Mrs. H. G. Cook	V 579 d L
Purple Pride	2442	4-2-73	Champion's AV	VW-E 37 d L
Purple Smoke	1859	5-31-68	Champion's African Violets	VX 237 d L
Purple Tempest	2628	1-18-75	J. N. Smith	V 27 dc S
Purple Zig Zag	1602	3-3-66	Madison Gardens	DVY-E 358 d S

Q

Quantas	2099	9-30-70	Constantinov	BWE 23 s L
Queen (See Vern's Queen)				
Queen Anne (See Aurora's Queen Anne)				
Queen Helen	2094	9-24-70	Tinari Greenhouses	WL-P 36 d S
Queen's Tiara	1603	3-3-66	Madison Garden's	RW-E 3 d S
Quick Silver	1629	8-13-66	V. Constantinov	WGE 5 df L
Quiet Waters (See Richter's Quiet Waters)				

R

Radiance	2022	11-14-69	Granger Greenhouse	R-VWE 239 s-d S
Rage	1962	7-10-69	V. Constantinov	R 2 d L
Ralph's Sweetpea	2591	8-26-74	House of Violets	O-P 29 d S
Ramblin Rose	2507	12-18-73	Tinari's Greenhouses	D-P 3 d S
Rancho-D	1869	9-27-68	Charles Dederer	O 23 d L
Rare Jewel	2592	8-26-74	House of Violets	DPW-E sc S
Ravencrest	2133	11-30-70	N. Kolb	DRVE 2 s-d S
Rebecca	6346	10-7-72	Granger Gardens	L-BX 23 d S
Red Beam	2054	1-8-70	Tinari Greenhouses	D-R 2 s S
Red Buttons (See Maas's Red Buttons)				
Reddy	2261	11-24-71	Peggy Kreska	R 5 df S
Red Flair (See Granger's Red Flair)				
Redhead*		AVS - 48	Merkel & Sons	R 38 s S
Redland*		AVS - 48	V. S. Starr	RX 38 s S
Red Marvel	2715	6-27-75	Granger Gardens	D-R 3 df S
Red Queen (See Westwinds' Red Queen)				
Red Rosebud (See Westwinds' Red Rosebud)				
Red Roses	1604	3-3-66	Madison Gardens	D-P 38 d S
Red Rumba	2082	7-10-70	Tinari Greenhouses	R 135 s-df S
Red Star	2765	11-28-75	Hilton Dalia Farm	R 23 sc S
Red Topper	1663	11-30-66	Ernest Fisher	L-R 23 s-dc L
Regency Red (See Crystal Regency Red)				
Regina	2716	6-27-75	Granger Gardens	W 238 d S
Rema	2723	7-24-75	Mrs. R. A. Reed	PX 3 d S
Remark (See Bob's Remark)				
Remembrance	1981	8-8-69	Kolb's Greenhouses	P 3 d S
Rhinestone	1741	9-30-67	Champion's African Violets	D-PX 27 dc S
RICHTER'S SERIES				
Audrey	2531	3-27-74	Merrill Steele	VW-E 2 s-d S
Cheerleader	1606	3-30-66	Richter's Greenhouse	D-P 3 d L
Cranberry	1719	9-6-67	Richter's Greenhouse	M-R 38 d S
Irish Crochet	1720	9-6-67	Richter's Greenhouse	PG-E 358 d S
Pearly Shells	1607	3-30-66	Richter's Greenhouse	M-P 38 d L
Pretty Proud	1608	3-30-66	Richter's Greenhouse	M-PX 38 d S
Quiet Waters	1721	9-6-67	Richter's Greenhouse	B 38 d S
Snowberry	1722	9-6-67	Richter's Greenhouse	BWC 3 s-dc S
Step Up	2458	5-23-73	Richter's Greenhouse	D-B 8 s-d S
Ripe Plum	2532	3-27-74	Merrill Steele	P 23 s-d S
Ripple (See Pilgrim Ripple)				
Rippling Taffeta	1586	1-21-66	Mrs. J. L. Ricker	V 25 s L
River (See Swanee River)				
River Beauty	2127	11-27-70	E. Fisher	P-OX 29 s-dc S
Riviere Bleue	1903	11-27-68	R. J. Taylor	BW-E 25 dc L
Roma Rose	2233	10-27-71	Irene Fredette	D-PG-E 5 s-df S
Ronald Christopher	2128	11-27-70	E. Fisher	R 23 s S
Rosalie's Trailer	2555	5-31-74	V. Constantinov	B 27 d L

Rosebud	2678	5-20-75	Union County Ch. AVSA	L-PX 3 df S
Rose Crest	1789	11-15-67	Granger Gardens	WR-E 35 df S
Rose Fantasy	2652	4-11-75	V. Lorenzen & Parks N	M-PX 29 dc S
Rose Frost (See Granger's Rose Frost)				
Rose Marie (See Kay's Rose Marie)				
Rose Knoll Pacemaker	1753	10-25-67	Rose Knoll Gardens	BW-E 29 s-d S
Rose Promenade	2486	10-20-73	V. Lorenzen (Park N)	M-PX 2369 dc S
Rose Royce (See Swanee Rose Royce)				
Rose Amethyst	1900	11-21-68	Mrs. M. Progebin	MOX 356 d L
Rosette (See Swanee Roette)				
Roundelay (See Kuhl's Roundelay)				
Rowena	2299	4-12-72	V. Lorenzen (Park N)	M-P 239 s-d S
Royalair	2023	11-14-69	Granger Greenhouses	DBWE 23 dc S
Royal Blue Hue	1812	2-3-68	Violet Frathel	RW-E 2 df S
Royal Blue Ruffles	2690	5-22-75	Rowell Yerman	BW-E 4 dfc L
Royal Flush	1992	9-13-69	Mrs. Charles S. Hawley	R-V 239 s-d L
Royal Cluster	1996	10-1-69	E. Fisher	LOX 23 s-d S
Royal Command	2364	10-31-72	V. Lorenzen (Park N)	D-BW-E 2 d S
Royal Edict	2560	6-28-74	V. C. Fuhlrodt	D-V 35 df S
Royal Mountbattan	1976	7-26-69	Dates Violetry	B-V 358 d S
Royal Plum (See Crystal Royal Plum)				
Royal Star	2746	11-6-75	Lyn D. Robinson	RP-E 5 sfc S
Royal Touch	2487	10-20-73	V. Lorenzen (Park N)	D-B 239 dc S
Royal Trinket	2285	3-2-72	Champion's African Violets	D-B 37 d S-M
Roy Kersey	1652	10-12-66	Tinari Greenhouse	VW-E 3 d S
Ruby Glow	1600	3-14-66	Granger Gardens	RP-29 dc S
Ruffled Masterpiece	2365	10-31-72	V. Lorenzen (Park N)	D-P 356 dfc S
Ruffled Red	2679	5-20-75	Union County Ch. AVSA	D-R 25 s-df S
Ruffles*		AVS - 48	Mrs. Elsie Freed	LBV 39 s S
Ruth Carey	1917	12-4-68	Tinari Greenhouses	PX 35 s-df S
Ruth Dodge	2461	7-21-73	Isla Montgomery	V 247 d S-M

S

Sabrina	1872	10-5-68	Dates Violetry	VX 3 s S
Sailor Boy*		AVS - 48	Armacost & Royston	LB 3 s S
Salad Bowl	2443	4-2-73	Champion's AV	WBC 57 sf L
Sally Sargent	1839	4-29-68	Olivia DoPaco	D-R 39 dc S
Samoa	1646	9-8-66	Lyndon Lyon	VPC 8 sc S
Sandpiper	2634	3-4-75	Irene Fredette	P-W 23 s-d S
Sandy (See Westwinds' Sandy)				
"Sandy Andy"	2077	5-23-70	R. J. Craig	R-PX 239 sc S
Sapphire*		AVS - 48	W. D. Holley	DV 8 s S
Satellite Frills	1891	11-19-68	Kolb's Greenhouse	OX 2 s-dc S
Satellite Peach	1892	11-19-68	Kolb's Greenhouse	L-PX 2 s-d S
Satellite Pink	1998	10-24-69	Kolb's Greenhouse	PRE 2 s-d S
Satellite Red	1893	11-19-68	Kolb's Greenhouse	R-PX 2 s-dc S
Satellite Shadows	1894	11-19-68	Kolb's Greenhouse	OX 2 sc S
Satin Pink	2424	2-3-73	C & N Mallette	M-P 39 dc S
Savina	2366	10-31-72	V. Lorenzen (Park N)	M-BW-E 39 d S
Sculptured Charm (See Kramer's Sculptured Charm)				
Seafoam	2024	11-14-69	Granger Greenhouse	M-BW-E 35 sf S
Sea Gull	2533	3-27-74	Merrill Steele	WO 29 d S
Secret Love	2134	11-30-70	N. Kolb	L-PD-P-E 2 s-d S
Secret of Venus	2269	12-1-71	V. Lorenzen (Park N)	D-BW-E 28 d S
Serenada (See Granger's Serenada)				
Serenity (See Granger's Serenity)				
Seventy five Pink	2627	12-5-74	Tinari Greenhouses	PX 39 sf L
Seven-Up	1774	11-13-67	Mrs. Elmer Kramer	W or WOG-E 35 s S-M
Shalimar	2766	11-28-75	Hilton Dalia Farm	O-P 3 s-d S
Shanee Lynn	2414	11-9-72	Arthur F. Hill	M-V 2 d L
Shebe	1717	7-31-67	Mrs. L. E. Trokovich	D-B 3789 s L
Shell Pink	1923	1-9-69	J. S. Shaw	L-P 39 df S
Shells Of Pearl	1850	5-10-68	V. Constantinov	P 2 s L
Sherry Queen	1806	12-1-67	Madison Gardens	PX 358 d S
Shiela	1775	11-13-67	Mrs. Elmer Kramer	WPCG-E 35 df L
Shining Plumage	2151	12-7-70	Champion's African Violets	L-P 5 df L
Sheer Luck	2330	8-19-72	Lyndon Lyon	M-B 2 dc S
Sherbert	2534	3-27-74	Merrill Steele	OWC 2 s-d S
Sho Biz	2367	10-31-72	V. Lorenzen (Park N)	M-BW-E 236 d L
Shorty Kohler (See Bergen Shorty Kohler)				
Shower of Stars	1630	8-13-66	V. Constantinov	M-P 35 s-d fc L
Show Talk	2182	3-25-71	H. R. Albros	R 35 d S
Shu-Fly	2562	7-1-74	Mrs. Dorothy Bray	V-BW-E 45 s S
Signora Santa	1669	2-10-67	Mrs. Concetta J. Grasso	LRX 357 dc S
Silverado	2613	11-26-74	V. Constantinov	BW-E 29 d L
Silver Berry	2525	2-27-74	Champion's African Violets	R 27 d L

Silver Cameo	1860	5-31-68	Champion's African Violets	L-P 237 d S
Silver Celebration	2083	7-10-70	Tinari Greenhouse	OX 3 s-df S
Silver Champion	1742	9-30-67	Champion's African Violets	DPX 279 dc L
Silver Crown	1657	11-19-66	Champion's African Violets	PX 237 dc L
Silver Dollar	2100	9-30-70	Constantinov	W 23 s S
Silver Dust	1743	9-30-67	Champion's African Violets	L-BW-E 27 d S
Silver Frosting	2444	4-2-73	Champion's African Violets	PW-E 37 d L
Silver Garland	2152	12-7-70	Champion's African Violets	WV-E 57 df L
Silver Jubilee	2101	9-30-70	Constantinov	O 23 s S
Silver Lace	2518	2-27-74	Clarissa Harris	OX 238 d S
Silver Moonbean	2445	4-2-73	Champion's African Violets	WOC 57 dfc L
Silver Pinafore	1658	11-19-66	Champion's African Violets	L-PX 237 dfc L
Silver Swirl	2446	4-2-73	Champion's African Violets	D-BW-E 37 d L
Simply Purple	2488	10-20-73	V. Lorenzen (Park N)	D-B 239 s S
Sing Along	1888	11-18-68	E. Janosick	L-OX 2 d L
Singing Surf	1647	9-8-66	Lyndon Lyon	W 5 dc S
Sissy Britches	2044	1-5-70	Mrs. H. Kienzle	L-BVX 2 df L
Sky Blue*		AVS - 48	Merkel & Sons	L-B 5983 s S
Sky Blue Pink	1932	5-5-69	Polly Marek	L-OX 238 d S
Skylite (See Connie's Skylite)				
Sleepy Head	2161	1-13-71	R. J. Craig	D-BW-E 3 s S
Slumber Rose	2593	8-26-74	Houe of Violets	D-P 3 d S
Small Change	2209	9-13-71	Lyndon Lyon	V 38 dc M
Smart Stuff	2300	4-12-72	V. Lorenzen (Park N)	L-RX 29 sc S
Smile	2600	9-16-74	Lyndon Lyon	R-V 28 dc S
Sno Goose	2653	4-11-75	V. Lorenzen & Parks N	W 29 dc S
Snowberry (See Richter's Snowberry)				
Snow Goddess	2542	4-8-74	Mrs. Elmer Kramer	WP 39 s & s-d L
Snowman (See Vern's Snowman)				
Snow Spun	1790	11-15-67	Granger Gardens	W 35 d S
Soft Heather	2457	5-17-73	Mrs. E. Kramer	M-P-OX 35 d L
Softique	1957	7-19-69	Richter's Greenhouse	L-P 358 d S
Soft White	1605	3-3-66	Madison Garden's	W 3568 d S
Solar Flair	2546	5-16-74	D. R. Lash	WV 239 s & s-d S
Sondra	2535	3-27-74	Merrill Steele	L-PX 38 d S
Southern Cross	1926	1-13-69	Dr. S. Crawcour	POX 356 sc S-M
SouthernPacific	2102	9-30-70	Constantinov	PX-WE 23 s S
Sparkled Star	2636	3-8-75	Tinari Greenhouses	VWC 2 sc S
Sparkler	1688	5-26-67	Mrs. Elmer Kramer	OX 39 dc L
Sparkling Mauve	1673	2-23-67	Mrs. Elmer Kramer	OVC 359 sf L
Spartan	2347	10-7-72	Granger Gardens	D-BW-E 239 d S
Spiced Burgundy	2702	5-31-75	Mrs. P. W. Kiesling	L-P 23 d S
Spinning Wheel	1618	7-18-66	Champion's African Violets	DPX 237 d L
Spirit of '76	1921	1-6-69	Tinari Greenhouse	R-P 3 s-d S
Spitfire	1698	5-27-67	Tinari Greenhouse	P 5 sfc S
Spring Dance	1182	11-11-68	Mrs. E. Kramer	OPC 39 sfc S
Spring Deb	2348	10-7-72	Granger Gardens	WB-E 5 df S
Spring Fever	2183	3-25-71	H. R. Albro	M-B 238 d S
Standing Ovation	1813	2-3-68	V. Frathel	D-P 278 d L
Starbright (See Vern's Starbright)				
Star Dream (See Manelta's Star Dream)				
Star Fantasy	2665	5-17-75	Mrs. H. G. Cook	OVC 37 s-dc S
Star Fire	2140	11-30-70	Kolb	LPWC 5 s-d S
Star of Eve	1876	10-24-68	E. Fisher	O 238 sc L
Starry Eyed	1791	11-15-67	Granger Gardens	WRC 239 s-d S
Starshine	2349	10-7-72	Granger Gardens	W 29 sc S
State Line	1851	5-10-68	V. Constantinov	WP-E 2 s S
Stateliner	1895	11-19-68	Kolb's Greenhouse	PX 2 s-dc S
Stella	2536	3-27-74	Merrill Steele	D-PX 2 d S
Step Up (See Richter's Step Up)				
Sterling Silver	2504	10-31-73	I. Fredette	L-P 23 s & sdc S
Sticktight	2721	7-22-75	Mrs. W. M. Plaster	D-PRC 35 sc S
Stowe	1832	4-1-68	Rose Thomas	P 2 d S
Strawberry Ripple	2153	12-7-70	Champion's African Violets	D-PW-E 57 d L
Sugar Blue	1836	4-7-68	Tinari Greenhouse	M-BW-E 2 s S
Sugar Ice	1768	11-11-67	Ernest Fisher	R-PW-E sfc S
Sugar Pink	1730	9-6-67	Lyndon Lyon	PWC 57 dfc S
Summer Snow (See Westdale Summer Snow)				
Sunday	1819	2-16-68	Volkman Bros.	M-O 29 d L
Sun Valley	2614	11-26-74	V. Constantinov	PR 2 dc L
Superba	2350	10-7-72	Granger Gardens	P-OX 35 df S
Super Chief	1852	5-10-68	V. Constantinov	RX 2 d S
Superfection	2193	5-24-71	Mrs. C. S. Hawley	PX 3 s L
Super Red	2717	6-27-75	Granger Gardens	D-R 29 d S
Supremacy	1965	7-15-69	Mrs. C. M. Harris	P 578 d L
Susan	1762	11-7-67	Gordon R. Coon	OX 359 d S
Susan Leslie	1877	10-24-68	E. Fisher	R-P 23 d L

Susan Sweet	1821	2-17-68	Mrs. H. G. Cook	P 37 d S
Susie Bearden	2431	2-26-73	B & J AV	OVC 27 s-d S
Susie Kraus	2666	5-17-75	Mrs. H. G. Cook	OPC 379 dc S
Suter's Gold	2428	2-12-73	G. Suter	OX 35 df S
Suzy's Lady Suzette	2091	9-21-70	Mrs. H. S. Johnson	M-BX 4 d S
Suzy's Mr. Lucky	2092	9-21-70	Mrs. H. S. Johnson	OX 239 d S
Swanee Concord '76	2762	11-24-75	Elmer Swanson	VG-E 35 df S
Swanee Crest	2602	11-22-74	E. Swanson	O-VG-E 3 sf S
Swanee Fling	2411	11-9-72	E. Swanson	D-P-O 38 s-d L
Swanee Highlight	2763	11-24-75	Elmer Swanson	OVC 59 s-df L
Swanee Inca Chief	2412	11-9-72	E. Swanson	D-P 35 s-df L
Swanee Julia	2603	11-22-74	E. Swanson	L-P 39 d L
Swanee River	2604	11-22-74	E. Swanson	D-B 3 s-d L
Swanee Rose Royce	2605	11-22-74	E. Swanson	O-P 23 s-d L
Swanee Rosette	2606	11-22-74	E. Swanson	M-P 23 s-d L
Swan Lake	1685	4-30-67	Annalee	WGC 359 df L
Swedish Crystal	2234	10-27-71	Irene Fredette	W 5 s-df S
Sweepstakes	1674	2-23-67	Mrs. Elmer Kramer	VW-E 39 dfc L
Sweet Anna	2129	11-27-70	E. Fisher	DPWE 239 s-dc L
Sweet Butterfly	1867	9-9-68	Lyndon Lyon	W 3 dc S
Sweet Charlotte	1853	5-10-68	V. Constantinov	PRC 5 sf S
Sweet Fairy	2351	10-10-72	C & N Mallette	M-P 3589 dc S
Sweetheart Sue (See Laswell's Sweetheart Sue)				
Sweetheart Trail	2601	9-16-74	Lyndon Lyon	M-PX 8 dc S
Sweetie Pie	2549	5-27-74	Mrs. J. W. Reitz	P 2 s-d M
Sweet Mary	2489	10-20-73	V. Lorenzen (Park N)	R-VX 239 dc S
Sweet One	1820	2-16-68	Volkman Bros.	M-O 29 d L
Sweet Pixie	2195	5-28-71	Swift's Violets	L-P 29 d S-M
Sweet Regardless	2301	4-12-72	V. Lorenzen (Park N)	D-P 258 s-df L
Sweet Tranquility	2629	2-4-75	C & N Mallette	WPG-E 359 df S
Sweet William	2162	1-13-71	R. J. Craig	V 369 d L
Swinger (See Vern's Swinger)				
Swiss Ballet (See Granger's Swiss Ballet)				
Sylvia	2767	11-28-75	Hilton Dalia Farm	VW-E 2 df S

T

Tainted	2490	10-20-73	V. Lorenzen (Park N)	WRC 239 dc S
Take Off	2138	11-30-70	Kolb	PWC 29 s-d S
Tanforan	1627	8-13-66	Victor Constantinov	D-R 5 df S
Tanager	2773	11-30-75	Ticknor's AV	D-O-PW-E 2 dc S-M
Tangier	2718	6-27-75	Granger Gardens	RW-E 57 s-df S
Tapestry (See Pilgrim Tapestry)				
Targeteer	2728	7-28-75	Lyndon Lyon	V-B 5 dc S
Teensy	2439	3-26-73	The House of Violets	WBC 39 sc M
Telstar	2410	11-3-72	Mrs. H. Schmelling	VW-E 27 sc S
Tender Loving Care	2423	1-30-73	B&J AV	PX 35 s-df L
"Teresa Marie"	1622	8-8-66	Mrs. Elizabeth Kling	V 239 s S
Texas Blue Treasure	1906	11-27-68	Mrs. H. G. Cook	B 37 d L
Texas Picture	1585	12-20-65	Mrs. O. G. Pierson	LP 9 s-d L
Texas Pride	1822	2-17-68	Mrs. H. G. Cook	W 3 d S
Texas Rainbow	2667	5-17-75	Mrs. H. G. Cook	PVC 379 dc S
Texas Star	1829	3-25-68	Elley's Greenhouses	P-ORC 2 sc S
That's My Baby	1609	4-9-66	Mrs. H. N. Tuveson	OVC 26 s S
The King	2668	5-28-75	Union County Ch. AVSA	D-B-V 2 d S
Thelma Jean	1763	11-7-67	Gordon R. Coon	R or PWS 29 df S-M
Thelma Usinger	1950	7-1-69	Dates Violetry	P 23 d S
The Parson	2316	6-29-72	Rev. C. Blades	O 3579 s L
The Parson's Love	2420	1-6-73	Rev. C. Blades	B 357 s S
The Parson's Ruffles	2421	1-6-73	Rev. C. Blades	B 35 df L
The Parson's Wife	2317	6-29-72	Rev. C. Blades	WPC 35 sf L
The Queen	2768	11-28-75	Hilton Dalia Farm	D-P 3 d S
Thistle Patch	2757	11-13-75	Champion's AV	OX 237 d S
Thomas William	2188	5-19-71	Mrs. C. H. Heard	R-PWC 35 df S
Thrills	1653	11-14-66	Mrs. W. J. Ritmanich	LOX 357 df S
Tickled Silly	2080	6-3-70	Harry Albro	DV 35 d S
Tiffany Trinket	2758	11-13-75	Champion's AV	P 237 d S-M
Timberline	1796	11-27-67	Mrs. P. W. Kiesling	M-BW-E 238 s S
Tina	2680	5-20-75	Union County Ch. AVSA	R 2 d S
Tinted Clouds (See Manelta's Tinted Clouds)				
Tinted Lady*		AVS - 48		LB 358 s L
Tiny Blue	2110	10-31-70	Lyndon Lyon	O-B 8 dc M
Tiny Dora	2491	10-20-73	V. Lorenzen (Park N)	D-P 28 s-d M
Tiny Ellie	2331	8-19-72	Lyndon Lyon	M-P 2 dc M
Tiny Fantasy	1987	8-29-69	Lyndon Lyon	D-OBC 28 dc M
Tiny Pink	1648	9-8-66	Lyndon Lyon	P 9 dc M
Tiny Sparkles	2467	8-15-73	Lyndon Lyon	OWC 2 dc M

Tommie Lou	1744	10-25-67	Mrs. G. B. Oden	WO 237 d L
Topaz*		AVS - 48	W. D. Holley	DBV 38 s L
Top Dollar	2168	2-1-71	Rienhardt's AV	D-B-V 27 d S
Top Knot	1686	5-23-67	Fedderson A.V.	O 23 d L
Torch Song	2368	10-31-72	V. Lorenzen (Park N)	D-P 28 dc S
"Touch of Grace"	2668	5-20-75	Mrs. J. Buynak	O 5 sf S
Touch of Spring	1967	7-23-69	Mrs. H. Juline	WG-E 359 df S
Tralie Rose (See Kuhls' Tralie Rose)				
Trecia	1807	12-1-67	Madison Gardens	D-V 38 d S
Tricksy Blue	1988	8-29-69	Lyndon Lyon	L-B 28 s-dc S-M
Tri-Lavender	1837	4-10-68	Mrs. A. Grasso	OX 3578 s-df S
Triple Threat	1989	8-29-69	Lyndon Lyon	M-P 5 dc S
Tropical Dawn	1776	11-14-67	Mrs. Elmer Kramer	D-BWC 57 df L
True Blue	2248	11-7-71	Mrs. E. Kramer	D-BW-E 359 dc L
True Story	1677	3-10-67	Mrs. H. R. Stine	MPX 2 s L
Tucson	1854	5-10-68	V. Constantinov	R 5 s-dc S
Tu Tu	1939	6-19-69	E. Fisher	LOWC 2 s L
Tuxedo (See Vern's Tuxedo)				
Twilight Pink	2116	11-25-70	J. David Buttram	L-P 5 s-df S
Twilight Zone	1628	8-13-66	Victor Constantinov	P-R 35 sf S
Twin Lakes	1650	10-3-66	Mrs. Sadie Withrow	M-B 3 sf L
Twin Lakes Frills	1651	10-3-66	Mrs. Sadie Withrow	WBC 35 sf S
Two Faced	2369	10-31-72	V. Lorenzen (Park N)	OX 269 dc S
U				
Uncle Dutch	2172	2-18-71	T & F Clark	P 345 d S
Up Tight	2270	12-1-71	V. Lorenzen (Park N)	V 29 s-d S
Utah Stars	2419	12-11-72	Mrs. F. Weyland	P 29 sc S
Utopia	2594	8-26-74	House of Violets	D-PW-E 3 d L
Utz Crown Jewel	2314	5-16-72	H. Utz	VW-E 23 d S
Utz White Angel	2315	5-26-72	H. Utz	W 289 d S
V				
Vada	2724	7-24-75	Mrs. R. A. Reed	RW-E 3 s S
Valerie	2681	5-20-75	Union County Ch. AVSA	D-P 3 d S
Valor (See Vern's Valor)				
Variiegated Peak of Pink	1904	11-27-68	Cerri Flowers	M-P 27 s-dc S
Velvet (See Westdale Velvet)				
Velveta	1588	1-27-66	Frank Tinari	DV 5 s S
Velvet Dawn	2719	6-27-75	Granger Gardens	OXW-E 239 d S
Velvet Improved (See Westdale Velvet Improved)				
Velvet Robe	2492	10-20-73	V. Lorenzen (Park N)	D-R 239 dc S
Venetian Lace (See Granger's Venetian Lace)				
Venus	1913	11-29-68	Hi Hill	OX 8 dc S
Vera	2291	3-20-72	Lyndon Lyon	OVXW-E 2 dc S
Vern's Blue Snow	2493	10-20-73	V. Lorenzen (Park N)	WBC 2368 d S
Vern's Carefree	2654	4-11-75	V. Lorenzen & Parks N.	D-PX 3 s-d S
Vern's Courtship	2655	4-11-75	V. Lorenzen & Parks N.	D-PX 29 dc S
Vern's Dandy	2370	10-31-72	V. Lorenzen (Park N)	D-PW-E 59 s-dc S
Vern's Delight	2271	12-1-71	V. Lorenzen (Park N)	V-BW-E 239 s-d S
Vern's Fashionaire	2494	10-20-73	V. Lorenzen (Park N)	L-PX 239 d S
Vern's Fireball	2495	10-20-73	V. Lorenzen (Park N)	RX 239 dc S
Vern's Lilac Lane	2496	10-20-73	V. Lorenzen (Park N)	OR-E 239 dc S
Vern's Lovely Lady	2497	10-20-73	V. Lorenzen (Park N)	D-P 239 d S
Vern's Peace	2657	4-11-75	V. Lorenzen & Parks N.	L-P 236 dc S
Vern's Pink Cloud	2498	10-20-73	V. Lorenzen (Park N)	M-P 2369 dc S
Vern's Pink Dawn	2371	10-31-72	V. Lorenzen (Park N)	PWRC 2 dc S
Vern's Plum Purty	2372	10-31-72	V. Lorenzen (Park N)	D-R 23 sc S
Vern's Queen	2656	4-11-75	V. Lorenzen & Parks N.	M-PX 29 s-d S
Vern's Snowman	2499	10-20-73	V. Lorenzen (Park N)	W 239 d S
Vern's Starbright	2373	10-31-72	V. Lorenzen (Park N)	D-PX 2 dc L
Vern's Swinger	2500	10-20-73	V. Lorenzen (Park N)	D-RW-E 58 d S
Vern's Tuxedo	2658	4-11-75	V. Lorenzen & Parks N.	BW-E 38 dc S
Vern's Valor	2659	4-11-75	V. Lorenzen & Parks N.	D-P 29 dc S
Viking	655	AVS - 48	Armacost & Royston	DBV 83 s S
Villager (See Pilgrim Villager)				
Violet Grace	2691	5-22-75	Rowell Yerman	M-B 29 s-dfc S
Violet satin	2556	5-31-74	V. Constantinov	O 2 d L
Violet Trail	2468	8-15-73	Lyndon Lyon	O 2 sc S
Virginia Belle	2318	7-21-72	Mrs. T. B. McKneely	M-B 389 d L
Vogue	1799	11-28-67	White Cloud Farm	MLPX 23 d S
Vulcan	2111	10-31-70	Lyndon Lyon	D-V 8 dc S
Vulcan Rex	2302	4-12-72	V. Lorenzen (Park N)	V-RX 39 sc S
W				
Wandering Rose	2374	10-31-72	V. Lorenzen (Park N)	D-PW-E 26 dc L

Wanderlust (See Kuhls' Wanderlust)				
Watch It	2272	12-1-71	V. Lorenzen (Park N)	M-PX 239 d S
Watercolor	2759	11-13-75	Champion's AV	PWC 237 s-dfc L
Wee Wonder	2130	11-27-70	E. Fisher	PWC 2 d S
Wells Fargo	1855	5-10-68	V. Constantinov	P-R 5 dc L
Wendy Sue	1878	10-24-68	E. Fisher	D-BW-E 23 dc L
Westdale Blue Dale	2616	11-27-74	Mrs. Haseltine	D-B 9 d S
Westdale California Wine	2617	11-27-74	Mrs. Haseltine	D-R 3 d S
Westdale Lavender Sparkle	1929	4-14-69	Mrs. I. Haseltine	RW-E 2 s S
Westdale Purple Mountain	2185	4-3-71	Mrs. Haseltine	V 9 d S
Westdale Summer Snow	2075	4-30-70	Mrs. I. Haseltine	W 38 d L
Westdale Velvet	1930	4-14-69	Mrs. I. Haseltine	BW-E 2 s S
Westdale Velvet Improved	2275	2-23-72	Mrs. I. Haseltine	M-BW-E 25 s-d L
Western Sky (See Gold Rush Western Sky)				
WESTWINDS' SERIES				
Appleblossom Time	2196	7-31-71	Westwinds' AV	L-PX 5 df L
Cherie	1924	1-10-69	Westwinds' AV	WOX 2 s-d S
Coral Frills	1614	5-28-66	Westwinds' AV	L-PX 2 sc S
Dark Beauty	1615	5-28-66	Westwinds' AV	D-V 23 d S
Davey	2325	8-19-72	Westwinds' AV	L-PVGC 2 d S
Davey	2325	8-19-72	Westwinds' AV	OVC 5 s-d S
Demure	1594	2-24-66	Westwinds' AV	LPVGC 2 d S
Dusty Rose	2197	7-31-71	Westwinds' AV	M-PW-E 5 df L
Ethereal	2166	1-29-71	Westwinds' AV	M-PG-E 2 s-d L
Frivolous Frills	1668	1-6-67	Westwinds' AV	DV 29 sc S
Orchid Dream	2198	7-31-71	Westwinds' AV	L-OVC 5 s-df L
Red Queen	1925	1-10-69	Westwinds' AV	RW-E 59 sfc S
Red Rosebud	2164	1-29-71	Westwinds' AV	R 2 d S
Sandy	2165	1-29-71	Westwinds' AV	OX 2 s-dfc L
Wham Bang	1899	11-21-68	Dates Violetry	MR 5 df S
Whirlaway	2210	9-13-71	Lyndon Lyon	V-BW-E 2 dc S
Whirligig	2286	3-2-72	Champion's African Violets	WRC 37 d S
White Bloomin Fool	1827	2-27-68	J. H. Rymer	W 39 d S
White Cloud Chief	1798	11-28-67	White Cloud Farm	DRX 5 df S
White Gleam	2352	10-10-72	C & N Mallette	WG-E 3589 s-d S
White Lady*		AVS - 48	Peter Ruggeri	W 9 s S
White Leawala	1699	5-27-67	Tinari Greenhouses	WG-E 5 df S
White Moon	2451	4-7-73	Tinari Greenhouses	W 2 dc S-M
White Peacock	1911	11-27-68	M. Lanigan	W 59 L
White Regent	2025	11-14-69	Granger Greenhouse	WOC 23 d S
White Wisteria	2452	4-7-73	Tinari Greenhouses	W 2 d L
Wild Flame	2624	11-30-74	Tinari Greenhouses	RW-E 29 sf S
Wild Country	2729	7-28-75	Lyndon Lyon	V-B 3 s-dc S
Wild Lemon	2141	11-30-70	Kolb	WGC 2 s c S-M
Wildwing	1898	11-27-68	Dates Violetry	WO-E 29 sf S
William Bruce	2131	11-27-70	E. Fisher	MBX 23 s-dc L
Win Albright	2303	4-12-72	V. Lorenzen (Park N)	D-PX 5 s-d S
Windblown	2287	3-2-72	Champion's African Violets	M-B 37 d L
Window Blue	1710	5-8-67	Dr. S. E. Reed	DB 29 d M
Window Bouquet	1711	5-8-67	Dr. S. E. Reed	DPWC 389 d S-M
Window Lace	1712	5-8-67	Dr. S. E. Reed	LOX 2 d S-M
Window Pink	1713	5-8-67	Dr. S. E. Reed	LP 29 d M
Window Wonder	1714	5-8-67	Dr. S. E. Reed	DV 29 d M
Wine and Roses	1856	5-10-68	V. Constantinov	RXG-E 5 dc S
Wine Bouquet	2039	11-29-69	V. Constantinov	R 23 d S
Winnie	2055	1-8-70	Tinari Greenhouses	RWE 39 d S
Winsome	1664	11-30-66	Ernest Fisher	VW-E 23 dc S
Winter Gold	1982	8-8-69	Kolb's Greenhouses	RXG-E 5 s-dc S
Winter Wine	2139	11-30-70	Kolb	DRWE 2 s-c S
Wintry Wine	2304	4-12-72	V. Lorenzen (Park N)	R 29 s-d S
Wisteria	2056	1-8-70	Tinari Greenhouses	O 2 d L
Wrangler	1731	9-6-67	Lyndon Lyon	MR 2 dc S

Y

Yellow Breakthrough	2416	11-27-72	G. L. Lane	G-Y 5 s-f S
Yule Tide	2273	12-1-71	V. Lorenzen (Park N)	R 23 dc S
Yum Yum	2560	11-13-75	Champion's AV	PWC 237 s L

Z

Zara	2305	4-12-72	V. Lorenzen (Park N)	V 2 s-dc S
Zeta	2682	5-20-75	Union County Ch. AVSA	W-D-B 2 s-dc S
Zig Zag (See Purple Zig Zag)				

AFRICAN VIOLET (Saintpaulia) SPECIES

genus *Saintpaulia* H. Wendland in *Gartenflora*, xlii, 321, t. 1291 & Fig. 66

(1893)

<i>S. brevopilosa</i>	B. L. Burtt	1964	<i>S. nitida</i>	B. L. Burtt	1958
<i>S. confusa</i>	B. L. Burtt	1958	<i>S. orbicularis</i>	B. L. Burtt	1947
<i>S. difficilis</i>	B. L. Burtt	1958	<i>S. orbicularis</i>		
<i>S. diplotricha</i>	B. L. Burtt	1947	var. <i>purpurea</i>	B. L. Burtt	1964
<i>S. goetzeana</i>	Engler	1900	<i>S. pendula</i>	B. L. Burtt	1958
<i>S. grandifolia</i>	B. L. Burtt	1958	<i>S. pendula</i>		
<i>S. grotei</i>	Engler	1921	var. <i>kizarae</i>	B. L. Burtt	1964
<i>S. inconspicua</i>	B. L. Burtt	1958	<i>S. pusilla</i>	Engler	1900
<i>S. intermedia</i>	B. L. Burtt	1958	<i>S. rupicola</i>	B. L. Burtt	1964
<i>S. ionantha</i>	H. Wendland	1893	<i>S. shumensis</i>	B. L. Burtt	1955
<i>S. magungensis</i>	E. P. Roberts	1950	<i>S. teitensis</i>	B. L. Burtt	1958
<i>S. magungensis</i>			<i>S. tongwensis</i>	B. L. Burtt	1947
var. <i>minima</i>	B. L. Burtt	1964	<i>S. velutina</i>	B. L. Burtt	1958
<i>S. magungensis</i>					
var. <i>occidentalis</i>	B. L. Burtt				



YOUR LIBRARY

Mrs. M. E. Garner
1010 Edgewood S.E.
North Canton, Ohio 44720

OUR 30th ANNIVERSARY AND AMERICA'S BICENTENNIAL YEAR! What an enthusiastic way to celebrate our anniversary with a convention and show in Atlanta. That is where AVSA had our first convention — in Atlanta, Georgia. We've come a long way haven't we? Won't it be fun to learn about what happened at that first convention? What plants were popular at that time? Who the commercial growers were? Who were our first officers? I can think of so many questions that will be answered when we meet April 29th - 30th and May 1st, 1976. Won't you join us? If you are one of our many new members and have never been to a convention, this will be a very good time to start.

If there are entries in the Atlanta show like the ones in some of the state society shows, we should have some lovely specimen plants as well as arrangements. This should be our best show ever.

Our plans are to record all of this with many slides for some good library programs for your use. These should be ready by July 1 from the Knoxville office. Everyone should be interested in how our beautiful violets of today got their start as America's favorite blooming house plant.

We hope you have found the suggestions for using the slide programs helpful. They were in the

November 1975 issue of the AVSA magazine, under YOUR LIBRARY.

Several new programs are in the making and should be ready soon for your use. Be sure to check the new listing in the June issue of the AVSA magazine.

Since this is a year to reflect on past accomplishments, we can put added value in the appreciation of the new things — be they plants, programs, or creative ideas yet to be applied. Rather than thinking that the past 30 years showed definite progress — let us think that this is the beginning of a most fruitful and fulfilling future. See you all in Atlanta!

LOVE THOSE MINIATURES!

Mrs. Joseph Larose
Sarasota, FL 33581

Like wee little elves are the "mini's", tucked into a pot so small . . . They make such a contrast to their neighbors, majestic, in pots so tall . . . but wee or "mini" as they may be . . . they bloom and bloom with blossoms as large as the eye can see . . . you may find nestled in a terrarium or maybe a bowl . . . one thing is certain, on mini's we're all sold!

Foliar Feeding African Violets Controversy or Serendipity

by Emory E. Leland
7014 - 29th Avenue NE
Seattle, WA 98115

History Past and Present:

At some time ages ago ancient plants must have developed the ability to absorb nutrients through their leaves, stems, branches, etc., since at one time they were inundated. This inherited ability was bestowed upon land plants and during rainstorms and in the presence of dew, minute amounts of soluble nutrients in bird and animal droppings and dust upon the plant leaves, were made available and absorbed by the plants. Tropical air plants, the epiphytes, usually grow on trees but derive their moisture and nutrients from the air and from rain which is absorbed by the leaves.

It was recorded that King George III of England, during the time our early colonists greatly despised him, bestowed royal recognition upon his gardener, William Forsythe. A commission from Parliament recommended to the king that his gardener had revealed to the public a most peculiar concoction of certain well-known barnyard materials, soapsuds and lime, which when plastered onto trees and covered with a powder of burned bone and wood ashes did encourage recovery of wounded trees and influenced growth of the trees. All this was viewed at that time with grave misgivings.

"Non-root feeding", a Russian term for the foliar feeding process of absorption of nutrients by plant leaf, stem, branch and bark, was known as early as 1890.

In 1914 scientists in California, working on control of insects and diseases, found that if certain fertilizers were applied to dormant trees and to foliage trees there was an immediate improvement in growth.

A few years later in Oregon, spraying of dormant trees with fertilizers caused improved growth of trees.

The late Thomas P. Reilly of Dansville, NY, early in this century was certainly a moving force behind a modern new method of feeding plants. He experimented with high analysis, completely soluble plant foods which were safely applied as foliage sprays. By 1932 he had perfected his product and named it Ra-Pid-Gro. This was the first complete chemical fertilizer to be made commercially available for spraying on trees, shrubs, flowers, flood plants and house plants.

In post World War II era, in the early 1950's,

notable work with radioisotopes, provided by the Atomic Energy Commission, was carried on at the Michigan Agricultural Experimental Station under Professor Tukey and others. Plant foods containing nitrogen, potassium, calcium, phosphorus and other nutrient elements were made radioactive and were thus "tagged".

Such "tagged" nutrient materials can be sprayed on plant leaves. The radioactive nutrient particles are absorbed, distributed and utilized by the plant as are normal nutrient ingredients. The radioactive "tagged" nutrients can be detected later by radiation counting, with X-ray film or by special apparatus and the location and exact amount of nutrients absorbed or utilized by the plant can be accurately measured.

It was by this modern scientific technique that Mr. Reilly's earlier observations, that plants benefitted from foliar application of soluble nutrients, were scientifically confirmed. There is no longer any doubt that non-root feeding of soluble nutrients sprayed on trees, shrubs, plants and vegetables is absorbed through the foliage, branches, trunk, twigs, stems, flowers and fruit.

Nutrient materials are easily absorbed during both night or day and from either top or bottom of leaf surfaces. The absorbed nutrients generally move through the plant in all directions.

How Foliar Feeding is Being Used:

It should be thoroughly understood that foliar feeding is only a supplement to root feeding and is not a substitute for root feeding of plants. Foliar or non-root feeding is a most effective and expedient method of supplying needed plant nutrients when: (1) the soil nutrients are locked-up or unavailable because of too low or too high soil pH. (2) When the soil is deficient in a certain nutrient or nutrients as indicated by plant nutrient deficiency signs or by soil test. (3) When the plant needs a booster at certain growth stages. (4) When additional nutrients such as phosphorus and potash are needed to induce and promote flowering, fruit or seed. (5) When quick action is desired to supplement root feeding.

Substantial and precise evidence has been obtained by the radioisotope method to establish that non-root or foliar feeding is 95% effective while the same amount of nutrients fed to the

roots is only 10% effective. In other words, when equal amounts of soluble nutrients are sprayed on the leaves and fed to the roots, the leaves absorb 95% and the roots only 10%. Foliar feeding is thus 9½ times more effective in absorption of nutrients than root feeding. Rephrasing an old saying: a little bit of foliar feeding goes a long way.

Fertilizer Firms' Recommendations and Precautions:

One fertilizer firm made this statement. "Some of the most promising developments are in the field of plant nutrition. We now know the leaves have an absorption mechanism which functions much like a blotter in actually drawing material into the plant. In fact, it is established that not only can plants absorb nutrients through the roots but also through the foliage, the fruit, the twigs, the trunk and even the flowers."

I wrote to various well-known fertilizer firms which advertise in African Violet magazines and asked which of their products could be safely used for foliar feeding African violets and other gesneriads. I stressed that the foliar feeding spray would only be used as a supplement to root feeding. I solicited their recommendations or precautions regarding usage of their fertilizers. Out of ten letters written I received eight answers as follows:

(1) The Ra-Pid-Gro Corp., Dansville, NY sent a booklet, "Ra-Pid-Gro Planting-Feeding Guide", and several reprints on foliar feeding. These I found most educational and useful. Their trademark is Ra-Pid-Gro—The Pioneer in Foliar Feeding. Ra-Pid-Gro (23-19-17) is indeed recommended for foliar feeding. This includes African violets.

"However, it can also cause burning and trouble under certain conditions. For example, a very heavy application of the solution (or even plain water) may damage the foliage if air circulation is poor. Particularly cold water or cold Ra-Pid-Gro solution may cause trouble. Water high in minerals (hard water) or water in which there is a lot of chlorine may cause trouble."

"We hear from many people who foliar feed violets with Ra-Pid-Gro and do so with great success. On the other hand, I also hear of cases where people say violets should never be foliar fed—that the leaves must never be sprayed or watered. My strong recommendation is that you caution your readers to foliar feed with Ra-Pid-Gro using room temperature water and only on plants where air circulation is good. The foliar application should be a light mist, not a heavy drench."

"Finally, the proper strength for indoor plants is 1 teaspoon Ra-Pid-Gro in 2 quarts of water. Feed about every 10 days or 2 weeks when plants are growing well, making new foliage and new growth. When plants are mature and new growth is minimal, then I would feed less often."

(2) Plantsmith, Inc., Menlo Park, CA, sent information and samples of Spoonit (18-20-16) "It can be used in foliar feeding and should not stain or burn the leaves. We would suggest that you try it on one or two plants to satisfy yourself; however, we see no reason why there should be any harmful results. Dissolve one level spoonful in each gallon of water and use once a month or use half strength every two weeks for soil feeding and foliar spray."

(3) Charles Bateman, Ltd., Thornhill, Ontario, Canada. Sturdy (0-15-14) and Liquid Blue Whale (6-2-1) said: "Frankly, we do not practice foliar feeding with our fertilizers for three reasons: 1. We have had such good results with root feeding and it seems easier to control. 2. There is danger of staining the bloom and foliage on some varieties. 3. It is not advisable for plants grown on window sills because of the added danger of burning foliage (in the sunlight while foliage is wet)."

(4) Atlas Fish Fertilizer Co., Renton, WA. Atlas in eastern USA and Alaska in western USA. Atlas or Alaska Fish Emulsion Fertilizer (5-1-1) plus trace recommends: "It is our feeling that you should root and leaf feed at least every two weeks. The mixture should be ¼ teaspoon to a quart of lukewarm water. Foliar feeding should never be done in bright sunlight. However, a mister, which is similar to a Windex spray bottle, should be used very sparingly on the leaves."

(5) Plant Marvel Laboratories, Chicago, IL. Plant Marvel (12-31-14) sent African Violet brochures and Commercial Growers' Chemical Fertilizer Brochure and wrote: "Instructions for Foliar Feeding are included in Direction Sheet". In the Direction Sheet—Foliar Feeding Instructions—"Use Plant Marvel in the quantities prescribed for liquid feeding but apply to the foliage of the plants using a compressed air sprayer that makes a fine mist. Moisten the leaves on both sides with the Plant Marvel solution about every week to ten days. Do not foliar-feed African Violets, Gloxinias or other hairy-leaf plants."

(6) The Leisure Group, Inc., Carson, CA. Blossom Booster (4-10-10), Liquid Fertilizer (10-5-5), and Fish Emulsion Liquid (5-2-1). Black Magic Research and Development Dept. wrote: "Unfortunately, the types of fertilizers we have are not really appropriate for foliar feeding."

(7) Robert B. Peters Co., Inc. Allentown, PA. African Violet Special (12-36-14) and Variegated Violet Special (5-50-17), wrote as follows: "About the only experience we have had with foliar feeding is the fact that many of our users of our 12-36-14 and 5-50-17 report to us that it seems to do a good job as a foliar feed in addition to its primary job of root feeding. It is used at the same ¼ to ½ teaspoon per gallon dosage and can evidently be used as often as the plants need water-

ing.”

(8) The Hyponex Company, Inc., Copley, OH. Hyponex (7-6-19), (20-20-20) and many other formulations wrote as follows: “We do not recommend foliar feeding to the average amateur plant enthusiast. As you already know, too many factors are involved in the culture of African violets. Any one of these factors, such as too cold water temperatures or too hot water temperatures can cause “leaf stain or burn.” Therefore we would prefer professional usage of any plant food to be used for foliar feeding.

We have tested our new 10-10-10 liquid formula in the ¼ dilution (½ tsp. liquid/gal distilled water) and misted weekly or every two weeks. The results were good. Our technical department would like to know which plant food will not burn or stain leaves or blossoms of African violets!

All HYPONeX plant foods contain all the primary, secondary and trace elements needed for plant growth. Once again we do not advocate foliar feed for the average amateur plant enthusiast.”

I asked Dr. Bernard G. Wesenberg, Extension Horticulturist of Washington State University Cooperative Extension Service, Western Washington Research and Extension Center, Puyallup, WA, who was referred to me as a houseplant nutrition expert, about foliar feeding for African violets and quote from his letter: “Foliar feeding for routine nutrient application may certainly be something of interest for your study. I do not believe it is an important issue, nor of any concern when plants can be adequately supplied with nutrient requirements. I give no importance to time of day, light or dark, because the nutrient ions can be absorbed as easily through leaf surfaces as is water.”

Views On Foliar Feeding from African Violet Publications:

Gwen Eggerton, Meridian, MS said “my ‘special’ plants which I had selected for show grooming, were given a foliar feeding occasionally. I use a weaker solution than recommended by the manufacturers. In a 16-ounce capacity electric sprayer, I put a scant ¼ teaspoon of fertilizer, add enough warm water to fill the container and spray a fine mist above the plants so that it seems to drift down on them. I can do this only after the sun has gone behind the trees in late afternoon, but since the leaves absorb the nutrients quite rapidly, they have done their work before darkness comes and the plants get full benefit of the fertilizer.” She used Ra-Pid-Gro, Folium, Instant Vigoro and Liquid Whale.

Cathy Anschutz, Walnut Creek, CA said — No fertilizing except for foliar feeding, which I do every week, using one drop of Liquid Blue Whale per cup of water or 5F tablets for this with very warm water. Always foliar feed just as it is getting

dark. The plants then have time to dry before the temperature drops and the light is not strong enough to discolor foliage. (She probably adds liquid nutrients to her potting mixture.)

Mary G. Engstrom, Denver, CO said — If the humidity is low a few squirts of my trusty Windex bottle filled with warm water is used to fog the leaves. I don’t spray away ’til the entire plant drips but only until the foliage looks dewey. During most of the warm weather months I fog almost every evening. In a few minutes the leaves are dry and refreshed. However, I am doubly careful about the air circulation around the plants since mildew presents a threat.

Milburn Button, Crestwood, KY said she uses Liquid Whale, six drops to a pint of real hot water. Foliar feeding also keeps foliage clean and crisp. She also uses Ra-Pid-Gro according to directions. Use a sprayer with a fine mist almost like fog. Leaves will get damp but not wet. If you get too much on the plant use a damp sponge to absorb surplus. Fluorescent lights won’t discolor wet leaves when foliar feeding with lights on. Plant dries in about ten minutes.

Lillian Gander, St. Louis, MO. said — A healthy mother leaf can be sprayed with 5 to 6 drops of Liquid Blue Whale added to a quart of warm water. This method is used every week with good success until time to separate the little plantlets. Foliar feeding is a fringe benefit and is the greatest health aid to house plants, cleanses foliage and increases humidity. She recommends 3 to 4 drops of Liquid Whale per quart of warm water on African violet plants two to three times a week to help foliage and promote bloom.

Laura Proqebin, Lake Hopatcono, NJ said — Once each week I fill my misting sprayer with a half strength solution of Peter’s 12-36-14 and foliar feed with this phosphate spray. Otherwise I mist regularly with plain warm water as need would indicate.

Lucille Rainsberger, Lambertville, MI said — Among the fertilizers being used for foliar feeding you will find Blue Whale, Sturdy, Atlas Fish Emulsion, Hyponex and many others. Foliar Feeding should not ordinarily spot the leaves of your plants. Fertilizer is applied with a fine mist sprayer. It should be quite warm when put into the sprayer. It cools to room temperature as it is used. If you spray when it is very humid, moisture can collect in the crowns of plants. It doesn’t evaporate quickly because of the humidity. This will surely mark the leaves. Try to spray at times of lower humidity and faster evaporation. If specific directions for leaf feeding are not given, use your fertilizer at about one-half strength of that applied to roots.

(See Page 55, FOLIAR FEEDING)



SHOW STOPPER by Granger Gardens

(Photo by Burton)

Lighting African Violets

Dr. Stuart Dunn
Plant Pathologist
University of New Hampshire
Durham, NH

(EDITOR'S NOTE: This is the second part of a two-part article dealing with lighting for plant growth or maintenance. Part two deals exclusively with lighting African violets. Part 1 was published in the January Magazine).

How well do the light requirements of the last question (answered in the January AV Magazine) fit African violets?

Very well for general growth and flowering. The light environment described is both practical and adequate, and has been used by growers for several years with very good results.

While African violets are listed as high-energy plants simply because they grow and flower better under these conditions than under the low-energy plant conditions, this does not mean that they cannot be grown under other light regimes.

What other light regimes can be used for African violets?

First of all, African violets are not sensitive to day length for flowering. They will flower under a wide range of day lengths from 12 hours to continuous lighting.

The 12 hour light period (photoperiod) per 24-hour day is a practical light period and if the light level is sufficient, plants will flower. Some growers use a 14 hour photoperiod just to be sure. If the light level is lower than 20 lamp watts per square foot, such as 15 lamp watts per square foot, African violets can make up for the lower light level if the photoperiod is extended to 16 hours.

At low light levels, flowering will be sparse to non-existent, foliage will lighten in color and yellow, petioles and stems become elongated.

For general growing, continuous (24 hours per day) lighting certainly has no practical advantage, and uses more electrical energy than necessary. However, continuous lighting is a means of forcing growth and flowering so that the period from seedling or cutting to flowering can be materially shortened.

It perhaps should be mentioned here that all fluorescent lamps depreciate in light output with burning time. The lower light output means a lower light level for your plants over an extended period of time. The effect of lower light output can be overcome by either gradually increasing the photoperiod as the lamp ages or by a regular schedule of lamp replacement. If new 40 watt lamps are operated on a 12-hour photoperiod, then the photoperiod could be increased to 14 hours after a year of burning time.

How often should fluorescent lamps be replaced?

There is no hard and fast rule for replacing lamps. Most 40 watt fluorescent lamps, including plant growth lamps, are rated at 20,000 hours of burning time. The rating is based on an average burning time when one half of the lamps have burned out. With a 12-hour photoperiod this is over 4½ years and nearly 3½ years with a 16-hour photoperiod.

A rule-of-thumb to maintain light output of lamps is to clean on a regular basis, and replace lamps at about 70% of rated life (14,000) hours. Such a replacement schedule also will reduce the number of lamp burn-outs in your lighting system.

Can too much fluorescent light be harmful to African violets similar to conditions in a sunny window?

Yes! The same principle applies to excessive levels or quantities of light from sunlight or from man-made light sources. Perhaps it is fortunate that it is costly and difficult to install an excessive level of light from 40-watt fluorescent lamps to cause plant damage. Increasing the distance from lamps to plants is effective in reducing light levels. The light level at 12 inches from lamps is about double that at 24 inches with 40 watt lamps.

Excessive light levels for too many hours can cause: loss of leaf color, loss of variegations of variegated leaves, older leaf petioles to bend away from light, petioles of new leaves to be shortened, and the growing center to become tight and hardened. Care must be taken in diagnosing these conditions because disease and pests can cause similar symptoms.

There is difficulty in defining what level of light is too high. Direct sunlight in summer is considered to be excessive but morning and evening sun in winter does not cause damage and enhances flowering. It seems that the effect of the level of light is very closely related to temperature. A combination of high light level and cool temperature may cause no damage but a combination of high light level and high temperature may be particularly adverse to violets. Research has not been done to establish the light and temperature limits involved.

Is there also a close relationship between temperature and light level for growth of African violets?

Yes, there is. Dr. F. W. Went working in his environmentally controlled laboratory (phytotron) back in 1957 found that temperature and light level were closely interrelated. Using a combination of warm white and incandescent lamps as the light source, he found that African violets grew best at 1000 footcandles (fc) (about 40 lamp watts per square foot) at 57° F. On the other hand, when the light level was 500 fc (about 20 lamp watts per square foot) the best growth was in the temperature range of 73° to 79° F.

Are there other relationships between temperature and light for violets that are unusual?

Yes, there is one relationship which sets Saintpaulia apart from most other common plant species. Again, Dr. Went in his environmental studies showed that this plant group flowers most abundantly when the temperature during the light period is about 60° F and the night period temperature is about 70° or slightly higher. With most other plants, the reverse is true. This relationship perhaps explains why African violet is an excellent houseplant but does not grow well when exposed to normal outdoor summer environments in this country.

This unusual light-temperature phenomenon offers some opportunities for experimentation by indoor light gardeners. For better growth, plants could receive their photoperiod during the natural cooler dark period and a black cloth could be draped over the plants during the warmer natural daylight period. This kind of environment also may improve growth and flowering of plants during summer months.

What is the most recent research on fluorescent light and growth of violets?

Dr. V. A. Helson conducted experiments with African violets at the Plant Research Institute Phytotron in Ottawa, Canada, using 'Pink Lady', 'Blue Boy', and 'Blue Warrior' plants.

In his first experiment, he used a 16 hour photoperiod and four different cool white plus incandescent light levels: 1000, 400, 200, and 100 fc. He found the best growth and flowering at 77° F to be between 200 and 400 fc (around 300 fc).

He next compared four different light sources: cool white, standard Gro-Lux, cool white plus incandescent, standard Gro-Lux plus incandescent.

Each of the Gro-Lux and cool white lamp systems had a light level of about 11 watts per square foot and the fluorescent plus incandescent supplied a level of 15 watts per square foot.

Helson's results are given in Table 4. His findings showed that plants flowered about two weeks earlier under Gro-Lux than under cool white, but plants under cool white eventually produced as many flowers as under Gro-Lux. Adding supplemental incandescent light delayed flowering by about two weeks in both the cool white and Gro-Lux treatments. He concluded that 15 W/ft of either type of fluorescent lamp was an adequate light level for good vegetative growth and flowering; that flowering was increased when emission from incandescent lamps was added at about one-third the fluorescent lamp wattage to either standard Gro-Lux or cool white; and that Gro-Lux lamps with incandescent produced more vegetative growth and flowering than cool white lamps with incandescent.

TABLE 4
GROWTH AND FLOWERING OF AFRICAN VIOLET PLANTS UNDER DIFFERENT LIGHT SOURCES
(Means of 8 replicate plants)

	Gro-Lux + incand.	Gro-Lux	Cool White + incand.	Cool White	± S.E.
Number of Leaves	40a	32b	32b	29b	2.9
Shoot fresh wt. gm.	103a	89a	60b	83a	8.2
Shoot dry wt. gm.	4.8a	4.3b	3.9b	4.0b	0.22
Shoot % water	95a	95a	93b	95a	0.5
Number of flowers	127a	90c	109b	97c	4.7

Means followed by the same letter do not differ significantly at the 5% level.

Helson's work suggests that the light from Gro-Lux Wide Spectrum should be effective in promoting growth and flowering because it emits the desirable far-red energy that formerly required the use of incandescent lamps. Both home and com-

mercial African violet growers have successfully used this lamp for several years. The Volkmann Brothers Greenhouses (Dallas, TX), African Violet Growing Guide, recommends use of Gro-Lux Wide Spectrum lamps at 10 watts per square foot for 12 hours per day.



Anyone

**'ROUND
LYON'S
PLANTS**

JOYFUL

GYPSY TRAIL



PINK
VIXEN



*ALWAYS
ENJOYS
THEM*

SUGAR BEAR





CALLING ALL
AFFILIATES
DO YOU
READ ME?

Helen Freie
Affiliate Chairman
4854 N. Cedar Ave.
El Monte, CA 91732



March is here and by way of a reminder all clubs with unpaid dues are now delinquent. Check with your treasurer. Are you safe? Or are you getting caught in the whirlpool of last minute things to do before Show Time? I for one am hoping you have your charters and have already received your AVSA Awards and are all ready with your plans for staging the most beautiful and successful show you have ever had. For all late DO-ERS, DO IT NOW, and give me time to get all of your requests fulfilled before convention. Time flies, as you well know. I must remind you again to enclose the name of your society with all correspondence and return unused rosettes, and, the unused green and blue cards also, as soon after your show as possible. These are the property of AVSA and if not awarded must be returned to AVSA through the Affiliate Chairman.

Last year many shows showed an improvement over the past years in the format of their schedules. Also the show scores were improved. The scores on the AVSA Collection plants far surpassed last year's scores. I am very proud of all of you for following the advice so many show people asked for. You can help me to brag louder and better next year at this time. This can be accomplished by reading and studying Ruth Carey's Handbook for Judges and Exhibitors. You cannot stage a "Prize Winning" show without the knowledge this book contains, so, if you do not have a Handbook order one immediately from Ruth G. Carey, 3900 Garden Drive, Knoxville, Tennessee 37918. The price? \$3.00. The information? Invaluable.

I am very disappointed that so few State and Council affiliates let me know who won the AVSA

Silver Sweepstakes Award. I know that this Award is always awarded and that it is a great injustice to the winner not to be recognized in this column. But, if I am not informed I cannot print what I do not know. So, please do let me know next year. Sorry, all of you winners. Resolve now, to let me know next time and also tell me if you like the bowls.

Please make sure I have your officer list before July 1st, because I must have everything ready to start my listing of Affiliates and Presidents for the November Magazine on July 1st. This is one thing that everyone looks forward to seeing in the November issue, and one of my biggest jobs, so your co-operation will be appreciated greatly by this affiliate chairman. Send your list of newly elected officers to me—not to the Editor!

I am looking forward to meeting all of you at the Convention in Atlanta the last week in April. So, look me up. I am very anxious to meet all of you in person. SEE YOU IN ATLANTA!

AVSA STANDARD SHOW AWARDS

AVSA Standard Show Awards, Commonly called the Green Rosette, is given to all Affiliates, once yearly from January 1 to December 31, if the show scores 90 or more points.

The fall show winners are:

Wisconsin Council of African Violet Clubs: Mrs. William J. Krogman, Sh. Chrm., 10/9-12/75; Theme: "Violets On Review".

Michigan State African Violet Society: Mrs. Violet Marshall, Sh. Chrm., 10/17-18/75; Theme: "Rainbow of Violets".

Ohio State African Violet Society: Mrs. James Haas, Sh. Chrm., 10/10-12/75; Theme: "Violets Americana".

AVSA SWEEPSTAKES AWARDS

The following societies have received the AVSA Sweepstakes Award presented to the exhibitor winning the most blue ribbons in the entire show—Horticulture and Design Divisions. All Regional, District, State and Council groups are eligible for this award once during the year from January 1st to December 31st.

Illinois AVS: Awarded to Mrs. Ray Schroeder, 217 Andrew Ave., Dwight, IL 40420.

Ohio State African Violet Society: Sweepstakes awarded to Betty Westfall, Troy, OH.

Rocky Mountain A.V. Council: Awarded to Mr. Wm. D. Stone, Englewood, CO.

No report from the rest of the eligible Societies.

NEW CLUBS

This month we welcome into affiliation these new clubs listed below with name and address of the president:

VIOLETS AFTER FIVE: Mrs. Mary McFarland, 5110 Sumrall Dr., Baton Rouge, LA 70814.

SUNDAY AFRICAN VIOLET MATINEE: Mrs. William Krogman, 1325 Parkway Dr., Brookfield, WI 53005.

THE BREVARD AFRICAN VIOLET SOCIETY: Mrs. J. B. Whitaker, 1490 Saturn St., Merritt Island, FL 32952

THE AFRICAN VIOLET SOCIETY OF PIONEER VALLEY: Mrs. Blanche Letendre, 49 Letendre Ave., Feeding Hills, MA 01030.

THE FIRST AFRICAN VIOLET SOCIETY OF KINGSVILLE: Mrs. Eloise Nash, 1515 Annette, Kingsville, TX 78363.

MAGIC KNIGHT AFRICAN VIOLET SOCIETY: Verda E. Barden, 433 North Dr., San Antonio, TX 78201.

MONTCO AFRICAN VIOLET CLUB: Mrs. Judy Biles, 6127 Crystal Forest, Conroe, TX 77301

VIOLET GROWERS OF ATLANTA: Ms. Mary Jane Butler, c/o Evergreen House, 2523 Lawrenceville Hwy., Decatur, GA 30033.

THE LONE STAR AFRICAN VIOLET COUNCIL: Sandy Leary, 438 Brady Ln., Austin, TX 78746.

VALLEY AFRICAN VIOLET SOCIETY: Mrs. Monique Merrifield, 2120 La Vista, McAllen, TX 78501.

CROSS YOUR I's . . .

and

DOT YOUR T's . . .

*Mrs. W. F. Anderson
360 Tulip Drive
St. Louis, MO 63119*

Thanks to persons who sent helpful suggestions concerning the conduct of meetings.

The term *viva voce*, which means that the vote will be oral, is pronounced *vy* (sounds like tie) - *veh vo - seh*. When a meeting is adjourned *sine die*, it is adjourned without appointing a day on which to assemble again. This term is pronounced *sy - neh dy - eh*.

As another suggestion, check committee references. The committee gives its - not their - report. When referring to a committee meeting say: "It" - not they - "met".

When writing show schedules or reports, remember to use the apostrophe to indicate the possessives so frequently omitted in terms such as judges' clerks, judges' comments, and other similar references.

Helpful notes to share with others through this column of reminders will be appreciated. Please send your suggestions.

(FOLIAR FEEDING, Continued from P. 48)

The late Carolyn K. Rector once said - Violet growers who have not tried out foliar feeding are really missing something. It used to be thought that plants could absorb nutrients only through the pores on the underside of the leaves but experiments with radioactive isotopes have shown that plants can absorb nutrients from both upper and undersides, also through stems and buds, either by day or by night, and that absorption begins as soon as the spray is applied. It was learned that the nutritional elements moved through the plants at the rate of an inch in five minutes. In some areas where soil and water are alkaline, many of the nutrient elements are locked out to plants, therefore application of fertilizer to the soil has little effect. In such cases foliar feeding produces better results. It really does wonders for small seedlings and newly divided or repotted plants and also for plants that come home from a show looking half dead, as they often do. If the tap water is hard (alkaline) better use distilled water. Have it quite warm and use a small mist sprayer. You don't need to drown them, just lay a fine mist over them. Small plants may be sprayed once every ten days but for older plants I find every two weeks is about right. Do not stop root feeding, though. I find root feeding once a month and spraying every two weeks is about right for my growing conditions.

Sandra Leary, Austin, TX said, in reference to foliar feeding - This is a method of fertilizing violets, usually used in addition to the regular fertilizing in the soil. A fertilizer beneficial to foliage (with nitrogen) such as Ra-Pid-Gro or 20-20-20 or fish emulsion is mixed in dilute form in a sprayer and sprayed on the plants directly. You must be careful not to do this and then subject the plants to light while they are still wet as you will get burn spots on the foliage. Foliar feeding is a very beneficial way to give your plants that extra boost and to promote healthy leaves. Foliar feeding should not be overdone; usually once or twice a month is sufficient.

Max Dekking, La Jolla, CA said: Episcias like foliar feeding with a few drops of Liquid Whale or Atlas Fish Emulsion to a quart of hot water twice weekly. Episcias are heavy feeders and foliar feeding is necessary to insure large, luscious leaves and many flowers. Misting should also be done to cleanse the leaf pores and stomata of dust particles and other impurities in the atmosphere. Misting water should be HOT, 100° F. or so—not just WARM like water used for ordinary watering and should be done with as fine a spray as possible. The reason for using HOT water is that as soon as

(See P. 66 FOLIAR FEEDING)

(Photo by Grower)



GYPSY MUSIC
by Fredette

LIZETA – Hybrid by Carol Kostulias - Grown by Russell Yerman, Rome, N.Y.

(Photo by Burton)



33 Years With African Violets

Mrs. Frank Shelby
R. R.#5 - Box 313
Muncie, IN 47302

In 1942 a friend gave me three African violet plants, a 'Blue Boy', a white one and a pink one. I started leaves from these and exchanged leaves with other growers. That was the beginning of my African violet addiction. Since then I have gone to African violet propagators or to shows and bought new starts. I now have 350 plants.

For many years they were raised in a north or east window. I once brought home a plant with nematodes and pitched it out. I have had crown rot and learned to water correctly — when the soil feels dry but the plants are not droopy. I water them from the bottom most of the time. I do not let them stand in water after they have soaked up enough moisture to feel wet on top. As we have a blower on the furnace, they will dry on top in the winter and are not always dry at the bottom, so once a month I water them from the top. I used to write the name of every one I fertilized on a piece of paper. Oh, what a chore with so many! Then reading in the African Violet Magazine about using 1/4 strength fertilizer in the water every time they were watered, I have done that for several years. What a saving of time and patience!

I just talked to a friend who said that the soil on the top of her pots was molding. She does not have enough air circulation. This is a condition that is more prevalent in the summer. A fan in the violet room will help but it should not blow directly on the plants. In the summer fresh air helps also.

My African violets are now under lights in the basement, using one warm white and one Gro-Lux tube in each fixture. The fixtures are placed 15 inches from the table to the tubes. I started with two Gro-Lux tubes and had some deformed centers. Then I put in one warm white and one Gro-Lux and the plants grew with normal centers. There was one bad infestation of Pritchard mealy bugs but Cygon 2E took care of that. Now, to be sure, new plants are always soaked in Cygon solution (1 teaspoon to a gallon).

I start new plants in vermiculite — always cutting the stem on a slant and 1/2 inch to an inch long. The plantlets seem to start more quickly if the leaves are planted in January or February. I water the leaves with 1/4 strength fertilizer when I water my plants. When the plantlets are about 2 inches tall, they are transplanted in Baccto African

Violet Soil. Sometimes, they are placed in the kitchen window over the sink, where they get a lot of humidity, but they grow more quickly under the lights. As in raising all plants under lights, the small plants grow a little sturdier if placed closer to the lights.

Humidity is very important. Too much will cause mildew but not enough causes buds to dry and fall off. As our basement is damp most of the time, humidity does not cause me a problem but I place buckets of water between the tables in real dry weather.

I just put some of the old violets in clay pots. These had long necks but I wanted to save them and plastic pots are getting scarce. Take the soil off the bottom an inch and push the plant down in the pot; then cover the neck with new soil. This seems to give them a new start. To keep the leaves from touching the clay pot, I cut the center out of one pound plastic coffee lids and slip up from the bottom and over the rim.

Failure to receive magazine is to be reported to the AVSA office, P. O. Box 1326, Knoxville, Tenn. 37901. NOT TO THE EDITOR.

AVSA BOOSTER FUND

Mrs. Lucile Plaster, Chairman
8304 Suffolk Dr.
Shreveport, LA 71108

PURPOSE: For members who wish to contribute more than just dues to AVSA activities. This fund goes into the general treasury and through this fund AVSA supports extra projects for the benefit of AVSA members. Thanks so much for your contributions. AVSA appreciates them.

Contributions from
October 1 to November 17, 1975

Crosstown African Violet Club, Madison, WI	\$10.00
Northern California Council of African Violet Societies, San Francisco, CA	25.00
Los Angeles AVS, Los Angeles, CA	10.00
Wausau African Violet, Wausau, WI	5.00
AVS of South Bay, Cupertino, CA	5.00
Nightshade AVC, St. Louis, MO	10.00
Old Dominion AVS of Northern VA	5.00
Bay State AVS of Belchertown, MA	
In memory of deceased members	25.00
Ventura County AVS of Ventura, CA	25.00



Conservatory

African Violet Society of America, Inc. 30th Annual Convention

MONDAY, APRIL 26, 1976

7:30 pm to 9:00 pm Registration Marble Foyer
Mrs. Nelson J. Haskell, Huntsville, AL, Registration Chairman

TUESDAY, APRIL 27, 1976

8:00 am to 9:30 am Registration Marble Foyer
4:00 pm to 9:00 pm Registration Marble Foyer
9:30 am to 5:00 pm Tour – Calloway Gardens Assemble 9:15 a.m.,
Garden Entrance, Lobby
6:15 pm to 11:00 pm Tour – The Midnight Sun Dinner Theatre Assemble 6:00 pm,
Garden Entrance, Lobby
8:00 pm to adjournment Board of Directors Meeting Texas Suite

WEDNESDAY, APRIL 28, 1976

7:30 am to 9:30 pm Registration Marble Foyer
2:00 pm to 9:00 pm Registration Marble Foyer
8:00 am to 10:00 pm Hospitality Room open on Wednesday, Thursday Alabama Suite
and Friday
Refreshments will be served on Wednesday, 3:30 pm to 4:30 pm
7:45 am to 8:00 am Judging School Registration Georgia Suite
8:00 am to 12 noon Judging School, Mrs. Frank Tinari, Huntingdon Valley, PA . Georgia Suite
2:00 pm to 3:30 pm Judging School Examination Georgia Suite
9:30 am to 5:00 pm Tour – Calloway Gardens Assemble 9:15 am
Garden Entrance, Lobby
9:30 am to 4:00 pm Tour – Southern Heritage Assemble 9:15 am
Garden Entrance, Lobby
6:15 pm to 11:00 pm Tour – The Midnight Sun Dinner Theatre Assemble 6:00 pm
Garden Entrance, Lobby
9:00 am to adjournment Board of Directors Meeting Texas Suite
10:00 am to 10:00 pm Commercial Sales Room open Crystal Lounge
2:00 pm to 9:00 pm Entries accepted for Convention Show, Amateur Marble Foyer
and Commercial Divisions

THEME: "OUR AMERICAN HERITAGE"
ATLANTA, GEORGIA
SHERATON-BILTMORE HOTEL
APRIL 29 - 30, May 1, 1976



Log Cabin

8:00 pm to 10:00 pm Social Hours Seminar Theatre
 Mrs. Russell L. Yawger, Clearwater, FL, Hospitality Chairman
 "Slides of Boston Convention" shown by Mr. Gus Becker, Beaumont,
 TX and Mr. Frank Burton of Old Saybrook, CN. at 8:00 pm and repeated
 at 9:00 pm.

THURSDAY, APRIL 29, 1976

7:00 am to 9:00 am Breakfast Bar

7:30 am to 9:15 am Teachers' Workshop and Continental Breakfast Carolinas Room
 (Teachers ONLY)
 Mrs. James B. Carey, Shows and Judges Committee Chairman,
 Knoxville, TN

8:00 am to 10:00 am Entries accepted for Convention Show, Marble Foyer
 Amateur and Commercial Divisions

8:00 am to 4:30 pm Registration Marble Foyer

9:00 am to 5:00 pm Commercial Sales Room open Crystal Lounge

9:00 pm to midnight Commercial Sales Room open Crystal Lounge

8:00 am to 9:00 am Workshop: Seminar Theatre
 "Writing About African Violets" Mrs. Roy Lockhart, Birmingham, AL,
 with Mrs. A. W. Eichelberger, Birmingham, AL, Mrs. Charles Hawley, Pain-
 esville, OH, Mrs. E. M. Lewis, Huntsville, AL, Mrs. Grace Foote, Port
 Arthur, TX, and Mr. Edward Bradford, Woodhaven, NY

9:30 am to 10:30 am Workshop: Texas Suite
 "This Is The Way We Grow Our Violets In Dixie" Mrs. C. R. Ballard,
 Montgomery, AL, with Mrs. Percy J. Broussard, Port Arthur, TX, Mrs.
 Ralph Reed, Camden, AR, and Mrs. Morris Ridblatt, Memphis, TN

11:00 am to 12 noon Workshop Louisiana-Mississippi Suites
 "Ingredients for a Viable Affiliate" Mrs. L. F. Lidiak, Austin, TX, with
 Mrs. Jeff Fuller, Montgomery, AL, Mr. Jerome Brown, Baton Rouge, LA,
 and Mrs. E. T. Bartholomew, Port Hueneme, CA

9:00 am to 5:00 pm Tour - Gone With The Wind Assemble 8:45 am
 Garden Entrance, Lobby

9:00 am to 12:30 pm Tour - See the City Assemble 8:45 am
 Garden Entrance, Lobby

1:00 pm to 5:00 pm Tour - Stone Mountain Park Assemble 12:45 pm
 Garden Entrance, Lobby

1:00 pm to 2:00 pm Judges' and Clerks' Instruction East - Seminar Complex

2:00 pm to 4:30 pm Merit Judging - 1st group of judges Georgian Ballroom

- 4:30 pm to 8:30 pm Judging for Special Awards — 2nd group of judges Georgian Ballroom
- 5:30 pm to 6:30 pm Get Acquainted Reception and Happy Hour Sheraton Hall Corridor
Hat Contest
- 6:30 pm to 9:00 pm Convention Convenes — Dinner Meeting Sheraton Hall A and B
Presiding: Mrs. E. A. Nelson, St. Louis, MO, AVSA 1st Vice President
Prayer for Our Country, read by Mrs. Charles S. Hawley, Painesville, OH
Pledge of Allegiance, led by Mr. Frank Tinari, Huntingdon Valley, PA
Star Spangled Banner, sung by Mrs. Lois Giles, Shipperville, PA
Presentation of AVSA President, Miss Edith V. Peterson, San
Francisco, CA
Official Welcome to Atlanta
Response: Miss Edith V. Peterson, San Francisco, CA, AVSA President
Introduction of Convention Chairmen: Mrs. J. A. W. Richardson, Tavares,
FL, Chairman, Mrs. R. M. Pyle, Jr., Pensacola, FL, Vice Chairman
“The Secret Life of the Saintpaulia” Dr. Richard Craig, Associate Pro-
fessor of Plant Breeding, Pennsylvania State University, University Park,
PA
God Bless America, led by Mrs. Lois Giles, Shipperville, PA
- 9:00 pm to midnight Convention Show open Georgian Ballroom
Amateur and Commercial Divisions. Registered Convention Members only

FRIDAY, APRIL 30, 1976

- 7:00 am to 9:00 am Breakfast Bar
- 7:30 am to 9:15 am Judges and Exhibitors Workshop and Continental Breakfast . Empire Suite
(ANY interested violet grower) Mrs. James B. Carey, Knoxville, TN, Shows
and Judges Committee Chairman, with Mrs. Harold Rienhardt, Syracuse,
NY
- 8:00 am to 12 noon Commercial Members Workshop and Louisiana-Mississippi Suites
Breakfast
- 8:00 am to 4:30 pm Registration Marble Foyer
- 9:00 am to 5:00 pm Show Room open to Registered Convention Georgian Ballroom
Members Only
- 9:30 pm to midnight Show Room open to Registered Convention Georgian Ballroom
Members Only
- 9:00 am to 9:00 pm Commercial Sales Room open Crystal Lounge
- 10:00 am to 11:30 am Workshop Seminar Theatre
“Running the Blooming Show” Mrs. Miriam Butcher, Rockville Center,
NY, AIP Certified Professional Parliamentarian
- 9:00 am to 12 noon Tour — See the City Assemble 8:45 am
Garden Entrance, Lobby
- 12:30 pm to 3:00 pm Luncheon Meeting Sheraton Hall A and B
Presiding: Mrs. Marvin Garner, North Canton, OH, AVSA 2nd Vice Pres-
ident
Invocation: Mrs. James Merrell, Oconomowoc, WI
“New Introductions” Mrs. Duane Champion, Clay, NY
“Awards for 1976” Mrs. R. A. Chase, Redwood City, CA, Awards Chair-
man

3:30 pm to 4:30 pm	Parliamentarian available for conference Information desk, Lobby Mrs. Thomas J. Edmundson, Ft. Lauderdale, FL
3:30 pm to 5:00 pm	Workshop Louisiana-Mississippi Suites "Spread the Word: Starting and Publishing an Affiliate Newsletter" Mr. Edward Bradford, Affiliate Publications Committee Chairman, with Mrs. E. T. Bartholomew, Port Hueneme, CA, and Mrs. Charles S. Hawley, Painesville, OH
5:30 pm to 6:30 pm	President's Reception and Happy Hour Sheraton Hall Corridor
6:00 pm to 6:30 pm	Reception Line Entrance Sheraton Hall
6:30 pm to 9:30 pm	Banquet Meeting Sheraton Hall A and B Presiding: Miss Edith V. Peterson, San Francisco, CA, AVSA President Invocation: Mr. Harvey L. Stone, Marblehead, MA Introductions of: Past Presidents, Honorary Life Members, Life Members and Past Bronze Medal Winners Roll Call of States. Piano Accompaniment, Mrs. Hans Hjort, El Cajon, CA "A Night of Nostalgia" Mrs. Frank Tinari, Huntingdon Valley, PA "A Look to the Future" Mr. Frank Tinari, Huntingdon Valley, PA "Birth of Dixie AVS" Mrs. Frank Huebscher, Panama City, FL "AVSA Awards" Mrs. R. A. Chase, Redwood City, CA, Awards Chairman Introduction of 1977 Convention Chairman, Mrs. Daniel Dohm, Jr., St. Louis, MO "Invitation to St. Louis Convention" Mrs. Daniel Dohm, Jr., St. Louis, MO Happy Birthday dear AVSA, Happy Birthday dear Dixie, Happy Birthday dear USA, Happy Birthday to you, led by Mrs. Lois Giles, Shipperville, PA
12 midnight to 1:00 am	Committee available to check out entries Georgian Ballroom

SATURDAY, MAY 1, 1976

7:00 am to 9:00 am	Breakfast Bar
8:00 am to 10:00 am	Committee available to check out entries Georgian Ballroom All storerooms and exhibit rooms must be cleared by 12 noon
9:00 am to 11:00 am	Morning Meeting Sheraton Hall A and B Presiding: Mrs. Wm. J. Krogman, Brookfield, WI, AVSA 3rd Vice President Invocation: Mrs. Sidney Bogin, Long Beach, NY "Judging Gesneriads" Dr. R. B. Channell, Knoxville, TN Annual Business Meeting Presiding: Miss Edith V. Peterson, San Francisco, CA, AVSA President Election of Officers Installation of Officers: Mrs. James B. Carey, Knoxville, TN
11:00 am to adjournment	Board of Directors Meeting Texas Suite

ADDITIONAL AWARDS

Rienhardt's African Violets of Syracuse, NY has announced additional awards to be awarded at the Atlanta convention show.

A trophy is to be awarded for 'Lyndy Lou' in the Amateur show in designated plant awards and an additional cash award will be made in the commercial division in Classes 1 & 2 under Section II, commercial display table, for 'Lyndy Lou'.

Bermas Plastics is offering a \$25 cash award at the Atlanta convention show for the best single pink grown in an aquamatic planter.

Bergen County AVS is offering a \$10 cash award for the best "Bergen Strawberry Sherbert".

Two other awards include two \$10 and one \$5 cash prizes by the Rocky Mountain AV Council and a \$10 cash award by the AVC of Trenton, NY.



MRS. E. A. NELSON
... for president



MRS. MARVIN GARNER
... for 1st vice pres.



MRS. W. J. KROGMAN
... for 2nd vice pres.




HARVEY L. STONE
... for 3rd vice pres.




FLORENCE M. GARRITY
... for treasurer




MRS. ROBT. HAMILTON
... for secretary



W. M. PLASTER
... for director



LLOYD McARTHUR
... for director



L. E. GRISSOM
... for director



MRS. A. F. BOLAND
... for director



MRS. ROSS LAHR
... for director

“Who’s Who” — among AVSA nominees

Mrs. Harold Rienhardt, a past AVSA president and chairman of the nominating committee, will present the slate of 1976-77 officers to the annual AVSA convention in Atlanta, GA, Saturday, May 1.

The slate will include the following:

Mrs. Edward A. (Melva) Nelson St. Louis, MO for election as president. Mrs. Nelson is well known for her services to AVSA in the offices of vice president and secretary. She was general chairman of the 1968 St. Louis convention. She is an AVSA Life Member, lifetime judge and judging

school teacher.

For the past several years she has volunteered her services as Advertising Manager for the African Violet Magazine and has handled the AVSA Magazine Mart.

Local activities include past president and member of the advisory board of Metropolitan St. Louis AVS and chairman of the ways and means booth at the annual violet show for many years.

She is active in St. Louis Judges' Council, a member of Amethyst AVC, and Illinois AVS. As an active federated garden club member, she is a frequent guest speaker on violet topics. In addition

to violet and garden club activities, she still finds time for active participation in the women's association at her church.

Mrs. Marvin E. (Gene) Garner, North Canton, OH for election as first vice president.

Mrs. Garner has served AVSA in the offices of vice president, director, past Booster Fund chairman, on Membership and Promotion committee and presently is Library Chairman.

She is a past president of both the AVS of Canton and Ohio State AVS; past board member and officer of the Canton Garden Center and has served as show chairman for the Center. Mrs. Garner is a garden club past president and has given many programs on violets and terrariums to area garden clubs. She is also active in altar guild work at church.

Mrs. Garner is an AVSA judge, Ohio Judges' Council member, AGGS member and an AVSA Life Member.

Mrs. Wm. J. (Adeline) Krogman, Brookfield, WI for election as second vice president.

Mrs. Krogman is an AVSA commercial member, lifetime judge, judging school teacher, and presently is an assistant to Shows & Judges Chairman, Mrs. Carey, responsible for registering judging schools.

She has served AVSA in the offices of vice president, secretary, director, past Membership and Promotion chairman, 1970 Milwaukee convention chairman, and on numerous committees.

Mrs. Krogman has written many interesting articles for the African Violet Magazine. She has presented many programs and judged shows in the Wisconsin, Illinois and Indiana area as well as convention shows. She is a past president of the Wisconsin Council AVC and several local clubs. She was the recipient of the Ruth Carey award for affiliate leadership in 1971.

Harvey L. Stone of Marblehead, MA, for election as third vice-president.

Mr. Stone has been an AVSA member for 15 years, an AVSA judge for 10 years. A member of North Shore AVS and Bay State AVS. Served as Secretary and Variety Registrar of the now defunct New England Gladiolus Society, first Secretary of Bay State Judges' Council.

He is currently retired after 30 years in Air Traffic Control. He and his wife own and operate Harbor Town Flowers in Marblehead.

Mr. Stone is an amateur photographer; has served as an AVSA Director and as a member of the Library Committee.

Miss Florence M. Garrity, Rosalindale, MA for re-election as treasurer.

Miss Garrity has served AVSA as treasurer, director, 1975 Boston convention chairman and an active participant on the Membership and Promotion committee. She is a foreign teller with the First National Bank of Boston.

She is an AVSA Life Member, founder and past president of Trimount AVS, member of NY, Nutmeg, RI state societies as well as Bay State AVS serving a long term as its membership secretary.

Miss Garrity is active in civic organizations in the Boston area. She is a director of the MA Horticultural Society and has been responsible for an AVSA horticulture exhibit at the society's spring show since 1970.

Mrs. Lizeta Tenney Hamilton, Hightstown, NJ for re-election as secretary.

Mrs. Hamilton is an AVSA Life Member, lifetime judge and busy judging school teacher who has taught at convention and in many areas of the country. She has served AVSA as secretary, director, and past affiliate chairman.

She is a past president of the NJ Council of AV Judges and at present is editing the Judges' Journal. She is a member of NJ Council of AVC and NYSAVS.

Mrs. Hamilton is an avid grower and an exhibitor with many ribbons to her credit who is always willing and anxious to help others. She is a top notch AVSA booster.

W. M. (Bill) Plaster, Shreveport, LA, for election as director.

Mr. Plaster grew up in Oklahoma, graduated from Oklahoma University with a Bachelor of Science degree in Geology. Spent several years as a geologist exploring for oil and gas for various oil firms. Active for over 25 years as a consulting geologist in the Shreveport area. Longtime member of both the American Association of Petroleum Geologists and Shreveport Geological Society.

He has always been interested in plants and flowers; has belonged to the American Camellia Society and to the Men's Camellia Club of Shreveport since 1956. Much of his leisure time is spent working with his collection of camellias.

He is married to Lucile Plaster, AVSA judge and teacher; has enjoyed working with her in caring for her African violets.

Lloyd Lyn McArthur of Atlanta, GA, for election as director.

Mr. McArthur is an AVSA judge, member of Dixie AVS, The AV Club of Greater Atlanta. Also a member of the American Gloxinia and Gesneriad Society, Epiphyllum Society of America, Royal Horticultural Society and the Bromeliad Club of Atlanta. He is Tour Chairman for the AVSA 1976 Convention.

His plant collection includes 200 mature violets, many species, 50 other gesneriads, begonias, ferns, bromeliads and epiphyllums.

He is presently employed by Fortune's 500 as a Customer Financial Services Manager.

Lawrence B. Grissom of Beaverton, OR, for election as director.

He has been an AVSA judge for 5 years. A member of both the Seattle, WA and Portland, OR Violet Clubs, a member of Pacific Northwest Judges' Council.

He served 20 years in the U. S. Army and is now employed by the U. S. Forest Service.

Mr. Grissom and his wife are amateur growers of African violets. They have about 500 plants representing over 200 varieties. They grow under lights, with the violets occupying their entire family room.

Mrs. Arthur F. (Mary) Boland of Alexandria, VA, for election as director.

Mrs. Boland has been an amateur grower of African violets for 21 years. A member of AVSA since 1960 and a life member since 1969. She became an AVSA judge in 1964 and is now a lifetime judge and teacher.

Mary is well known for her talks on Artistic Design and Arrangements, having won many awards in this field. She is a charter member of Potomac Council of African Violet Judges and immediate Past President. A charter member, Past President and now Honorary Life Member of Old Dominion AVS.

She attended her first convention in Baltimore and now looks forward to her yearly convention vacation. Other hobbies are collecting antiques and raising poodles.

Mrs. Ross V. (Emma) Lahr of Littleton, CO, for election as director.

Mrs. Lahr is no stranger to most of you, especially if you have attended recent AVSA conventions. She has been Convention Program Chairman for five years.

She has been an AVSA member for 20 years, an AVSA judge for 10. Was Chairman of the Best Varieties Committee for four years. She is also an accredited National Council judge, an American Gloxinia and Gesneriad Society judge and teacher, and has given many programs for garden clubs, violet clubs, botany classes, etc.

HAT CONTEST IN ATLANTA

Conventions are for fun, aren't they? Soooo, let's have some fun during the happy hour on the Thursday of the Atlanta convention. There will be a contest for the best hat depicting the theme,

"OUR AMERICAN HERITAGE." A man and a woman will each receive a prize for the best hat. Ladies who do not wish to disturb their hairdo may put the hat on a wig dummy or stick but must wear it for the presentation if they receive a prize. This should be fun — so join in — get in the spirit of it!

NOTICE

Most Convention Chairmen will be at the Sheraton-Biltmore Hotel beginning April 26th. All mail intended for them respecting the Atlanta convention should be sent to them at the hotel (817 West Peachtree St., N.E., Atlanta, GA 30383).

Registration Chairman Mrs. Nelson J. Haskell will not be at home beginning April 26th. Until then, please address her at 10038 Torino Drive SE, Huntsville, AL 35803 (not 35802).

Mail that is to reach Mrs. Haskell after April 26th should be sent to her at Sheraton-Biltmore Hotel, 817 West Peachtree Street, NE, Atlanta, GA 30383.

Please send all mail addressed to chairmen % Mrs. J.A.W. Richardson, marked "Hold Until Arrival".

LIFE MEMBERS

Two more African violet growers are to be listed as Life Members of the African Violet Society of America, Inc. They are Gloria Goetzke, 5740 Sander Drive, Minneapolis, MN 55417, and Linda A. Neumann, 11620 Mapleridge Drive, North Royalton, OH 44133.

A welcome to you both into this ever-growing group of the world's largest plant society.

IN MEMORIAM

We were sorry to hear of the death of Mrs. Gladys Warner. She was a charter member and Honorary Life Member of the AVS of Rochester, a charter member of the New York State AVS as well as a member of AVSA. She had worked with the Rochester society for over 30 years and was most active recently as chairman of the ways and means committee. She is survived by her husband, Samuel H. Warner, who is also a charter member and Honorary Life Member of the Rochester society, a charter member of the New York State AVS and member of the AVSA.

Order now for early spring delivery—

FRESH CUT A. V. LEAVES—Our best selection of choice **OLD** and the **NEWEST** . . . contains Granger Garden's latest.

FIFTEEN carefully packed, labeled, first class mail, prepaid \$5.50

The Violet Window

896 Terra Alta N.E.

Warren, Ohio 44483

A stamp, please for our listings.

Eenie, Meenie, Minie, Moe. Which Violets Will Stay? Which Will Go?

*By Jerome E. Brown
Baton Rouge, LA*

Everyone is coming to Atlanta for the AVSA convention and everyone is going to bring African Violets to show. But unless you have a car stretcher, you—like most of us—are going to have to limit the number of entries you can bring. And have you decided which of your lovely favorites will stay at home and which will go?

I assume that each of you has been preparing for the Convention for many months by growing many beautiful violets and by collecting a large selection of large boxes and packing. Maybe you have even checked out how many boxes you can fit into the back seat of your car.

In choosing which plants you will take to Atlanta, pretend that you are the judge. Check the Judges' Handbook for the proper scale of points for your entry. Rate standard plants, miniatures and semiminiatures by the standard scale of points: Symmetry, 30 points; floriferousness, 25 points; condition, 20 points; size of blossoms, 15 points; and color of blossoms, 10 points. Trailers, plants in unusual containers, new introductions, etc., each has its own scale of points. If you are truly objective in examining your plants, your ratings should be within three points of any other judge's and the plants you rate highest are the ones you should enter.

But with a plus or minus three points range, you will probably still have more entries than you can transport, so you will have to make some more choices. So let's prepare the plants for showing and judge them again.

Check miniatures and semiminiatures for size and if too large, bring them down to the 6 inches and 8 inches required respectively by removing bottom leaves.

Check each plant for suckers. If you wonder whether you are looking at a sucker or the start of a new bloom stem, remove it! Those two more leaves could develop before judging and your plant will be disqualified or not given an award. If you remove a bloom stem at this early stage, you will have lost it for only a couple of weeks. It'll be back.

Experienced growers know that condition is the one judging factor that can be improved at this late date. At the first African Violet Show I judged 7 years ago, the growers tried to get maximum

sized plants. Many of them left old yellowed leaves on their plants to achieve size and were penalized for poor condition. If the plant is properly potted, you should be able to remove the yellowed bottom leaves and improve the rating. This will reduce the size of the plant, but size is used in judging African violets only when two plants of exactly equal quality are competing for an award.

Removal of damaged leaves is a more questionable practice. A plant is penalized one point under condition for each damaged leaf. But it is also penalized at least one point for each void under symmetry. So, if removal of a slightly damaged leaf detracts from the symmetry, leave it on. Maybe a panel of lenient judges will decide to assess only one-half point for slight damage to the leaf.

I have yet to meet a judge who accepts dead blooms or dirt on a plant. Use sharp scissors to snip off all faded or fading blossoms. If a bloom stem is down to one or two blossoms, remove the entire stem. And be sure to take your scissors to Atlanta with you so you can repeat this process before entering your plants. Some blossoms are sure to fade on the trip.

There are several methods of cleaning plants. I prefer to use a soft camel hair brush about one inch wide to gently remove all dust and dirt from each leaf and petiole. Don't use a stiff brush — it will scratch and mark the leaves. One of the best growers I know washes her foliage with a gently spray of warm water before taking them to a show. She tests the temperature just as she would check a baby's bottle, by spraying it on the inside of her wrist. She then holds her plant at an angle and sprays a gentle stream down through the leaves without getting any water into the soil or the center of the plant. She lets the plants dry in the dark to avoid burning the leaves if the water has formed a lens-like drop on them. Regardless of your cleaning technique, take a soft brush to Atlanta with you for a last minute clean-up.

When you have all of your plants prepared, judge them again. Still can't choose? Maybe these observations can help:

Plants with ruffled foliage are harder to judge than plants with flat tailored leaves.

Does one plant have more buds showing color

than another? Remember that judging will be on April 29, and try to pick the plant that will be best on that day.

Has one plant been in bloom a long time? Some varieties have their largest blossoms at their first blooming after disbudding and the blossoms get progressively smaller with successive bloomings. Some weeks after first blooming these plants will lose points on size of blossoms. Our own best-in-show in early March was still full of bloom in late April but barely rated blue ribbon because of its smaller than usual blossoms.

Still too many plants? Well, consider that double blossoms do not fall as easily as singles and therefore travel better. But if you have a single that holds its blossoms well, it will probably have less competition than a double.

Still can't choose? Maybe a violet could go between two of you on the front seat, or that cooler could be moved to the trunk to make room for one or two more beautiful plants.

African violets are not really good travelers. They like fresh air, bright light, a limited temperature range and gentle handling. They need to be carried in the car with you where you can control the temperature and can check frequently to be sure they aren't cooking in the strong sunlight. They cannot be carried in the trunk or on the back window ledge. If you must stop overnight, take your violets to your room with you unless you are positive the overnight temperature will be between 55° and 70°. If it's cold in the morning, warm up the car before putting your plants into it.

Pack each violet into a covered, ventilated box with at least one inch of clearance on each side and the top. Use a cardboard spacer cut to fit the box to hold each pot firmly in the center of the box. Then raise the leaves slightly, about an inch, and stuff lightly crumpled tissue paper or discarded dry cleaners plastic bags under the leaves all of the way around for travel support. Some growers use their wire or plastic leaf supports instead of tissue, but they risk a bruised leaf if they hit a rough place in the road. Tissue or crumpled thin plastic sheet will yield when a leaf flies up and falls back on it. Please be sure that your boxes are carefully packed in the car. An overturned box will ruin many months of careful care.

Don't saturate your plants in preparation for travel. Give them the normal watering, but take your filled water bottle with you for last minute watering in Atlanta if needed.

Be sure to take your scissors, soft brush, water bottle and preformed aluminum foil pot covers with you. But most important... of all—

COME TO ATLANTA AND BRING LOTS OF PLANTS FOR THE SHOW'

SUCH THINGS DO HAPPEN!

Lloyd McArthur's under the impression that Atlanta is in Georgia but sure 'nuff in the November magazine, he found himself listed among the Florida judges. In fact Georgia was not even mentioned among the states.

"I had particularly looked forward to having Georgia represented in the list of judges," he wrote. "But the November magazine lists me as a judge under Florida. Atlanta IS in Georgia!"

But, at least, Mr. McArthur's name did get listed. Here are three, which were omitted:

Mrs. Edward M. Willets, 6115A Pershing Ave., St. Louis, MO 63112

Mrs. A. V. Dye, 3385 Valley Square Lane, San Jose, CA 95117

Mrs. Brian M. Dickerson, 6105 Willard, Shreveport, LA 71106

William D. Stone, 12068 Amherst Pl., Denver, CO is a judge and his wife is also a judge. Mrs. Stone took the judges school and exam under Cordelia Rienhardt and Mr. Stone received his certificate last June at the school with Emma Lahr as instructor.

Here are two other names which should have been on the list of judges: Mrs. Carolyn Wright, 6615 Summer Ave., Albuquerque, NM 87110 and Mrs. Walter L. Wink, W214 N5380 Adamdale, Menomonee. WI 53051

The name of Mary Pritchett, 3763 Spearman Drive, Birmingham, AL 35216 was omitted from the AVSA Judges and Teachers List printed in the November Magazine.

(FOLIAR FEEDING, Cont. from P. 55)

the fine spray hits the air it cools off by 10°F to 15°F. If the misting water is too cool when it hits the leaf the sudden shock will cause the stomata to partly close and photosynthesis and respiration will slow down. If the misting water is much cooler than the leaf temperature, spotting on the leaves will occur.

Lu Hale of Friendly Gardeners in Lake Oswego, OR once recommended: The method we like best is that of adding not more than a drop or two of Liquid Whale to a cup of hot water for all foliar feeding and leaf cleaning operations. This solution will not harm the delicate blossoms or the crown of the plant and will actively vitalize it.

(To be Concluded in June Magazine)

Send your list of favorite violets to Mrs. M. G. Gonzales, Best Varieties Editor, 200 Doris Ave., San Jose, Ca. 95127.

Question Box



By Anne Tinari, Tinari Greenhouses
2325 Valley Road, Huntingdon Valley, Pa. 19006

Dear Readers:

As we prepare to attend our 30th Annual Convention in Atlanta, GA let me remind you of the many benefits of being a member of our No. 1 plant society.

This is a great opportunity for you to celebrate this occasion by putting your best plant forward to enter the show. Compete for these coveted blue ribbons and other awards. The show will be better if **YOU PARTICIPATE**.

Dear Anne:

Q. Why do my buds fall after they are already formed?

A. When buds fall prematurely it is usually due to insufficient light, low humidity and beware of extremely high or low room temperature. Gas or paint fumes or overfertilization can also be an underlying cause.

Q. Can you help me figure out what I did wrong, Anne? When I pulled the shades on this cold morning and looked at my African violets, I was shocked to see that most of the blossoms (they had been loaded with bloom) had turned brown overnight.

I have been noticing a few red spiders this fall, so last night when I gave my plants their usual monthly bath to wash away the accumulation of desert dust (my home is in Nevada), I decided to give them a treatment at the same time with an insecticide spray which I have used for months without harm. I sprayed them after their bath, while they were still wet.

Is it somehow harmful to use an insecticide while the plants are wet? Or perhaps the fact that it is now winter — although the plants are not near the window, and they are accustomed to cool temperatures at night. All my newer younger plants were affected, my plainer old plants had little trouble. I can see no damage to foliage, and the buds are unhurt.

A. I can certainly sympathize with the feeling of frustration when this occurs. I'm afraid you guessed the answer to your problem. After the first severe cold night in our area I can almost depend on a flood of phone calls the following morning from those who encounter this common

problem when temperatures fall severely and plants remain wet. The result is disastrous. We find it wise to use any insecticide only when room temperatures are close to 70 degrees.

If your foliage is still in good form, be thankful. With care and patience your plants will bloom again. I know you have experienced a bitter lesson that is difficult for one who loves violets.

Q. Guess what has happened to my 'Baby Dear'. It has Siamese leaves! The petioles are fused and while both leaves share a common V-shaped base, there are two distinct midribs. Here's a very primitive sketch.

I'd like to know if this is a rare occurrence and if a genetic mutation is the cause. Also, could this trait appear in plants propagated from this leaf, any of the other leaves or by cross pollination?

A. This is a rather rare occurrence and is a genetic mutation. Any plants that appear with foliage

that is not consistent or other traits which do not follow a pattern of the parent plant are usually considered mutations. I have seen this happen on many varieties, only on a leaf or two as you state, and when propagated usually turns out to be a single blade leaf.



Q. Being a new member and still in high school I would like to do my science project this spring on violets but what can I tell about violets that is different and also interesting?

A. You couldn't pick a better subject. Begin with the premise this intriguing plant must absorb raw material from soil and air, transfer this material into the plant, manufacture food, a process known as assimilation by which foods are transformed into living material. Another important process it undergoes is respiration, a breaking down of substance in the cells that provide energy for the work of the plant to take in oxygen and give off carbon dioxide.

A plant can easily be compared to the human

body with its various organs to perform activities essential to its well being. The roots of the plant act as the absorbing and anchoring organs. Transpiration is the escape of water vapor. The stems are conducting and supporting organs, the flowers are essential as reproductive organs. All of these organs are composed of cells that compel physical and chemical changes of the living plant to thrive on.

This is only a hint. Go to your library and discover the wonderful world of plant study. In science projects the object is to prove something, thus you could pick one of many facets of experiments such as hybridizing, plants grown from cuttings, etc. Study your magazine and get involved and I'm sure you will be successful.

Q. In the Question Box of Nov. Vol 28, someone asked you if you could tell them the difference between a rooted cutting, a rooted leaf and a leaf cutting. In my opinion there is a difference. A sprout that develops on a plant, (usually at soil level), if left to grow, can be cut off and rooted. This is a rooted cutting.

A friend gave me two such cuttings and I put them in a dish with a little water and a few days they were well rooted and bloomed in a month. It gives a normal plant. I try to keep all the new growth cut or pinched off my plants but this is a good and fast way to get a full grown plant in a short time.

A. I do appreciate your opinion on this question. However, my answer was directed, I believe, to an individual who wished to know the distinction and terminology to better understand what the grower was advertising when rooted cuttings, rooted leaves and leaf cuttings were advertised.

What you refer to as cutting is literally a sucker, see definition in Ruth Carey's *New Judges Handbook*, page 98 which states:

SUCKER: The beginning of a new plant which forms near the base of the plant or in the axils where the petioles join the main stem of the plant. Some bud stems form with small leaves, but by the time four leaves show without evidence of a bud, it is a sucker.

You are correct in stating these suckers will root, etc, but it is certainly not merchandise that would be offered for sale. The word cutting designates to me growth from a new leaf start and not an off shoot or sucker from another plant.

Q. As a new member of the AVSA, I am looking forward to the Atlanta show. I have several plants that I want to show (all Rhapsodies) but I am not sure of what to do. Are there any special rules I should be aware of for entering my plants? What should I know in preparing plants to show?

A. In reference to preparing for the show in Atlanta, may I suggest you read the show rules in the January African violet magazine, Vol. 28, No. 1, page 41, 42 & 43.

If you wish to compete for the coveted AVSA Gold and Purple collection awards, let me remind you that only registered varieties qualify. The Rhapsodies are not registered with the society. They can however, compete with others displayed in their class. However, no commercial tags can appear on any plants. Also, may I refer you to the matter discussed in Mrs. Carey's *Handbook for Judges and Exhibitors*, page 20 to 24? This book is full of very valuable knowledge for preparing and showing plants, I'm sure you will get many pointers to help you in this rewarding effort.

Q. Just how long does it take for leaf cuttings to develop plantlets? I have two dozen leaves rooted in vermiculite, wrapped in plastic bags. All have large root systems but only five have developed tiny plantlets that as yet are too small to separate. The rest show no indications of new growth. All were planted in late June, 1975. Am I too impatient or have I done something wrong?

A. A plantlet can be developed from a leaf cutting in about 3 months; longer if it is a thick-leafed variety. Nature is not in sympathy with impatience when it comes to plant life. I have seen some cuttings produce a plantlet ready for repotting in as little as 12 to 14 weeks. However, much depends on the medium they are rooted in; also dipping these cuttings into a plant hormone (proliferol powder) which seems to give us more uniform growth. Rapid growth can depend on very mild applications of plant food 1/8 to 1/4 tsp. food per gallon is the proper strength for tender growth at this stage.

Q. Is it necessary for me to use the variegated food on the variegated blossom plants that I like to grow?

A. No, my dear, you are a bit confused. The variegated type food should be used only on the variegated foliage type plants. Variegated blossoms, two-tone or multi color as we call them with the plain green foliage, can use the regular plant foods.

Q. After a severe mite infestation and many Kelthane treatments, new and healthy growth is finally appearing. However, I am upset to notice many crowns starting to grow from the original stem. How should I handle this situation?

A. It is quite common for this to occur. Plants are wonderful in that they try to rejuvenate themselves and massive growth occurs. As long as it is growing straight and not deformed, it is a healthy

sign. I would continue to give Kelthane treatment occasionally and then you must be observant and patient enough to eliminate one by one, while they are still very young, crowns that are in excess.

Q. I thought you might hazard a guess as to what ails my African violets. The leaves on my plants develop huge black spots. Can't be water cause I water them from the bottom. The stems turn brown and the crown develops an orange scaly growth.

A. From the description it sounds as though you may be overwatering your plants or that they are in too large a pot. They can be overwatered, you know, even if bottom watering is used. Give only amount they can absorb at one time. It was a very hard summer on plants, but with cooler temperatures plants should respond better.

Q. Dear Anne . . . I got hooked and have done well until recent weeks. Perhaps if I had been more experienced I would have recognized nematodes sooner, but the damage is done. I had been baking the soil, but practiced no regular insect control measures. Is there any recommendation for a future program I should follow?

A. The only truly known way to eliminate nematodes is sterilization of soil. Make sure all the ingredients used in your soil mix have been pasteurized or sterilized.

Plants badly affected should be discarded as nematodes are so minute and do travel. Also we find that usually the older plants are affected. Young stock is more vigorous and resists diseases better. If you purchase prepared soil always ask if it has been sterilized, as nematodes are difficult to eradicate.

Q. Is it unusual for a flower to produce a stalk topped with another flower out of the center of a blossom?

A. Yes, it is unusual for a flower to produce a stalk topped with another flower. I have seen it on rare occasions. Seems to be one of those mutations that never comes true.

Q. What is the average number of plantlets per leaf?

A. It can range from one to five plantlets per leaf.

Q. How do commercial firms water their violets?

A. Commercially we water our plants from the top. However, our glass houses have diffused light.

Q. What is the light and soil preferences of variegated violets?

A. Variegation usually appears with cooler weather. They seem to prefer a cooler temperature. As to light and soil preferences, ours are grown in the same environment of light and soil as the many thousands of other violets. There is a new variegated food on the market of the analysis 5-50-17, which pays to use if you have a large group of variegated plants. This is very low in nitrogen which seems to be suitable for the variegated types.

Q. What is meant by the wasp blooms, bustle leaves and clackamus foliage?

A. The descriptions you desire are as follows: A wasp bloom is one referred to with very thin wasp-like petals that usually turn back almost ring-like. They are not very popular as blossoms of this type are usually single and not as desirable as some of our beautiful heavy double ones and almost perfect single blossoms of longevity we enjoy in the new cultivars.

The bustle leaf is one referred to that has several ruffled edged leaf blades growing in many cases back to back reminiscent of the old time women's bustle type skirt. No doubt it is a mutant and seldom grown. The clackamus foliage was known as a long thin leaf blade sometimes marked and striped and oddly veined as the introduction Clackamus Rattler by Mr. Oppen many years ago. It appears in an old Master List of varieties introduced between 1935 and 1963.

TIPS . . .

I received a very pleasant surprise from Margaret Schaezel of 2425 S. Leyden, Denver, Colo. 80222, who sent me a copy of a very interesting 37 page booklet entitled "VITTLES FOR VIOLETS" which contains a choice of menu for violets prepared by Capital City African Violet Club of Denver. It has favorite violet soil recipes by individuals on every page. Contact her if interested. They're available at 50 cents per copy.

TIP No. 1

I always get nervous when I pour pesticides, so I have learned to transfer some of the pesticide from breakable bottles to nonbreakable, such as old detergent bottles with squeeze tops. These should always be labeled with type of pesticide it contains. Then when I pour, if the bottle should slip I don't have to worry about it breaking and releasing a floor full of noxious fumes.

TIP No. 2

When potting up large numbers of plantlets into 2½" pots I have found instead of using markers to identify each one, put masking tape marked with

name on each pot. Then if some of the plantlets don't develop into plants you wish to keep, you will not have to throw away or erase a marker. If the plant turns out well and you want it, for sure, in your collection add the marker.

TIP No. 3

Usually dark or dull plastic used to line shelves is better than clear or shiny as the light is reflected off these light surfaces to bases of leaves making them turn upward. Dark surfaces keep flat rosette formation better.



Musings From the "Mini-Mam"

Mrs. Sidney (Ellie) Bogin
Chr. Miniature and Semimini Class
39 Boyd Street
Long Beach, NY 11561

Some of my readers have asked me to discuss fluorescent lighting for the miniatures. I use one wide spectrum and one cool white. Other members of my committee grow successfully under two Gro-Lux, one warm light and one cool white etc. The light combinations that can be used are many and varied and growers would do best to find out what works for them.

The distance from the bottom of the tube to the top of the plant also varies with each setup. If you have your plants in a very bright location (white or light surrounding walls) the distance can be as much as 8" - 10". If your plants are in a dark corner or dark paneled room with no surface reflecting light, the tubes can be 5" or 6" above the tops of the plants. It is light intensity that sets buds.

Even at set levels, each plant may react differently. You might find that though most of your plants do very well with 8" distance, there will be a few that should be raised closer and you can set them up on pots or pieces of styrofoam.

The light setup in my den is set for 18 hours of light. I originally had an old refrigerator timer in there to save money and I found the plants did very well. The tubes are 18" above plants in a tray. There are glass shelves on the windows which get the light indirectly. Plants that are further away from the lights can take longer hours of light than those that are set closer.

The following plants have been changed from miniature or semi-miniature status to standards. Tinari's 'Coral Blaze', 'Carnival', 'Coral Pink',

TIP No. 4

Dear Anne . . . maybe this tip will help others not to make the same mistake. I had been pasteurizing my soil mixture even though it had already been pasteurized, thus the steam pressuring of my soil mix which contained among other things, oakleaf mold and cottonseed meal in particular, resulted in a compounded toxic effect, causing problems. I have now leached my soil thoroughly and if I'm on the right track should see results in 30 days.

'Haptica', 'Jungle Fire', 'PomPom Delight', 'Red Beam', 'Spitfire' and 'White Moon'. 'Ruth Dodge' by Isla Montgomery has also been changed to a standard.

The culture section of the Miniature and Semi-miniature Culture and Variety list covers all phases of miniature care such as soil, fertilizing, repotting, lights, wicking etc. The booklets can be obtained from me at the price of \$2.00. Any check or money order should be made out to AVSA.

Affiliate 'appenings

AVSA President Edith Peterson won advance class sweepstakes, Mrs. Sally Smith intermediate class sweepstakes and Mrs. Edith Sharpe novice class sweepstakes at the SAN FRANCISCO AFRICAN VIOLET show, which was part of the annual county fair presentation of the 22 flower societies and clubs in San Francisco. Other winners were Best in Show, 'Fanfare', best single, 'Purple Gold', Mrs. Smith, and best miniature, 'Mint Green', Mrs. Mary Michniuk.

The educational table, arranged by Mrs. Cecile Ambler, took 4th place among the 22 contestants. The display was not only informative as to violet culture but also created an enthusiasm with its signs pointing to the various phases of the display — 'A show person's joy', 'A homemaker's satisfaction', 'A hybridizer's challenge', 'An interior decorator's delight', 'A propagator's love', and in the center a large sign read — "26,304 AVSA Registered Hybrid African Violets are Great, Great Grandchildren of" — and under it a lovely species plant. Assisting in the educational display were husband Louis Ambler, Mrs. Muriel Warwick, Miss Edna Rosenthal, Mrs. Alice Black and Mr. Howard Conrad.



COMING EVENTS

(Please send notices of "Coming Events" directly to the Editor; not to the Knoxville office. See Page 3 (Strictly Business—Your Business) for deadlines).

- MARCH 6 - 7** Violet Harmony Club to hold spring show, "Spirit of '76" at Fort Worth Botanic Garden Center, Fort Worth, TX. Open to public. Free. Mrs. W. B. Stallings, president; Miss Maxine Beam, show chairman.
- MARCH 19 - 20** First AVS of San Antonio, TX to hold judged show, "1976 - In Full Bloom," in East Court at North Star Mall. 10 a.m. - 5 p.m. Lillian Graves, show chairman.
- MARCH 25 - 27** AV Club of Trenton, NJ to hold 26th annual show and plant sale, "American Heritage," at Grace-Saint Paul's Episcopal Church, East State Street Extension and Stratford Ave, Mercerville, NJ.
- MARCH 26 - 27** First Arlington AVS to hold annual show at Forum 303 Mall auditorium, 2900 E. Pioneer Parkway (Spur) 303, Arlington, TX. Mar. 26, 3 - 9 p.m.; Mar. 27, 10 a.m. - 9 p.m. Admission free. Mrs. Don Nichols, president and show chairman.
- MARCH 26 - 28** AVS of Minnesota to celebrate silver anniversary with show, "A Quarter Century of Violets" at Har-Mar Hall, St. Paul, MN (Snelling & Cty. Rd. B in Roseville). Mar. 26, 9 a.m. - 9 p.m.; Mar. 27, 9 a.m. - 5:30 p.m.; Mar. 28, 12 noon - 4 p.m. Donna Tobin, show chairman; Irene Fiedler, president.
- MARCH 27 - 28** Sparkling Waters AVS of Connecticut to hold spring show, "The Violets Are Coming," at American Legion Hall, Grassy Hill Road, Orange, CT. Mrs. Julius Fargeot, chairman; Mrs. Edgar Varick, co-chairman.
- MARCH 27 - 28** Sweet Water AVS of Long Island to present 1st annual show and plant sale at the Hauppauge Middle School, Town Line Road and Lincoln Boulevard, Hauppauge, L.I., NY. Mar. 27, 2 - 8 p.m.; Mar. 28, 1 - 8 p.m. Donation, 50 cents. Theme: "Violets Honor America".
- APRIL 2 - 3** Union County Chapter, AVS, to hold 23rd annual show and plant sale, "Violets at the Crossroads of the Revolution," at American Legion Hall, 1003 North Avenue, West, Westfield, NJ. April 2, 6 - 10 p.m.; April 3, 9 a.m. - 4 p.m. Mrs. Christine Leppard, president; Fred Brenner, show chairman.
- APRIL 2 - 3** First New Orleans AVS to hold annual show, "Bugles, Drums and Violets", and a plant sale in Oakwood Mall at Gretna, LA. April 2, 3 - 9 p.m.; April 3, 10 a.m. - 7 p.m.
- APRIL 3 - 4** Wichita AV Study Club to hold show, "Violets Make America Beautiful" at the Diamond Inn, 6815 West Highway 54, Wichita, KA. Plants will be for sale. Mrs. Joe Cox, show chairman.
- APRIL 3 - 4** Memphis & Shelby County AVS' annual show will be held at Goldsmith's Civic Garden Center. Theme, "Happy Birthday, USA".
- APRIL 3 - 4** Long Island AVS to present 22nd annual show, "The Spirit of '76", at the Rockville Centre Recreation & Community Center, 111 Oceanside Road (north of Sunrise Highway) Rockville Centre, NY. Howard Kroll, chairman; Sidney Bogin, co-chairman.
- APRIL 3 - 4** Thimble Islands AVS to hold 15th annual judged show, "The Violet Spirit of '76", at the Willoughby Wallace Library, Stony Creek, CT. Take Conn. Turnpike 95 to Exit 56, turn South to Stony Creek. Sat. 2 - 5 p.m.; Sun. 10 a.m. - 4:30 p.m.; Admission free. Plants for sale. Louise Cacace and Mary Phillips, Chairpeople. John Cacace, President.
- APRIL 3 - 4** Northern Illinois AVS to present "Salute to Violets - Red, White and Blue" at Holiday Inn, 22nd St., and Route 83, Oakbrook Terrace, IL. April 3, 2 - 9 p.m.; April 4, 9 a.m. - 3 p.m. Mrs. Paul Bremer, president; Mrs. Wayne Schroeder, show chairman.
- APRIL 9 - 10** Bluff City AVC to hold annual show, "Violet Time Anytime", at Goldsmith's Oak Park, Memphis, TN.
- APRIL 9 - 10** AVSA Judges School to be held by Bluff City AVC at Goldsmith's Garden Center, Memphis TN. Mrs. W. A. Fowler, president, 4922 Flamingo Road, Memphis, TN 38117.
- APRIL 9 - 11** AVS of South Bay to hold spring show, "Much Ado About Violets", at Mayfield Mall, Mountain View, CA. April 9, 2 - 9:30 p.m.; April 10, 9:30 a.m. - 5 p.m.; April 11, 12 noon - 4 p.m. Admission free. Mrs. Millie Kirschbaum, show chairman; Mrs. Anne Kadack, staging chairman.
- APRIL 9 - 11** Oconomowoc AVS to hold annual show at Scotsland in Oconomowoc, WI. Open to the public.
- APRIL 10** Arlington Council of Garden Clubs to hold second annual plant sale with First Arlington AVS participating at Forum 303 Mall, 2900 E. Pioneer Parkway (Spur 303) Arlington, TX. 10 a.m. - 6 p.m. Mrs. J. I. Peters, FAAVS ways and means chairman.
- APRIL 10 - 11** Naugatonic AVS to hold 16th annual judged show and plant sale at Boothe Memorial Park, Stratford, CT. Rt. 110. Admission free. April 10, 2 - 5 p.m.; April 11, 10 a.m. - 5 p.m.

WHY NOT HAVE AN
AVSA
MEMBERSHIP TABLE
IN YOUR SHOW?



- APRIL 10 - 11 AVS of Syracuse to sponsor 24th annual show, "Violets, Americana", at Rockefeller Methodist Church, 350 Nottingham Road, Syracuse, NY. April 10, 2 - 9 p.m.; April 11, 1 - 7 p.m. Open to public. Commercial and amateur classes, sales booths, boutique table, design division. Mrs. Hugh Weld, show chairman; Robt. Casey, president.
- APRIL 10 - 11 AVS of Philadelphia to hold 17th annual show, "A Bloomin' Revolution" at the Watertown Recreation Center, East Hartwell Lane, Chestnut Hill, Philadelphia, PA. April 10, 1 - 6 p.m.; April 11, Noon - 6 p.m. "E" Hansen and James Klawitter, show chairmen.
- APRIL 10 - 11 Rocky Mountain AV Council to sponsor 15th annual show and plant sale, "Colorado Centennial," at Denver's Botanic Gardens. Open to public on both afternoons. Classes for Colorado hybridized plants and dried arrangements and expanded section of other gesneriads.
- APRIL 10 - 11 Windsor AVS to stage judged show at Wilson Congregational Church, 691 Windsor Avenue, Windsor, CT. Theme, "Cradle of Liberty." April 10, 2 - 5 p.m.; April 11, 12 noon - 4 p.m.
- APRIL 11 Green Thumb AVC to hold show, "In the Heart of America", at the Root School in Fayetteville, AR. Hours, 12 noon - 5 p.m.
- APRIL 24 - 25 Seattle AVS presents 1976 show, "Violet Revolution of '76", at the Eames Theater at the Pacific Science Center, Seattle, WA. Admission free. April 24, 1 - 8 p.m.; April 25, 12 noon - 6 p.m.
- APRIL 24 - 25 AVS of Lower Bucks County to stage 2nd annual show, "Historical Bucks County and Violets" at YMCA building on Levittown Parkway, Fairless Hills, PA. April 24, 1 - 6 p.m.; April 25, 12 noon - 6 p.m. Admission free. Educational exhibit, plants, soil and materials for sale. Blair Capriotti, chairman.
- APRIL 24 - 25 Evening AVC of Des Moines to sponsor annual show at the Iowa Commission for the Blind, 4th and Keosauqua, Des Moines, IA.
- APRIL 24 - 25 New York City AVS to celebrate 15th anniversary at annual show and plant sale at the Horticultural Society of New York, 128 West 58th Street, New York City. Theme, "A NYCAVS Scrapbook." Open to public free of charge. April 24, 2 - 9 p.m.; April 25, 12 noon - 7 p.m. Edward Bradford, president; Mrs. Rita Sendic, show chairman.
- MAY 1 Heart of Texas AVS to hold spring show and plant sale in the Lake Air vicinity, Waco, TX. Sarah McCutcheron, sales chairman.
- MAY 1 - 2 North Shore AVS of Long Island to present 18th annual show and plant sale, "America the Beautiful", at AVS' new meeting place, St. Paraskevi Greek Orthodox Church, Pulaski Road and Shrine Place, Greenlawn, L.I., NY. May 1, 2 - 8 p.m.; May 2, 1 - 7 p.m. President, Mrs. Susan Tirzmalis; show chairman, Mrs. Claire Rosenberg.
- MAY 6 - 7 West End AVC to hold annual show and plant sale, "Star Spangled Violets", at St. Timothy's Episcopal Church auditorium, Catonsville, Baltimore, MD. Plant sale proceeds to Delrey Cerebral Palsy Center, Cantonville.
- MAY 6 - 8 Mid-South AVS to hold annual show and plant and supplies sale at Southland Mall, Hwy. 51 South, Memphis, TN. Theme, "Travel the World With Violets." 10 a.m. - 10 p.m. Admission free. Mrs. Betty Trigg, show chairman.
- MAY 7 - 8 Parmatown AVC to stage 16th annual show, "Violets Celebrate the Bicentennial", at Parmatown Mall, May's Fountain Court. Open to public. May 7, 1 - 9:30 p.m.; May 8, 9:30 a.m. - 5 p.m. Linda Neumann, show chairman; Miriam Tuchewicz, president.
- MAY 7 - 9 Wausau AVS to hold judged show and plant sale, "African Violets - The Belle of Houseplants" at the Crossroads Mall, Hwy. 29 and 51 West, Wausau, WI. May 7, 6 - 9 p.m.; May 8, 9 a.m. - 6 p.m.; May 9, 11 a.m. - 5 p.m.
- MAY 15 - 16 Portland AVS to present annual show and plant sale at Woodmen of the World Hall, 1847 S.E. Clinton Street, Portland, OR. Theme, "Violets Salute America." Public invited. Admission 50 cents. May 15, 2 - 9 p.m.; May 16, 12 noon - 5 p.m. Mrs. Clara Keeler, president; Mrs. Wanda Campbell, show chairman.
- JUNE 12 - 13 Silvermine AVS to hold 3rd annual judged show and plant sale, "Violets Are Revolutionary" at Cranbury Elementary School, Knowlton Lane, Norwalk, CT. June 12, 2 - 9 p.m.; June 13, 10 a.m. - 5 p.m. Admission free. Members to be on hand to answer questions at educational exhibit. Fresh cut leaves, rooted cuttings and plants for sale. Mrs. John Kosik, Jr., of Stamford, CT., and Gilbert Green of Wilton, CT, show chairmen.



AMERICA'S FINEST AFRICAN VIOLETS Fischer 1976 PREVIEW

Celebrating our Nation's 200th Birthday

Fischer celebrates the nation's 200th birthday . . . and their own 100th . . . by offering a dazzling array of African Violets. We have them in red, white and blue. All will make fine additions to your collection.

From \$1.79 to \$2.39



From \$1.79 to \$2.39

- SERENITY**—(New from Granger) Huge pure white double flowers on light green round tailored foliage. **No. 346 \$2.39**
- LITTLE SPARKLER**—(New from Lyon) Sparkling white stars; semi miniature, very dark foliage. **No. 343 \$2.39**
- DANCING DANDY**—(New from Lyon) Great free blooming purple flowered miniature variety. **No. 338 \$2.39**
- FROSTY JEWELS**—Large, sparkling baby pink semi-doubles. Neat, dark green foliage. **No. 322 \$1.98**
- CORAL CAPER**—(New from Lyon) Amazing coral colored semi-double star flowers. Very dark red backed foliage. **No. 336 \$2.39**
- CORDELIA**—(New from Lyon) Just amazing! Loads of double pink flowers and Tommy Lou foliage. **No. 337 \$2.39**
- BUBBLIN' OVER**—Double blue blossoms edged in white seem to cascade from the handsome green foliage. We think that this will be a winner for years to come. **No. 230 \$1.98**
- PIXIE BLUE**—An abundance of violet-shaped blue flowers on small, semi-trailing plant. Miniature. **No. 302 \$1.98**
- FAIRY SWIRLS**—(New from Lyon) Double red flowers with swirls of white edges. Dark red backed foliage. **No. 340 \$2.39**
- IRISH SPRING**—(New from Lyon) Wide band of citron green surrounds each semi-double white star. Deep green rounded leaves. **No. 341 \$2.39**
- WINTRY WINE**—Semi-double, plum purple star, with large, dark shiny green foliage. **No. 295 \$1.98**
- GRACE FOOTE**—Charming and beautiful. Big double bright pink flowers. Lovely green tailored foliage. **No. 313 \$1.98**
- MERRIE BLUE**—Bluish purple flowers, often mottled with white. Big full double . . . and it's a prolific bloomer! **No. 309 \$1.98**
- COCO**—Double white miniature with distinct blue eyes, tiny tailored foliage, a real bloomer. **No. 257 \$1.79**
- HIGH STEPPER**—Miniature. Semi-double, bright pink. Leaves are sparkling, blackish green. **No. 255 \$1.79**
- CORAL CASCADE**—Lively intense coral colored single flowers above vigorous dark foliage. **No. 265 \$1.98**
- PIXIE TRAIL**—Little violet shaped, pink flowers, with deeper centers. Semi-miniature leaved, trailing plant. **No. 283 \$1.79**
- VERN'S DELIGHT**—Truly a delight! Huge, deep blue semi-double star with white edge. Rapid grower, with long-lasting blooms. Strawberry type foliage. **No. 297 \$1.98**
- PIXIE PINK**—Violet shaped pink flowers in profusion on tiny leaved, semi-trailing plant. Miniature. **No. 301 \$1.79**
- SWEET MARY**—As delightful as its name! Fuchsia star, with large blossoms, with a background of large, light green foliage. **No. 296 \$1.98**
- BUBBLIN' OVER SPORT**—(New from Fischer) Huge blue and white blossoms and all of the other good qualities of Bubblin' Over. **No. 335 \$2.39**
- LYNN**—Clear pink, like a double Daphne. **No. 162 \$1.79**
- LOVE IS**—A big, deep pink strong stemmed compact. Foliage is dark, glossy red backed. **No. 305 \$1.98**
- BIG CHANCE**—(New from Lyon) Bright purplish blue double flowers, dark green quilted foliage. **No. 333 \$2.39**
- WHITE ELF**—(New from Fischer) Lots of highly frilled pure white blooms against wavy foliage. **No. 349 \$2.39**

- MINGO**—Big flowered double red, strong growing and blooming, glossy forest green foliage. Miniature. **No. 258 \$1.79**
- PINKS-A-POPPIN**—Rosy pink double, with girl type foliage. **No. 307 \$1.98**
- WILD COUNTRY**—(New from Lyon) Flowers up to 2 1/2". Semi-double blue violet with trace of white edging. **No. 350 \$2.39**
- VIOLET TRAIL**—Exciting trailer breakthrough. Large violet blue stars, a must for any collection. **No. 207 \$1.79**
- TINY SPARKLES**—Burgundy colored, full double flowers tipped with white dots. Lush dark green foliage. Miniature. **No. 300 \$1.79**
- SHADY LADY**—Surprising light lavender, double flowers, splashed and spotted with a deeper color. Excellent foliage. **No. 324 \$1.98**
- TARGETEER**—(New from Lyon) Huge dark blue full double flowers with prominent yellow stamens, fine dark foliage. **No. 348 \$2.39**
- GARNET ELF**—Interesting firebird type plant, far superior in growth habit. **No. 261 \$1.98**
- MARY D**—Most vibrant red yet. Double flowers, neat grower. **No. 253 \$1.98**
- MARY C**—A pink single of very generous proportions. Excellent, dark green foliage to set off the blossoms. **No. 317 \$1.98**
- EVERYTHING**—A unique "twilight" blue . . . not quite dark blue, with light green foliage. **No. 299 \$1.98**
- REGINA**—(New from Granger) Huge pure white double flowers on light green round tailored foliage. **No. 345 \$2.39**
- THE KING**—Compact double blue, fine upright flower stems. Tremendous bloomer. **No. 264 \$1.98**
- MARGARET ROSE**—Sparkling double pink flowers complemented with rich deep green foliage. **No. 235 \$1.98**
- CLASSY**—Color is between rose and fuchsia, with many double flowers. **No. 311 \$1.98**
- FETCHING**—Eye-catching, bi-color, blue and white, semi-double non-dropping flowers. **No. 284 \$1.98**

Ballet Series \$1.98 ea.

- LISA**—Glowing Pink, frilled. **No. 209 \$1.98**
- CRISTINA**—Sky-blue flowers well borne above the attractive foliage. Most flowers have additional petals, making them appear semi-double. **No. 277 \$1.98**
- MARTA**—Lovely orchid lavender, bearing, huge, frilled flowers in a large cluster, VERY vigorous, a novelty in this color. **No. 279 \$1.98**
- EVA**—Semi-double, light blue **No. 254 \$1.98**
- HEIDI**—(New) Bright pink single, non-dropping. Lush dark green foliage. Easy bloomer. **No. 290 \$1.98**
- ULLI**—(New) Lovely dark blue blossom, with frilly edge. **No. 291 \$1.98**

MINIMUM ORDER—\$4.95

Add 15% on all orders for Postage and packing
N.J. Residents add 5% Sales Tax

SPECIAL OFFERS

- Any \$10 purchase—select one free plant
- Any \$20 purchase—select three free plants
- Any \$30 purchase—select five free plants
- Any \$40 purchase—select seven free plants
- Any \$50 purchase—select ten free plants

Fischer
GREENHOUSES
DEPT. AV, LINWOOD, NEW JERSEY 08221

NEW 1976 CATALOGS
African Violet Catalog—101 exciting plants illustrated in full color with handy growing tips. Send 20¢ in coin to cover handling. Free with every order.
Growing Aids Catalog—Handy 60 page catalog filled with interesting and hard-to-find growing aids. Send 25¢ in coin to cover handling.

*Best in Quality, Value and
Variety for the
"Bicentennial Year"*



BICENTENNIAL BEAUTIES AT \$2.50 each

Coral Belle, Jeanmarie, White Heritage

BICENTENNIAL BEST AT \$1.95 each

INTRODUCING "JEANMARIE"

Becky, Bicentennial Belle, Bicentennial Star, Blue Eagle, Bonus Babe, Candy Lips Improved, Carnival Blue, Carnival Queen, Concord Purple, Firebird, Flag Blue, Frankie, Freedom Red, Great Find, Jennifer Star, Lavender Fluff, Mary D, Pats Pet, Pink Reverie, Seafoam, Sparkled Star, Swiss Ballet, Tina, Wild Flame, Midget Bon Bon (miniature).

VARIEGATED VARIETIES AT \$1.95 each

Cordelia, Happy Harold, Lilian Jarrett, Mr. Gus, Nancy Reagan, Silver Crest, Tommie Lou, Top Dollar.

BICENTENNIAL BARGAINS at \$1.69 each

America, After Dark, Astro Rainbow, Astro Star, Coral Cascade, Coral Flame, Coral Reef, Duet, Giant Step, Jennifer, Jungle Fire, Lili Belle, Melanie, Orion, Pearly Pink, Pink Panther, Pinks a Poppin, Platinum, Pure Innocence, Ramblin Rose, Red Rumba, Ruth Carey, Sailor's Dream, Tipt, Triple Threat, White Wisteria, Wisteria.

TRAILER TYPE VARIETIES

Sweetheart Trailer (double pink) \$1.95 each
Royal Blue Trailer, Sky Trailer, Yankee Blue Trailer \$1.69 each

YOUR CHOICE AT \$1.39 each

Astro Pink, Broadripple, Butterfly White, Forever White, Magnifica, Pink Diamond, Pink Philly, Star Gazer.

Please include \$1.75 on all plant orders of \$5.85 or less. Over add \$1.95; West of Miss. add \$2.25. California and distant area customers are best served by Air Mail, please include an additional 25¢ per plant over postage stated for this service. All orders must be accompanied with payment either personal check or money order.

PLANT SHIPPING BEGINS AFTER MAY 1ST.

**SEND 25¢ FOR NEW 1976 COLOR CATALOG
AVAILABLE AFTER FEBRUARY 1ST.**



Box 190, 2325 Valley Road
Huntingdon Valley, Pa. 19006

513
413
A4A258
Bot.

African Violet

MAGAZINE

Volume 29 Number 3 June, 1976



SMITHSONIAN INSTITUTION
SEP 6 1984
LIBRARIES

A Free Gift With Your Order

Solve the puzzle, send it along with your order, and we will add the following to your order—twelve (12) 4" pots plus a bag of fertilizer (either 12-36-14 or 5-50-17). If you do not want to cut the magazine page just copy the puzzle solution on a piece of paper and send it with your order.


PUZZLE CLUES:

ACROSS:

1. Violet which grows over 8' in Diameter.
6. African violet (abbr.)
7. Keep soil _____ but not wet.
9. Pay these on time to get your AVSA magazine.
10. Don't let plants stand _____ water.
12. Violet flower color.
13. Too much water is a NO-_____.
14. Before flowering, a plant must be in this state.

DOWN:

1. Size between standard and miniature.
2. Enthusiastic (grower).
3. Some plant on the best moon _____.
4. African violet (abbr.)
5. Many petaled flower.
8. Protect plants from direct _____ light.
11. Overfeeding is a _____NO.
12. Unopened flower.



PLASTIC POTS

PLASTIC POTS

PLASTIC POTS

ALL FIRST QUALITY

	10	20	50	100	500	TYPE	Color	
1 3/4"	.40	.70	1.60	3.00	13.00	Round Only	White Only	
2 1/4"	.50	.85	2.00	3.50	15.00	Round or Square	White, Green	
2 1/2"	.70	1.00	2.25	4.25	20.00	Round or Square	White, Green	
3 "	.85	1.50	3.25	6.25	30.00	Round or Square	White, Green	
3 1/2"	1.00	1.80	4.00	7.50	35.00	Round Tub or Square	White, Green, Utility	
4 "	1.20	2.20	4.75	9.00	40.00	Round Tub, Square, Std.	White, Green	
4 1/2"	1.50	2.80	6.00	11.50	55.00	Round Tub or Square	White, Green	
5 "	1.80	3.40	7.50	13.50	62.50	Round Tub or Std.	White, Green	
6 "	2.20	4.00	10.00	18.50	85.00	Round Tub or Std.	White, Green	
6 1/2"	2.50	4.50	11.00	20.00	90.00	Round Tub	White, Green	
7 "	4.50	8.50	20.00	36.00	170.00	Round Std.	Green, White	
8 "	4.75	9.00	21.00	38.00	180.00	Round Std.	White, Green	

PETERS FERTILIZERS

12-36-14	Violet Special	12-oz.	\$2.00
5-50-17	Variagated Special	12-oz.	2.00
20-20-20	General Purpose	16-oz.	2.00
10-30-20	Blossom Booster-Orchids	16-oz.	2.00
18-18-18	General Purpose	16-oz.	2.00
15-30-15	House Plant Special	16-oz.	2.00

PLASTIC HANGING BASKETS

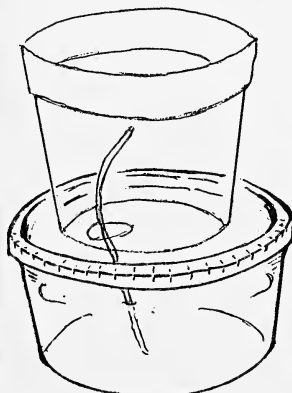
Size	Color	1	5	10
5 1/2"	White or Green	.75	3.25	6.00
6 "	White	1.00	4.50	8.50
8 "	White or Green	1.25	6.00	11.00
10 "	White or Yellow	1.75	8.00	15.00

All with Saucers & Hangers

PLASTIC FLOWER POT SAUCERS

Size	Color	10	20	50	100
3"	White	1.10	2.00	4.50	8.25
4"	White	1.50	2.60	6.00	11.00
5"	White	1.70	3.00	7.00	13.00

Perlite	1 Gal.	50¢
Sphagnum Peat Moss	1 Gal.	50¢
Vermiculite	1 Gal.	50¢
Charcoal	12-oz.	89¢
Dolomite Lime	16-oz.	50¢



WICK WATER

with

PLASTIC WATER RESERVOIRS (snap-on-lids)

Lids are recessed to hold pots. Last 2 - 5 weeks.

16-oz.	32-oz.
20 for 4.25	20 for 7.75
50 for 9.25	50 for 17.75
100 for 16.50	100 for 33.00
500 for 70.00	500 for 110.00

The Violet House

15 SE 4th Ave.

GAINESVILLE, FLORIDA 32601

phone AC 904 377-8465

MINIMUM ORDER \$7.50 plus \$2.00 shipping
Fla. resident add 4% sales tax.

WE SHIP U P S WHERE POSSIBLE.



TABLE OF CONTENTS

Every attempt is made to keep articles technically correct. Since the growing of fine African violets can be achieved in many ways, the method and opinions expressed by writers are their own and do not necessarily reflect the opinion of AVSA.

PERTAINING TO VIOLETS

- 21. Plant Care Tips
- 24. Violets Are So Tolerant—Mrs. Wm. J. Krogman
- 25. Violets Under Natural Light—Betsy Evans
- 26. Give "Babies" in Egg Cartons
- 27. Eastern Flower Thrips Prompt Investigation—Adrian G. Gentile and Susan M. Richman
- 28. Don't Let Plants Wilt
- 31. Mystery Ailments
- 32. African Violet Seminar Is Held—Mrs. O. P. Wilson
- 33. Affiliate 'Appenings
- 33. Coming Events
- 39. Making Violets Grow as Your Money Grows — Anne Daniels
- 41. Foliar Feeding African Violets Controversy or Serenpidity —Emory Leland
- 44. Violets Like High Humidity
- 44. Use Nylon Hose for Wick Watering
- 48. Plant Suckers in Measuring Spoons
- 70. Rainwater Tip
- 72. Designs African Violet Planter
- 72. Trigger Bottle Is Ideal Spray

- 40. Episcias Blooming?
- 48. Horticultural Consultant
- 60. Fluorescent Tubes
- 70. Moon Planting—1976
- 70. Mrs. Beattie Gets Honor in Canada
- 72. Fertilizer Tip

SOCIETY BUSINESS

- 24. Welcome to New Life Members
- 34. Award for New AVSA Memberships—Edith Peterson
- 35. Judging Schools
- 45. Rules-Classification-Schedules—Ruth G. Carey
- 45. Questions for Lifetime Judges
- 57. Hear Ye! Hear Ye!
- 61. AVSA Officers and Elected Directors
- 61. Standing Committees
- 63. AVSA Special Committees
- 64. Life Members
- 67. Honorary Life Members
- 67. Past Presidents
- 68. AVSA Library
- 68. Slide Programs Available

COLUMNISTS

- 4. Letter from the AVSA President—Mrs. E. A. (Melva) Nelson
- 5. Honor Roll of African Violets—Mrs. M. G. (Madeline) Gonzales
- 2. Registration Report—Mrs. Fred (Adele) Tretter
- 24. Cross Your I's . . . and Dot Your T's . . . —Mrs. W. F. (Neve) Anderson
- 26. Musings from the "Mini-Mam"—Mrs. Sidney (Ellie) Bogin
- 29. Question Box—Anne Tinari
- 32. Calling All Affiliates—Mrs. Talbot (Helen) Freie
- 34. Your Library—Mrs. Marvin (Gene) Garner
- 35. Boyce Edens Research Fund—Mrs. L. E. (D.J.) Lidiak
- 35. AVSA Booster Fund—Mrs. W. M. (Lucile) Plaster
- 44. Beginner's Column—Mrs. J. A. W. (Ann) Richardson
- 71. A Foote on the Violet Path—Mrs. Henry P. (Grace) Foote

CONVENTION

- 40. Awards for Yearbooks
- 46. Indianapolis Grower Takes 16 Awards at AVSA Show
- 47. 'Helene' is Best New Introduction Winners Announced in Design Division
- 48. Five Sweepstakes Winners Listed Display Tables Receive Awards Best Newsletter Receives Award
- 49. A Night of Nostalgia—Anne Tinari
- 52. Honorary Life Membership Goes to Edith V. Peterson
- 52. Service Award to Mrs. Anderson
- 52. President's Citation Certificates Given
- 52. Convention Dates
- 53. Dixie AVS' Birth—Mrs. Frank Huebscher
- 53. Recognition for Three Members
- 53. Ruby Eichelberger Honored at Atlanta
- 56. Bronze Medal for Horticultural Achievement Goes to Max Maas—Glen B. Hudson
- 57. Awards to Blue Ribbon Winners
- 57. Honorary Awards at Convention
- 57. Awards Needed for 1977 Show
- 58. Ingredients for a Viable Affiliate

MISCELLANEOUS

- 24. Bouquets for Anne—Mary Ann Mansfield
- 35. U. S. Botanic Garden Display This Summer
- 40. In Memoriam

APPLICATION FOR MEMBERSHIP

African Violet Society of America, Inc.
P. O. Box 1326
Knoxville, Tennessee 37901

Date

Please enroll me as a member of African Violet Society of America, Inc. My dues are enclosed. Memberships are defined below. Membership year March 1 to February 28 includes five issues of THE AFRICAN VIOLET MAGAZINE beginning with the June issue, followed by September, November, January and March issues.

- Individual Membership is \$6.00
- Associate Member (\$3.00) (No magazine included) Name
- Commercial (\$15.00) Street Address
- Affiliated Chapter (\$6.00) City and State Zip Code
- Affiliated State, Regional and Council \$15.00
- Life (\$100)
- Sustaining (\$25) Make checks Payable to African Violet Society of America, Inc. New Member Renewal

From November 16 through February 28, new members may pay half the annual dues, will receive membership card expiring February 28 and the January and March issues of THE AFRICAN VIOLET MAGAZINE. \$3.00.

ABOUT THE COVER

This beautiful double white African violet pictured on the cover page is named 'White Crown' and was grown by Jessie Crisafulli of Belchertown, MA. 'White Crown' was one of the winning plants at the AVSA Show. 'White Crown' is one of the many lovely African violets hybridized by Max Maas. (Photo by Frank Burton)

OFFICERS

- MRS. E. A. NELSON President
603 East Essex
St. Louis, MO 63122
- MRS. MARVIN GARNER .. 1st Vice President
1010 Edgewood, S. E.
North Canton, OH 44720
- MRS. W. J. KROGMAN .. 2nd Vice President
1325 Parkway Drive
Brookfield, WI 53005
- MR. HARVEY L. STONE 3rd Vice President
51 Peach Highlands
Marblehead, MA 01945
- MRS. LIZETA TENNY HAMILTON .. Sec'y.
Meadow Lakes, Apt. 18-06
Hightstown, NJ 08520
- MISS FLORENCE M. GARRITY . . . Treasurer
36 Cerdan Avenue
Roslindale, MA 02131

STAFF

- MRS. GRACE FOOTE, Editor
211 Allien Place
Port Arthur, TX 77640
- MRS. TERRANCE R. LEARY, Adv. Mgr.
438 Brady Lane
Austin, TX 78746
- MRS. CLARICE BELL
Office Manager
P. O. Box 1326
Knoxville, TN 37901
- MRS. W. F. ANDERSON
AVSA Publications Chairman
360 Tulip Drive
St. Louis, MO 63119

COLUMNISTS

- Mrs. Frank Tinari, Mrs. James Carey,
Mrs. Sidney Bogin, Mrs. Marvin Garner,
Mrs. L. F. Lidiak, Mrs. J. A. W.
Richardson, Paul Arnold, Mrs. W. M.
Plaster, Mrs. Talbot Freie and Mrs.
Fred Tretter.
- BEST VARIETIES, HONOR ROLL COMPILER
Mrs. M. G. Gonzales
200 Doris Ave.
San Jose, CA 95127

PUBLISHER

- Gus Becker Printing Co.
1080 Forsythe
Beaumont, TX 77701



*The Official Publication of the
African Violet Society of
America, Inc.*

The African Violet Magazine is published 5 times a year, January, March, June, September and November and second class postage is paid by the African Violet Society of America, Inc., at 706 Hamilton National Bank Building, Knoxville, TN 37901 and at additional mailing offices. Subscription \$6.00 per year which is included in membership dues starting with the June issue each year. Copyright by African Violet Society of America, Inc. 1976.

NOTICE TO POSTMASTER:

Please send notification regarding undeliverable magazines to office address, African Violet Society of America, Inc. P. O. Box 1326, Knoxville, TN 37901.

ADVERTISERS' INDEX

17. Annalee Violetry—Special for Fall
14. Arndt's—Houseplants
16. Baker's African Violets—Fresh Cut Leaves
 7. Louise Barnaby—African Violet Starter Plants
15. Becker Printing Company—African Violet Note Paper
16. Berry's African Violets—Supplies and Violets
14. Bill and Marleen's Violets—Plants and Leaves
11. Bloomin' Mad—Premiere Collection
11. Buell's Greenhouses—Gesneriad Specialist—500 Varieties of Violets
 8. Ruth Carey's 1975 Revised Handbook for Judges and Exhibitors
14. Castle Violets—Leaves and Plants
9. Champion's—Variegates for 1976
7. Mrs. Lou Arta Corbin—African Violets for Fall
11. Crestwood Violetry—"I Hate African Violets—that don't grow and bloom."
10. DoDe's Gardens—Growing Supplies, Pots, Planters, AV Kits

INSIDE BACK COVER—Fischer Greenhouses

12. Floralite Company—Lumen Lighter Stands
14. Flower Pot—100 New and Old Miniature Varieties
 9. The Greenhouse—Greenhouse Gro-Cart
 6. Bernard Greeson—Plastic Labels
 11. Bernard Greeson—Orchid Growing Supplies
 14. Bernard Greeson—Houseplant Growing Supplies
 8. Happy Violets—Beautiful Hybrid African Violets
 7. Heavenly Violets—Irene Fredette Originals and Episcias
 16. High Hat African Violets—Fresh Cut Leaves
 16. Sim T. Holmes—The Parson Series
 14. House of Violets—Self-Watering Aquamatic Planter
 14. Hyponex Plant Food—Take a Friend to Lunch
 8. Imperial Gardens—Newest Introduction of Leading Hybridizers
 9. Indoor Gardening Supplies—Fluorescent and Incandescent Lamps
 6. Jef-Don Enterprises—African Violet Supplies
 14. Theo. Jensen—Surprise Collection
 14. Albert G. Krieger—African Violet Starter Plants
 6. LaMariposa Gardens-Bayou Gardens—Feed as You Water Fertilizer
 12. Little Violet Shop—African Violets and Supplies
 7. Louise's Greenhouse—African Violets
 16. Lyndon Lyon—Where the Violets Are
 12. Mary's African Violets—Growing Supplies
 21. Ronn Nadeau—Hybrid African Violet Seeds
 13. Park Nurseries—New Varieties
 9. Paw Paw Everlast Label—Permanent Metal Garden Label
 13. Plant Marvel Laboratories—For Optimum Growth and Bloom Feed as You Water
 10. Plant Palace—African Violets and Other Houseplants
 14. Poyner's Greenhouse—African Violets and Related Plants
 11. Rose Knoll Gardens—Newest Varieties by Leading Growers
 10. Shirley African Violets
 12. Schultz Instant Liquid Food
 15. Shoplite Company—Decorative Plant Stands

BACK COVER—Tinari's Greenhouses—African Violets in the Bicentennial Year

 11. Tomara African Violets—"OOPS!! We Goofed!!"
 6. Tubecraft Watering Aid
 8. Tubecraft Flora Cart—Portable Indoor Garden
 6. Valley Violets—Unique Exotic African Violets
 15. Vegetable Factory Greenhouses—Energy-Saving Greenhouses
 7. Verlux TruBloom—Fluorescent Lamps
 8. Violets at the Ernst's—Leaves and Plants
 17. Violets Atlanta—Atlanta's First African Violet Shop

INSIDE FRONT COVER—The Violet House—A Free Gift With Your Order

 14. Violet Window—Fresh Cut African Violet Leaves
 14. Mrs. Leonard Volkhart—African Violets and Episcias
 12. Volkman Brothers—Reservoir Wick Pots
 15. The Walkers—AV Supplies, Pesticides, Plastic Pots
 10. Wood's African Violets—Fresh Cut Leaves, Rooted Cuttings, Episcias
 10. Mrs. Ernie Wurster—Fresh Cut African Violet Leaves

EDITOR'S NOTE: These are your advertisers who help the magazine. Please support them and when you write them for supplies, please mention The African Violet Magazine.

STRICTLY BUSINESS - - YOUR BUSINESS

A TABLE OF INFORMATION TO USE IN CONDUCTING YOUR BUSINESS WITH YOUR SOCIETY TO INSURE GOOD SERVICE.

ALWAYS GIVE YOUR NAME AND COMPLETE ADDRESS. IF YOU HAVE MORE THAN ONE ITEM
SEND EACH ITEM TO THE CORRECT PERSON.

AFFILIATE 'APPENINGS: Send to Editor.

AFFILIATES: See list in Nov. issue. For information on show awards, how to start a chapter or questions on new or renewal membership, write Mrs. Talbot A. Freie, 4854 N. Cedar St., El Monte, CA 91732. Send officer information sheet received with charter to Mrs. Freie by July 1.

AVSA EMBLEMS: See January issue. Member, Past President, Life Member pins. Own and wear them with pride. Order from AVSA office.

AVSA OFFICE: Mrs. Wade H. Bell, Office Manager, Box 1326, Knoxville, TN 37901

BEST VARIETIES LIST: See November issue.

BEST VARIETIES - HONOR ROLL COMPILER: Mrs. M. G. Gonzales, 200 Doris Ave., San Jose, CA 95127

BOOSTER FUND: Send contributions to Mrs. W. M. Plaster, 8304 Suffolk Dr., Shreveport, LA 71106

BOYCE EDENS RESEARCH FUND: Send contribution, club or individual, to Mrs. L. F. Lidiak, 4503 Sinclair Ave., Austin, TX 78756

BYLAWS: See September issue.

COMMERCIAL ACTIVITIES: Albert Buell, Buell's Greenhouses, Box 218, Eastford, CN 06242

COMMERCIAL MEMBERS: See list in November issue.

CONVENTION:

AWARDS: See January issue. Send suggestions or contributions for convention awards to Mrs. Richard A. Chase, 482 Rutherford Ave., Redwood City, CA 94061

PROGRAM: See March issue. Send special requests for workshop programs; suggest names of interesting speakers to Mrs. J. A. W. Richardson, R. R. 1, Box 70, Tavares, FL 32778

SCHEDULE: See January issue.

TIME AND PLACE: If your club or a group of clubs would like to sponsor a national convention in your area, write to Mrs. H. Harold Baker, 2182 Stanford Ave., St. Paul, MN 55105

CULTURE FOLDERS: Free from AVSA office, for distribution at shows or by commercial members with plants. Membership application included.

CUMULATIVE INDEX: Write AVSA Office.

EDITOR: Mrs. Grace Foote, 211 Allien Pl., Port Arthur, TX 77640

HONOR ROLL: See June issue.

JUDGES: See September issue for list

JUDGING SCHOOL: For information on holding a school or to become a qualified judge, write to Mrs. Ruth Carey, 3900 Garden Dr., Knoxville, TN 37918

LIBRARY: See June issue for list of slide programs and packets available from AVSA Library. Order from AVSA office. If you have ideas for a library program or slides to donate for library, write Mrs. Marvin Garner, 1010 Edgewood S.E., North Canton, OH 44720

LIFE MEMBERS: See June issue for list.

MAGAZINE:

ADVERTISING MANAGER: For advertising rates, copy and information write Mrs. Terrance R. Leary, 438 Brady Lane, Austin, TX 78746

ARTICLES: Send to Editor.

DEADLINE DATES: June issue, Mar. 1; Sept. issue, June 1; Nov. issue, Aug. 1; Jan. issue, Oct. 1; Mar. issue, Dec. 1.

BACK ISSUES: Complete your set now. Write to AVSA office for price list of available issues.

BINDERS: Sold only in pairs at \$7.00 postpaid. Order from AVSA office.

CHANGE OF ADDRESS: Send your new address at least 30 days before it is to take effect. Send old address with the new. Enclose the address label from your last magazine. Send to AVSA office.

FAILURE TO RECEIVE: Notify the AVSA office.

MAGAZINE MART: Do you want to buy or sell back copies of THE AFRICAN VIOLET MAGAZINE? Write Mrs. E. A. Nelson, 603 E. Essex Ave., St. Louis, MO 63122

MASTER VARIETY LIST:

A must for all judges and serious growers. 1970 edition describes all registered varieties 1948 - 1969; all classified species; other named cultivars introduced 1960-69. \$3.50 Order from AVSA office. Supplements, September magazine, 1970 to date.

SUPPLEMENT: Send description of any new cultivar with hybridizer's name to Mrs. Fred Tretter, 4988 Schollmeyer Ave., St. Louis, MO 63109

MEMBERSHIP! Send new or renewal membership to AVSA Treasurer, AVSA office. Make check payable to AVSA. Life - \$100; Commercial - \$15; Individual - \$6; Affiliate Chapter - \$6; Affiliate Council, State or Region - \$15. **FOR AFFILIATE, GIVE THE FOLLOWING INFORMATION:** Name of chapter or council; President's name and address; address to which magazine is to be sent; name of town considered home town of chapter.

APPLICATIONS AND BROCHURES: Free from AVSA office. Please state quantity required. Use for show, commercial sales room or wherever memberships may be solicited.

MEMBERSHIP AND PROMOTION: Send your ideas, offers to help or requests for assistance in this work to Mrs. Harold Rienhardt, 4463 W. Seneca Tpk., Syracuse, NY 13215

MINIATURE AND SEMIMINIATURE LIST: \$2.00 Mrs. Sidney Bogin, 39 Boyd St., Long Beach, NY 11561

MINUTES: See September issue.

NOMINATING COMMITTEE REPORT: See Jan. issue.

OFFICERS AND COMMITTEES: See June issue.

OFFICIAL CORRESPONDENCE: AVSA Secretary, Mrs. Robert Hamilton, Meadow Lakes, Apt. 18-06, Hightstown, NJ 08520

PLANT REGISTRATION: Mrs. Fred Tretter, 4988 Schollmeyer Ave., St. Louis, MO 63109

QUESTION BOX: Anne Tinari, 2325 Valley Road, Huntingdon Valley, PA 19006

RESEARCH: Send suggested subjects for scientific research or names of interested qualified potential research personnel to Mr. Frank Tinari, 2325 Valley Road, Huntingdon Valley, PA 19006

TALLY TIME: See March issue.

TEACHERS: See September issue for list.

TREASURER'S AND AUDITOR'S REPORT: See Sept. issue.

Letter From The AVSA President




Dear AVSA Friends:

Someone has said that one of the greatest joys in life is the friends we meet along the way and how true that is when you pause to consider how much your life has been enriched by the friendships made traveling the path marked "African Violet Way".

Over the years so many of you have become treasured friends and now that I've been given the honor of serving as your new President, I hope to have the privilege of getting to know many more of you.

In this, its 30th year, our society has weathered the sweet innocence of infancy, the frustrations and problems of adolescence and now stands proud and glorious in vigorous maturity. That doesn't mean, however, that we can afford to sit back and become complacent. All working together, let's remember the sky is the limit for this society. Think – talk – promote AVSA wherever you go! As you know, it's the squeaking wheel that gets the oil, so speak up!

I've always loved that sign our beloved Helen Van Zele pictured above her desk in one of her President's Letter columns – "Please Disturb!" That goes for me, too!



Sincerely,

Melba B. Nelson

Honor Roll Of African Violets

Mrs. M. G. Gonzales
Best Varieties Compiler
200 Doris Avenue
San Jose, Calif. 95127



To be on the Honor Roll, a variety must have appeared on the Best Varieties List for five consecutive years.

1966

Bloomin' Fool No. 1473 (Richter's Greenhouse)
Blue Chips No. 1340 (Naomi's African Violets)
Fandango No. 1782 (Granger Gardens)
Flash (Lyndon Lyon)
Fleet Dream No. 1131 (Select Violet House)
Glad Rags (Lyndon Lyon)
Granger Garden's Angela No. 1210 (Granger Gardens)
Granger Garden's Blue Modiste No. 1449 (Granger Gardens)
Granger Garden's Fair Elaine No. 1217 (Granger Gardens)
Granger Garden's Snow Ballet No. 1219 (Granger Gardens)
Hi Hopes No. 1303 (Lyndon Lyon)
Oriental Red No. 1304 (Lyndon Lyon)
Richter's Green Dawn No. 1138 (Richter's Greenhouse)
Richter's Red Crown No. 1180 (Richter's Greenhouse)

1967

Delft Imperial No. 1326 (Granger Gardens)
Granger Garden's Fury No. 1216 (Granger Gardens)
Granger Garden's Never Lovelier No. 1213 (Granger Gardens)
Granger Garden's Sweetheart Blue No. 1225 (Granger Gardens)
Granger Garden's Top Sail No. 1212 (Granger Gardens)
Paul Bunyan (Lyndon Lyon)
Sea Grape (West)

1968

Christmas Holly (Reed)
Champion's Water Lily No. 1289 (Champion's African Violets)
Silver Crest No. 1161 (Mrs. Duane L. Champion)
White Perfection No. 1471 (Lyndon Lyon)

1969

Tommie Lou No. 1744 (Oden)
Peak of Pink No. 1467 (Lyon)
Master Blue No. 1465 (Lyon)
Candy Lips No. 1461 (Lyon)
Clipper No. 1724 (Lyon)
Crown of Red No. 1462 (Lyon)
Plum Tip No. 1468 (Lyon)
Leawala (Lyon)
Full Stop (Lyon)

1970

Strawberry Shortcake No. 1509 (Taylor)
Jolly Giant No. 1549 (Lyon)
My Darling (Luciano)
Purple Choice (Lyon)

Red Honey No. 1551 (Lyon)
Cousin Janet No. 1547 (Lyon)
Icy Peach No. 1642 (Lyon)

1971

Lullaby No. 1783 (Granger)
Pink Jester No. 1598 (Granger)
Prom Queen No. 1533 (Granger)
Henny Backus No. 1725 (Lyon)
Hello Dolly No. 1641 (Lyon)
Tinted Frills (Lyon)
Red Cavalier (Lyon)
Janny No. 1527 (Granger)
Happy Time No. 1866 (Lyon)
Wrangler No. 1731 (Lyon)
Magnifica No. 1643 (Lyon)
Alakazam No. 1723 (Lyon)
Cochise (Lyon)
Emperor No. 1597 (R. J. Taylor)
Ruby (Lyon)

1972

No African violets qualified.

1973

Autumn Russet No. 1777 (Granger Gardens)
Charm Glow No. 1779 (Granger Gardens)
Granger Garden's Pied Piper No. 2021 (Granger Gardens)

1974

Ann Slocomb No. 1907 (Lanigan)
Blizzard (Lyon)
Bullseye (Lyon)
Creekside Moonbeam (Bea Mills)
Dazzling Deceiver No. 1865 (Lyon)
Rhapsodie Claudia (Holtkamp)
Rhapsodie Gisela (Holtkamp)
Rhapsodie Elfriede (Holtkamp)
Triple Threat No. 1989 (Lyon)

1975

Brigadoon No. 1014 (Granger Gardens)
Butterfly White No. 1983 (Lyndon Lyon)
Blue Reverie No. 2013 (Granger Gardens)
After Dark No. 2117 (Richter)
Firebird No. 2018 (Granger Gardens)
Granger's Carefree No. 2221 (Granger Gardens)
Jingle Bells (Richter)
Rhapsodie Gigi (Holtkamp)
Rhapsodie Ophelia (Holtkamp)

PLASTIC LABELS

(Postpaid) (Minimum Order: \$5.00)

LIFETIME Markers: (White only)
 Style A, 4 1/2" Vertical Stakes.....500/\$7.99, 1000/\$14.50
 Style B, 2" x 5" Tee Stakes.....100/\$4.89, 500/\$18.95
 Style C, 6" Vertical Stakes.....100/\$4.50, 500/\$18.50
 THRIFTEE Markers: (Red, Pink, White, Yellow, Blue, Orange, Green & Lavender) (Color NOT Assorted)
 1/8" x 3" Vertical Stakes.....1000/\$5.50 Minimum Order
 1/8" x 4" " " ".....1000/\$7.85 1000 labels
 1/8" x 5" " " ".....1000/\$9.35 same color
 THRIFTEE RAINBOW PAK: (Pak of 100 labels with 7 mixed colors) 1/8" x 4": 100/\$1.75. 1/8" x 5": 100/\$2.50.
 NURSERY MARKING PEN: Fine line, felt tipped with fast drying waterproof ink \$1.25 each 6/\$6.95. Dealer or club prices available for orders of 5000 or more labels.

BERNARD D. GREESON

3548 N. Cramer Milwaukee, Wisconsin 53211
 (Send 35 cents for complete growing supply list)

FEED AS YOU WATER FERTILIZER

15-30-15

8-oz. Package makes 192 Gals.
 \$1.75 ppd.

Indor-Sun Fluorescents by Verd-A-Ray

Most closely duplicates the 100% color rendering index of natural outdoor daylight. Plus carry a 2 1/2 yr. Replacement Guarantee.

Only \$41.85/6 bulbs

LA MARIPOSA GARDENS • BAYOU GARDENS
 1303 Nasa Rd. One Houston, Tx. 77058 488-2476
 2302 Old Rd. Box 874 Friendswood, Tx 482-2832



Jef-Don Enterprises

J. F. DONELIN
 President

(305) 945-7846

1341 N.E. 158th STREET
 N. MIAMI BEACH, FLA. 33162

Pots, nursery cans, vermiculite, poly-sheeting, peat moss, plus 4000 more items for the Plant Industry.

Send for Free Price List
 or Call to Order

Please mention
 "The African Violet Magazine" ad



Quick! Neat! Easy!
FloraCART
Watering Wand

Popular accessory for your FloraCART. Or for any plant setup. Lightweight 21" aluminum wand dispenses water with pinpoint accuracy — no spilling, no breaking leaves! No heavy watering cans! Easy-operating positive-action valve. Complete with 8 feet of plastic hose and gallon plastic jug, \$17.95 each. In U.S. add \$1.25 shipping; in Canada \$1.50. Ohio residents add 98¢ sales tax. Check, money order, Master Charge or BankAmericard (give card number). By the makers of FloraCART indoor greenhouse on wheels. Write for literature. Tube Craft, Inc., 1311C W. 80th St., Cleveland, OH 44102.



Unique Exotic African Violets
Large Starter Plants

- | | | |
|-----------------|--------------------|-------------------|
| All Blue | Happy Harold | Persian Cheer |
| Bandmaster | Ivory Buttons | Pink-A-Miss |
| Bashful Betsy | Ivory Venus | Pink-A-Roo |
| Bridal Lace | Juliana | Pink Volcano |
| Brigadoon | Just Beautiful | Plain & Fancy |
| Butterfly White | Lavender Fluff | Poodle Top |
| Cactus Flower | Leawala | Salad Bowl |
| Camellia Mist | Like Wow Sport | Serenity |
| Candy Apple | Lilian Jarrett | Sherbert |
| Candy Lips | Lime Puff | Shining Plumage |
| Cherry Sunday | Little White Cloud | Silver Crest |
| Chipper | Lucky Lilac | Silver Frosting |
| Dancer | Lullabye | Silver Pinafore |
| Dbl. Pansy Face | Miriam Steel | Skyline Pink |
| Delft Imperial | Moon Drops | Spring Deb |
| Dixie Magic | Musetta | Sugar Pink |
| Electra | Nancy Reagan | Sultry Rose |
| Fashionaire | Night Magic | Tassy |
| Festival | The Parson | Tommie Lou |
| Final Touch | Parsons Blessing | Top Dollar |
| Firebird | Parsons Joy | Top Secret |
| Forest Flame | Parsons Pinkness | Vals Beauty |
| Fun Blue | Parsons Pride | Vals Silver Honey |
| Galahad | Peppermint Frost | Velvet Dawn |
| Garnet Elf | Persian Brocade | Whirlaway |

Prices—\$2.50 ea. including all costs

Minimum order 6 plants
 Calif. res. add 6% tax.

We reserve the right to substitute.

Valley Violets

P. O. Box 448 San Ramon, Calif. 94583
 Ph. 415-828-5589

LOUISE'S GREENHOUSE

Fresh Cut A.V. Leaves List 20¢

VISITORS WELCOME

LOUISE PITTS

P. O. Box 767 Sour Lake, Texas 77659
Phone 713-287-3387

AFRICAN VIOLETS FOR FALL

Starter Plants—\$1.75 ea. ppd. Min. Order—3 plants

Crimson Frost	Fantastic
Wild Country	Tiny Tim (mini)
Lavender Tempest	Top Dollar
Nibble (mini)	Midget Bon Bon (mini)
Coco (mini)	Tiny Gypsy (mini)
Calico Kitten (s-mini)	Candy Cane
Twinkle Toes (mini)	Little Delight (s-mini)
Faith	Christi Love
Peach Glo	Red Gold

Requests will be filled in order received. Shipment will begin Aug. 15 and continue until about Nov. 1. All orders acknowledged promptly giving approximate shipping date. Those receiving my spring list will receive my fall listing. All others send 25¢, which is refundable with order.

MRS. LOU ARTA CORBIN

12040 Southridge Dr.
Little Rock, AR. 72207

AFRICAN VIOLET STARTER PLANTS

5—\$7.95 10—\$14.95 15—\$20.95

Order now for Summer shipping
Minimum order—5 plants plus postage

Postage for 5 plants—\$1.75 east of Denver
\$2.35—Denver & west

Add 75¢ postage for each additional 5 plants.

Varieties now ready for shipping.

Becky	Gov. Knowles	Regina
Blue Bender	Granada	Ruffled Red
Blue Charm	Green Ice	Sailor's Dream
Bonnie Blue	Home Run	Silver Garland
Candy Dandy	Irish Dude	Spicy
Christopher James	Ivory Venus	Sunlit Beauty
Coral Caper	Just So	Sweet Mary
Court Jester	Knee High	Swingin' Pink
Crystal Pink	Margo	Tangier
Dainty Doll (LL)	Memories	The King
Final Touch	Midget Mischief	Tiffany
First Lady	Miriam Steel	Trail Along
Flamingo	Night Flower	Tribute
Fresh	Night Magic	Tropicali
Frisky	Peach Lace	Velvet Dawn
Genesee Butterfly	Peppermint Stick	Velvete
Genesee Flame	Persian Sensation	Vern's Blue Snow
Genesee Primrose	Red Chief	White Wisteria
Genesee Whitecap	Red Hosta	Zeta
Gotcha Sport	Red Safari	Zingy


FREE PLANT IF YOU LIST SUBSTITUTES.

Send self-addressed, stamped envelope for descriptive list.

Visitors welcome by appointment—
closed Sundays & Mondays

LOUISE BARNABY

12178 Highview (Indian Lake) Vicksburg, Mich. 49097
Ph. 616-649-9036



fluorescent lamps

**ACCLAIMED BY
INDOOR
GARDENERS!**

"TruBloom is superior in growing and blooming ornamental plants indoors."

George A. Elbert
Indoor Light
Gardening Author

- **No glare daylight look**
The remarkable soft white TruBloom matches outdoor light without glare or distracting color effects.
- **Maintains compact plants**
- **2 full years of efficient lamp light**
Every lamp guaranteed for 12,000 hours . . . 50% longer than standard commercial tubes.
- **Superior, longer lasting flowers**

Verilux TruBloom, Dept. AV
35 Mason Street, Greenwich, Conn. 06830

Please send Verilux TruBloom lamps as follows via prepaid delivery:

NOTE: Minimum order is one 6-lamp carton.

No. of Cartons	Watts	Length Inches	Base	Price per Carton
_____	20	24	Bi-Pin	40.20
_____	40	48	Bi-Pin	37.80
_____	96 (12 per case)	96	Single Pin	132.00

Quantity Discounts Available. Prices on additional standard sizes upon request. Add \$1.00 per case west of the Mississippi.

Name: _____
(please print)

Street and No.: _____

City: _____

State and Zip: _____

(Be sure to enclose check or money order)

Fresh cut leaves Old & New Varieties

EPISCIAS
IRENE FREDETTE ORIGINALS

Please send 20¢ for 1976 list.

HEAVENLY VIOLETS

MRS. MARY V. BOOSE

9 Turney Pace Trumbull, Conn. 06611

BEAUTIFUL HYBRID AFRICAN VIOLETS

6 assorted labeled plants 7.65

3.7-oz. Precise Timed Release

African Violet Food (8-11-5) 1.75

Plants shipped May 1st through Nov. 1st.

No List All Items Postpaid

HAPPY VIOLETS

Rt. 1, Box 482 Talladega, Alabama 35160

Violets At The Ernst's

221 S.E. 70th St. Gainesville, Fla. 32601

(near Newnans Lake - Phone 376-8655)

LEAVES AND PLANTS

Please Send 25¢ for list.

1975 REVISED
"AFRICAN VIOLET HANDBOOK FOR
JUDGES AND EXHIBITORS"

SALMON COVER—All 1975 rules, changes, awards, information updated, plus new material. Due to increase in printing and postage, \$3.00 per copy, including postage. Discount on orders of 25 or more.

RUTH G. CAREY

3900 Garden Drive Knoxville, Tenn. 37918

Imperial Gardens


wishes to thank all the people for the tremendous response to our previous ads! To those who haven't written yet, send stamp for listing of the newest introductions of **BLADES, FISHER, ARNDTS, GRANGER, LYON** and, of course, Imperial Gardens' own "ADIEU" and "CENTURY II".

Imperial Gardens

P. O. Box 17188

Wichita, Kansas 67217

We regret, at the present time, no retail sales at the shop.



ENTER YOUR
PLANTS IN

1976

AVSA CONVENTION

WIN A
FLORACART

NOTE—The manufacturers of the popular FLORACART are happy to again present a FLORACART (Model BA3 complete unit) as an award.

Class—The AVSA COLLECTION AWARD, composed of three different AVSA registered varieties of African violet plants. A member may enter only one collection and each plant must score 90 or more points.

- 1953—Mrs. Ronald B. Beaume, Detroit, Michigan
- 1954—Mrs. E. L. Forde, Donaldson, Tennessee
- 1955—Rev. Harold L. Thompson, Birmingham, Michigan
- 1956—Mrs. L. A. Beck, St. Joseph, Missouri
- 1957—Mrs. J. R. Bush, Muncie, Kansas
- 1958—Mrs. Edward Casey, Rochester, New York
- 1959—Mrs. Clarence Kuder, Bowling Green, Ohio
- 1960—Mrs. Alexander B. Colver, Brightwaters, New York
- 1961—Mrs. Joseph Frost, Indianapolis, Indiana
- 1962—Mrs. J. W. Shury, Richmond, California
- 1963—Mrs. George Phillips, Arlington, Texas
- 1964—E. D. Vvike, Columbus, Indiana
- 1965—Mrs. Johnny Mauer, Miami, Florida
- 1966—Mrs. Karl C. Ohlson, Lynn, Massachusetts
- 1967—Mrs. Wallace Behnke, Newark, Delaware
- 1970—Mrs. Frank Lucithe, Racine, Wisconsin
- 1971—Mr. and Mrs. John Gutridge, Sun City, California
- 1972—Mrs. Irene Fiedler, Prescott, Wisconsin
- 1973—Brother Blaise, Hargraville, Rhode Island
- 1974—Elizabeth Behnke, Newark, Delaware
- 1975—Mrs. Rochelle Yerger, Tallahassee, Florida

For the Finest in Indoor Gardening!

ENJOY A FLORACART

World's Finest Portable Indoor Garden

For use with Rapid Start Fluorescent Lights!

FloraCart is the original, most popular movable unit for easy indoor gardening! Raise luxurious African violets . . . force spring flowering bulbs and get strong plant from all seeds and cuttings! NOW every FloraCart comes with beautiful molded fiberglass trays (19"x49"x1 1/2") . . . lightweight and strong, easy to keep clean, and impervious to moisture, chemicals, and weather! Choose from two FloraCart models: 3 Trays, \$92.07; 2 Trays, \$67.89. (Light Fixtures additional.) Rugged lifetime construction of aluminum tubing. Has smart new decorator type 2 1/4" casters. For the heavy-duty 4" casters shown in picture, add \$1.75. Equip your FloraCart with Combolite fixtures designed especially for flower culture, combining incandescent and fluorescent lights, proved superior to either one alone!

Write today for illustrated catalog. When you order, send check, money order or use Master Charge or Bank Americard. Give number.

Ohio residents add 4 1/2% Sales Tax

**Tube
Craft inc.**

1311C West 80th Street
Cleveland, Ohio 44102

CHAMPION VARIEGATES FOR '76

- TIFFANY TRINKET** — Bright pink double. Semiminature.
- BUTTON TRINKET** — Pink and white double. Semiminature.
- PINK PILLOW** — Fluffy pink double with light edges.
- THISTLE PATCH** — Huge orchid tutone double.
- WATERCOLOR** — Pink double slightly mottled.
- YUM YUM** — Pink and white single. Excellent.
- HEATHER BLUE** — Full double geneva, medium blue, heathery.
- HALF & HALF** — Royal blue ruffled single. Wide geneva edge.

SEND LARGE, STAMPED ENVELOPE FOR SHIPPING LIST. Small plants of variegates and miniatures shipped. Latest varieties with green foliage also available at the house. Visitors welcome.

CHAMPION'S AFRICAN VIOLETS

8848 Van Hoesen Road Clay, New York 13041

(Off Cicero exit of Route 81, west 4 miles on Route 31, right on Van Hoesen 1 Mile. Tel. 315-699-7317



GRO-CART is a scientifically equipped indoor plant stand, designed with special fluorescent lights to bring the advantages of an expensive greenhouse into your home. Experiment with hybridizing plants. Grow your own organic foods and herbs, or beautify the decor of your home with spring flowers the year 'round and raise beautiful blooming plants regardless of weather or season, right in your living room.

GRO-CART MODEL GH - 3 SHOWN. SEND FOR FREE BROCHURE AV. WE STILL GROW BEAUTIFUL AFRICAN VIOLETS FOR SALE AT OUR NURSERY ONLY. NO LIST.

OPEN DAILY 10 - 5; SUNDAY 1 - 5

THE GREEN HOUSE

9515 Flower Street • Bellflower, California 90706

- A—PG-220 Plant Grower 25" L x 12" W x 22" H (adjustable) walnut woodgrain steel, less lamps & tray.\$16.95
- PG-220L Plant Grower w/2-20 watt GRO-LUX (WS) Lamps 20.95
- PG-220T Plant Grover w/brown plastic tray (less lamps). 17.95
- PG-22TL Plant Grower w/2-20 watt GRO-LUX(WS) & Plastic tray 21.95
- B—Plant Stand: 4-22 x 11 trays (less fixtures).. 30.95
Fixtures for above w/2-15 watt GRO-LUX lamps 16.95
- C—1911GL Clamp on Fixture, cord & switch w/75 watt Grow Light, white or yellow .. 8.45
- 1822PL Clamp on Fixture, white, w/150 watt Plant Lite. 11.95



A



B



C

FLUORESCENT LAMPS

	15 watt		20 watt		30 watt		40 watt	
	18"	24"	24"	36"	36"	48"	48"	
COOL WHITE	\$ 9.36	\$ 8.77	\$11.70	\$ 7.68				
WARM WHITE	9.36	8.58	11.70	9.36				
GRO-LUX (WS)	10.14	11.51	N.A.	11.50				
Carton of 4	(Price is List price less 35%)							
NATURESCENT	\$11.93	\$12.71	N.A.	12.98				
GRO-LUX	12.22	13.65	13.65	14.96				
VITA-LITE	16.98	17.14	20.26	17.66				
VITA-LITE (Powertwist)	N.A.	20.30	N.A.	20.58				

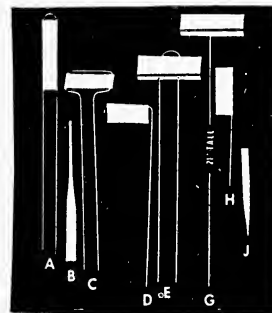
INCANDESCENT LAMPS

GROW-LIGHT	— 75 watt	\$1.95—1	\$3.60—2	\$ 6.35—4
"	—150 watt	2.65—1	5.36—2	9.53—4
PLANT-LITE	— 60 watt	4.75—1	9.10—2	15.93—4
"	— 75 watt	4.85—1	9.42—2	16.49—4
"	—150 watt	4.95—1	9.58—2	16.71—4

Write for Quantity discounts on Cartons of 12 & 24 lamps.
Timer—\$5.45 with \$30.00 order.....Separately—\$7.45.
Shipping—48 States add 10% . . . Outside 48 States add 20%.

FREE Catalog—over 200 listings.
(Largest selection in U.S.)
Michigan Residents add 4% Sales Tax.

INDOOR GARDENING SUPPLIES
P. O. Box 40551A — Detroit, MI. 48240



THE
PERMANENT
METAL
GARDEN
LABEL

REVISED PRICES AND QUANTITIES
- EFFECTIVE MARCH 1, 1976 -

A—Hairpin Style Markers	10 for \$1.50
B—Plant or Shrub Labels	50 for \$1.50
C—Cap Style Markers	10 for \$1.50
D—Swinging Style Markers	10 for \$1.25
E—Rose Markers	10 for \$1.45
F—Tall Display Markers	10 for \$2.00
G—Tall Single Staff Markers	10 for \$2.00
H—Pot or Rock Garden Markers	10 for \$1.00
J—Small Plant Labels	50 for \$1.25
K—Tie-On Labels	100 for \$3.25

* Introductory Offer: One each A, B, C, D, E, H, J, and K with water-proof crayon only \$1.25.

Special Quantity Prices Available

11 1/2"
Rose
Marker
Code E

Popular and
Durable
10 for \$1.45

"Postage Prepaid"
Introductory Offer
One each A, B, C, D, E,
H, J & K with waterproof
crayon only \$1.25.
Paw Paw Everlast Label
Box 93 X
Paw Paw, Mich. 49079

Friday 10-2 6116 Southwest Freeway
 Sat.-Sun. 10-6 Houston, Texas 77027

Plant Palace

- At The Common Market -

African Violets 784-3353
 House Plants Doris Artis

20 fresh cut African violet leaves for \$5.00 plus \$2.00 for postage, 10 leaves for \$3.00 plus \$1.50 postage. (I ship first class)
 Please send 25¢ for '76 list. Shipping ends Oct. 15th for the season.

Mrs. Ernie Wurster

R. 1, Box 156 Elizabeth, Ill. 61028

SHIRLEY AFRICAN VIOLETS

Many varieties of Violets, Episcias, Columneas, Begonias, Cacti; many other plants, Soil, Gro-Lux Bulbs, and other supplies.

MRS. L. T. SHIRLEY
 9504 Berkshire St.
 Houston, Texas 77093

Ph. No. 695-6190 No List Please

Fresh-cut leaves, rooted cuttings, Gesneriads. All Violet supplies. Exclusive for 1976—20 new originations by Ernest Fisher of Canada.

Send 15¢ for List. Visitors welcome.

WOOD'S AFRICAN VIOLETS

Proton Station Hwy. 10, Ontario, NOC 1LO Canada.

DODE'S GARDENS

GROWING SUPPLIES

DoDe's Special African Violet Potting Soil

Excellent! Try and compare. Sterilized and treated with insecticides to help prevent disease. Also contains special growing elements.

24-oz. — \$1.35 48-oz. — \$2.50

FERTILIZER

8-oz. Peters Violet Special 12-36-14\$1.85
 8-oz. Peters Variegated Special 5-50-17 2.35
 24-oz. Liquid Blue Whale Brand 6-2-1 3.95
 8-oz. Liquid Sturdy Brand 0-15-14 2.90
 (Success formula=1/3 cup Sturdy and 2/3 cup Blue Whale)

POTS AND PLANTERS

2 1/2" square plastic pots 25 for \$1.50
 4" plastic pots 15 for 1.50
 6 quarts Perlite (1/2 lb.)\$.65
 4 quarts Verlite #3 (1/2 lb.)65
 2 pounds Dolomite Limestone 1.00
 2 pounds Super Phosphate95
 1 ounce Carbamate (Fermate)50
 100 Stake Labels—6" white 2.25
 Minimum order \$5.00

Please add \$1.75 for shipping and packing up to a \$12.99 order; \$2.75 up to \$24.99; \$3.75 up to \$49.99; \$5.25 for \$50.00 and over.

We ship by UPS . . . For box number and RFD please add phone number and give a street address.

AQUAMATIC SELF-WATERING VIOLET PLANTER

Lets your plants water and fertilize themselves.

Single—\$2.50 6 for \$12.85
 Twelve or more \$1.94 each
 Case of 24 \$40.00

POSTAGE PAID!!

*Clubs write for discount prices on Supplies, Soil, and 2 1/2" violet assortments.

*LOW PRICES ON FLORACARTS.

Write us for details.

— 0 —

HELEN VAN PELT WILSON'S BOOK

price \$8.45

(Hardback)

AFRICAN VIOLET KIT

Now YOU can easily grow America's number one house plant.

Kit includes everything you'll need: 3 selfwatering aquamatic planters®; drainage rock; special, premixed growing medium with a systemic insecticide; a supply of African violet fertilizer; and THREE different, named African violet plants in bud.

Complete kit of three only **\$10.95**
 shipping and handling \$1.75

Excellent Gift for All Occasions.



DODE'S GARDENS

1490 Saturn Street
 Merritt Island, Florida 32952

Send stamp for catalog.

We ship by UPS . . . For box number and RFD please add phone number and give a street address.

Florida residents add 4% sales tax on all orders.

ROSE KNOLL GARDENS
In the Heart of Lincoln Land

Newest varieties by Hawley, Lanigan, Grangers, Lyon etc. Due to expanding costs of supplies, labor and postage, we will NOT ship. Visitors most welcome. Clubs wishing to visit, please call for a special welcome.

No list No shipping

MR. AND MRS. JEFF RHOADES
Assumption, Ill. 62510 217/226-3249

140,000 AFRICAN VIOLETS

—OVER 500 VARIETIES—

Includes Miniatures & Trailers

Our FAMOUS BUELL'S HYBRID GLOXINIAS

Columneas, Episcias, others with FIBROUS ROOTS
Achimenes, Kohlerias, others with RHIZOMES
Gloxinias, Sinningias, others with TUBERS
Terrarium Plants • Books • Seeds • Supplies

GESNERIAD SPECIALIST

Since 1943

SHOWPLACE Greenhouses—20,000 sq. ft. under glass.
VISITORS WELCOME 8 AM - 5 PM (Closed Sunday & Holidays. NE corner of State, 6/10 mi. from Conn. 198 & Eastford center, off Westford Rd.

1974 DESCRIPTIVE LIST of all we grow, books, supplies. Send 25¢ and LONG, SELF-ADDRESSED, STAMPED ENVELOPE.—20¢ 1st class, 10¢ 3rd class.



GREENHOUSES, INC.

P. O. Box 218-AV 76

Eastford,

Phone 203 974-0623

Weeks Rd.

Conn. 06242

PREMIERE COLLECTION

4 Beauties – Each in 3" Pot

Smithiantha (Temple Bells) – Many varieties, healthy, beautiful plants in bloom or bud.

Streptocarpus Saxorum (False African Violet) – Pot or basket plant with small, fuzzy leaves, lavender nodding blooms.

Columnea (Goldfish) – "Chocolate Soldier" hybrid. Full chocolate colored foliage, bright red flaring blooms. Excellent basket plant.

Sinningia (Miniature gloxinia) – "Doll-baby" hybrid. Attractive small-growing plants, bright slipper shaped flowers.

\$9.50
postpaid

Two or more Collections, ea. \$9 pp

Smithiantha Collection

9 different varieties selected from thousands of healthy plants. You receive the best. \$22.00 postpaid

Send order with check* to:

Bloomin' Mad

1155 Monte Rosa Drive – Menlo Park, Ca. 94025

*California residents, add 6% sales tax

ORCHID GROWING SUPPLIES

Postpaid—Minimum Order: \$5.00

- Osmunda Fiber (¼ cu. ft. bag)\$3.98 ppd
- Orchid Seedling Mix (¼ cu. ft. bag) 3.98 ppd
- Terrestrial Mix—Very good for starting Orchids, African Violets or for Terrariums (¼ cu. ft. bag) 4.45 ppd
- Orchid Fir Bark (medium) (¼ cu. ft. bag) 3.00 ppd
- Peters Orchid Plant Food (10-30-20) 8-oz. pkg. 2.40 ppd
- Sunset Book: "How To Grow Orchids" 2.75 ppd

Send 35 cents for complete growing supplies list

BERNARD D. GREESON

3548 N. Cramer

Milwaukee, Wisconsin 53211

I HATE AFRICAN VIOLETS

(that don't grow and bloom)

Crestwood Violetry

guarantees

All plants shipped must arrive pest and disease free and in good condition or will be replaced or your money refunded.

Starter plants \$1.50

FC Leaves 50¢

Featuring Crestwood's Zodiac

List 20¢

Visitors by Appointment only

7314 Jervis Street

Springfield, VA 22151

OOOPS - - We Goofed!!

WE NEGLECTED TO PUT OUR P. O. ADDRESS IN THE MARCH AV ISSUE.

THANKS TO ALL OF YOU WHO TOOK THE TROUBLE TO 'FIND' US.

The rest of our March ad is O.K. We still have the 350 (plus) A.V. varieties for starter plants and fresh-cut leaves.

—SEND 25¢ FOR 1976 VARIETY LIST—
(refunded with 1st order)

Tomara African Violets

Mrs. Ralph D. Tompkin

Rt. #3, Fayette, MO. 65248

1 mi. N. Fayette on Hiways 5 & 240

Phone 816-248-3232

Visitors Welcome 9-7, Sun. 2-7

RESERVOIR WICK POT T.M.

"It Waters and Feeds at the Same Time"



CONSTANT FEED FERTILIZER

8 oz. \$2.00 postpaid

PRICES ON RESERVOIR WICK POTS

	EACH
1 to 5	\$1.50 postpaid
6 to 19	\$1.35 postpaid
20 or more	\$1.20 postpaid

Send stamped self-addressed long envelope for 20 page catalog of AFRICAN VIOLETS and SUPPLIES.

VOLKMAN BROS. GREENHOUSES

2714 Minert St., Dallas, Texas 75219


Lumen-Liter Plant Stands are made of Gleaming Aluminum square tubing with high impact soft green trays. Lights are easily adjustable above trays with chains.



Send stamp for literature.

Naturescent, Vitalite, Gro-Lux tubes, lamps, trays and timers, etc.

Ripe-N-Gro Sunlite 17 in. diameter 19 in. high Avocado Green with 22 watt wide spectrum Fluorescent Lamp \$28.95 P.P. Spot-O-Sun Grolite Planter, Avocado Green \$19.95. Can be used with timer.



Tray \$39.95



8 Tray \$52.95

Fixtures for above stands with 2-24" — 20 watt cool white tubes \$15.95 each with cord, plug and switch. Add 4% tax in Wisconsin.

FLORALITE COMPANY

4124A East Oakwood Rd. Oak Creek, Wis., 53154
Phone (414) 762-1770

The Little Violet Shop

African violets & Supplies

Now with a greenhouse and many more plants and supplies, etc.

Please call before coming

Route 3 - Box 156M8 Ph. 601-838-6519

Byhalia, MS



ABOUT GARDENING

Helen Van Pelt Wilson's African Violet Book Revised Edition (Hard Back)	\$ 9.95
Helen Van Pelt Wilson's African Violet Book Revised Edition (Paper Back)	5.50
The Indoor Light Gardening Book by George A. Elbert	10.95
Fun With Terrarium Gardening by Virginie and George A. Elbert	3.50
The Complete Book of Terrariums by Charles Martin Fitch	8.95
Ferns To Know and Grow by F. Gordon Foster	5.50
The Complete Book Of House Plants Under Lights by Charles Martin Fitch	9.95
Ferns And Palms For Interior Decoration by Jack Kramer	5.50
Gardening Indoors Under Lights by F. H. and J. L. Kranz	3.50

NO MINIMUM ON BOOKS

Postpaid

Michigan residents please include 4% Sales Tax.

GROWING SUPPLIES

11 oz. Liquid Blue Whale Brand (6-2-1)	\$2.65
24 oz. Liquid Blue Whale Brand (6-2-1)	4.00
8 oz. Sturdy (0-15-14)	3.00
12 oz. Sturdy (0-15-14)	4.50
1½ lb. Blue Whale Soil Builder	1.60
3 oz. can Mildew for Mildew	3.05
16 oz. bottle Cygon 2-E	6.85
4 oz. bottle Kelthane (Miticide)	1.99
4 oz. bottle Malathion 50%	2.09
8 oz. Peters House Plant Food (15-30-15)	1.95
8 oz. Peters General Purpose Food (20-20-20)	1.95
8 oz. Peters Violet Special (12-36-14)	2.20
8 oz. Peters Variegated Special (5-50-17)	2.45
4 oz. bottle Superthrive (Vitamin-Hormone)	3.29
2 qts. Hardwood Charcoal #10 fine, #6 medium	1.75
8 qts. Krum Perlite (Bulk)	2.20
1½ lb. Systemic Insecticide Granules	3.65
10 oz. Plant Marvel i-Bomb (Insecticide spray)	3.05
9 oz. Sphagnum Moss (Milled)	1.80
3 lbs. Carbamate Fermate, Ferbam	6.40
8 oz. Carbamate Fermate, Ferbam (bulk)	1.30
2 qts. #3 Vermiculite fine grind (bulk)	.50
2 lbs. Dolomite Limestone	1.30
2 lbs. Calcium Carbonate	1.60
2 lbs. Superphosphate (0-20-0)	1.30
1 gal. Mary's African Violet Soil	1.35

MINIMUM ORDER \$5.00 Postpaid

Michigan Residents Please Add 4% Sales Tax

Mary's African Violets

19788 San Juan Ave.

Detroit, Michigan 48221

We ship by U.P.S. Please give name of street and phone number.

THE PARK NURSERIES AFRICAN VIOLETS

1200 St. Clair Avenue

ST. PAUL, MINNESOTA 55105

Our New Varieties Are Terrific!

Huge stars, doubles, unusual multicolors. All are dependable show plants that will be a thrill to grow. Only quality plants shipped.

Write now for a list of Park Nursery new introductions.

We ship all winter by REA Air Express. Minimum 25 plants retail or 100 plants wholesale.

PLEASE INCLUDE 13¢ STAMP FOR LIST.

For optimum growth & blooms ... Feed as you water the PLANT MARVEL way



Complete water soluble Plant Food for growing African Violets

Plant Marvel's African Violet spray is ideal for all house plants



The PLANT MARVEL 12-31-14 formula is a scientifically balanced, 100% water-soluble, plant food. Leading professional growers, as well as many amateur growers of African Violets, prefer this formula. It delivers needed nutrients in immediately usable form and in just the right proportions. This remarkably efficient, water-soluble fertilizer supplies the entire root system with all the essential NPK and minor elements. As a result, optimum, healthy growth and blooms are promoted. Your order is always welcome. 8 oz. can—\$2.10; 1 lb.—\$3.10; 2½ lb.—\$5.90; 5 lb.—\$9.20.

Get positive results with this remarkably effective, all-around, insecticide spray. Kills hard-to-get-at Mealy bugs, Soft Brown Scale, Aphids, Spider Mites, and many other insects. No harm to blooms or foliage, when used as directed. Won't stain fabrics or wallpaper. Harmless to children and pets. Here's the ideal insecticide for African Violets, Ivies, Begonias, etc. 5 oz. can—\$2.00.

Postage included. — NO C.O.D.'S.

PLANT MARVEL LABORATORIES

• Dept. AV76 • 624 West 119th St. • Chicago, Ill. 60628

MINIATURE LOVERS

We have listed 100 varieties of new and old miniatures. Also lists semi-miniatures and many standards. Send stamped self-addressed envelope for listing.

The Flower Pot
Stevens Street
Albert Lea, Minnesota 56007

SURPRISE COLLECTION—freshly cut African violet leaves labeled and different; 12 for \$4.00; with roots 12 for \$7.00. Other offers.

Stamp for list.

Theo Jensen
4096 West Barnes, Millington, Michigan 48746



MOIST-RITE SELF WATERING VIOLET PLANTER

Grow better plants with less care.

Single \$2.50; 6 for \$13.00; 12 for \$23.00; 24 for \$39.00; postage included.

THE HOUSE OF VIOLETS

Ralph and Charlyne Reed
Dept. JU-76, 936 Garland St., S.W.
Camden, Arkansas 71701

HOUSE PLANT GROWING SUPPLIES

(Postpaid) including 10% P.P. Increases

- 8" Hanging Basket (saucer & hanger) (white)...\$4.25
- 10" Hanging Basket (saucer & hanger) (green)...\$5.25
- PREMIER Potting Soil (1/2 pk) (Sterilized)...\$3.00
- 5% Lindane Insecticide & Drench (8-oz.)...\$3.75
- Benlate Fungicide (Benomyl) (1-oz.)...\$3.99
- Cygon 2E (for soil mealy bugs)...\$6.95
- Nemagon-50 (for root-knot nematodes) (8-oz.) \$5.25
- Terracolor (Soil Fungicide) (3-lb)...\$7.98
- Systemic Insecticide (protects from mites, soil mealy bugs, thrips, aphids, etc.)...\$4.65

Send 35 cents for complete growing supply list

BERNARD D. GREESON

3548 N. Cramer Milwaukee, Wisconsin 53211

When you visit us you will see a huge selection of very choice plants including 600 varieties of v i o l e t s , latest gesneriads, orchids, hoyas, begonias, and many rare plants. We are sorry, but no shipping.

HOURS: 9 A.M. - 5:30 P.M.
CLOSED: Sunday & Monday

ARNDT'S House Plants

20454 NE Sandy Blvd. Troutdale, Ore. 97060
Phone: 503-665-9466

POYNOR'S GREENHOUSE

African violets and related plants.

No List No Shipping Phone 345-5558
Route 2, Box 107J
Hammond, La. 70401
Off Highway 443 (Morris Road).

- 12 fresh cut leaves \$2.95
- 12 small plants \$7.25
- 25 fresh cut leaves \$5.00

All different and labeled
Prepaid—Air Mail add \$1.00

BILL AND MARLEEN'S VIOLETS

550 Colebrook
Webster Groves, Mo. 63119

ORDER NOW for immediate shipping:

FRESH CUT A.V. LEAVES—Our best selection of choice OLD and the very NEWEST. . . contains Granger Garden's six new spring varieties.

FIFTEEN carefully packed, labeled, first class mail, prepaid \$5.50.

The Violet Window

896 Terra Alta N.E. Warren, Ohio 44483
A stamp, please for our list.

AFRICAN VIOLET STARTER PLANTS

10 ORIGINAL VARIETIES, SAINTPAULIA SPECIES, AND SELECTED NEW AND OLDER VARIETIES.

Send stamp for listing.

ALBERT G. KRIEGER

1063 Cranbrook Jackson, MI. 49201

African Violets or Episcias

- 6 plants - Labeled blooming size (assorted) \$8.50
 - 12 Starter African Violet plants \$8.50
 - 6 fresh cuttings Episcias or columneas labeled \$4.60
 - 16 fresh cut - Labeled African Violet leaves \$4.40
- All Postpaid Listing 30¢

MRS. LEONARD VOLKHART

Route 1, Russellville, Missouri 65074

CASTLE VIOLETS

614 Castle Road Colorado Spring, Colo. 80904

30 leaves, 2 each of 15 varieties; or 6 plants in 2½ inch pots; or 4 plants in 3 inch pots; all different, labeled, prepaid, \$7.00 Air Mail \$8.00.

Shipping from April to November

Take a friend to lunch.

Introduce your houseplants to an old friend. HYPONeX®. Now in new packaging. And new, easy to use liquid formula.

HYPONeX®

The Hyponex Company, Inc.
Copley, Ohio 44321



NEW DECORATIVE PLANT STANDS

Economical — Convenient



3 Level
40 Watt
Shown
49 1/2" Long

Five models from 25 1/2" to 49 1/2" long.

Tray & fixture heights completely adjustable without tools. Convenient slide-out trays & fixtures. Made of gleaming aluminum & Redwood with or without fixtures & casters as desired. Save — Buy direct from maker!


25¢ Brings Catalog of Growth Fluorescents, Plant Stands, Growth Lamps & Accessories

SHOPLITE CO., INC.

566V Franklin Ave. Nutley, N. J. 07110

Officially approved by AVSA Board

African Violet Notes



16 BEAUTIFUL VIOLETS PRINTED IN FULL COLOR. All Different.

(Note size folded 5-3/8 x 3-1/4) **16 NOTEHEADS** } **\$1.50**
16 ENVELOPES } **1**

plus tax

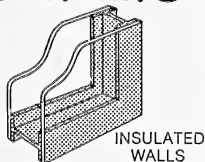
Sold through your local club in minimum lots of 12 packages for \$1 per package. (Your club earns 50¢ per package). An excellent item for sale at your local violet show. Minimum order—12 packages.

(No Single Order Please)

GUS BECKER PRINTING COMPANY
1080 Forsythe -- Beaumont, Texas 77701

Shipped postpaid if check sent with order. Otherwise shipped COD plus postage. Order direct from Printer.

ENERGY-SAVING DOUBLE- WALLED GREENHOUSES FROM JUST \$499



INSULATED
WALLS

Now you can grow economically year 'round in the only greenhouse that solves the energy-cost problem. Laboratory tested in Vermont, rigid double-pane thermal walls are 244% more heat efficient, shatterproof, and maintenance free. Free-standing and lean-to models, no foundations required. Factory direct only, 5 year total house warranty.

Call or Write
for Information

P.O. Box 2235, Dept. AV
Grand Central Station
New York, N.Y. 10017
(212) 686-0173



POSTPAID SUPPLIES

Sudbury Soil Improvement Kit	\$8.29
Sudbury PH Soil Test Kit	1.98
Humiguide Hygrometer	3.95

INSECTICIDES AND CONDITIONERS

Acti-dionne PM	5 ounces	\$1.90
Rock Phosphate	2 pounds	1.75
Dolomite Limestone	2 pounds	1.75

PLASTIC POTS

"White or Utility. All Postpaid. Please specify type. If not specified our choice will be sent."

	25	50	100
1 1/4" Regular	\$ 1.85	\$ 2.85	\$ 4.90
2 1/4" Regular or Square	1.95	2.95	5.15
2 1/2" Regular or Square	2.25	3.85	6.20
3" Reg. or Square, or Tub	2.55	4.60	7.75
3 1/2" Regular or Tub	2.95	5.15	9.04
4" Regular or Tub	3.25	5.90	10.35
5" Tub	6.25	11.40	21.50
6" Tub	5/2.95	10/5.00	25/7.75

PLASTIC SAUCERS

	25	50	100
3"	\$ 2.95	\$ 5.60	\$10.35
4"	3.85	7.00	13.00
5"	4.45	8.55	16.00
6"	5.25	10.10	18.60

Due to high postage minimum order \$7.50.

Complete list of house plant supplies for stamp. Texas residents include 5% Texas Sales Tax.

THE WALKERS

Box 150-X

Luling, Texas 78648

Fresh Cut A.V. Leaves

Hundreds of varieties, Episcia and Columnnea cuttings available.

Grown under fluorescent lights.
Stamp For Listing.

HIGH HAT AFRICAN VIOLETS

RFD #4 - E. Dunbarton Rd.
Manchester, N.H. 03102

BERRY'S AFRICAN VIOLETS

VIOLETS AND SUPPLIES—Wish to let you know that I am not moving, I will remain at this address, so if you need anything for your violets, you can find it here. Tubecraft violet stands with lights, 2 & 3 shelf models—Gro-Lux and Wide Spectrum bulbs, also circline bulbs for Fruit Ripener or Desk Lamp. Aquamatic Planters, watering aids, Blue Whale and Sturdy Fertilizer for larger blooms and healthier plants, Elisa's Violet Rings for leaf support. Volkmann's Soil, Constant Feed Fertilizer, Reservoir Wick Pots. Will ship The Helen Van Pelt Wilson African Violet Book postpaid. Hardback \$9.35 ppd. Paperback \$5.35 ppd. Texas residents add 5% sales tax.

NO LIST

NO CATALOG

MRS. J. S. BERRY

1832 Turner Dr.

Houston, Texas 77093

Phone No. 695-5020

PARSON'S SERIES AFRICAN VIOLETS

25 varieties for spring 1976

- NEW 1976 VARIETIES -

The Parson's Triumph, The Parson's Lynn Renee, The Parson's Hope, The Parson's Faith, The Parson's Nadine, and The Parson's King (A limited edition). Our Other Parson's Varieties 1974-75—The Parson's Baby, Beauty, Blessing, Daughter, Dream, Friend, Glory, Joy, Love, Pinkness, Pride, Ruffles, Wife, The Parson, Parson's Sport, Gift, Happiness, Pink Love, and Twilight Pink. (4 varieties pending—The Parson's Design, Fulness, Surprise, and Delight).

2½" Pots—\$2.50 each Minimum order \$7.50

Fresh Cut Leaves \$.75 each Minimum order \$7.50

Add \$2.00 U.P.S. and packing for each separate order.
West of Denver \$1.00 additional.

We reserve the right to substitute.

WE ALSO OFFER the following African Violets:—Fisher of Canada, Granger Gardens, Lyndon Lyon, Park Nurseries and other hybridizers.

2½" Pots-labeled \$1.50 Minimum order \$7.50

Fresh Cut Labeled Leaves 10 for \$4.00

Add \$2.00 U.P.S. and packing—\$1.00 additional west of Denver.

All Plants Grown Under Fluorescent Lights.

—ORDER NOW FOR SPRING DELIVERY—

SIM T. HOLMES

100 Tuscarawas Road

Beaver, PA. 15009

Phone 412-774-5208

NO LIST

NO CATALOGUE

Shipping May thru Oct.

BAKER'S AFRICAN VIOLETS

FRESH CUT LEAVES OF 500 VARIETIES INCLUDING MOST OF 'BEST VARIETIES' FOR PAST FIVE YRS. ALSO GOOD SELECTION OF OTHER GESNERIADS.

Send stamp for list.

2433 Kingscliff Drive

Atlanta, Ga. 30345

EXOTIC! NEW! DBL'S & SEMI'S!

BLUE

GEE LESLIE—Dark blue dbl. flowers with white edges.

MIDWAY—White and purple blue doubles.

WILD ONE—Blue 'n white 'n Holly foliage.

MAGIC SPLENDOR—Blue, white edged semi-dbl.

PINK

CHRISTI LOVE—AVSA '75; dbl. coral flowers.

SWEET HONESTY—Frilled dbl. pink; Tommie Lou.

PINK HARMONY—Big pink semi-dbl. stars.

LUV—Rosy pink dbl.; often with blue splashes.

PINK VIXEN—Dbl. pink peppered with purple ink.

LILAC

SPLASHES—Lilac stars splashed with blue.

RED

HELENE—Fuchsia red; flowered semi-dbl.

MYSTIC MOMENT—White edged semi-dbl., red.

CHEROKEE FIRE—Dbl fuchsia, Tommie Lou.

CUDDLES—Semi-dbl. fuchsia; semi-min., girl.

WHITE

WINTER'S DREAM—Semi-dbl.; white stars.

JULIA—Dbl. white splashed with reds & purples.

TRAILERS

GYPSY TRAIL—Dbl. light rose pink, trails good.

CRAFTY FARMER—Semi-dbl. blue; good bloomer.

MINIATURES

TWINKLE TOES—White tipped dbl. red.

LITTLE DELIGHT—Dbl. white; fine purple edges.

DESCRIPTIVE LIST FREE!

PRICES include all costs including AIR MAIL for first priority. 6 or more plants or rooted cuttings \$2.90 each, less than 6 @ \$3.50 each—Minimum order 2 plants or rooted cuttings. Shipping date is from May 1 to Nov. 1.

SHIPPING

Sorry, no wholesale shipping or shipping overseas. Wholesale and retail pickup at our greenhouses. No shipping to New Mexico.

LYNDON LYON

14 Mutchler St.

Dolgeville, N.Y. 13329

Phone 315—429-3591



Violets Atlanta

1873 PIEDMONT ROAD, N. E., ATLANTA, GEORGIA 30324

VISIT ATLANTA'S FIRST AFRICAN VIOLET SHOP!

We cater to the violet specialist's every need: beautiful violets, miniatures and standards; interesting Gesneriads for the collector; and a full line of pots, soils, fertilizers, etc. We are 10 min. from the convention site.

OPEN MONDAY-SATURDAY 11-6 SUNDAY 1-6, CLOSED TUESDAY
(404) 875-3041

Special for Fall 1976

- MARK (MM)**—dbl. deep red fringed huge blooms, dark wavy foliage
CAROLE (MM)—dbl. true lavender pink fringed huge blooms, wavy foliage
WILDFIRE (GG)—3" dbl. fuchsia white edge, big show plant
CAMEO QUEEN (GG)—3" dbl. white, olive green foliage, red reverse
PINK NIMBUS (GG)—3" lite pink with excellent white edge
PICASSO (Fredette)—huge blue pink white fantasy, striking
VELVET RIBBONS (Fredette)—single rosy pink with fuchsia edges
LOLITA (Utz)—vibrant pink dbl., good white edge, floriferous
BLUE SULTAN (Utz)—deepest dark blue dbl. strong white edge, plain foliage
WATER COLOR (EC)—full dbl. pink, pretty cream and green foliage
HEATHER BLUE (EC)—full dbl. medium blue, white edge, cramy foliage
TIFFANY TRINKET (EC)—semi-min., bright pink dbl., tailored foliage
WEE ONE (LL)—dbl. bright pink, small tailored foliage, miniature
TINY TOT (LL)—sweet white with pink, miniature tailored foliage
BREEZY BLUE (LL)—trailer, deep blue dbl. stars, terrific
BICENTENNIAL TRAIL (LL)—trailer, deep rose pink, loaded with blooms

ORDER EARLY DIRECT FROM THIS AD for best selection of fall offerings available starting approximately mid-September. Starter plants are \$2.50 each, minimum order 3 plants, Add handling charges as follows: East of the Mississippi 15 % of amount ordered, **minimum** \$2.00; West of the Mississippi 20 % of amount ordered, **minimum** \$3.00. Include street address for United Parcel Service delivery. Please give second choice.

Complete list of hundreds of cultivars, new, old and unusual also available. Please send business size envelope, stamped and addressed for prompt receipt.

Annalee
Violetry

29-50 214th Place

Bayside, N.Y. 11360

212-224-3376



SPARKY

MAGIC SPLENDOR

LYNDON





LYON (Photos by Grower)

INDEPENDENCE

HELENE



REGISTRATION REPORT



Adele Tretter,
4988 Schollmeyer
St. Louis, MO 63109

Any letters to me with questions to be answered **MUST** have a self-addressed stamped envelope for a reply. If none is included, there will be no answer.

The following registrations have been received during the period from November 30, 1975 through February 28, 1976.

LANIGAN'S MAY QUEEN 2774 M-PXW-E 29 sfc S 12/12/75

J. B. Kuhler, 2825 S. E. 14th St., Des Moines, IA 50320

AMY ANDERSON 2775 WV-E 5 sf S 12/27/75
Mrs. W. E. Anderson, P. O. Box 153, Staten-ville, GA 31648

CORAL BELLE 2776 D-PW-E 239 d S 1/5/76
WHITE HERITAGE 2777 W or W&O 35 df S 1/5/76

Tinari GH, 2325 Valley Rd., Huntington Valley, PA 19006

'ANGEL'S PETTICOATS' 2778 M-PX 38 s-df S 1/29/76

Mrs. W. F. Anderson, 360 Tulip Dr., St. Louis, MO 63119

OUR JOYCE 2779 BWC 3 d L 2/2/76
TINA LOU 2780 D-R-OX 27 d L 2/2/76
Rienhardt' AV, 4463 W. Seneca Tpk., Syracuse, NY 13215

FAIR FAX 2781 D-R 57 d L 2/3/76
OLYMPIC TORCH 2782 PWRC 3 dc L 2/3/76
PURPLE RYTHUM 2783 VW-E 3 sf L 2/3/76
Mrs. Elmer Kramer, P. O. Box 783, Cherokee Village, AR 72525

GALE'S GIFT 2784 OX 2 s S 2/4/76
Mrs. Gale T. Gucker

ORCHID TWIN 2785 L-VX 3 s L 2/11/76
David K. Feeter, 16 Ramblewood Dr., No. Chili, NY 14514

SPARKLE PLENTY 2786 D-PR-E 358 dc L 2/12/76
Annalee V., 29-50 214 Pl., Bayside, NY 11360

ALOUETTE 2787 P 57 df L 2/17/76
VELVET RIBBONS 2788 PR-E 2 sc S 2/17/76
WINTER GRAPE 2789 OX 27 s&s-df S 2/17/76

Irene Fredette, 972 Grassy Hill Rd., Orange, CT

WESTDALE SASSY 2790 OX 2 s S 2/19/76
Mrs. Irene Haseltine, 365 So. Henry Ave., San Jose, CA 95117

SUZY'S BEAU PHILLIP 2791 M-B 23 s & d S 2/22/76

SUZY'S BONNIE MAY 2792 D-OX 2 sfc S 2/22/76

SUZY'S BRETT STEVEN 2793 L-O 3 d S 2/22/76

SUZY'S GERTHA 2794 M-B 2 s&d S-M 2/22/76

SUZY'S GRACE C. 2795 WOC 2 s&dc S 2/22/76

SUZY'S JENNIFER PAIGE 2796 OX 3 d S 2/22/76

SUZY'S JERRY B. 2797 L-VX 3 s&s-dc S 2/22/76

SUZY'S LITTLE BEAU 2798 L-BX 2 d S-M 2/22/76

SUZY'S MRS. LUCKY 2799 L-OX 239 d S-M 2/22/76

SUZY'S WARD B. 2800 L-VX 27 s-d S 2/22/76
Mrs. H. Steven Johnson, 741 W. Colonial Dr., Orlando, FL

EILEEN 2801 L-B 5 f s 2/25/76
OUIDA DONALD 2802 PVC 239 sc S 2/25/76
Mrs. Charles J. Donald Jr., 3308 East Briarcliff Rd., Birmingham, AL 35223

RESERVATIONS

The following reservations have been received during the same period as above.

FREEDOM BELLE 2-9-76 Reserved by Joan Laske

BLUETIFUL — SCARLET O'HARA — OZARK BEAUTY 2-3-76 Reserved by Mrs. Elmer Kramer

BLEEDING HEART — FRONT PAGE 2-20-76 Reserved by Ella Kiesling

PINK SNOW 2-20-76 Reserved by Cordelia Rienhardt

ARPEGGE' ALABASTER PINK — ARPEGGE' FROSTED JADE — ARPEGGE' CAMEO PINK — ARPEGGE' MINI MOUSE — ARPEGGE' MINUET PINK 2-20-76 Reserved by Mrs. Arthur Belanger

LITTLE TOM 2-20-76 Reserved by Isla Montgomery

EMERAUDE — ZSA ZSA 2-20-76 Reserved by Leila Egenites

SHARON LYNN — MAY ELIZABETH 2-20-76 Reserved by William F. Wiffen

RENEWALS

HINOON 2-3-76 Mrs. Elmer Kramer — *BARBARA ANN — BRAVURA — SANDY LOUISE* 1-7-76 Vincent Ballirano

CANCELLATIONS

MISTER NOBODY — THE ALAMO — ARNIE — STAR FLOWER — APRIL ANN — OLD DOMINION COOLPINK — LIMESHADE — KINGS VELVET — CROWN PLATINUM

PLANT CARE TIPS

Always water your plants with warm water. Water when the soil in the pot feels dry to the touch. Water, alternately, from the top and the bottom.

Feed your plants regularly with a weak solution (¼ strength) of any good plant food, especially recommended for African violets.

Repot your plants at least once a year. Buy your soil from a local African violet grower whose mix will be especially prepared.

African violets may be grown in the north and east windows preferably. Direct sunshine is inadvisable except during the winter months, two or three hours of morning sunshine can be beneficial.

Never use treated water or water that goes through a water softener.

HYBRID AFRICAN VIOLET SEEDS

by RONN NADEAU

Join the hundreds who are now successfully growing violets with seed from my hybridization program. I now have 60 new crosses to choose from, with various parentages including standards, variegated, trailer, and mini. Each cross and each packet will produce many different new varieties.

Some crosses cost \$3.00, others \$4.00 per packet of 100 seeds (minimum). Send for my list (25¢ plus long stamped envelope) or order directly as follows. Send your check for the number of packets you would like and tell me what kind of new varieties you would like to produce. I will send the best choice of seeds available to fill your order. Send \$4.00 per packet of seed; if the seeds I send are \$3.00 per packet I will include a refund. Seeds are tested and guaranteed to produce seedlings.

2104 BUTTERFIELD CT.

MARYLAND HEIGHTS, MO 63043



CAPRICIOUS? — Just why did you do that? That was the question asked by Mrs. Laurence J. Daugherty of 220 Goodhue Street, South Beloit, IL 61080 as she surveyed her 'Ever Bloom' African violet plant. Who wouldn't ask that if you saw part of a plant growing out of the bottom of the pot? Although it was watered from the bottom, the little plant continued to grow. Since this picture was taken Mrs. Daugherty has taken it off, potted it in its own pot and it's growing well. 'Ever Bloom' started out as a leaf from a violet show and from that leaf Mrs. Daugherty now has five plants, including the one from the bottom of the pot. Mrs. Daugherty is a member of the First AVS of Beloit, WI.



GRANGER

RED
FLAME



WILDFIRE

GARDENS

(Photos by Burton)



CAMEO
QUEEN



STARBURST

NEW LIFE MEMBERS

Congratulations and a very warm welcome to these 18 new Life Members:

Mrs. Hazel E. Bryan, 3020 Mickle Ave., Bronx, NY 10469

Mrs. Paul Clendenen, 40545 Ambar Pl., Fremont, CA 94538

E. M. Evans, 114-15 175th Pl., St., Albans, NY 11434

Mrs. Sylvia Fellows, 4718 Maychelle Dr., Anaheim, CA 92807

Mrs. J. Hornung, 3215-9 Bermuda Ave., Davis, CA 95616

Gillian L. Molson, 440 N. Civic Dr., Walnut Creek, CA 94596

Miss Elsie H. Pearson, 33-32 155th St., Flushing, NY 11354

Cecil Porter, RR 2, Danville, IL 61832

Mrs. G. H. Wilkins, 5918 Ettrick St., Houston, TX 77035

Mrs. Edith Garehime, 230 N. 10th, Las Vegas, NV 89101

Mrs. Patrick Crowe, Sr., 324 James Blvd., Signal Mountain, TN 37377

Mr. Ed Stretch Smith, 4136 Flora Place, St. Louis, MO 63110

Mr. Ronald Leger, Rt. 1, Chemin Richelieu, St. Jean, Quebec, Canada

Mrs. Atlee W. Davis, 640 S. Jackson, Bartow, FL 33830

Mark S. Eggink, 17847 Hoffman Ave. Cerritos, CA 90701

Mrs. Raymond Dooley, 33 Collfiele Ave., Staten Island, NY 10302

Frank A. Tinari, Jr., 2320 Terwood Dr., Huntingdon Valley, PA 19006

Ms. Winifred Graham, 500 Boylston, Ave. E, No. 305, Seattle, WA 78102

BOUQUETS FOR ANNE

*Mary Ann Mansfield
Central Florida AVS*

Mrs. Robert N. (Anne) Guthrie, a charter member of the Central Florida AVS was honored by the Orlando Garden Club and presented the Service Award, given annually to the person in Central Florida who has made outstanding contributions to the community in the field of horticulture.

In addition to serving as the chairman of the Flower Show School of the Orlando Garden Club for several years, teaching courses all over the United States and in foreign countries, she writes a weekly column in "The Orlando Sentinel", as a guide to thousand of Central Florida gardeners.

CROSS YOUR I's . . . and DOT YOUR T's . . .

*Mrs. W. F. Anderson
360 Tulip Drive
St. Louis, MO 63119*

Since many affiliates install officers this month, it seems an appropriate time to consider protocol. For guidance and inspiration, the AVSA Library offers two packets, each with nine different installation ceremonies, which can be adapted for club use.

The word install means to place in office by seating in a stall or official seat. Protocol is a code prescribing strict adherence to correct etiquette and precedence.

Our AVSA Parliamentarian, Mrs. Thomas J. (Rene) Edmundson, says that protocol for an installation is based on the thought that an installation should be done by one of higher rank than those being installed.

Mrs. Edmundson suggests the proper procedure: (1) It is customary for an installing officer to be a past president of a national organization for national installation; a past state president or any national officer for state installations; a past local president, any state or national officer for local installations. Any past officer of each group could also do the installing. (2) It is customary for the incoming president to choose the installing officer, according to protocol, selecting one who is eligible to serve as the installing officer.

Honor your incoming officers with an inspiring installation ceremony.

VIOLETS ARE SO TOLERANT!

*Mrs. William J. Krogman
Brookfield, WI*

Have you ever neglected your African Violets? No violet grower would advocate this, yet is there any one who has not been guilty of neglect at some time or another for good reasons or poor?

You may have neglected watering, feeding, grooming, reporting and gone back to give them a last parting look. Unless they are completely dead, do try to revive them with a little constant loving care and perhaps some fresh soil. You will be amazed at their rapid and almost complete recovery. They may even surprise you with an abundance of bloom.

Few plants are so tolerant as African violets and few will make such a comeback to say — "thanks for giving me another chance."

Violets Under Natural Light

Betsy Evans
4430 E. Presidio Pl
Tucson, AZ 85712

As I lack both the financial part and space for a lighted plant stand, I bought a wrought iron bookcase at the dime store and on those three shelves I have my plants, some of my tools, a miniature greenhouse (great for starting leaves) and, to add a touch of color when my plants are not blooming, hang my ribbons from the top shelf. Due to the climate being so adverse to raising African violets (the humidity is approximately 7%, temperature 110°, approximate annual rainfall is 11 inches) I find that raising them under natural light is quite a challenge, to say the least. My plant stand is in an East window where they get plenty of light — in fact, when the hot morning sun streams in during the summer especially, I keep the drapes pulled so I won't have sunburned leaves.

But, please, don't feel that because you lack either the funds for a lighted plant stand, or do not have an extra room to convert for your plants, you cannot grow them. I have a friend who also grows under natural light and she has won quite a few ribbons with her huge violets.

Both of us also grow gesneriads --- she specializes in the tall slender ones while I go in for the dainty Sinningias, 'White Sprite', 'Pusilla', and soon I hope to add 'Freckles' to my collection.


I have both standards, miniatures and semi miniature African violets. At our 1975 show I took a ribbon for my first semiminature ever entered. One of the miniatures I purchased at the show is now budded. A standard is in full bloom as is a semi. On the living room table in a Western exposure is the species plant 'Ionantha'. This plant has been experimental with me and I am delighted with both its hardiness and its perfect symmetry.

GIVE "BABIES" IN EGG CARTONS

We all like to share our "babies" with friends and neighbors. But how those pots evaporate! When giving plantlets away — instead of using pots use egg cartons. Put some Saran wrap in each egg compartment, place your "baby" in the compartment and fill in with soil or vermiculite as necessary. The recipient should be willing to furnish her own pots. You can cut the box apart — to 4 compartments, six or whatever.



SHOW ENTRIES — Best in Show, 'Lullaby', (top photo), was entered in the AVS of Staten Island's show by Mrs. Raymond (Ann) Dooley. The artistic planting, "Spring" (lower photo) was entered by Monica Bostrom and took first place.





Musings from the "Mini-Mam"

Mrs. Sidney (Ellie) Bogin
Chr. Miniature and Semimini Class
39 Boyd Street
Long Beach, NY 11561

Miniature Care

SOME DOS AND DON'TS FOR SUMMER CARE

Don't work in your outside garden and then go inside and handle your violets. Do change clothes and wash your hands or leave them alone until the next day.

Don't stop your feeding program. Violets do not need a rest period except after a show, when they have been forced by disbudding. Cutting feeding down or out will result in rows of different size leaves when you resume feeding in the fall. Do remember to use plain water every third or fourth time to flush out fertilizer salts.

Do cut your lights down to 10 or 12 hours. Bright summer rooms need less fluorescent lights.

Don't crowd your plants. Make sure they are not touching and do use a fan or air conditioner to create air circulation.

If you are going on vacation do not cover your plants with plastic. The heat builds up with disastrous results. If you cannot get a plant sitter, you can cover only the pot, to the soil line, and tie it with a twist. The plant will be exposed but the plastic will keep the moisture in the soil.

If you are growing on windowsills make sure you protect your plants from the hot summer sun by shielding them with a light airy curtain or use north windows. I have found that the green plastic used to dim the sun on car windshield glass works very well. It lets the light in but filters out the burning rays. It can be obtained in an automobile accessory store.

Do not be surprised if your variegated plants turn green. They get a chlorophyll buildup during the summer. As soon as the cool weather sets in they will start to variegate again.

Do keep up a preventative spray program every other week or so alternating Kelthane and Malathion. More plants seem to get mites during these months because of open windows, garden flowers, animals going in and out, etc.

Do make sure that you use sterilized or pasteurized soil and that your work bench and tools are scrupulously clean. Do dip all potting instruments

into chlorox.

Do enjoy your summer and leave your repotting for the cooler fall months.

I am happy to inform the readers who wrote to me about the cultivar "Pygmy", that it is now a semiminiature and they can show it to their hearts' content.

Don't forget to send me your show winners, the plant names and the winners, not the hybridizers.

The updated edition of the Miniature and Semiminiature Culture and Variety booklet is available from me at the price of \$2.00. Checks or money orders are to be made out to AVSA.

Have a happy summer!



BEST OF SHOW — This magnificent plant, 'Happy Harold', took Best of Show for Mrs. D. Q. Corley at the 13th annual show of the Fort Worth (TX) AVS, theme of which was "Happy Days With African Violets".

Eastern Flower Thrips *Prompt Investigation*

*Adrian G. Gentile and Susan M. Richman**
University of Massachusetts
Waltham, MA

(EDITOR'S NOTE: None of these chemicals listed in this article are available, or registered, for use in homes or greenhouses at this time. It is a very important function of the African Violet Magazine to bring to both the amateur and professional reader the latest scientific information relating to our plants. As any of these pesticides become available for greenhouse or home use, the authors will pass that information on to you through these pages).

This investigation was prompted by the occurrence of a severe infestation of eastern flower thrips *Frankliniella tritici* (Fitch) on African violets in a commercial greenhouse. Most of the host plants were in bloom and the grower was experiencing difficulty in controlling the pest with repeated pesticide fumigations. He was unwilling to make spray applications due to the sensitivity of the blossoms to insecticide damage.

The authors utilized the infestation for the evaluation of 8 pesticides unregistered for greenhouse use but with potential or reported efficacy against thrips. The evaluation was aimed also at assessing whether the chemicals had any phytotoxic effect on the blossoms and foliage of the host plants.

The pesticides, their formulations and relative rates in actual ingredients used in the evaluation are given in Table 1. The surfactant Triton B 1956 was added to Vydate and Orthene according to label instructions for foliar applications. The synthetic pyrethroid FMC 33297 was the only unregistered (experimental) compound included in the evaluation.

The spray applications were made to the run off point with a pressurized hand sprayer. The ambient greenhouse temperature approximated 74° and the day was overcast. Each treatment control consisted of 6 individually potted plants of mixed varieties in full blossom stage. The plants were selected because of clear evidence of thrips infestation.

The assessment of phytotoxicity to plants was made at 2 and 7 days after pesticide application. The rating used ranged from 0 (no visible damage) to 5 in an increasing order of severity of injury to blossoms (none of the test chemicals injured foliage). The assessment of the comparative insecti-

cidal efficacy of the test chemicals against the thrips was based upon the number of live and dead young thrips. The adults had abandoned the disturbed plants. The counts were made with the aid of a dissecting microscope on flower samples randomly gathered from each group of control and treated plants at 48 hours after pesticide application. Each sample consisted of six flowers.

RESULTS AND COMMENTS:

Of all the treated flower samples examined only the ones treated with the synthetic pyrethroid FMC 33297 and Imidan (phosmet) yielded live thrips as indicated in Table 1; however, it was interesting to observe that the pyrethroid caused only slight petal damage with a rating of 2 (sporadic marginal necrosis) whereas Imidan caused severe injury to blossoms and received a phytotoxicity rating of 5. Among the remainder of the test chemicals only Vydate (oxamyl) and Azodrin (monocrotophos) provided good thrips control with very slight petal injury limited to marginal areas of petals but well within market acceptability (i.e. phytotoxicity rating 1 to 2). The other chemicals, although effective against the flower thrips, as indicated in Table 1, proved to be injurious to the blossom well beyond market acceptability and received the phytotoxicity ratings listed in Table 1. None of the test chemicals was injurious to the foliage of the test plants during the 7-day observation period. The non phytotoxic effect of Vydate was later confirmed by applying it to several hundred plants of mixed varieties in full bloom.

Vydate and Azodrin may prove to be valuable

*Extension Entomologist and Research Technician respectively. The authors wish to acknowledge the cooperation of Fred McMullen, Lexington Gardens, Lexington, MA.

pesticides for commercial African violet growers. The two chemicals effectively control a broad spectrum of sucking insects and mites and act as systemics when picked up by the plant via the root system. Vydate is also translocated downward within the plant to the root area where it acts also as a nematicide.

The authors wish to emphasize that the two chemicals are not at present registered for use in greenhouses. The present report is presented for its experimental results and is not meant as a recommendation for use of the above chemicals in greenhouses until they are registered for that purpose.

TABLE 1

Results of evaluation of 8 pesticides for the control of flower thrips on African violets with observations on phytotoxicity to blossoms.

TREATMENT	lbs of Actual Ingredients in 100 gallons	Total Number of Young		Phytotoxicity to Blossoms (Rating 0-5)
		Live	Dead	
Vydate* 2EC (oxamyl)	1.25	0	49	2
Azodrin* 3.2 misc. (monocrotophos)	0.4	0	49 (3) ₁	2
Zectran* 2E (mexacarbate)	0.5	0	32	5
Dursban* 4EC chlorpyrifos)	1	0	15 (1)	4
Orthene* 75S (acephate)	1	0	12	3
Anthio 33* 2.6EC (formothion)	1.5	0	7	5
Imidan* 1EC (phosmet)	1	5 (1)	46 (2)	5
FMC 33297 3.2EC (new synthetic pyrethroid)	0.1	40	4	2
Control	--	130 (1)	6 (1)	0

₁ Adult thrips in parentheses

*Trade names

Don't Let Plants Wilt

Perhaps if African violet growers studied more closely the slow methods by which their plants receive water, there would be greater concern about watering promptly before plants begin to wilt. When plants have reached the wilting stage, damage to root hairs and tissues throughout the plants occurs rapidly, many of which plants recover, if at all, only after considerable time. Some plants respond faster than others after dehydration, but even the fast responders are hurt in the wilting.

As the plant wilts, the small pores (stomates) in the leaf close, greatly reducing water loss and per-

mitting the plant to survive temporarily. The closed pores, however, limit food production, since photosynthesis requires carbon dioxide which enters the leaf through the pores.

Wilting, therefore, reduces the plant's food supply, reduces cell enlargement and growth, and eventually puts an end to the plant's usefulness.

So . . . don't let your African violets get to the wilting stage. Keep them watered — but don't overwater. More African violets are probably ruined by over-watering, under-watering or poor drainage than by all other causes combined.

Question Box



By Anne Tinari, Tinari Greenhouses
2325 Valley Road, Huntingdon Valley, Pa. 19006

Dear Readers:

Due to increased postage costs and the large volume of mail that is received by the 'Question Box', hereafter the only questions that will be answered individually are those accompanied with a stamped, self-addressed envelope. All others are carefully read, filed and answered through the 'Question Box' column as material is needed, to keep a balanced variety on various subjects.

Columnists' material is sent to our editor three months prior to publication so be patient if it takes time for an answer pertaining to your specific problem to appear.

Happy violeting,
Anne

Q. Dear Anne: What is meant by overpotting? Does it mean to pot frequently?

A. To use a pot that is too big is called "overpotting." Pots should be in the proper proportion to the plant. A good guide is to use a pot 1/3 the diameter of the plant. As an example a plant that is 9" in diameter would look properly planted in a 3" pot.

Q. I have an infestation of soil mealy bug, I considered using Systox and have been persuaded against it as it is too dangerous. Instead, a grower has recommended I use Cygon 2E. Can you enlighten me on this?

A. Yes, the Systox is considered dangerous due to extreme toxicity. Many of these organic phosphates are very dangerous for the average person, who grows plants in the home. The Cygon 2E, also in this group, is considered relatively safe by using the proportion of 1/2 teaspoon per gallon. This does not mean it should be used without great caution and preparation. When used as a drench, which is necessary for the soil mealy bug, one should always use it where there is sufficient ventilation. Avoid breathing the vapor, use rubber gloves and face mask for safety when applying it to the plants. Never use this solution on excessively dry plants. Also avoid getting any of the solution on the skin; wash thoroughly after using it.

Q. I recently purchased some toxic material and found a warning on this material which says "use protective clothing." Just what does this involve?

A: You failed to state what material is being

used. However, please let me caution you to obey the warning and read further.

Protective spray clothing may range from long sleeve shirt, trousers, head covering, waterproof boots or shoes, waterproof gloves; also a face mask or, if it states on your label, a gas mask or respirator.

Reread your label and all the information and data that came with your purchase. Usually it is spelled out just what is needed for safety. Don't take chances. Many pesticide poisonings occur through breathing and the careless handling of any material is most dangerous.

Q. Some of my violets were recently repotted to larger pots which are wick-watered; and the light intensity reduced from 1,000 foot-candles for 14 hours to 300 foot-candles for 12 hours. Would this cause them to appear black, bruised and water-soaked?

A. Many times after plants are repotted, especially when put into a larger pot, it is a perilous time for them. The combination of larger pots and less light can affect plant severely. Try, too, to get them back to the greater light intensity.

I believe you have an environmental condition. One must be extremely careful during those cold months, especially when wick feeding, that reservoirs under the pots do not chill the water to cause harmful injury. Low night temperatures can increase this risk.

Q. Dear Anne: Last night while I was at my kitchen sink watering my many violets, I had a feeling on my hands of tiny bites. All my plants look healthy and I see no white mealy bugs. What should I do?

A. In all my many years of experience with African violets (and I assure you there have been many strange incidents) I have never ever known of any bugs attacking African violets that bite people, least of all mealy bugs. They are more interesting in sucking juices from the plant in their own destructive manner.

Sometimes tiny gnats attack many of the foliage or hanging type plants and can be very annoying or even fruit flies can be pests where plant life is growing but they usually stay on the plants. Possibly the use of a mild insecticide such as the

Antrol Bomb or Kelthane (used according to directions, 1 tsp. to 1 gallon of water and put in a fine mist sprayer) may help this problem.

Q. I have many older African violets which are good bloomers, but the flowers fall off easily. My newer ones don't seem to give me this problem. Is there a difference between the older varieties and the newer ones?

A. Today a greater choice of many hundreds of new cultivars have given the hybridizer the opportunity to use more vigorous stronger types in both blossom and foliage traits. Our hybridizers now produce many new plants with blossoms of longevity and beauty. The semidouble and double flowering blossoms you will find seem to survive the longest.

Q. In a recent article, suggestion was made to use a regular spray with Kelthane and Benlate. I take this is to be used for daily misting. Is this effective and are any of these chemicals offensive in odor? Or would you suggest any others?

A. I would not recommend the mixing of so many materials together. Also one should know exactly what they are spraying for. Surely the information you read does not mean spraying every day, as the specific instructions on Benlate is 1/4 tsp. per pint, spray and misting plant and soil and manufacturer recommends using every 7 to 10 day intervals. Kelthane does have a slight odor which could be offensive, but certainly does not compare with 50% Malathion and many other insecticides used.

Q. Dear Anne: As I am a new African violet grower and belong to AVSA, I would like some information on insecticides. I need some Truban or Dexon as I think I have Phytophthora on my plants and I need the name of a supplier.

NOTE: This is one of the many questions received in reference to the two fine articles that appear in the AVSA Magazine by Pauline Bartholomew and Mrs. D. J. Lidiak in the January issue 1976, Volume 29, No. 1.

A. In answer to your letter I first tried to obtain information from our commercial supply houses on these two fungicides, Turban and Dexon. They do carry them but only in large quantities and supply only commercial growers and are not inexpensive. I was told nothing was packaged under the 3-lb. size, and mostly larger, and sales are limited to greenhouse growers. I gleaned the following information: Dexon is a 35% wettable powder for the specific control of root rots caused by water mold such as Pythium and Phytophthora. It does not control Rhizoctonia. Terraclora is recommended for the latter which is also a soil-borne disease.

The fungicide Truban is sold in the 30% wet-

table powder and used as a drench to control fungi problems. The powder form requires agitation. Commercially it is also packaged in the liquid form of 25% for use through watering systems. None of the above material is sent by mail, I was told.

It may interest readers to know I corresponded with Pauline Bartholomew as to where any of the material could be obtained for the individual home grower and I felt her answer was worth bringing to you.

"Dear Anne . . . I, too, have had inquiries from all points and so I did some telephoning and received the following advice from the managers of two agricultural chemical supply houses.

1 . . . Check the yellow pages of the phone book for agricultural chemical companies. The majority of the listings will be for janitorial, etc. chemicals so the word "agriculture" is important. Determine first if they carry Truban and secondly if they will sell to the general public. Some are wholesale only.

2 . . . Check your local nursery or garden shop. Sometimes wellknown brand names will be repackaged and sold under other trade names. Write down the chemical structure of Truban, Dexon and Banrot as per diagram on page 29 of the Phytophthora article, by Mrs. D. J. Lidiak and compare the labels of available fungicides."

Each state has different rulings on insecticides, fungicides and pesticides. They are guarded rather cautiously in our state. Many are limited to commercial growers who are now in the process of taking tests on their use and application and after a given time operators must be licensed to use many of these materials, even in their own commercial establishments.

I hope I have explained this problem that you will be able to check all your cultural practices and possibly find a way to eradicate any problem that may invite these dreaded diseases. Also you may find help from your local agricultural county agent, who may know where these products can be purchased locally.

Q. I have developed powdery mildew. I have been using 50% Benomyl one tsp. to a quart of water to spray my violets. When the solution dries it leaves white spots on the leaves. Is this normal?

A. You may have been using the material a bit in excess. My recommendation would be 1/4 tsp. to one pint of water, warm water is preferable and apply it in a fine mist spray, thus misting both the plant and the soil. Yes, a small residue will remain. However, careful overhead watering can wash away the excess.

Help to avoid this condition by not overcrowding your plants. Always allow for good air circula-

tion. Sanitation precautions should be practiced in all cases.

Q. Can you answer my question concerning using egg-shell rinse to water my violets as a fertilizer once a month. What in the egg-shells is so good for African violets?

A. The only nutrient in egg-shell water would be a very small percentage of calcium that accumulates. A mixture of this type can have a very bad odor and is surely not worth all the trouble when the very well-balanced nutrients are all contained in a very quickly soluble plant food such as Peters Fertilizer.

Q. I sterilized some soil at 180° in an oven for an hour with water poured over the mass. Three weeks later I find I have a weed growing in the soil about 3" high. I thought this sterilization would kill all the weed seeds.

A. Possibly sterilization is not the word. What we strive for is pasteurization. My recommendation would be put your soil in the oven, inserting a thermometer. When it reaches 180° is the time to start counting, leaving it in there an hour and one-half or two. This process should kill most of the harmful bacteria, weed seed, etc. I have never felt it beneficial to pour boiling water on soil to sterilize as it cools off before it can really be effective.

Q. Dear Anne: So many of my violets that have just regular plain foliage will sometimes develop a plant with the same blossom, but entirely different foliage that is fluted or wavy or heavily fringed. This puzzles me. Have you had this experience?

A. It is indeed quite possible for plants, even after they have been grown for 3 or 4 generations to suddenly revert to either plain or very fancy leaf and still retain the same blossom. I have seen it specifically on several cultivars. Some will even have leaves of both varieties, even though they are propagated from one type of leaf.

To obtain the results you particularly want or the type of leaf you desire, continue to be selective in starting the type of leaf you prefer. Today with the amount of hybridizing being done and the all out effort to improve existing cultivars, many combinations are being used with different genes in their background and it is entirely possible the trait of one of the parents used in hybridizing can revert to type of leaf used.

Q. From Lima, Peru comes the following question . . . Dear Mrs. Tinari: The people who sell wick fed pots claim that using this system, it is impossible to overwater. Is this true?

A. I do not doubt the manufacturers' statement. However, I still feel one must combine knowledge with practicability.

They can work every efficiently assuming that soil with the proper porosity is being used. Preferably a good loose porous soil with proper drainage to promote good aeration is very important. The manufacturers instructions on a particular pot should be followed explicitly to achieve success. Environment, too, would be very important. For instance, leaving a wick fed pot that possesses a deep well where the water is stored in an area that is very cold and water would chill severely can be disastrous.

Q. What is the difference between springtails and their color and symphilids. Are they the same color?

A. Springtails are wingless insects, 1/6 of an inch long, gray or brown. Symphilids are centipede-like creatures and are white or gray in color.

TIP No. 1 . . . Dear Anne: Growing miniatures I find very easy by following a few simple rules. First, groom them carefully and often. By very careful observance many tiny suckers that seem to grow overnight can be avoided. Second, remove lower leaves when necessary, giving the little crowns room to develop properly. I never put them in a pot bigger than 2¼"; smaller when I can find them. I successfully repot them only once a year and fertilize with a weak plant solution, 1/4 tsp. to a gallon, just like the average size plants. I never allow them to dry thoroughly, but give them their individual amount when needed. They are a great joy to me.

TIP No. 2 . . . All my plants are grown under fluorescent lights. My greatest success is placing the reds, blues and purples in the center of my 40-watt double light gro-lux fixture. The lighter shades of pink, white or any of the pastels I place toward the end of the light. My variegated seem to do best on the bottom shelf of my 3-tier FloraCart where it is cooler, but they also prefer being directly under the center of the fixture.

TIP No. 3 . . . Dear Anne: Pass this tip along: Violets make beautiful wedding presents. Ten years ago my grandmother gave me some violets from her collection as a wedding gift. She felt that green things growing help make a house a home and because green thumbs, to us, are a family tradition, I was the lucky recipient.

MYSTERY AILMENTS

Accumulation of soluble salts in the soil results from over-fertilization or too frequent fertilization, from "hard" water, or from insufficient watering or poor drainage. Often "mystery" ailments of plants, both indoor and outdoor, can be traced to this accumulation.



Helen Freie
 Affiliate Chairman
 4854 N. Cedar Ave.
 El Monte, CA 91732



Another AVSA Convention has come to a close, meaning another Violet Year is beginning and with it the determination of all of us to grow bigger and better violets than ever. This also goes for Conventions. Each year we say, "It's the best ever," but, somehow the next one rolls around and it's the best ever, and so on and on it goes. This is the result of keen competition and the joy of winning. A challenge we all enjoy.

Let me remind you to get your officers' sheets in to me before July 1 since the time for listing all affiliates for the November Magazine is with us again. Also, if you are changing the name of your club, or altering the name in any way, please see that I have information in time to list it correctly in the November issue.

I would like very much if you would send me one of your yearbooks. Some affiliates never forget me, but I would like everyone to remember me. I love to read them and learn all the different kinds of club therapy and programs and entertainment in all sections of the country. Write to me and tell me some of your projects for getting new members, for raising funds to finance a show, what the most enjoyed programs are, your successes and also the failures. I want to hear them all. Don't forget the AVSA library has many slide programs for your entertainment and for your culture lessons.

All the clubs having shows this past year are to be commended on the results. The schedules are upgraded for most all covered all the basics, the class for the AVSA Collection awards was given a prominent spot for easy viewing, the covers also beautiful and listed all the pertinent information. I

am convinced this helped for making better scores. My hat is off to you!

Now the happiest moment of the Atlanta Convention was when I awarded these beautiful Standard Show Achievement Awards to 18 affiliates whose shows won the Standard Show Awards with a score of 95 or more points from January 1, 1975 to December 31, 1975:

AVC of Greater Kansas City, First Arlington AVS, Metropolitan St. Louis AVS, Central Fl. AVS, Top Choice AVS, First Austin AVS, Miracle Strip AVS, Columbus AVS, Bergen County AVS, Pomona Valley AVS, Union County Chapter AVS of Am. The AVS of Staten Island, T.H.E. AVS of Birmingham, Evening AVC of Des Moines, North Shore AVS, AVS of Syracuse, Thimble Island AVS, Long Island AVS.

This month we welcome into affiliation these five new clubs and their presidents:

Kennebec Valley AVS, Stephanie Calder, RFD No. 3, Box 339, Skowhegan, MA 04976.

The Falls AVC, Mrs. Andrew Peyton, 716 Watson St., Marlin, TX 76661.

AVS of Greater Tulsa, George Hightower, 2710 S. 96th E. Pl., Tulsa, OK 74129.

Nite Bloomers, Mrs. Alyene Daggett, 1414 Usona Dr., San Jose, CA 95118.

Suburban A. V. Friends, Harriette Poss, 12 Kelton Ct., San Mateo, CA 94403.

Violets Anonymous Club of Lafayette, LA has changed its name to Lafayette AVC, Mrs. Faye Case, Briarwood Apts., Lafayette, LA 70501.

AFRICAN VIOLET SEMINAR IS HELD

Mrs. O. P. Wilson
 Publicity Chairman

About 200 interested African violet lovers attended a seminar, "African Violet Culture", sponsored by the Top Choice AVS of Shreveport, LA and were welcomed by the club president, Marge Attaway.

The program was as follows: "Propagation", Gale Gucker and Gay Shirley; "Soil and Potting", Jo Hoppe; "Grooming and Repotting", Laura Harwell and Mildred Reeves; "Watering and Fertilizing", Marge Attaway; "Light, Temperature and Humidity", Corinna Whitfield; "Plant Problems", Elizabeth Wilson; "Types of Leaves and Blooms", Lucile Plaster and Jean Nash; "Planting by the Moon", Mildred Reeves.

A table, holding specimen violets, artistic arrangements, artistic plantings and episcias, was arranged by Elaine Magill and Florence Harris. Easter Roembaum had charge of registration and door prizes, assisted by Henrietta Simon; Millie Teer the props; Lela Meader the coffee; and Mrs. Hoppe served as chairman after Doris Thomas, show chairman, fell and broke her foot.

Affiliate 'appenings

(ED. NOTE: Please follow style used by magazine when sending in your show reports. Sorry but we have no space for theme descriptions. Readers want to know names of winning violets and winners. To conserve space, group winners with their plants as shown in the following reports):

The ST. LOUIS METROPOLITAN AVS held its 23rd show, "Violets Salute the Bicentennial", with Mrs. Jane Francois as show chairman. Winners were: 1st AVSA Collection (gold rosette) 'Artic Mist', 'My Darling', 'Top Dollar', second maid, 'Ballet Lisa', Mrs. Pansy Swenes; 2nd AVSA Collection (purple rosette) 'Top Dollar', 'Blue Storm', 'Happy Harold', first maid, 'Pocono Mountain', first mini maid, 'Midget Bon Bon,' 2nd mini maid, 'High Stepper', Gene Thiel; queen of show, 'Ruth Carey', Mrs. Peggy McClure; sweepstakes, wee princess, 'Window Blue', semimini collection, 'Fine Buggy', 'Little Cupcake', 'Fuchsia Fire', Mrs. Fred Steffen; miniature collection, 'Midget Bon Bon', 'Sweetie Pie', 'Midget Valentine', Mrs. Charles Gaines; semiminature princess, 'Methanol', Dr. Ronn Nadeau; first maid, 'Rhinestone', second maid, 'Royal Trinket', Mrs. Theodore Irwin.

It only takes one plant to win the 'Best in Show' tricolor rosette. Just ask Mary K. Johnson. Mary grows her plants in her office at the University. All but one has either bloomed out or was in bud. But that one was a beautiful plant of 'Ivory Fashion', that still had over 50 blossoms on it when she entered it in the show. It won 'Best in Show' tricolor at the CENTRAL FLORIDA AVS show "American Treasures with Violets." Other top winners were Mrs. J. E. Shea, AVSA Collection (gold rosette) 'Pink Swan', 'Delft Imperial' and 'Peace Pink,' DAVS Collection (gold rosette) 'Suzy's Gertha', 'Suzy's Little Beau' and 'Suzy's Mrs. Lucky', best terrarium, horticulture sweepstakes and grand sweepstakes; Mrs. Helen C. Ross, AVSA Collection (purple rosette) 'Charmglow', 'Shag' and 'Blue Reverie'; best miniature, 'Rosy Snow Baby', and best dried picture; Mrs. A. A. Persson, Tricolor rosette, best artistic planting; Mrs. H. Steven Johnson, runner up to Best in Show, 'Top Dollar', Tricolor for best arrangement; Mrs. George W. Morrison, best small arrangement, best dried tussy mussy; Mrs. R. W. Steele, best miniature arrangement, artistic sweepstakes; Mrs. Charles W. Clark, best table setting; Mrs. E. H. Jennings, best in unusual container; Mrs. Malcolm Mansfield, best in aquatic planter, 'Nancy Reagan'; Mrs. Clyde Benninghoff, best gesneriaceae, 'Episcia Tricolor'.

Oklahoma's "Green Country" is about to be colored with varying shades of purples, blues, and pinks! The AVS OF GREATER TULSA has been "born" and enthusiasm seems to be high. Darlene Hightower, publicity chairman, had this to say: "Everyone is absolutely amazed at the interest in these plants since we each individually thought we were the only one addicted to this hobby—and sometimes a little embarrassed when our friends and neighbors left the suggestion that maybe we were a little 'nuts'. At the age of three months we have over 50 members to our credit and several visitors usually attend each meeting. Our membership has no communication gap concerning age and sex. We have all ages from teenage violet enthusiasts through age 70 plus, and men as well as women are active members. To facilitate this type of membership we offer a family membership as well as an individual membership. We are still actually in the process of organizing. Since we all were strangers to one another it has

taken time to locate or encourage some volunteerism of talents but the getting acquainted process has been fun in itself. The first show and sale has been tentatively set for Feb. 26-27, 1977. We would encourage anyone who would like to have an AVSA Chapter in their area or community to not just wish it—do it!"

The AVS OF EAST BAY's 15th annual show of which Mrs. Ruth Stone was chairman, resulted in the sale of 27 new AVSA memberships and the following show winners: Advanced Amateurs: Best, 'Christmas Holly', Mrs. Louis Ambler; 1st runnerup, 'Delft Imperial', 2nd runnerup, 'Margo', Mrs. Phil Simpson; Amateurs, Best, 'Superba', Mrs. Verne Bragg; 1st runnerup 'Violet Trail', Mrs. Erwin Perkins; 2nd runnerup, 'Rhapsodie Neptune', Mrs. Verne Bragg; Novices: Best, 'Corpus Christi', Matt Wright; 1st runnerup, 'Beau Bait', 2nd runnerup, 'Lullaby', Mrs. Jessie Kindig; AVSA Collection (Gold Award), Steven Bonacich with 'Silver Celebration', 'Peach Frost', 'Brigadoon'; AVSA Collection, (Purple Award), Mrs. Phil Simpson with 'Wedgewood', 'Firebird', 'Delft Imperial'; best miniature, 'Pixie Blue', best arrangement, "Days of Wine and Violets", Louis Ambler; largest blue ribbon plant, 'Christmas Holly', best variegated, 'Tommie Lou', best single, 'Shells of Pearl', best artistic planting depicting show theme, Mrs. Louis Ambler; best registered Western, 'Tanforan', best unusual container, Mrs. Dorothy Bray; best strawberry jar, 'Mexicali Rose', Matt Wright; best artistic planting, "A Tisket A Tasket", Mrs. Pearl Buenz.



COMING EVENTS

(Please send notices of "Coming Events" directly to the Editor; not to the Knoxville office. See Page 3 (Strictly Business—Your Business) for deadlines).

JUNE 12 - 13 Suburban AV Friends to hold judged show and plant sale, "Suburban African Violet Debut", at San Mateo Garden Center, Parkside Way between 26th and 27th Avenues. June 12, 2 - 8 p.m.; June 13, 10 a.m. - 4:30 p.m. Admission free. Mrs. Judy Mitchell, show chairman.

AUG. 27 - 29 AVS of San Francisco to hold show in connection with San Francisco County Flower Show in Garden Center and Hall of Flowers, Golden Gate Park. Bicentennial show theme. Aug. 27 - 28, 10 a.m. - 8 p.m.; Aug. 29, 10 a.m. - 5 p.m.



YOUR LIBRARY

Mrs. M. E. Garner
1010 Edgewood S.E.
North Canton, Ohio 44720

It is difficult at this time of year, with all the snow and ice – to project one's thoughts three months ahead to the time when you will read this article in the June issue of the AVSA magazine. Our convention and show in Atlanta will be a wonderful memory.

I want to thank the photographers, the people who helped the photographers, the Show Chairman and all who helped so that the picture recording of the prize winning plants, (starting at midnight) Thursday, could go as quickly as possible. This is all volunteer work. It is indeed the labor of love. The library programs from the convention should be ready by July 1st. Please check the complete library listing in this issue of the magazine. (Page 68)

Our AVSA Society has reached a remarkable size. How wonderful to know so many fine people are interested in the African violet. Our first 30 years of effort ended with unprecedented achievement. African violet fame is spreading. Let's keep it growing!

Along with our Society's growth in membership we have more new affiliates. The library is glad to be able to help with programs, shows, and other educational material. This all means more schedul-

ing and mailing out and receiving the materials in the Knoxville office. Our suggestion to you for the best service is to plan ahead and schedule any slide programs as early as possible. We received requests in January, for the new programs from the 1976 convention – SO – get your order in soon. If you find that you cannot use the program on the date scheduled – be sure to return it right away to the Knoxville office, FIRST CLASS MAIL, so no other affiliate will be kept from its scheduled use of the program.

There are three new packets of show schedules from 1975 shows. These are ready for you now, to help you plan your new show for this year.

Your communications are valuable to us and many good new ideas have been received. Changes along with progress take time. As one of your summer projects, plan to grow some of the newest varieties. Include some of the miniatures in your collection. You will find them of great interest. Through the AVSA magazine commercial advertisements, all new varieties are well within your reach.

Have an African violet growing summer for 1976.

AWARD-New AVSA Memberships

Edith V. Peterson
Past AVSA President

Congratulations and a very warm thank you to AFRICAN VIOLET SOCIETY OF SOUTH BAY (CA) as the winner of the award offered to the affiliate selling the most new AVSA memberships at its show during 1975. 88 memberships were sold during the AVS of South Bay show, April 24-26; 86 of these 88 being sold by Mrs. R. (Dorris) Hundley. Thank you, Dorris.

Congratulations also to the following affiliates who sent me reports of their shows:

	Memberships sold
Metropolitan St. Louis AVS (MO)	55
Rocky Mountain AV Council (CO)	53
Wisconsin Council of AVC (WI)	48
AVS of San Francisco (CA)	37
San Mateo County AVS (CA)	27
AVS of East Bay (CA)	26

AVS thanks you, I thank you, and most of all, every new member you introduced to AVSA and

its fine magazine surely thanks you.

ATTENTION AFFILIATES

And I do want to remind you that I am offering a similar award for 1976; the award to be presented at the 1977 Convention in St. Louis to the affiliate society or council selling the most new AVSA memberships during its 1976 show. Information to be sent to me (Edith V. Peterson, 1545 Green Street, San Francisco, CA 94123). The letter should be signed by the President of the affiliate and give the following information:

- Name of society sponsoring the show,
- Date and place of the show,
- Number of NEW AVSA memberships sold at that show,
- Name and address of the person sending the information.

BOYCE EDENS RESEARCH FUND

Mrs. L. F. (D.J.) Lidiak
4503 Sinclair Avenue
Austin, TX 78756

Mr. and Mrs. John Prokop in memory of	
Newell H. Mallette	\$ 5.00
Happiness Is AVS of Colorado	10.00
Metropolitan AVS of St. Louis in memory of	
Mrs. Carolyn McClelland	5.00
Metropolitan AVS in memory of	
Charles Henne	5.00
Atchafalya AVS of Louisiana	10.00
First AVS of San Antonio, TX	5.00
Portland (OR) AVS	20.00
Dallas (TX) First AVS	10.00
Beaumont (TX) AVS in memory of	
Earl Looper	5.00
Cinderella AVS of Minnesota	5.00
Santa Clara Valley (CA) AVS	25.00
Denver (CO) Chapter No. 1 AVS	5.00
Fort Worth (TX) AVS	10.00
Santa Cruz (CA) AVS	10.00
Seven Valley AVS in memory of	
Marion Mumson	5.00
Dixie Moonbeam Chapter of Florida	5.00
AVS of Greenville, SC	10.00
Delaware AVS in memory of	
Mrs. Martha Sutton	10.00
Delaware AVS in memory of	
Mrs. Hilda Stetton	10.00
Nutmeg State AVS in memory of	
Newell H. Mallette	5.00
AVS Study Club of Birmingham, AL	5.00
AVS of Staten Island	10.00
Mrs. J. A. W. Richardson in lieu of speaker's fee	
from Mt. Dora (FL) Magnolia Circle	5.00
Alexandria (LA) AVS	5.00
State College AVS of Pennsylvania in honor	
of Dr. Richard Craig	15.00
Violet Hobbyist Society of New York in	
memory of Mrs. Mae Miller	10.00
Pioneer AVS of Norfolk, VA in memory of	
Mrs. Ruth Saddle	5.00
Green Thumb AVS of Arkansas	5.00
Hi Hope AVS of Wisconsin	10.00
Central (FL) AVS in lieu of judge's fee	
to Grace Gillespie	10.00
Boot Hill SPC, Dodge City, KA	5.00
Bellflower (CA) AVS in memory of	
Mrs. Jewell Campbell	10.00
AVS of Greater Kansas City	10.00
Poinsettia Garden Club of Mount Dora, FL, in lieu	
speaker's fee to Mrs. J.A.W. Richardson	5.00
Bellflower (CA) AVS	10.00

Fleur de Lis AVS of St. Louis	5.00
Metropolitan AVS of St. Louis in memory	
of Mrs. Walter Roth	5.00
Balboa (CA) AVS in memory of	
Mrs. Cora Kievit	5.00

AVSA BOOSTER FUND

Mrs. Lucile Plaster, Chairman
8304 Suffolk Dr.
Shreveport, LA 71108

Remember what a good time you had at the Atlanta AVSA Convention this year! Your Booster Fund donations helped promote a great deal of your pleasure while there. Please send in your contributions and let's make the 1977 convention in St. Louis even better. AVSA is most grateful for your generosity.

Contributions from Dec. 1, 1975 to Mar. 1, 1976.

Cinderella AVC of Minneapolis, MN	\$ 5.00
Nightshade AVC of St. Louis, MO in lieu of	
speaker's fee to Mrs. W. F. Anderson	10.00
AVS of Staten Island, NY	10.00
AVS of Philadelphia, PA in memory of Mrs.	
Edna Newell and Mrs. Vincent Ferreau	15.00
Fleur De Lis AVC of St. Louis, MO	5.00
Desert AVS, Lancaster, CA in memory of	
Mrs. Lorraine Hickish	5.00
Green Thumb AVC, Fayetteville, AR	10.00

U.S. BOTANIC GARDEN DISPLAY THIS SUMMER

The Summer Terrace Display at the U.S. Botanic Garden in Washington, DC, is open to the public without charge. The display opened in mid-May and will continue through Oct. 1. Hours are from 9 a.m. to 4 p.m. daily, according to Karen D. Solit, botanist.

On display will be foliage and flowering plants in hanging baskets, topiary designs and annuals.

JUDGING SCHOOLS

Please send your request for registering judging schools to Mrs. William Krogman, 1325 Parkway Dr., Brookfield, WI 53005. All schools must be registered at least two months prior to the date they are to be held. Judges, who receive their certificates by May 1, will have their names listed in the following September magazine issue.



Mrs. Francis Steltz and 'Garnet Elf'



Mrs. R. I. Yawger and 'Garnet Elf'



Lillian Pryor and Richard Blustein Ernestine St. Aubin
'Happy Harold' & 'Tommie Lou' and 'S. Nitida'



Mrs. Wm. Parker, Mrs. Chas. Ramser, Mrs. W. B. Hargrove, Mrs. Gordon Kilgore, Mrs. B. T. Hawsk



Ann Marie Stemniski, Libby Behnke, and Bessie Pyle.




Linda Cook and Clarence Wilson



Mrs. Charles Frost



Mrs. D. L. Treadway




James H. Smith and Charlotte Altmann admire "Court of Winners"



Mrs. Gerald Stott with 'Country Music' and Mrs. Stephen Gerencser with 'Crown Prince'



Raymond Dooley's 'Becky'



Mrs. Chris Leppard's 'Ivory Buttons'



Mrs. Chas. M. Berry with 'Dutch Miss'



Mrs. L. F. Lidiak with 'Miriam Steel' and 'Manel-ta's Fanfare'


Winners at Affiliate Shows



Corky Henninger's "Age of Innocence"



Jean Melchior's 'Master Blue'



'Baronette' in "Violet Frame Up"



Andrea Arndt looks at Mrs. Joseph Stramandole's 'Tina'.



Mrs. Dee Raby, Mrs. Mona Rowell and Mrs. Betty Brockelbank



Mrs. Jack Shelton with 'Mascara', Mrs. W. M. Plaster with 'Val's Top Angel', Mrs. T. K. Thomas with 'Top Dollar' and Mrs. David Magill.

Winning African Violets



Mrs. Edward G. Hengeveld's 'Amazing Grace' gets award from Mrs. Sidney Bogin (right).



Mrs. Wm. G. Vallery with 'Happy Harold', Mrs. Chas. E. Jones, Mrs. J. Stanley Gremillion with 'Tommie Lou', and Mrs. E. E. Skillman.



Mrs. Frank Renaudin with 'Barbara Jean' and Penny Brenner with 'Nona Weber'.



J. B. Kuhler with 'Lanigan's May Queen' and Donna Lauritson with "Easter Parade" design.

A Successful Promotion Making Violets Grow As Your Money Grows

Anne Daniels
1320 Lombard Street
San Francisco, CA 94109

Mrs. Lourdes Kurilo and Mrs. Willie McGarva, friends with a mutual interest in growing African violets, were visiting in Willie's home while she was grooming plants for the AVS of San Francisco show. When Lourdes saw many leaves from the beautiful plants being thrown away, she felt sad and wished something could be done with them. Suddenly an idea popped into her head!

Lourdes is a savings officer with the Franklin Savings and Loan Association, which was soon to hold its open house week. She thought it would be an excellent idea for Franklin Savings and Loan to have an African violet display during that week and to give a free leaf to grow to guests who were interested in violets. Her idea was favorably received by the officers of Franklin, and Willie, a director of The AVS of San Francisco, cleared the idea with the society. The presentation was most successful, with Willie putting up the display of plants and both ladies hosting and giving out the leaves. Franklin was pleased and donated two ten dollar saving certificates to the top award winning plants in the Society's May show.

When 1975 rolled around, the year of Franklin's centennial anniversary, it was decided to enlarge upon the violet presentation not only in the branch office where Lourdes Kurilo is a savings officer, but also in the large main office on Market Street.

Lourdes requested leaves from the society. Twenty members responded generously, especially since it was grooming time again before the May show. Mrs. Edith Sharpe planted over 600 leaves in vermiculite in solo cups and also stored and watered leaves contributed by other members until the opening of the 10-day celebration at the bank. Mrs. Pearl Borden also assisted.

A long table was set up in the main bank with an education display by Edna Rosenthal in the center, flanked with beautiful plants which Edna, Jeannette Foster and Sally Smith loaned to the exhibit. Some plants were under a fluorescent light fixture loaned by Muriel Warwick.

Creative arrangements with violet plants, some within the centennial theme of the bank, were displayed by Muriel Warwick, Cecile and Louis Amblor, Edith Sharpe and Judy Downing.




Edith Peterson, AVSA ex-president; Mrs. Lourdes Kurilo, originator of the promotion and Mrs. Lupe Stevenson, AVS of San Francisco president.

During the 10-day open house period, violet society members gave generously of their time as hostesses. Clara Tuto displayed some of her miniature plants and spent the entire 10 days at the Geneva office as hostess with Lourdes Kurilo.

On the preview day, two account customers, Mrs. Betty Swift and Mrs. Mary Rudis, served as hostesses and were so intrigued with violets that they joined the society at its next meeting.

Edith Peterson, past AVSA president; Mrs. Lupe Stevenson, AVS of San Francisco president and Mrs. Esther Daigle, a past director, were hostesses the first day with 14 other members serving



Edith Peterson is being handed a knife to cut her cake, which formed the centerpiece of the table at the judges' luncheon preceding the opening of the show. Handing Miss Peterson the knife is Judy Downing, judges' luncheon chairman. In the center is Lupe Stevenson, club president.

as hosts and hostesses on succeeding days. They gave out 1100 leaves to new violet growers!

The Franklin Savings and Loan Association featured the exotic violet leaf give-away in its advertisements announcing the open house celebration. Throughout the week on KCBS Radio spot announcements, old Ben Franklin invited the public to the open house and told listeners they would be shown how to make violets grow just as Franklin Savings shows how to make their money grow! Saving certificates of ten dollars each were again given by Franklin for the two top winners in the show.

All in all, a happy idea turned violet leaves into new friends for violets as well as Franklin Savings, thanks to an idea by Lourdes Kurilo and thanks to all the enthusiastic participation of the AVS of San Francisco members.

Willie McGarva did not participate in the promotion. She had moved to Hawaii, took leaves of her plants with her and is happily growing her plants there. I would not be a bit surprised if some day we have a new society in Hawaii!

AWARDS FOR YEARBOOKS

There were so many excellent yearbooks to be judged at the Atlanta convention that the final decision was very difficult, according to Nancy Willets, yearbook chairman. After a painstaking evaluation and re-evaluation, the judges came up with these four winners all of which stressed the Bicentennial theme:

FIRST:

First Austin AVS, Austin, Texas; president, Mrs. Wade H. Hudnall.

SECOND:

Red River AVS, Grayson County, Texas; president, Mrs. Byron Davis.

THIRD:

Corpus Christi AVS, Corpus Christi, Texas; president, Mrs. Sandra Sigler.

FOURTH:

The AVS of Canton, Ohio; president, Mrs. Richard Robinson.

IN MEMORIAM

We regret to learn of the death of Mrs. Harvey Hill of Manorville, Long Island, NY. She was a violet enthusiast, well known to AVSA members. Mrs. Hill did a series of the articles with Anne Tinari several years ago on growing and preparing a plant for show. She attended many AVSA conventions and was a violet lover who shared her knowledge and plants with many other growers over the years. None who knew her ever talked to her without getting some new knowledge about plants.

The Magic Valley Saintpaulia Club of Twin Falls, Idaho, suffered a great loss in the death of Mrs. Sam (Lucile) Porter, a longtime AVSA member and a past president of the Magic Valley Club. Mrs. Porter sold violets to the floral shops, was very generous with her knowledge and shared her love of violets with all the club members and other friends, who were many and loyal. She was always ready to give violets for club projects.

EPISCIAS BLOOMING?

If your episcias don't have a profusion of bloom or fine foliage coloring, experts say that often insufficient light, humidity, and fertilizer are the reasons. Though episcia is Greek for "shade", abundant sun is vital, with shading in a south window required only from midday summer sun. Provide at least 60% humidity, by the gravel-tray method, double-potting, misting and any other feasible means. A light porous soil kept evenly moist, weekly feedings with 1/4-strength complete fertilizer, and 60° minimum temperature are other needs. Prune regularly to keep trailing types floriferous and shapely.

Foliar Feeding African Violets Controversy or Serendipity

by Emory E. Leland
7014 - 29th Avenue NE
Seattle, WA 98115

(This is the conclusion of Mr. Leland's two-part article, first part of which was published in the March AV Magazine. Previously Mr. Leland related the history of foliar feeding, how it's being used today, fertilizer firms' recommendations and precautions and views on foliar feeding from AV publications.)

Foliar Feeding or Non-Root Feeding for African Violets:

First and foremost in successful application of foliar feeding to African violets one should bear in mind that plants must secure most of their food through normal root absorption and foliar feeding is only a supplement, not a substitute for a regular root feeding program.

Foliar feeding is a powerful stimulant to plant growth. Therefore, if you use a heavy feeding program for your plants and are close to the optimum root intake of plant nutrients your plants don't need foliar feeding. If you foliar feed in addition to a heavy fertilizer program you might promote disaster and overfeed your plants.

This would show up as brittle, tight centers in the plants or brown edges on the leaves from fertilizer burn. Overfeeding could also cause a poisoning of the plants by too high a concentration of certain minor or trace elements which are only needed in very minute quantities. Overfeeding with nitrogen could cause lack of blossoming and loss of variegation in the leaves. Foliar feeding is over 9 times as effective as root feeding, thus a word of caution is in order.

I began my foliar feeding program by using a spray solution of $\frac{1}{4}$ teaspoon soluble fertilizer to one gallon of water, the same as I use for root feeding. There was a marvelous improvement in the appearance of my plants so I used the spray every day. It didn't take very long before some plants had tight centers from the too much fertilizer. I stopped using fertilizer in the spray and substituted plant hot water and soon the tight centers loosened. I also root watered the plants with a dolomite lime solution to neutralize the acid build-up in the soil—lesson number one.

I give my qualified recommendation to the use of foliar feeding for African violets and believe the benefits far outweigh the disadvantages if you use foliar feeding as it is intended to be used.

Guidelines for Successful Foliar Feeding:

Foliar feeding is especially effective when: (a) nutrients in your potting mixture are "locked-up"

and unavailable to the plant roots because the pH is too high or too low—check pH of your potting mix regularly. Nutrients in solution sprayed on the plant leaves are immediately absorbed by the plant. (b) If your potting mixture or fertilizer program is deficient in certain nutrient elements and you can recognize the nutrient deficiency signs and symptoms, then foliar feeding the plant with a fertilizer having the missing or short nutrient elements will immediately benefit the plant much more quickly than by root feeding. The fertilizer must be completely soluble for foliar feeding. (c) At certain growth stages the plant needs various nutrient elements such as nitrogen for plant growth or phosphorus and potash for bud formation and blossoms. Therefore a foliar feeding supplement of these nutrients will assist the plant. (d) Foliar feeding raises the humidity whether fertilizer solution or just plain hot water is used.

(1) It was more successful when fertilizer was used more dilute than the manufacturers recommendations and the foliar feeding was applied like constant root feeding—that is, less fertilizer more often. It is difficult to follow the reasoning behind the feast or famine type of feeding application seemingly recommended for foliar feeding when the value of constant feeding has been successfully established for root feeding.

(2) The amount of foliar feeding spray recommended by fertilizer manufacturers as "wet the leaves until the spray solution drips off" did not work for me. Too much nutrient spray seemed to migrate to the leaf edges and tips and did not always drip off. This caused a light colored edge to develop around the leaf from a greater nutrient concentration there than over the rest of the leaf. When the larger African violet plants, with a leaf spread beyond the pot, dripped the nutrient spray it did not benefit the plants but landed on the bench or tray and was wasted. This recommendation would be beneficial for trees, vegetables or shrubs as the "drop-off" would enter the soil and be available to the roots but not so for potted house plants.

It was much more successful and less wasteful

when the foliar spray was adjusted as fine as the spray nozzle would permit and a foggy mist was drifted upon the plant until it formed a frosty appearance on the leaves. Spraying was stopped just before dripping from the leaves began. The sprayer was held at least 18 inches away from the plant being sprayed. This frosty application would dry in 10 to 15 minutes under normal conditions of temperatures, humidity and air circulation.

(3) Foliar feeding may be used to produce a quick reaction in your plants for special purposes. After your prize plants have come home from a show and look tired and run down just give them a foliar feeding to freshen the leaves and give them a quick pick-up sooner than you could by root feeding. The warm spray will remove the dust from the leaf pores and rejuvenate the plant.

If you have a wilted plant or one which has suffered damage, a warm foliar feeding spray will perk it up. When your plant is wilted the roots are in poor condition to respond to moisture and there is danger of root or crown rot when the wilted plant is watered. However, the leaves can immediately absorb the nutrients in the foliar spray without the danger of too much water on the roots.

(4) Another case where quick results are needed and foliar feeding really works wonders is with little variegated foliage plants which have too much variegation and are an unhealthy, almost all white color. Just use several drops of fish fertilizer, 6-2-1 or 5-1-1 in a pint of hot water. This spray will provide the needed nitrogen to the pale leaves and they will begin to green up. The desired healthy look can be attained in a week or two without the danger of getting too much green and losing the pleasing variegation in the leaves. You can control the nitrogen uptake more readily by using the foliar feeding method twice a week than by root feeding over a considerably longer time. Club members who have tried the foliar feeding method to restore a healthy variegation to their plants say it's just wonderful.

(5) When the weather warms up in summer and temperatures climb above 70° the amount of nitrogen released by the soil bacteria is accelerated and the root feeding fertilizer containing nitrogen must be reduced to prevent leaf burn from too much nitrogen. Likewise you must watch your foliar feeding program in the hot months to prevent a nitrogen burn. One or both feeding programs can be reduced to eliminate this danger and in September you can gradually resume your regular feeding programs. Just plain warm water spray will be a welcome treat for your plants to keep the leaves clean and maintain humidity.

(6) It is very practical to add an insecticide to your foliar spray and accomplish both insect prevention and foliar feeding at the same time. A fungicide can also be used with the foliar spray if

needed. When using a fungicide or insecticide with the foliar spray it is a good practice to avoid wetting the blossoms as this may stain or cause discoloration of the fully opened blossoms. Just plain hot water foliar spraying was found to discolor the wide open blooms on certain varieties but did not bother the buds. Because of this characteristic it appears to be more practical to use the foliar feeding spray program when the plants are disbudded rather than having the plants in full bloom. It is also possible to direct the foliar spray on the leaves and away from the blossom clusters with reasonable success.

(7) Experience is a good teacher. Observe and apply what you see and don't repeat your mistakes. Foliar feeding did work exceptionally well on African violets when used 2 to 3 times a week. A program of dilute fertilizer, about 4 to 6 drops per quart of hot water applied 2 to 3 times a week and just plain hot water the balance of the week works wonders with your plants without over-feeding them.

(8) Small repotted plants and those just potted from the mother leaf thrive and grow much better with a foliar spraying program. The leaves become a healthy green and grow much faster than those plants on root feeding only. One obvious reason is that smaller plants generally do not have a well developed root system to take advantage of root feeding and therefore the foliar feeding supplement is a great help. Where a healthy plant can absorb only 10% of the available nutrients through the roots and better than 90% through the leaves it is readily apparent why the foliar feeding supplement causes such an improvement in growth of smaller plants.

(9) Foliar feeding applied to mother leaves being propagated gives them a great start and help the development of roots and baby plantlets. The larger mother leaves should have the top fourth of the leaf cut off to direct the growing power into roots and plantlets rather than into growing a larger leaf. Foliar feeding can be continued right up to the time the plantlets are 2 inches tall and ready to be separated and potted. Very healthy, stocky plantlets can be produced sooner when using a foliar feeding program with the same strength foliar feeding solution and frequency of spraying as used for other plants.

(10) Vary or alternate the fertilizer nutrients used in foliar feeding the same way you would in a root feeding program and use foliar feeding as a supplement to root feeding. If your root feeding program calls for nitrogen, phosphorus, potash and phosphorus rotated in this order to give twice as many phosphorus feedings. Then follow this sequence with the foliar feeding. Many growers prefer a constant feeding program using smaller amounts of fertilizer at every watering.

(11) When it is time for disbudding your plants before show time and you change your root feeding from one or more nitrogen, less phosphorus and potash to one of less nitrogen and increased phosphorus and potash just change the foliar feeding similarly. You'll be surprised at how quickly the buds will form when the plants are treated with foliar feedings of phosphorus and potash like 4-10-10.

(12) Foliar feeding has many interesting applications to African violets when preparing these plants for show. It is disappointing to have the lower row of leaves on a show plant you've been grooming and pampering for months start to change color and get a yellowish tinge about a month before show time. You just hate to lose that bottom row of leaves but if you plan to enter the plant that's what will have to be done and your huge plant will become just ordinary in size.

Here is a case where foliar feeding will help before but not after that bottom row of leaves has started to show signs of aging. Why did these leaves lose their green freshness and start to deteriorate? The show plant was growing vigorously and the center needed more nitrogen than could be absorbed through the roots to keep everything green and growing so the new leaves robbed the older bottom leaves of some of their nitrogen.

The process isn't reversible but by using a foliar spray with nitrogen and feeding all the leaves earlier the natural process of plant aging can be deferred but not prevented. This may give you an extra month or two and get your plant through the show in the peak of good condition without removing those bottom leaves. Foliar feeding can work miracles if you use it properly.

(13) Just as one never fertilizes a dry plant, wait until the leaves are distended and the soil is on the moist side before applying a foliar feeding to African violets. I prefer to root water my violets with a solution to which fertilizer has been added at ¼ teaspoon fertilizer to one gallon of water. After the root watering is completed the foliar feeding spray is applied to the leaves as a foggy mist.

It is very essential that the spray solution used in foliar feeding be hot. The temperature of the spray rapidly cools on contact with the atmosphere. Test it for yourself on your forearm at a distance of 18" and note how much cooler it feels than the solution in the sprayer. If the fertilizer solution in the sprayer is too cool the mist will chill the leaves and possibly cause water marks on the leaves.

(14) Foliar feeding the leaves improves the humidity in the plant area as well as cleaning the leaf pores and removing the dust from the leaves. Just as a warm bath under the kitchen faucet with a gentle spray over the leaves cleans the leaves and improves the plant so does an application of foliar

feeding warm water to the leaves. While the leaves are wet the plants should not be placed in strong sunlight, however fluorescent lights won't spot the wet leaves.

(15) If the plants are loaded with heavy bloom clusters apply foliar spray with caution as the high humidity, when the temperature is a bit too low, could bring on an attack of mildew if the blossoms are wet with spray. It is better practice to carefully spray just the leaves of show plants in full bloom to avoid the possibility of mildew just before show time. Also, some varieties of violets have blossoms which are more susceptible to being damaged by foliar sprays and the water tends to make the blossoms discolor prematurely.

(16) Foliar feeding does a great job of increasing the number of bloom clusters and also the number and size of the blossoms. The sprays with more phosphorus and potash than nitrogen are much more effective on the bud formation, growth of huge blossoms and helps to improve the "edge" on blossoms and their keeping quality. The bloom stalks are sturdy and more easily held proudly above the leaves. The extra lift from foliar feeding was most noticeable on my show plants when combined with complete disbudding about 6 months before the show date. Disbudding was terminated 10 weeks before show date. Each person should keep records on each variety to secure the maximum results. Variation between the varieties of African violets is somewhat maddening when attempting to secure uniform results without prior records as some plants blossom too soon and some are a little behind time to provide the best appearance for show.

(17) Foliar feeding spray should be applied so the plant leaves will have plenty of time to dry before dark or the time fluorescent lights are turned off. This practice will minimize leaf spotting.

(18) A certain amount of experimentation is required to make adjustments in the strength of the fertilizer solution and the frequency of foliar feeding applications. When in doubt use less as it is much safer than too much. You will find some plants have greater tolerance for foliar feeding with nutrients just as they do with root feeding nutrient strengths.

Observations of the professionals: High nutrient levels in soil or root zone decrease foliar feeding benefits to plants. Young, rapidly expanding leaves absorb more nutrients per unit area than do fully mature ones. Even plants which appear to be in good health may make more vigorous growth and put forth more numerous and larger blooms when fed frequently with foliar sprays. High humidity and moisture on the external surface and low moisture tensions within the plant favor rapid foliar uptake. Little or no visible results can be

expected from a single application of plant food to the foliage. In most cases it takes at least four applications to show improvement. Foliar feeding was once considered impossible.

One or more of the items previously listed under each of the fertilizer firms including Schultz Company, St. Louis, Mo. (10-15-10) and Stim-U-Plant, Inc., Columbus, Ohio (5-8-7) were used in my foliar feeding experiments with African violets and marvelous results were achieved. If the fertilizer was in Liquid form 4 to 6 drops were used to one quart of very warm water. If the fertilizer was in powder or crystal form it was first made into a solution using ¼ teaspoon of fertilizer per gallon of water. One pint of this solution was added to one pint of hot water in the sprayer. The fine mist from the sprayer was drifted onto the plant until the leaves appeared frosty and spraying was stopped before dripping occurred.

I encourage you to experiment with foliar feeding for your African violets and enjoy serendipity.

The eminent plant scientist, George Washington Carver, once said: "If you love something enough you will learn its secrets."

BIBLIOGRAPHY

- * *Ra-Pid-Gro Corp., Dansville, N.Y.* — Foliar Feeding: A Milestone in Plant Nutrition. Reprint of Extracts from The Contribution of Atomic Energy to Agriculture. Research and Development Subcommittee of the Joint Committee on Atomic Energy.
- * *Ra-Pid-Gro Corp., Dansville, N.Y.* — Foliar Feeding by P. P. Pirone. Reprint from The Garden Journal, Volume 16, No. 2 — March - April 1966. The New York Botanical Garden.
References from various issues of African Violet Magazine and Gesneriad-Saintpaulia News.
Reference from African Violet Growing Handbook by First Austin African Violet Society, Austin, Texas.
- * Copies may be obtained by writing to Ra-Pid-Gro Corporation, 88 Ossian Street, Dansville, N.Y. 14437. Attention: Mr. C. Edward Scofield, Executive Vice-President.

VIOLETS LIKE HIGH HUMIDITY

African violets like high humidity. They do not like strong drafts. Temperatures around 65 degrees at night to 75 degrees during the day are satisfactory. This can vary five degrees either way. Most homes do not have sufficient humidity for African violets. This can be overcome by placing the pots on gravel, but be sure the water does not reach the bottom of the pots.

BEGINNER'S COLUMN



Mrs. J. A. W. (Ann) Richardson
RR# 1, Box 70
Tavares, Florida 32778

VENTILATION IMPORTANT

One reason why plants sometimes die is because their roots get no air. Ventilation is an important factor in growth. Those who have their plants on wicks must see that the plants get dry once in a while. A plant that is drowning in water does not live long because the roots smother. That is why, aside from trying not to overwater, it is important to have a porous soil. This does not mean that you can put the plant in a draft. Cold drafts will shock them causing badly spotted leaves and blooms to drop. In cold weather, open a window in a room adjoining where the plants are living so that by the time the air reaches them it will be warmed.

Studies on the subject of air pollution have determined that pollution has something to do with the early fall of blossoms. If it has this effect on plants, think of what it is doing to us.

Botrytis and powdery mildew have a field day when plants are crowded together and air is sparse. See that the plants have enough space to spread out in a symmetrical way and a little space beyond that so that air may circulate freely. I stand my plants on plastic berry boxes so that there is even ventilation under the plants. A fan in the greenhouse is helpful and I have seen fans running in basement set-ups too. Ideally, two fans can work together, one drawing stale air out and one pulling in fresh air.

Airconditioning is fine but you must watch your humidity, i.e., increase it as conditioners tend to draw moisture out of the air. Temperature is no problem as what is comfortable for people is also comfortable for plants.

USE NYLON HOSE FOR WICK WATERING

If you like wick watering — cut nylon stockings into strips and use as wick. Also — if cut into pieces the pieces can be placed over drainage holes to keep the potting mix in pot.

Rules - Classification - Schedules

Ruth G. Carey,
AVSA Shows & Judges Chairman
3900 Garden Drive,
Knoxville, TN 37918

At the Boston convention, the AVSA Board of Directors approved revision of scales of points for judging yearbooks and for judging affiliate shows for the Standard Show Award and Standard Show Achievement Award rosettes. Soon after this approval, some letters were received objecting to these changes.

However, now that the revised scales have been tested for almost a year, I am receiving letters commending the board's action. Members report that they are very pleased with the changes, say these are an improvement, and that many problems have been eliminated. The change simplified judging and resulted in a better understanding. I appreciate your willingness to allow time to test these rules and your acceptance of them as higher standards for AVSA.

Several inquiries have been received concerning classes in a show schedule for African violet handicrafts and needlework. If such classes are included, I suggest that they be for display only. AVSA does not have a scale of points for such items and no points are given that will add to the score for SSA or SSAA rosettes for an affiliate show. There is no rule which prohibits including the class in the schedule.

AVSA schedules for convention shows do not include a separate class for Rhapsodies or any other plants with the hybridizer's name on the plant label or entry tag. The rule on "No special labeling" is found on page 58 in the September 1974 magazine under general show rules "G".

If separate classes are set up for Rhapsodies, then all other hybridizers could expect equal treatment and separate classes for their introductions. This would create many problems in shows for both the classification chairmen and judges.

Rhapsodies are patented cultivars developed by one hybridizer and it is not fair that one hybridizer receive greater recognition, such as special class in a show, than any other.

The Master Variety List Chairman lists a plant according to the description of the grower from registration cards and advertising price lists. It is not possible for the MVL Chairman to grow and test all plants. The description of a plant by two different people will not be identical. There is no hard and fast color scale. We all see color differently and how the color develops depends on cultural factors.

Master Variety List, Volume 2, shows a number of Rhapsodies as single blossoms. This is the information furnished to the AVSA Registration Chair-

man.

Several years later, after Volume 2 was published, the subject of classification of Rhapsodies was carefully considered by AVSA Commercial Activities Committee. Their investigation showed that all Rhapsodies carry the genes for doubleness in blossoms, even though many times a plant would appear to have all single blossoms. The MVL Supplement beginning with 1971 show no Rhapsodies as having single blossoms.

One hybridizer describes the doubleness in blossoms as "sticktite" bloom, the enlarged pistil which keeps the bloom from dropping off as early as many single blossoms do. Some have tiny tufts, recognized as the extra petal which puts the bloom in the double classification.

Description of size is another problem. Many commercial growers describe small growing plants as "miniature" or semiminiature" which, when grown by the average home or hobby grower, do not stay under 6" or 8" respectively. We do have corrections reported in the magazine in MVL and also in the Registration list, occasionally. There have also been color corrections.

Many clubs are seeking information on writing schedules. I will appreciate receiving copies of show schedules to evaluate what rules to include, what may be omitted, clarification of terms, etc.

Improving show schedules will result in better understanding between show management, exhibitors and judges, also more uniform judging. From the schedule, exhibitors should know what the judges will expect and look for in the exhibits.

Strive for quality, not just ribbons, but exhibits that are worthy of the ribbons we desire to win.

QUESTIONS FOR LIFETIME JUDGES

Ruth Carey, AVSA Shows & Judges Chairman, reports that lifetime judges questions will be ready for mailing early in July.

Send your request for questions with a check for \$1, payable to AVSA, plus a LONG, STAMPED, SELF-ADDRESSED ENVELOPE to Mrs. James B. Carey, 3900 Garden Drive, Knoxville, TN 37918.

Judges applying for the first time must send evidence they have met the requirements. Refer to page 63, September 1975 issue of the African Violet Magazine, or to pages 100 - 101 of the AFRICAN VIOLET HANDBOOK FOR JUDGES AND EXHIBITORS, 1975 revision.

Indianapolis Grower Takes 16 Awards at AVSA Show

Mrs. Joseph Trost of Indianapolis, Ind., was winner of 16 awards at the 1976 Atlanta convention and show in Atlanta, GA, received the AVSA Silver cup for 'Delft Imperial', the best registered variety, and the AVSA Award of Merit Rosette and \$15 cash for 'Pinks a Poppin' for the second best registered variety.

Her 'Delft Imperial' also won the Stim-U-Plant Laboratories, Inc., Award of \$50 and plaque and the Winnipeg AVS Award of \$10, and her 'Pinks a Poppin' received the Edith Peterson, President's Silver Award, and the AV Study Club of Atlanta Award of silver.

'Delft Imperial' was judged Best in Show and 'Pinks A Poppin' received the 2nd Best in Show Award. Both plants were hybridized by Granger Gardens.

Mrs. Trost's other awards were as follows: Stim-U-Plant Award of \$25 and plaque with 'Miriam Steel'; the Victor Constantinov Award of \$15 and the AVSA Southern CA Judges Council Award of \$5 with 'Edith V. Peterson'; the Mr. and Mrs. Frank Burton Award of antique china with 'Barbara'; the Northern CA Council of AV Societies Award of \$25 with 'Ballet Heidi', The AVS of Staten Island Award of \$10 with 'Karla', the AVS of San Francisco Award of \$10 with 'Marta'; the Mrs. L. L. Presley Award of \$5 with 'Hill Music', the Mrs. Henry C. Mills Award of \$5 with 'Ophelia', and the Mrs. Lucile J. Wasson Award with 'Ballet Heidi'.

The AVSA Collection of three different registered varieties won for Mrs. Rochelle Yerger of Tallahassee, FL the handsome FloraCart, awarded by TubeCraft, Inc., of Cleveland, OH, and the AVSA Gold Rosette. Mrs. Yerger was the winner of five other awards. These included the Hazel Lewis Award of \$10 with 'Wedgewood', the Florence Garrity Award of \$10 with 'Santa Maria', the Amy Lackner Award of \$10 with 'Irish Elf', the Violets of Atlanta Award with 'Memories', and the Mrs. G. W. Stikelether Award of \$5 with 'Nancy Reagan'.

Four Tennessee originations won for Mrs. J. C. Fritz of Kingsport, TN, four awards. These included the Ruth I. Hatch Award of \$10 with 'Tennessee Kandy Kane', the Mrs. M. E. Garner Award of \$10 with 'Tennessee Blue Moon', the Ann and Ray Dooley Award of \$10 with 'Tennessee Pinafore', and the AVSA Judges Council of Northern CA Award of \$5 with 'Tennessee Pink Mist'.

The Stim-U-Plant Laboratories, Inc., Award of \$25 and plaque went to Mrs. Charles R. McDaniel

of Atlanta, GA, for her plant, 'Purple Joy'. Mrs. McDaniel also received the AVSA Honorable Mention Rosette and \$10 cash for the third best registered variety with another plant, 'Superba', which also won the Tampa AVS Award of \$10.

'Superba' was named Third Best in Show. 'Superba' was registered by Hugh Eyerdom.

'White Pride Supreme' took the Mrs. C. R. Ballard Award for Carol Barbar of Atlanta, who also won the Top Choice AVS of Shreveport Award with 'Garnet Elf'.

Chris Leppard of Westfield, NJ, won the Tri-mount AVS Award of \$10 with 'White Brigadoon' and the Bermas Plastics Award of \$25 with 'Pink Blueberry'.

Another Stim-U-Plant Award of \$25 and plaque fell to Mrs. L. L. Presley of Smyrna, GA for her plant, 'Mars'. She also received the Indianapolis AV Club Award of \$10 with 'Karla'.

Linda A. Neumann of North Royalton, OH won the Lower Connecticut Valley AVS Award of \$10 with 'Mars' and the Robt. Sutton, Jr., Award of antique china with 'Neptune'.

The Rev. Blades of Knoxville, TN, won two awards with two of his hybrids: The Merrimack Valley AVS Award of a pewter plate with 'Parson's Lynn Renee' and the Mrs. T. R. Trimble Award of \$50 with 'Parson's Triumph'.

A semiminiature, 'Icicle Trinket', entered by Mrs. C. H. Grinstead of Columbus, OH, won two awards: The AVS of Greater New York Award of \$25 best specimen plant, semiminiature, and the Evelyn and Edgar Varick Award of \$5.

'Midget Mischief', a miniature, won the St. Louis Judges Council Award of \$15 and the Evelyn and Edgar Varick Award of \$5 for Mrs. J. Hayes of Connecticut.

Mrs. Lillian Crewel of Wilmington, DE was the recipient of the Dora Baker Award of \$10 with 'Dancing Dandy' and the Mrs. Percy Crane Award of \$15 with the episcia 'Cleopatra'.

Mrs. J. K. Garaway of Doraville, GA, was winner of the Helen Van Zele Award of \$10 with 'Pixie Trail' and the Mrs. T. H. Trimble Award of \$5 with 'Victoria'.

Two miniature gesneriads, 'S. Concenna' and 'S. Krishna' took the Helen Van Zele Award of \$5 and the Forda F. Pappas Award of \$5 for Jessie Crisafulli of Belchertown, MA.

The Adeline Krogman Award for the best promotional exhibit went to Howard O. Burns of Greenfield, WI.

Other winners were as follows: 'Sky Blue', Win-
nipeg AVS Award of \$5, Mrs. Lydia Cramer of
Wausau, WI; 'Sweetheart Trail', Lyndon Lyon
Award of \$25, Ann Slocomb of Rochester, NY;
'Bright Eyed Donna', Mildred Schroeder Award of
\$10, Carl Martin of Opalocka, FL; 'Elfriede',
Indianapolis AV Club Award of \$10, Phillis Hinkle
of Tucker, GA; 'S. Pendula Kizaral', Mabel and
Glenn Hudson Award of silver, Roberta M. Hale of
State College, PA; 'Happy Harold', Rienhardt's
African Violets Award, Mrs. Henry C. Mills of
Tallahassee, FL; 'Claudia', Ventura County AVS
Award of \$15, Mrs. Gilbert Arndt of Randolph,
WI; 'Episicia Tricolor', Rocky Mountain AV
Council Award of \$10, Kathryn Moore of Atlan-
ta, GA; 'Lavender Tempest', Granger Gardens
Award of \$25, W. W. Barnette of Decatur, GA;
and 'Midget Flame', AV Club of Greater Atlanta
Award of \$10, Mrs. A. Whitfield of Dallas, TX.

'Helene' Is Best New Introduction

'Helene' was judged the best new introduction
at the 1976 AVSA convention and show in At-
lanta, GA. Lyndon Lyon of Dolgeville, NY, was
the recipient of the AVSA New Introduction
Award for 'Helene'.

Rich's Awards for the second best new intro-
duction, 'Mystical Rose', also fell to Mr. Lyon.

Also in the Commercial Show Irene Fredette's
'Sugar Blues' won the Win Albright Memorial
Award for the best seedling, which was exhibited
by Jean Dolan of Stony Creek, CT.

The Jimmy Watson award for the second best
seedling went to 'Mark', which was hybridized by
Max Maas of Springfield, NJ.

The Grace Foote Silver Award for sweepstakes
also fell to Mr. Maas, who also received the AVSA
Commercial Silver Cup for 'Flamingo', the best
registered named variety. Mr. Maas was also award-
ed the AVSA Collection Award (Gold Rosette) for
the best collection of three different registered
varieties; 'Flamingo', 'Frankie' and 'Shalimar'.

The Mr. and Mrs. Frank Burton Award for the
best specimen plant on the commercial display
table was won by Swift's Violets of Dallas for
'Southland Rose'.

The New York State AVS Silver Award for the
best specimen plant, horticultural perfection, fell
to the House of Violets of Camden, AR.

Winners Announced In Design Division

Competition in the design division at the 1976
Atlanta convention and show resulted in six
awards being received by Jeanette Achauer of Mil-
waukee, WI, five by Elaine Gordon of Elgin, IL
and three by Mrs. C. H. Ballard of Montgomery,
AL.

Falling to Ms. Achauer were the Helen Van Zele
award of \$10 for "The Gold Rush", the Muriel
Warwick Award for "Moon Magic of the '70's",
the Wisconsin Council of AV Clubs Award of \$15
for "The Spirit of '76", and the Mrs. Waldo B.
Bevis Award of \$5 for "The Roaring Twenties".

Ms. Gordon won the Santa Monica AVS Award
of \$10 for "Our Covered Wagon Era", the Mrs. J.
A. W. Richardson Award of \$10 for "Our Father
of Waters", the Debby Hardin Award for second
best entry, "Theme of the Show", and the Delia
Symonds Award of a hand painted plate for best
entry in terrariums.

For the best entry in artistic plantings Ms.
Gordon received the Dode's Garden silver tray and
the Montgomery AVS Award of \$10 for the
second best entry fell to Ms. Achauer.

Mrs. Ballard's awards were as follows: AV
Study Club of Birmingham Award of \$10 for "To
the Future - What Next?", the Rocky Mountain
Belles Award of \$15 for best entry, "Theme of the
Show", and the Wisconsin Council of AV Clubs
Award of \$10 for "Our First Thanksgiving."

Other winners were as follows: Mrs. W. F. An-
derson Award of \$10 for "History in Miniature,"
Mrs. Enoch Bordelon; Davison's Award, "The
Majesty of Mountains," Mrs. Royal Bratton of St.
Petersburg, FL; Mrs. Waldo McGuffey Award of
\$5 for 2nd best entry in terrariums, Mrs. Frank
Huebscher of Panama City, FL; Celine Chase
Award, "The Roaring Twenties", Mrs. E. Ottoline
of San Francisco, CA; Forda F. Pappas Award of
\$10, "Early Explorations," David Buttram; Rocky
Mountain AV Council Award of \$5, "The Spirit of
'76", Martha Walker of Jacksonville, TN.

The Benchmark Industries, Inc., Award of \$15
for the best entry in arrangements went to Mrs. E.
Ottoline of San Francisco, CA. The Sandra M. Lex
Award of \$10 for the second best entry was won
by Ms. Achauer.

USE WARM WATER

Use of warm water prevents shock to the plant
roots which cold water produces. Water when the
temperature is rising and the plants are in the light.

Five Sweepstakes Winners Listed

Mrs. Joseph Trost of Indianapolis, IN captured 18 blue ribbons at the Atlanta convention and show to win the New York City AVS Award, a silver tray for sweepstakes in horticulture.

Mrs. Jessie Crisafulli of Belchertown, MA scored second with 14 blue ribbons and won The Violet House Award of \$50 in merchandise order for pots and Rochelle Yerger took the third prize, the Percy F. Crane Award of \$20 with 12 blue ribbons.

Elaine Gordon of Elgin, IL, received the Metropolitan St. Louis Award of \$15 for sweepstakes in the design division with four blue ribbons.

Mrs. C. R. Ballard of Montgomery, AL and Martha Walker of Jacksonville, AR tied for the Rock Potters AVC Award of \$10 for the second highest number of blue ribbons in the design division.

DISPLAY TABLES RECEIVE AWARDS

In the Commercial Division at the AVSA Show in Atlanta, GA trophies for commercial display tables were awarded as follows: Best Commercial Display Table, Lyndon Lyon of Dolgeville, NY with 157 points; second best, House of Violets of Camden, AR with 148 points; third best, Swift's African Violets of Dallas, TX with 134 points; and honorable mention, Violets of Atlanta of Atlanta, GA with 109 points.

BEST NEWSLETTER RECEIVES AWARD

The Saintpaulian, the newsletter of the New York City AVS, Inc., received the Blue Rosette for the best newsletter submitted at the 1976 Atlanta convention and show.

Edward Bradford is the editor of The Saintpaulian.

PLANT SUCKERS IN MEASURING SPOONS

If you use the brand of coffee that has a measuring spoon in each can — you have a surplus. With an ice pick, heat red hot, pierce a hole in bottom for drainage. Then plant your suckers, tiny miniatures, etc. Place on dish or tray and cover all with Saran Wrap. You have a nice little greenhouse with individual living quarters for each variety.



Dr. Ronald C. Smith

HORTICULTURAL CONSULTANT

Dr. Ronald C. Smith, a professor of horticulture at Ohio State University and a published author on horticulture, was recently appointed horticultural consultant of Stim-U-Plant, Inc., of Columbus, Ohio, according to Thomas P. Harrington, Stim-U-Plant president.

In his new position, Dr. Smith will work closely with the Stim-U-Plant staff members in developing and testing new products as well as refining the applications of many existing growing aids from the company. Dr. Smith holds both Bachelor and Master of Science degrees from the University of Georgia and his doctorate was conferred by Ohio State. Dr. Smith is also garden editor of the Columbus, OH, Citizens-Journal.

A concisely written and profusely illustrated booklet by Dr. Smith, "How To Plant and Grow", is included in a new 50-piece seed starter kit (pictured below) available from Stim-U-Plant. The kit with reusable leakproof polystyrene tray and 40 2"x2"x2" peat pots, includes high organic mix, famed soluble plant food, and easily marked labels to identify seeds.



A Night of Nostalgia

By Anne Tinari
2325 Valley Road
Huntingdon Valley, PA 19006

(ED. NOTE: Anne and Frank Tinari attended AVSA's organizational meeting in Atlanta, GA, 30 years ago and were also in attendance at the first AVSA Convention in Atlanta the following year. Here are some of her recollections. Her talk was illustrated with slides of those meetings at the 1976 Atlanta Convention).

For me this is truly a night of pure nostalgia. It is unreal for me to concede that 30 golden memorable years have passed since we met here in this beautiful city of Atlanta to attend the very first AVSA Convention. How well I remember every vivid detail!

We can learn much of our society's proud heritage by looking back to its very early beginnings to see what has happened and forward to what may be. Knowledge of our past illustrates the fabric of staunch, interested members. Its great success and enthusiasm is demonstrated by a swelling membership of more than 21,000 and well organized society as we enjoy it today.

Frank and I started growing violets seriously as an occupation in 1945. Our first post card list was published that year. At this time we were using classified ads in several popular garden magazines of the day. This triggered a great correspondence with many individuals here in Georgia. Also the first good literature I saw published appeared with a full color picture in "Ladies Home Journal" by Helen Van Pelt Wilson; then in pamphlet form available to the public for 10 cents. We helped supply some plants for the picture. Growers were listed at the end of the article. The mail began to arrive.

At the same time one of the leading horticultural magazines of that day, "Flower Grower", featured a column called "Round Robins" in their magazine. This afforded many individuals who belonged to it an opportunity to discuss different phases of gardening. One of the robins was on African violets and it was conducted by Miss Marion Thomas. So many people from so many distant places soon became acquainted through the African Violet Robin. Thus when they met in Atlanta they were not total strangers. I never belonged to the "Round Robins." There was no time, but some of the people I corresponded with back then were Mr. Boyce Edens, Mr. Starr, Mrs. Rhoads, Mrs. Pat Crowe, Mrs. Beers and others. Then there appeared a notice in "Flower Grower" that an African violet show would take place at the Hastings Seed Co., in Atlanta, Ga. It was after that show the first meeting took place that led to the formation of our society.

In February 1946 a notice appeared in "Better Homes and Gardens" of the formation of the African Violet Society of America. Thousands responded wishing to join the society.

The first African violet magazine, Volume 1, No. 1 was printed. Only 500 copies were printed, addressed by hand and sent to members. If you have one, hold onto it! It's part of our history.

Charter membership was closed on July 1, 1947. Here is the program of the first annual meeting. Mr. Hudson who was the first vice president acted in behalf of our first president, Mrs. Fern Kellar, who could not be present. Professor W. D. Holly was 2nd vice president. Lewis Cook was corresponding secretary and Mrs. Wright, recording secretary. Boyce Edens was our first treasurer. The convention was held in the Municipal Auditorium Annex here in Atlanta. Most of us stayed at the nearby Ansley Hotel.

The main concern seemed to be the confusion of names. Nomenclature was badly needed. Dr. Holly of Connecticut was the first nomenclature chairman and Mr. Edens asked me to serve on that committee. We held our first informal meeting right there and decided to initiate a round robin way of corresponding with all the members describing varieties, etc. This worked well for about two years; then we went on to improve our methods, so many new cultivars were coming into being. Some literature was published on nomenclature and registration was introduced. The first convention was a marvelous success in attendance and entries.


One of the first colored prints to appear in color in the early magazine was a picture of the beautiful old Norseman, one of the 10 original ones introduced by Armacost & Royston. The first cover in color on our magazine was 'Blue Warrior' in Dec. 1951. The second was a picture of our own 'Pink Luster'.

With very fond memories we review some of the scenes of those early conventions. Both the second and third were held in Cincinnati, OH and then the fourth in Philadelphia. The fifth convention was very well attended held in Dayton, OH, and that is where the first Judging School was held, conducted by Ruth Carey.

We could go on all night and reminisce, but time is short, we can only feel greatly blessed that we have been able to touch so many people through their hobby and love of African violets.

We have great cause to be proud of our violet heritage. However, in closing let me remind you that the grandeur of any society is not in its past but in its future.

*Special
from*



MOCKINGBIRD



RAIN BEAU

Irene

Fredette

(Photos by Grower)



MING ROSE



BORDERLINE

Honorary Life Membership Goes to Edith V. Peterson

Retiring President, Edith V. Peterson, was honored with an Honorary Life Membership at the Atlanta Convention with a citation reading as follows:

"Edith was introduced to African violets and their culture back in 1954 and since that time she has progressed in the violet world from president of the AVS of San Francisco in 1956 and 1957, to president of the Northern California Council of African Violet Societies in 1961 and 1962, and now AVSA President for the past two years.

"During these years she has held many offices in her local club, the Northern California Council and the AVSA. She helped organize the Northern California Council and also helped form the AVSA Judges' Council of Northern California. She is a Lifetime Judge and Judges' Teacher. She has

served AVSA in many capacities: as director, co-chairman of the 1962 AVSA convention in San Francisco, vice chairman of the 1971 AVSA convention, recording secretary, nominating committee chairman, resolutions chairman, standing rules committee chairman, convention program chairman, AVSA Vice President and President.

The honors she has received include a one year AVSA Honorary Membership, the Ruth Carey Affiliate Leadership Award, Honorary Life Memberships in the AVS of San Francisco and in the East Bay AVS, Inc.

"The many offices she has held and honors she has received tell us Edith is a most unusual person. She is, of course, completely loyal to AVSA and dedicated to promoting interest in violets and AVSA."

Service Award To Mrs. Anderson

The Distinguished Service Award was given to Mrs. W. F. (Neva) Anderson, St. Louis, MO at Atlanta.

Neva's interest in African violets began in 1939. She joined AVSA in 1949 and has worked for the Society and its Affiliate organizations in many capacities over the years.

Since receiving the Honorary Life Membership at the conclusion of her two-year term as AVSA president in 1969, Neva has continued to work actively for AVSA in many ways. She is constantly promoting violets in her home city through a display of plants and culture pamphlets at the Missouri Botanical Garden and through participation in the Metropolitan St. Louis AVS' annual show and AVSA membership booth.

Neva is a Lifetime Judge and Judges' Teacher. Her recent activities include revision of the convention manual, working on programs for the Library Committee, Nominating Committee Chairman, and now Publication Committee Chairman, and magazine columnist, "Cross Your I's - And Dot Your T's".

Because of her experience and background of AVSA activity, she has been of invaluable assistance to AVSA officers and board members. She is always happy to help others and to share her knowledge.

PRESIDENT'S CITATION CERTIFICATES GIVEN

At the Atlanta convention, the Publications Committee recommended that certificates of appreciation be awarded to contributors for outstanding articles in The African Violet Magazine.

Those receiving certificates were:

PAULINE BARTHOLOMEW for her article, "Pythium Root Rot Strikes Southland" in the January 1976 magazine.

DR. STUART DUNN for his report, "Lighting African Violets" which was carried in two issues, the January and March 1976 magazines.

SANDRA LEARY for pictures and her story "From There To Here With All My Plants" in the June 1975 issue.

CHRISTINE D. LEPPARD for her discussion of underwater arrangements "Watery Wonders, Or?" which appeared in the November 1975 issue.

D. J. LIDIAC for her experiences "Fungus Can Be Deadly If You Let It" printed in the January 1976 magazine.

Convention Dates

1977 - St. Louis, MO. Chase Park Plaza Hotel, April 26 - 30.

1978 - Austin, TX. Driskill Hotel, April 13 - 15.

1979 - Denver, CO. Albany Hotel, June 6 - 9.

1980 - New Orleans, LA

1981 - San Francisco, CA

Dixie AVS' Birth

Mrs. Frank Huebscher
Panama City, FL
Dixie AVS President

(Resume of talk made at AVSA convention banquet in Atlanta)

The Saintpaulia Study Club of Atlanta had talked for several years about a Southeastern regional organization for African violet growers, but the opportune time to get started did not appear until October 2, 1956. At that time the Saintpaulia Study Club sponsored an African violet show at the Southeastern Fair and as it was such a big undertaking, they asked the cooperation of all AVSA Affiliated Clubs in the seven southeastern states. Five of them had representation at the luncheon following the judging of the show and great interest was shown, both for the show and the proposal that we start an organization for the 7 southeastern states to be known as The Dixie African Violet Society.

A corresponding secretary was appointed for each state and Mrs. Fred L. Williams, Jr., president of the Saintpaulia Club, was asked to be the organizational chairman. A very lively correspondence ensued, and we had a basis on which we hoped to build a well co-ordinated organization, one to be of service and interest to a great many people.

Mrs. Fred L. Williams, Jr., said "We, in Atlanta, agreed to be the co-ordinates for the area, but we have no wish to dominate it."

Each participating state was to be represented by articles in every issue of The Dixie News.

The first annual convention and show was held October 2 - 4, 1957 in Atlanta; the business meeting on October 2, at the Fulton County Courthouse; the show on October 3 - 4 at the Southeastern Fair grounds.

The DAVS officers elected for 1957 were: President, Mrs. Fred L. Williams, Jr., Atlanta; 1st Vice President, Mrs. Frank S. Huebscher, Panama City, FL; 2nd Vice President, Mrs. G. B. Oden, Hattiesburg, MI; 3rd Vice President, Mrs. Frank Anderson, Greenville, SC; Recording Secretary, Mrs. H. J. Waff, Jr., Cary, NC; Corresponding Secretary, Mrs. E. M. Lewis, Gadsden, AL; Treasurer, Mrs. Charles P. Bradley, Mount Juliet, TN.

State secretaries elected were: Alabama, Mrs. M. J. Hester, Florence, AL; Florida, Mrs. R. M. Pyle, Jr., Pensacola, FL; Mississippi, Miss Jane Wicht, Hattiesburg, MI; North Carolina, Mrs. J. T. Carlee, Rocky Mount, NC; South Carolina, Mrs. Milo V. Martin, Greenville, SC; Tennessee, Mrs. Edward D. Taylor, Nashville, TN.

We are now celebrating our 20th birthday year!

Recognition for Three Members

Three AVSA members were officially recognized at the Atlanta Convention for their continuing service to AVSA. They were:

Mr. E. H. Dixon of Stockton, MO, in appreciation for his continued service to AVSA, having served on the Board for many years, as third vice president, second vice president and as Chairman of the Finance Committee, where he has done an excellent job setting up budgets and handling other duties of that committee.

Mrs. Henry P. (Grace) Foote of Port Arthur, TX, in appreciation of her fine work as Editor of the African Violet Magazine, which entails setting up the magazine, editing the material, helping the various columnists, writing a column herself, etc. She has held this post since 1963 and has done a terrific job.

Mrs. M. G. (Madeline) Gonzales, San Jose, CA, in appreciation for her excellent job as chairman of the 1971 San Francisco Convention, her work on the Membership and Promotion Committee, for having served as director, as AVSA Judge and Life Member and currently chairman of Best Varieties Honor Roll Committee.

Ruby Eichelberger Honored at Atlanta

The Ruth Carey Award for Affiliate Leadership was awarded at Atlanta to Mrs. A. W. (Ruby) Eichelberger of Birmingham, AL. Her citation reads:

"Ruby has set an outstanding example of Affiliated Leadership at all levels. She has promoted all phases of club activities in accordance with AVSA objectives.

"She has been an active member of AVSA for more than 25 years, served as an AVSA director, is an AVSA life member, AVSA lifetime judge and judges' teacher.

"She has been a member of DAVS for 24 years, served as its president and is presently Associate Editor of the Dixie News.

"Ruby has stimulated a widespread interest in the propagation and culture of African violets through her many articles, workshops, programs, etc. Her annual workshop at Birmingham Botanical Gardens on growing and showing African violets draws a 'standing room only' crowd. She is most generous in distributing leaves and plants to all who express an interest in growing African violets."

MAX




VALERIE

MARY D



MAAS

(Leppard Photos)



JASON

JEAN



He's a Little-Known Hybridizer

Bronze Medal for Horticultural Achievement Goes to Max Maas

*Glenn B. Hudson
761 Belvidere Avenue
Westfield, NJ 07090*

A recent issue of the African Violet Magazine included under, 'New Registration Listing', many cultivars hybridized by Mr. Max Maas of Hilton Dahlia Farms. These varieties originated by Mr. Maas have been successfully grown by many African violet growers in New Jersey and the Eastern States of Maryland, Delaware, Pennsylvania, New York, Connecticut, Massachusetts and New Hampshire.

But few other growers over the nation knew of Max Maas. He never registered his plants. Neither did he list them in the Master Variety List . . . until recently when under pressure from his friends, he allowed them to register some of his cultivars.

Each year the Hilton Dahlia Farms market at wholesale in excess of 200,000 African violets in addition to several hundred thousand other items usually raised in a greenhouse. The Hilton Dahlia Farms issue no list of plants, have no facilities for handling a retail trade such as, no sales room, no sales persons, no public relations, do not ship plants, and have no way to conduct tours. The business owes its success to the growing of high grade plants that readily adapt themselves to the average home growing conditions.

Mr. and Mrs. Maas started the business in the Hilton Section of Maplewood, NJ and quickly established a reputation for growing outstanding dahlias that won 'top honors' at flower shows, county and state fairs in New Jersey and neighboring states. In 1924 the Hilton area became crowded with new homes, so the business was moved to acreage purchased in the farm lands of Springfield, NJ. Here they built their home, a complex of six heated glass greenhouses, planted extensive fields of flowers and vegetables and named the place "Hilton Dahlia Farms". While the greenhouse business has continued and is successful, the fields of vegetables and flowers have fallen victim to the expansion of the Baltusrol Golf Course and houses built by suburban developers, so that at present Hilton Farms only occupy about two acres.

When the public demand for African violets began to develop, a few plants were grown on a part of one bench. As the demand increased more space was provided and by 1954 when the New Jersey

Council of African Violet Clubs was formed the section used to grow African violets had grown to where it used one-half of one greenhouse. For the past 10 years most all the space in the six houses is needed for violets and the other items are mostly grown in a large plastic covered metal frame hut that is heated as required, also in many cold frames.

As Mr. Maas' interest in African violets grew so did a desire to improve the plants so that people could enjoy them more and have better and stronger, more vigorous plants. To satisfy this need he began to experiment by hybridizing with the better varieties. This work has produced many new varieties having large blossoms, strong petioles, many blooms per stalk, long lasting bloom and a good leaf pattern. These plants are successfully grown by amateurs and commercial people into plants that have been exhibited at the AVSA Convention Shows held at Atlantic City, Baltimore, Boston, Philadelphia, New York and Hartford.

Mr. Maas (Max to his friends) is a very knowledgeable and experienced horticulturist with over 55 years in the greenhouse field. He is a quiet, kind individual, very willing to share his knowledge with anyone who loves to grow things. When a grower has a problem, he listens very carefully to the presentation of the symptoms and graciously contributes, from his vast background and knowledge, to the solution. The AVSA Affiliates in the area have greatly benefitted from his kindness and help in their problems, also in having a source for obtaining high quality plants for their sales that readily adapt to the home growing conditions.

So in recognition of his many years of hybridizing plants, and especially beautiful African violets during the last 30 years, AVSA awarded him the Bronze Medal for Horticultural Achievement at the Atlanta convention.

He not only hybridizes and grows lovely plants but also is a friend to all violet growers, always ready to help anyone with a problem. He is generous with his plants and advice on their growth. While he is now registering some of his cultivars under the name Hilton Dahlia Farm, many of his cultivars have been registered, with permission, by AVSA Affiliate societies.

Awards to Blue Ribbon Winners

Silver bowls were presented as AVSA Sweepstakes Awards to four AVSA members who won the most blue ribbons in specimen classes in shows sponsored by AVSA Affiliates during the past year.

Raymond Dooley of Staten Island, NY held 147 blue ribbons with Dorris Alexander of New Orleans, LA, holding 66, Cecile Ambler of Orinda, CA with 58 and Mrs. Robert Laske of St. Louis, MO with 54.

Honorary Awards At Convention

Seven one-year Honorary Memberships were awarded at the AVSA Convention in Atlanta. These were awarded to:

Mr. John M. Cook of Falmouth, MA, in recognition of his work as convention vice chairman also show vice chairman in Boston. He contributed to the success of the meetings.

Mrs. Lester S. (Julia) Fladt of Miami Springs, FL, in recognition of her support of AVSA as a Lifetime Member, Lifetime Judge and Judges' Teacher and for her many years of work on the AVSA Membership and Promotion Committee.

Mrs. H. N. ("E") Hansen of Jenkintown, PA, in recognition of her work for AVSA as a Director, Lifetime Judge, Lifetime Member, as Judges' Chairman for the Yearbooks at the Boston convention and for her articles in the African Violet Magazine.

Mrs. Yvonne Leighton of Newton, MA, in recognition of her able performance as show chairman for the Boston convention, as an AVSA Judge and for her many years of work with the Bay State AVS and with other Boston area Affiliates.

Mrs. W. M. (Lucile) Plaster of Shreveport, LA, in recognition of her help to AVSA as a director, as a Judge and Judges' Teacher, as a Lifetime Member and as the present chairman of the AVSA Booster Fund.

Mrs. Charles H. (Peggy) Staat of Albuquerque, NM, in recognition of her work as an AVSA Judge and in organizing the Albuquerque AVC, serving as its president and especially keeping it a strong Affiliate of AVSA.

Harvey L. Stone of Marblehead, MA, in recognition of his support of AVSA as a director, as an assistant to the program chairman at the Boston convention and for his outstanding work on the Library committee.

AWARDS NEEDED FOR 1977 SHOW

The AVSA Awards Committee is now receiving the special awards, trophies, etc., for the 1977 St. Louis Convention.

Our long term sponsors are continuing to support us with their usual awards. However, many of the awards each year are given by members and friends living in the area and state near the show, therefore it is necessary to obtain new sponsors each year for the next convention.

The sponsoring of an award, while very gratifying, is simple. We require a few basic rules: (A) All Special AVSA Awards are accepted on the basis that any AVSA member is eligible for consideration, (B) The Award must not present impractical judging problems and must be within the show schedule, (C) It is not always possible to allocate an award to a specific class because many of our long term sponsors have given awards for specific classes; also some other sponsors may have requested the class earlier.

The awards may be cash or some suitable item. All items other than cash are to be delivered to a location designated by the awards committee and show chairman. Cash awards are to be paid by check made out to AVSA and mailed to Mrs. Richard A. Chase, Awards Chairman, 482 Rutherford Avenue, Redwood City, CA 94061.

In order for an award, for the St. Louis Convention, to be included in the January 1977 issue of the African Violet Magazine, the Awards Chairman must be advised by SEPTEMBER 15, 1977. The awards accepted after that will appear in the Souvenir Booklet.

Awards for Special Plants should be in early, so that an exhibitor is aware in advance and may groom it for show.

We thank all sponsors very much for their cooperation to make the St. Louis Show a success.

HEAR YE! HEAR YE!

No Master Variety List Supplement will be published in the September 1976 magazine. A new publication, MASTER VARIETY LIST, NUMBER 3, will be available by the end of the year.

MASTER VARIETY LIST, NUMBER 3, will contain all registered varieties from the first registration in 1948 through registrations received to June 1, 1976. It will include also all recognized *Saintpaulia* species and other non-registered varieties published from June 1966 to June 1976.

Ingredients For A Viable Affiliate

(ED. NOTE: This workshop panel was conducted at the Atlanta Convention with Mrs. L. F. Lidiak of Austin, a member of the First Austin AVS, as moderator).

Here are Mrs. Lidiak's views:

Membership in an AVSA affiliate is one of the most rewarding benefits that an African violet grower can experience. If an affiliate is living up to its potential it is producing new opportunities, new ideas, and new goals for its members. If you're not an affiliate member, why not see what you can do about becoming one? Perhaps there is a club in your area — if not, then organize one. It really doesn't take a large number of people to function effectively — 10 to 12 truly interested individuals can constitute a very viable unit.

The four primary ingredients which make a stronger more vibrant organization possible are: good programs, membership enthusiasm, fund raising ideas; and community service.

Actually, the first two ingredients — programs and membership enthusiasm — are inseparable in my thinking. Programs are a tool for gaining knowledge; knowledge fosters enthusiasm; and in turn, enthusiasm fosters knowledge. On this basis I will discuss the two as a unit. In planning programs, a conscious effort should be made to involve the entire membership to the fullest — taking advantage of all available talent. It is a much more enthusiastic member that is in the middle of the activity than the one sitting on the sidelines. A great deal of satisfaction can be generated from programs (or even impromptu sessions) that stimulate members to cite examples of cultural achievements or seek answers to problems that have arisen. The more programs induce curiosity among members, the more enthusiasm members exude. Culture experimentation can be encouraged and ample opportunity given for the expression of original ideas during the meeting.

The scheduling of a show accentuates the need for good programs and promotes more enthusiasm than any other one thing one can do. Quite often small or new affiliates are hesitant in this area. This is not as it should be. Plan a show that is within bounds of what your club can produce, always casting an eye one rung higher than your obvious potential. Whatever the level of our experience, we must not underachieve. One never knows what he can do until it is tried! A forthcoming show immediately necessitates programs on cultural improvement, a study of varieties, how to select potential show plants, proper grooming tips, judging procedures, design techniques, insect and disease control, and on and on.

An interesting situation evolved in Texas this year. A neighboring club wished to produce their

first AVSA affiliated show. Since the First Austin AVS had had experience in this area, our group was looked to for assistance. Upon invitation a number of Austinites attended an all-day meeting and "brain-picking-session". It is hoped that the host club gained as much from the experience as we did. Our group was much revitalized by the experience. It behooves us to realize that if we do not intermingle ideas with other groups we are going to become victims of the inbreeding of ideas and philosophies to the point of stagnation. Everyone has a different approach, and the sharing of ideas is an essential stimulus. Supplement your own talent by using outside speakers who can impart knowledge in some needed area of interest. Another good avenue for gaining a wealth of ideas is the AVSA affiliate newsletters published in various sections of the country. Obtaining these publications involves very little monetary outlay and if you try it I think you will agree that your efforts have been well rewarded.

The talents and needs of new members are a most important asset to any affiliate. Not long ago we were so fortunate as to have twelve relatively new members. To encourage this reservoir of talent to surface with all possible haste, we launched what we referred to as a "Beginner's Workshop." Various experienced growers conducted a series of 6 half-day sessions spaced throughout the year. The first session began with what AVSA could mean to a grower; how to use the *AV Magazine*; the *Judges and Exhibitors Handbook*; etc. By the end of the sessions every phase of culture had been covered.

It is a constant search for new program ideas as well as new approaches to familiar topics. This year our chairman came up with a most novel and interesting program, Early copies of the *AV Magazine* were researched and a short skit prepared in which the formative years of AVSA were depicted. Another innovation was tried on two subjects that have always seemed to require more than the usual allotted program time for proper coverage. All-day sessions were scheduled on design techniques and hybridizing methods. In the case of each subject a general discussion was held during the regular program time, then those who cared to attend were treated to an in-depth workshop during the afternoon.

As a means for both the club and members to reach fuller potential, AVSA membership should be stressed. Do not stress just belonging, but rather

the benefits and pleasures to be attained from convention attendance; the satisfaction that can come from magazine contributions; or participation in other national functions. In conjunction with this concept, individuals should be encouraged to attend judging schools. The training techniques obtained in this manner provide knowledge that is not apt to be gained in any other way.

In order to function at full potential, every organization must look to good fund raising projects. Of course the more usual ones are dues, member donations, income from plant sales, etc. We have found it necessary from time to time to "scratch our head a little" to come up with more expansive projects. Several years ago the *African Violet Growing Handbook* was written and published for local distribution. The original concept had been to provide a tool that would help us to disseminate reliable and detailed culture information to the public — particularly during the crush of a show. This publication was so well received both in this country and internationally that it is now in its 4th printing. Actually, this was a most ambitious project for a club of 35 - 40 people to tackle, but I cite it here as an example of what a combination of imaginative thinking, local talent, the desire to achieve and a little old fashioned "elbow grease" can achieve. The object lesson probably is that a need was anticipated and then an effort was made to fill it. We are looking for "more dragons to kill", so we are receptive to suggestions.

Obviously, community service is to a club what personal giving is to the individual. Once again we each must look around to see wherein our services or monies can be best used. Probably the first projects that come to mind are the donation of plants and possibly culture information to hospitals, nursing homes, rehabilitation schools, etc. An area that FAAVS has found to be most gratifying is our work in cooperation with other garden clubs. Austin is most fortunate in having an organization of garden clubs which functions in conjunction with the Parks and Recreation Department of the city. While affording us a lovely meeting and show room, we are also able to participate monetarily in such projects as the Garden of Braille; provision of show equipment to be used by all member clubs; the care and maintenance of the building and grounds of the lovely Garden Center which is much enjoyed by the public; the City of Austin beautification projects; and other projects that are most beneficial to the entire community. Although it is by no means the motivating reason for our community service, increased attendance at our shows and displays seem to have been an added bonus.

We are ever seeking new ideas in order to apply the imagination and talents of our group to producing better programs, more membership enthusi-

asm, fund raising ideas and more rewarding community service. If we each can achieve such goals we will all be more viable affiliates.

Mrs. Jeff Fuller of Montgomery, AL, a member of the Montgomery AVS, had this to say:

I feel, in order to have the best ingredients for an affiliate, that first we need the best affiliation, and with AVSA what could be better?? I would like to personally thank all the officers and others for all the help they have given me in the past few years. Without this help some of our jobs would be just too much.

Planning interesting programs is a very important job and will require much work and thought by the chairman. Such programs are (1) slides from AVSA; (2) member participation; (3) whys, where and hows about putting on a Show; (4) questions - answers; (5) round-table discussions; (6) ladies of knowledge from other clubs to speak; (7) arrangements, standard, also cigar boxes, (8) growing under lights; (9) minis and semiminis; (10) after a show, each member discusses one or more things learned; (11) planting and growing terrariums; (12) field trips; (13) getting plants ready for show; (14) having each member list what they would like.

Our Montgomery AVS was not very active until 1971 at which time we had about \$60 in the treasury. We decided to get busy and did the following things: (1) sold soil; (2) had white elephant sales; (3) raised dues (now \$5.00); (4) plant sale by members; (5) donations from members; (6) auctions; (7) sold articles at show (one year); (8) sell plants annually at show. By 1974 (April) we had \$600 in the treasury, had had 2 judges schools, and had held an AVSA Standard Show yearly since 1971.

Encourage members to subscribe, read, and share their *AV Magazine*. Once they read a couple of issues they are usually hooked. Invite interested persons to your home to see your collection, while there, be sure and give them a blank for joining AVSA. One year recently we were 100% AVSA and 100% Dixie.

Stimulating programs . . . including as many members possible. Everyone likes to be included. Visit each other's plant rooms. Nothing gets you back with your violets as quickly as seeing someone's plant room that is picture pretty.

Share your knowledge. We don't limit our membership, but do encourage members to grow and show!

The school children have show and tell with much interest, so should WE!

Jerome K. Brown of Baton Rouge, LA, a member of the Baton Rouge AVS, spoke of a viable affiliate in this manner:

As a child in West Virginia, I frequently read about the wonderful work being done in the treat-

ment of Hansen's Disease (Leprosy) at the U.S. Public Health Service Hospital at Carville, LA. I had a mental picture of a small, crowded compound on an island in the Louisiana swamps which was protected on all sides by dark waters full of alligators.

Soon after I was transferred to Louisiana I was surprised to drive on a newly-paved road through prosperous sugar cane farms up to the wide open gates of a beautiful, spacious hospital with many well-kept buildings on beautifully landscaped grounds. The view was inviting and only the dread of the disease kept me from entering.

Later, when I became associated with the Baton Rouge AVS, I was surprised to find that these members visit the Carville Hospital regularly and help the patients there raise African violets. Many of the patients spend their adult lives in the hospital and find the growing of violets an interesting and fascinating change from the employment the hospital provides each patient who is able to work. The hospital administrators encourage those who are interested to join the violet growers.

The Carville project is not expensive since it consists only of providing soil, fertilizer and new violet varieties plus a lot of encouragement and patient guidance. The growers manufacture their own plastic pots in their fabrication shop. But the project derives its financial support from an annual "white elephant" sale. Each member donates no-longer-used items for auction, or lacking these, donates home-made delicacies. Members bid vigorously for unusual knick-knacks, indoor gardening equipment or jellies or pickles knowing that the proceeds of the sale will be used for a worthy cause.

Recently, the growing of show plants has been encouraged at Carville. The annual show of the Baton Rouge AVS has included one class for plants from the Carville hospital and a silver award has been presented to the grower of the best plant in this class.

Until the Dixie African Violet Society was invited to hold their annual convention in Baton Rouge, the local society had been content to hold occasional displays with no schedule or judging. Displays are not expensive — a merchant donated space and the members provided plants. So, the small annual dues covered expenses. But with a full-scale show and convention coming up, the club needed money.

The obvious way for an African violet club to raise money is to sell violets. So, a large supply of starter plants were ordered from a commercial grower. Arrangements were made to sell for two days outside a large department store. And for two days no one was interested in or seemed to know about African violets. The store owner is knowledgeable in merchandising and suggested the sale be

continued through one more day — Saturday. That worked! On Saturday, every passerby was delighted to find a source of African violets and by mid-afternoon the huge supply of violets was exhausted. Since that time, the African violet sale has been combined with the annual show, and the supply of violets, both purchased and home-grown has never satisfied the demand.

The most successful club I have known, financially, concentrates on selling mature show-quality plants. The club members bring beautiful blooming plants to a central shopping center. Each member prices his own plants and divides the sales price with the club. The key to success of this sale is timing—the sale is always held on Friday and Saturday before "Mothers' Day." This club always schedules their show early enough in the year that they can bring their plants back to top condition for the plant sale after their show.

Plant sales present some unique problems. Louisiana requires that a registered horticulturist be present at all times. The state entomologist checks all show and sale plants each year. Other states doubtless have equally strict requirements.

Speakers for interesting programs for an African violet club abound in most areas. We have found Louisiana State University an excellent source of speakers — entomologists discussing insect pests and horticulturists experienced with violets discussing soils, fertilizers, lighting or growing conditions. Some day we may ask a librarian to discuss African violet publications for us. But equally good programs are available outside the University. Why not a program from a Master Judge on African violet arranging, a near-by grower on hybridizing African violets and an African violet judge on preparing violets for showing? Every club has members who could talk on the relative effectiveness of various fertilizers, the results of various watering techniques and determining the optimum lighting for individual plants. What about an enthusiastic commercial grower who would love to display and discuss the merits of new varieties being introduced to the market? The real problem with programs is the scheduling to suit speakers' availability, and getting around to all of the available subjects regularly.

A good club thrives on challenge. Community service projects and the annual (formal) show are needed to keep all of the members active and happy. Observance of parliamentary law will assure fairness to everyone and adequate challenge to each member will keep everyone busy.

FLUORESCENT TUBES

Fluorescent tubes can usually be used for from six to seven thousand hours before they need to be replaced. When the ends become dark it is time for a change.

African Violet Society of America, Inc.

ORGANIZED NOVEMBER 8, 1946 — INCORPORATED JUNE 30, 1947

"To stimulate a widespread interest in the propagation and culture of African violets everywhere"

The Board of Directors is composed of the elected officers, the directors, the immediate past president and the chairmen of standing committees.

OFFICERS

President	603 East Essex Avenue, St. Louis, MO 63122	Mrs. E. A. (Melva) Nelson
First Vice President	1010 Edgewood S.E., North Canton, OH 44720	Mrs. Marvin (Gene) Garner
Second Vice President	1325 Parkway Dr., Brookfield, WI 53005	Mrs. W. J. (Adeline) Krogman
Third Vice President	51 Peach Highlands, Marblehead, MA 01945	Mr. Harvey Stone
Secretary	Meadow Lakes, Apt. 18-06, Hightstown, NJ 08520	Mrs. Robert (Lizeta) Hamilton
Treasurer	36 Cerdan Avenue, Roslindale, MA 02131	Miss Florence M. Garrity
Past President	1545 Green St., San Francisco, CA 94123	Miss Edith V. Peterson

ELECTED DIRECTORS

To serve until the conclusion of the 1977 meeting.

Mrs. C. W. (Wilda) Beattie	283 Churchill Dr., Winnipeg, Man., Canada R3L IV7
Mrs. Frank S. (Chris) Huebscher	3920 West 16th St., Panama City, FL 32401
Mrs. Terrance R. (Sandra) Leary	438 Brady Lane, Austin, TX 78746
Mr. Forrest Richter	9534 Spring St., Highland, IN 46322
Mrs. Wayne W. (Mildred) Schroeder	1739 N. 74th Ct., Elmwood Park, IL 60635

To serve until the conclusion of the 1978 meeting

Mrs. Edward (Millie) Blair	213 Alhambra Ave., Vallejo, CA 94590
Mrs. Sidney (Ellie) Bogin	39 Boyd St., Long Beach, NY 11561
Mrs. Frank (Dottie) Burton	P. O. Box 575, Old Saybrook, CT 06475
Mrs. Charles S. (Catherine) Hawley	45 Forest Dr., Painesville, OH 44077
Mrs. James (Irene) Merrell	409 Hillendale Dr., Oconomowoc, WI 53066

To serve until the conclusion of the 1979 meeting

Mrs. Arthur F. (Mary) Boland	6415 Wilcox Ct., Alexandria, VA 22310
Mr. Lawrence Grissom	6045 S.W. Glenbrook Rd., Beaverton, OR 97005
Mrs. Ross V. (Emma) Lahr	3559 E. Easter Ave., Littleton, CO 80122
Mr. Lloyd Lynn McArthur	1586 Ansley Lane, N.E. No. 10, Atlanta, GA 30324
Mr. W. M. Plaster	8304 Suffolk Dr., Shreveport, LA 71106

STANDING COMMITTEES

AFFILIATE

- Mrs. Talbot A. (Helen) Freie, Chairman
4854 N. Cedar St., El Monte, CA 91732
- Mrs. John L. Jones
4069 Olive Hill Dr., Claremont, CA 91711
- Mrs. Edward Pease
2416 Florentine, Alhambra, CA 91803

AWARDS

- Mrs. Richard A. (Celine) Chase, Chairman
482 Rutherford Ave., Redwood City, CA 94061
- Mrs. Glenn B. (Mable) Hudson, Vice Chairman
761 Belvidere Ave., Westfield, NJ 07090
- Mrs. C. W. Beattie
283 Churchill Dr., Winnipeg, Man., Canada R3L IV7

Mrs. Edward Blair
213 Alhambra Ave., Vallejo, CA 94590
Mrs. Frank A. Burton
P. O. Box 575, Old Saybrook, CT 06475
Mr. Jay W. Foster
2650 Highland Ave., Smyrna, GA 30080
Mr. Glenn B. Hudson
761 Belvidere Ave., Westfield, NJ 07090
Mrs. Frank S. Huebscher
3920 West 16th St., Panama City, FL 32401
Mrs. W. J. Krogman
1325 Parkway Dr., Brookfield, WI 53005
Mr. C. Russell Marshall
410 Algonquin Dr., Warwick, RI 02886
Mrs. W. M. Plaster
8304 Suffolk Dr., Shreveport, LA 71106
Mrs. Robert I. Slocomb
30 Inglewood Dr., Rochester, NY 14619
Mrs. Helen Van Zele
8302 Golden Ave., Lemon Grove, CA 92045

BOYCE EDENS RESEARCH FUND

Mrs. L. F. (Dorothy) Lidiak, Chairman
4503 Sinclair Ave., Austin, TX 78756
Mrs. H. Steven Johnson, Vice Chairman
741 West Colonial Dr., Orlando, FL 32804

COMMERCIAL SALES AND EXHIBITS

Mr. Jimmy Watson, Chairman
1361 Madison Ave., Apt. 2-AA, New York, NY 10028
Mr. Harold Rienhardt, Vice Chairman
4463 W. Seneca Tpk., Syracuse, NY 13215
Mr. Ralph Reed
936 Garland St., S.W., Camden, AR 71701
Mr. W. M. Plaster
8304 Suffolk Dr., Shreveport, LA 71106

COMMERCIAL ACTIVITIES

Mr. Albert Buell, Chairman
P. O. Box 218, Eastford, CT 06242
Mr. Henry Peterson, Vice Chairman
3132 McHenry Ave., Cincinnati, OH 45211
Mrs. Harold Rienhardt, Secretary
4463 W. Seneca Tpk., Syracuse, NY 13215

CONVENTION PROGRAM

Mrs. J. A. W. (Ann) Richardson, Chairman
RR I, Box 70, Tavares, FL 32778
Mrs. Daniel Dohm, Jr., Vice Chairman
7358 Milan Ave., St. Louis, MO 63130
Mrs. H. N. Hansen
708 Wyndale Rd., Jenkintown, PA 19046
Mrs. H. Harold Baker
2182 Stanford Ave., St. Paul, MN 55105
Mrs. Percy F. Crane
317 Massapoag Ave., Sharon, MA 02067

CONVENTION TIME AND PLACE

Mrs. H. Harold (Dora) Baker, Chairman
2182 Stanford Ave., St. Paul, MN 55105
Mrs. James B. Carey, Vice Chairman
3900 Garden Dr., Knoxville, TN 37918

FINANCE

Mrs. Percy F. (Estelle) Crane, Chairman
317 Massapoag Ave., Sharon, MA 02067
Miss Florence M. Garrity, Vice Chairman
36 Cerdan Ave., Roslindale, MA 02131

LIBRARY

Mrs. Marvin (Gene) Garner, Chairman
1010 Edgewood S.E., North Canton, OH 44720
Mrs. Charles S. Hawley, Vice Chairman
45 Forest Dr., Painesville, OH 44077
Mrs. Duane Champion
8848 Vanhoesen St., Clay, NY 13041

Mrs. Ralph Hill
708 - 29th St., N.E., Canton, OH 44714
Mr. Henry Peterson
3132 McHenry Ave., Cincinnati, OH 45211
Mr. Forrest Richter
9534 Spring St., Highland, IN 46322
Mrs. Wayne W. Schroeder
1739 N. 74th Ct., Elmwood Park, IL 60635
Mr. Harvey L. Stone
51 Peach Highlands, Marblehead, MA 01945
Mr. Edgar Varick
161 Orange Ave., Milford, CT 06460
Mr. C. Russell Marshall
410 Algonquin Dr., Warwick, RI 02886
Mrs. Arthur F. Boland
6415 Wilcox Ct., Alexandria, VA 22310

MEMBERSHIP AND PROMOTION

Mrs. Harold (Cordelia) Rienhardt, Chairman
4463 W. Seneca Tpk., Syracuse, NY 13215
Mrs. Lester Fladt, Vice Chairman
1173 Quail Ave., Miami Springs, FL 33166
Mrs. J. D. Austin
1221 - 41st St. West, Birmingham, AL 35208
Mrs. H. Harold Baker
2182 Stanford Ave., St. Paul, MN 55105
Mrs. Frank A. Burton
P. O. Box 575, Old Saybrook, CT 06475
Mrs. Myrtle Clement
179 Doyle Ave., Providence, RI 02906
Mrs. Marvin Garner
1010 Edgewood S.E., North Canton, OH 44720
Miss Florence M. Garrity
36 Cerdan Ave., Roslindale, MA 02131
Mr. Lawrence Grissom
6045 S. W. Glenbrook Rd., Beaverton, OR 97005
Mrs. H. N. Hansen
708 Wyndale Rd., Jenkintown, PA 19046
Mrs. E. Kramer
Box 783, Cherokee Village, AR 72542
Mrs. W. J. Krogman
1325 Parkway Dr., Brookfield, WI 53005
Mrs. Ross V. Lahr
3559 E. Easter Ave., Littleton, CO 80122
Mr. Emory E. Leland
7014 - 29th Ave., N.E., Seattle, WA 98115
Miss Sandra Lex
70 Enfield Ave., Toronto, Ont. Canada M8W 1T9
Mrs. Dorothy Powell
1219 S. Fir Ave., Inglewood, CA 90301
Mrs. E. H. Price
1809 E. North St., Greenville, SC 29607
Mrs. Charles H. Staat
1701 Kentucky St., N.E., Albuquerque, NM 87110
Mrs. Walter B. Stallings
3709 Glenmont, Fort Worth, TX 76133
Mrs. Garland Wilkins
5918 Eltrick Ave., Houston, TX 77002

NOMINATING COMMITTEE

Mrs. Wayne W. (Mildred) Schroeder, Chairman
1739 N. 74th Ct., Elmwood Park, IL 60635
To serve until the conclusion of annual meeting 1977
Mrs. W. F. Anderson, Vice Chairman
360 Tulip Dr., St. Louis, MO 63119
Past President
Mrs. Sidney Bogin
39 Boyd St., Long Beach, NY 11561
To serve until the conclusion of annual meeting 1978
Miss Edith V. Peterson
1545 Green St., San Francisco, CA 94123
To serve until the conclusion of annual meeting 1979
Mrs. Harold Rienhardt
4463 W. Seneca Tpk., Syracuse, NY 13215
Past President

PLANT REGISTRATION

Mrs. Fred (Adele) Tretter, Chairman
4988 Schollmeyer, St. Louis, MO 63109
Mr. Fred Tretter, Vice Chairman
4988 Schollmeyer, St. Louis, Mo 63109

PUBLICATIONS

Mrs. W. F. (Neva) Anderson, Chairman
360 Tulip Dr., St. Louis, MO 63119
Mrs. Wayne W. Schroeder, Vice Chairman
1739 N. 74th Ct., Elmwood Park, IL 60635
Mrs. C. W. Beattie
283 Churchill Dr., Winnipeg, Man., Canada R3L 1V7
Mr. Edward Bradford
87-05 - 89th Ave., Woodhaven, NY 11421
Mr. Frank A. Burton
P. O. Box 575, Old Saybrook, CT 06475
Mrs. Percy F. Crane
317 Massapoag Ave., Sharon, MA 02067
Mrs. Henry P. Foote
211 Allien Pl., Port Arthur, TX 77640
Mrs. H. N. Hansen
708 Wyndale Rd., Jenkintown, PA 19046
Mrs. Charles S. Hawley
45 Forest Dr., Painesville, OH 44077

RESEARCH

Mr. Frank Tinari, Chairman
2325 Valley Rd., Huntingdon Valley, PA 19006
Mr. Hugh Eyerdom
R. D. 2, Box 289, Medina, OH 44256
Mr. Lyndon Lyon
14 Mutchler St., Dolgeville, NY 13329
Mr. Henry Peterson
3132 McHenry Ave., Cincinnati, OH 45211
Mr. Jack Swift
P. O. Box 28012, Dallas TX 75228

SHOWS AND JUDGES

Mrs. James B. (Ruth) Carey, Chairman
3900 Garden Dr., Knoxville, TN 37918
Mrs. Henry Bircher
7666 Bentler Rd., N.E., Canton, OH 44721
Mrs. J. T. Cotton
228 Tall Oaks Dr., Knoxville, TN 37920
Mrs. Frank S. Huebscher
3920 W. 16th St., Panama City, FL 32401
Mrs. W. J. Krogman
1325 Parkway Dr., Brookfield, WI 53005
Mrs. Thomas McKneely
6135 Tompkins Dr., McLean, VA 22101
Mrs. Robert I. Slocomb
30 Inglewood Dr., Rochester, NY 14619

SPECIAL COMMITTEES

ADVERTISING MANAGER

Mrs. Terrance R. (Sandra) Leary
438 Brady Lane, Austin, TX 78746

BEST VARIETIES — HONOR ROLL

Mrs. M. G. (Madeline) Gonzales, Chairman
200 Doris Ave., San Jose, CA 95127
Mrs. Edward Black
1450 Oakland Rd., Sp. 5, San Jose, CA 95112
Mrs. P. D. Boothe
328 Lyndale Ave., San Jose, CA 95127
Mrs. J. K. Jantzen
2725 Katrina Way, Mountain View, CA 94040
Mrs. M. Kirschbaum
400 E. Remington Ave., No. D 3 16, Sunnyvale, CA 94087
Mr. Lloyd Lynn McArthur
1586 Ansley Lane, N.E. No. 10, Atlanta, GA 30324
Mrs. Dale Wilson
827 Remington Dr., Sunnyvale, CA 94087
Mrs. Ruth Wolffe
1062 S. Blaney, San Jose, CA 95129

SUB-COMMITTEE: TALLY TIME

Mrs. John (Mary) Chase Reed
17124 N.E. 29th Pl., Bellevue, WA 98008

BOOSTER FUND

Mrs. W. M. (Lucile) Plaster, Chairman
8304 Suffolk Dr., Shreveport, LA 71106
Mrs. T. K. Thomas, Vice Chairman
2902 Missouri, Shreveport, LA 71109

CLASSIFICATION OF MINIATURES AND SEMIMINIATURES

Mrs. Sidney (Ellie) Bogin, Chairman
39 Boyd St., Long Beach, NY 11561
Mrs. Richard Bell
1326 Pine Acres Blvd., Bay Shore, NY 11706
Mrs. Harold Frank
36 Russell Rd., Garden City, NY 11530
Mrs. Edward Hengeveld
5 Hewlett Point Ave., E. Rockaway, NY 11518
Mrs. John Tucker
2 Duke St., Bellmore, NY 11710

CUMULATIVE INDEX

Mrs. James (Irene) Morrell, Chairman
409 Hillendale Dr., Oconomowoc, WI 53006
Mrs. Ed Rice
1334 Lang Rd., Oconomowoc, WI 53006

INTERNATIONAL CODE OF NOMENCLATURE FOR CULTIVATED PLANTS

Mr. Frank A. Burton, Chairman
P. O. Box 575, Old Saybrook, CT 06475
Mrs. Fred Tretter
4988 Schollmeyer, St. Louis, MO 63109

MASTER VARIETY LIST

Mrs. Fred (Adele) Tretter, Chairman
4988 Schollmeyer, St. Louis, MO 63109
Mr. Fred Tretter, Vice Chairman
4988 Schollmeyer, St. Louis, MO 63109
Mrs. Albert J. Schueler
8978 Belmar Court, St. Louis, MO 63126

PARLIAMENTARIAN

Mrs. Thomas J. (Rene') Edmundson, Reg. Parl.
4605 N.W. 45th St., Fort Lauderdale, FL 33313

PUBLIC RELATIONS

Mrs. Helen Van Zele, Chairman
8302 Golden Ave., Lemon Grove, CA 92045

RESOLUTIONS

Mrs. Robert I. (Ann) Slocomb, Chairman
30 Inglewood Dr., Rochester, NY 14619

STANDING RULES

Mrs. Robert (Lizeta) Hamilton, Chairman
Meadow Lakes, Apt. 18-06, Hightstown, NJ 08520
Mrs. H. N. Hansen
708 Wyndale Rd., Jenkintown, PA 19046
Mr. Edward Bradford
87-05 89th Ave., Woodhaven, NY 11421

STAFF

EDITOR

Mrs. Henry P. (Grace) Foote
211 Allien Pl., Port Arthur, TX 77640

PUBLISHER

Mr. Gus Becker
1080 Forsythe St., Beaumont, TX 77701

OFFICE MANAGER

Mrs. Wade H. (Clarice) Bell
P. O. Box 1326, Knoxville, TN 37901

ST. LOUIS CONVENTION 1977

CONVENTION CHAIRMAN

Mrs. Daniel (Sue) Dohm, Jr.
7358 Milan Ave., St. Louis, MO 93130

VICE CHAIRMAN

Mrs. Dana R. (Shirley) Gipson
5522 Rosa Ave., St. Louis, MO 63109

SHOW CHAIRMAN

Mrs. Jane M. Francis
1512 Bedford Forge Dr., Chesterfield, MO 63017

Life Members

Mrs. Julia Adams
186 Waverly Road
Shelton, CT 06484

Mrs. Alexander Aiken
1028 Grant Ave.
Pelham Manor, NY 10800

Mrs. Marian E. Albright
221 W 48th, Apt. 607
Kansas City, MO 64112

Mrs. W. F. Anderson
360 Tulip Drive
St. Louis, MO 63119

Mrs. Edward Anschutz
3550 China Garden Rd. Space 27
Placerville, CA 95667

Mr. Charles V. Applegate
Rt. 1
Perrysville, OH 44864

Mrs. H. Harold Baker
2182 Stanford Ave.
St. Paul, MN 55105

Mrs. Sophia Baker
3060 S. E. Stark
Portland, OR 97214

Mrs. C. R. Ballard
630 Cloverdale Rd.
Montgomery, AL 36106

Audrey S. Bambauer
P. O. Box 2216
Los Banos, CA 93635

Mrs. Amelia P. Banos
400 Brookline Ave., Apt. 6-D
Boston, MA 02115

Mrs. S. H. Barclay
959 Fiske St.
Pacific Palisades, CA 90272

Lionel T. Barneson
Bank of Calif.
Box 45000
San Francisco, CA 94145

Aramintha Barnett
4720 Saviers Rd.
Oxnard, CA 93031

Mrs. Edward T. Bartholomew
172 W. Elfin Green
Port Hueneme, CA 93041

Mr. Gus Becker
1080 Forsythe
Beaumont, TX 77701

Mrs. Gus Becker
640 Kennedy Dr.
Beaumont, TX 77706

Mrs. Clarice Bell
1804 McAlice Dr.
Knoxville, TN 37918

Mardele Benton
P. O. Box 24771
Oakland, CA 94623

Kathy Bethke
807 Hutchins
Ann Arbor, MI 48103

Mrs. Millie Blair
213 Alhambra Ave.
Vallejo, CA 94590

Mrs. Anne Bobotis
21 - 12 49th St.
Astoria, L. I., NY 11105

Mrs. Sidney Bogin
39 Boyd St.
Long Beach, L. I., NY 11561

Mrs. Mary A. Boland
6415 Wilcox Ct.
Alexandria, VA 22310

Mr. Phillip C. Bond
Box 230
Dillon, MT 59725

Mrs. Dorothy L. Bruce
3245 Foothill Rd.
Ventura, CA 93003

Mrs. Hazel E. Bryan
3020 Mickle Ave.
Bronx, NY 10469

Mrs. A. W. Burg
2030 Overland Ave.
Los Angeles, CA 90025

Mrs. Robert J. Burns
135 E 71st St.
New York, NY 10021

Mr. Frank A. Burton
P. O. Box 575
Old Saybrook, CT 06475

Mrs. Frank Burton
P. O. Box 575
Old Saybrook, CT 06475

Mr. Felicio Camati
Rau Chile, 1145
Curitiba, Parana, Brazil, S.A.

Mrs. James B. Carey
3900 Garden Dr.
Knoxville, TN 37918

Mr. George Carpentier
2358 Montrose Ave.
Montrose, CA 91020

Mrs. Helen Carpentier
2358 Montrose Ave.
Montrose, CA 91020

Virginia M. Clements
146 South High St.
Larue, OH 43332

Mrs. Paul Clendenen
40545 Ambar Pl.
Fremont, CA 94538

Mrs. V. L. Conrad
1807 Corona Dr.
Austin, TX 78723

Mr. Percy F. Crane
317 Massapoag Ave.
Sharon, MA 02067

Mrs. Percy F. Crane
317 Massapoag Ave.
Sharon, MA 02067

Mrs. Patrick Crowe, Sr.
324 James Blvd.
Signal Mountain, TN 37377

Mrs. Atlee W. Davis
640 S. Jackson
Bartow, FL 33830

Mrs. Robert G. Davis
2806 S. E. 45th
Lawton, OK 73501

Mrs. Margorie Dill
Rt. 1A Old Brunswick Rd.
Gardiner, ME 04345

Mr. E. H. Dixon
1906 S. Blake, Rd 3
Stockton, MO 65785

Mrs. Raymond Dooley
33 Collfield Ave.
Staten Island, NY 10302

Mrs. Rene Edmundson
4605 N. W. 45th St.
Ft. Lauderdale, FL 33313

Mark S. Eggink
17847 Hoffman Avenue
Cerritos, CA 90701

Mrs. Ruby T. Eichelberger
1409 S. 10th St.
Birmingham, AL 35205

E. M. Evans
114-15 175th Pl.
St. Albans, NY 11434

Mrs. Julius Fargeot
235 Alps Rd.
Branford, CT 06405

Mrs. Sylvia Fellows
4718 Maychelle Dr.
Anaheim, CA 92807

Mrs. Leon Fiedler
Rt. 1
Prescott, WI 54021

Mrs. Lester S. Fladt
1173 Quail Ave.
Miami Springs, FL 33166

Mrs. Alberta Flora
P. O. Box 1835
Burlingame, CA 94010

Mrs. Grace Foote
211 Allien Place
Port Arthur, TX 77640

Mrs. A. C. Foster
4474 Gladwin Ave.
Detroit, MI 48214

Mrs. Morris D. Friedman
7553 Waterford Dr.
San Jose, CA 95129

Mr. A. R. Gain
4224 Leavenworth St.
Omaha, NE 68105

Mrs. Edith Garehime
230 N. 10th
Las Vegas, NV 89101

Mrs. Marvin E. Garner
1010 Edgewood SE
No. Canton, OH 44720

Miss Florence M. Garrity
36 Cerdan Ave.
Roslindale, MA 02131

Mrs. Lois W. Giles
Rt. 2, Box 663
Sheppenville, PA 16254

Mrs. Paul O. Gillespie, Sr.
5201 St. Elmo Ave.
Chattanooga, TN 37409

Gloria Goetzke
5740 Sander Dr.
Minneapolis, MN 55417

Mrs. Madeline Gonzales
200 Doris Ave.
San Jose, CA 96127

Mrs. E. F. Gordon
1199 Hiawatha Dr.
Elgin, IL 60100

Ms. Winifred Graham
500 Boylston, Ave. E No. 305
Seattle, WA 78102

Mrs. Dorothy Gray
180 Serendipity Mobil Home Village
3134 U. S. 19 North
Clearwater, FL 33515

Mrs. Grace Grissom
2112 W. Main
Houston, TX 77006

Mr. John M. Gutridge
25890 Whitman Rd.
Sun City, CA 92381

Mrs. John M. Gutridge
25890 Whitman Rd.
Sun City, CA 92381

Mrs. Robert Hamilton
Meadow Lakes, Apt. 18-06
Highstown, NJ 08520

Mrs. Constance Hansen
1931 N 33rd St.
Lincoln City, OR 97367

Mrs. H. N. Hansen
708 Wyndale Rd.
Jenkintown, PA 19046

Mrs. C. Holmes Harris
1222 Second Place
Calimesa, CA 92320

Mrs. John H. Harris
4 Milton Lane
Neptune, NJ 07753

Mrs. Catherine Hawley
45 Forest Drive
Painesville, OH 44077

Mrs. Fred J. Hay
Prebysterian Home
Summerville, SC 29483

Mrs. R. E. Hertel
9495 South Wales Way
Elk Grove, CA 95624

Mrs. J. W. Hofman
1210 12th St., S.
Wisconsin Rapids, WI 54494

Margo A. Hornung
3215-9 Bermuda Ave.
Davis, CA 95616

Mrs. Irene K. Hoyt
340 N. 9th St.
Indiana, PA 15701

Mrs. Leon Hoyt
Box 211
Lily Dale, NY 14752

Mr. Glenn B. Hudson
761 Belvidere Ave.
Westfield, NJ 07090

Mrs. Glenn B. Hudson
761 Belvidere Ave.
Westfield, NJ 07090

Mrs. Frank Huebscher
3920 W. 16th St.
Panama City, FL 32401

Helen Belle Hughes
Star Rt. Box 47
Lonsdale, AR 72087

Herbert Warner Hughes
Star Rt. Box 47
Lonsdale, AR 72087

Mrs. Mildred Hughes
Star Rt. Box 47
Lonsdale, AR 72087

Mrs. Leroy E. Hultin
1027 28th Ave., N.E.
Minneapolis, MN 55418

Mrs. Walter Hunt
5-A Ohio Dr.
Whiting, NJ 08759

Mr. John R. Janes
P. O. Box 1
Jericho, NY 11753

Floyd L. Johnson
183 W. Gibson St.
Canandaigua, NY 14424

Mrs. Estelle Kienzle
68 Bayview Ave.
Staten Island, NY 10309

Mrs. Brian M. Kincaid
Van Buren Rd.
New Vernon, NJ 07976

Mrs. Frances C. King
3327 28th St.
San Diego, CA 92104

Mrs. Willa Kulka
8707 Wiley Post Ave.
Los Angeles, CA 90045

Mrs. John Lackner
580 E. County Rd. B.2
Little Canada, MN 55117

Mrs. Ross V. Lahr
3559 E. Easter Ave.
Littleton, CO 80120

Mrs. John A. Landaker
405 Palm Lake Village
Dunedin, FL 33528

Paul Landzaat
319 N. Division
Charleston, IL 61920

Mrs. Z. C. Layson
Wellington Arms
Lexington, KY 40503

Mrs. Ella M. Ledsinger
901 Ogden St.
Baltimore, MD 21224

Ronald Leger
Rt. 1, Chemin Richelieu
St. Jean, Quebec, Canada

Mrs. Charles J. Leland
830 Lachman Lane
Pacific Palisades, CA 90272

Mrs. Christine D. Leppard
413 Washington St.
Westfield, NJ 07090

Mrs. Lucille Loughlin
105 Pompton Road
Haledon, NJ 07508

Mrs. J. E. Mackey
2164 Ashbourne
San Marino, CA 91108

Mrs. Mary Lou Markley
10610 Meadow Glen E
Escondido, CA 92026

Mrs. Ross McLaren
650 Coral Way
Coral Gables, FL 33134

Mrs. L. B. Mengsol
5616 W. Cairdel Lane
Mequon, WI 53092

Mrs. Irene P. Merrell
409 Hillendale Dr.
Oconomowoc, WI 53066

Mrs. Donald L. Miller
811 Newell Rt. 2
Watseka, IL 60970

Mrs. Jessica Miller
794 Sumneytown Pk., M R No. 2
Lansdale, PA 19446

Mrs. J. R. Millikan
640 N. Manus Dr.
Dallas, TX 75224

Gillian L. Molson
440 N. Civic Dr.
Walnut Creek, CA 94596

Sandra Cavender Moore
1930 Neimans Avenue S E
Canton, OH 44736

Mrs. E. A. Nelson
603 E. Essex Ave.
St. Louis, MO 63122

Miss Florence M. Nelson
120 Van Buren Ave.
Ridgeway, PA 15853

Linda A. Neumann
11620 Mapleridge Dr.
North Royalton, OH 44133

Mrs. Elmeda Alice Nielsen
373 Richard Ave.
Staten Island, NY 10309

Mr. Hans C. Nielsen
373 Richard Ave.
Staten Island, NY 10309

Mrs. Hans C. Nielsen
373 Richard Ave.
Staten Island, NY 10309

Mrs. David Nurenberg
9 Lowndes Ct.
London, SW1, England

Mrs. Forda F. Pappas
51 Strathmore Rd.
Brighton, MA 02146

Mrs. Pauline C. Partain
58 Ward Circle
Aiken, SC 29801

Miss Elsie H. Pearson
33 - 32 155th St.
Flushing, NY 11354

Miss Edith V. Peterson
1545 Green St.
San Francisco, CA 94123

Mrs. Marion B. Pinkston
5216 Marburn Ave.
Los Angeles, CA 90043

Mrs. W. M. Plaster
8304 Suffolk Drive
Shreveport, LA 71106

Cecil Porter
RR 2
Danville, IL 61832

Mrs. Mary Pospisil
Bucks County
Upper Black Eddy, PA 18972

Mrs. Dorothy Powell
1219 S. Fir Ave.
Inglewood, CA 90301

Mrs. Henry H. Rachford
2919 Amherst
Houston, TX 77005

Mrs. Arthur Radtke
8477 Owlwood Lane
Cincinnati, OH 45243

Everett T. Reed
P. O. Box 825
Enid, OK 73701

Mrs. M. Renner
7931 S. Kenneth St.
Chicago, IL 60652

Mrs. J. A. W. Richardson
RR1, Box 70
Tavares, FL 32778

Mrs. Victor Glenn Richter
Rt. 2, Box 232A
Kiel, WI 53042

Mrs. Donald N. Riemer
14 Pelham Rd.
Kendall Park, NJ 08824

Mr. Harold Rienhardt
4463 W. Seneca Tpk., Rt. 2
Syracuse, NY 13215

Mr. Harold Rienhardt
4463 W. Seneca Tpk., Rt. 2
Syracuse, NY 13215

Dr. Evan Paul Roberts
1906 Jackson St.
Commerce, TX 75428

Mrs. Ruth Roberts
918 Normandy Dr.
Bakersfield, CA 93306

Mrs. Theodore Rosenak
505 N. Lake Shore Dr., No. 5806
Chicago, IL 60611

Miss Sylvia Roszkowski
3503 E. 73rd Ave.
Merrillville, IN 46410

Mrs. Flex Rothschild
1267 Lago Vista Dr.
Beverly Hills, CA 90210

Mrs. Stanley C. Russell
238 S. Amalfi Dr.
Santa Monica, CA 90402

Miss Anne C. Sangree
3210 Wisconsin Ave., N.W. No. 805
Washington, D.C. 20016

Mrs. Clifford Schnurstein
3628 Centinela Ave.
Los Angeles, CA 90066

Mrs. Wayne W. Schroeder
1739 North 74th Ct.
Elmwood Park, IL 60635

Mr. Clarence F. Sercu
1130 Clinton Ave. S.
Rochester, NY 14620

Mrs. G. E. Shelton
6508 Hillside Lane
Alexandria, VA 22306

Mrs. Edmond Sherer
11983 Darlington Ave.
Los Angeles, CA 90064

Mrs. Robert L. Slocomb
30 Inglewood Dr.
Rochester, NY 14619

Mr. Edd Stretch Smith
4136 Flora Pl.
St. Louis, MO 63110

Mrs. Fred K. Smith
144 S. 39th St.
Omaha, NE 68131

Helen Ray Smith
1968 Plymouth St.
Bridgewater, MA 02324

Mrs. George Spencer
28291 Portsmouth Dr.
Sun City, CA 92381

Mrs. Walter Spencer
18 S. Arlington Ave.
Indianapolis, IN 46219

Mrs. Thomas Springer
2601 Elton Ave.
Bakersfield, CA 93306

Judy Stroske
7314 Gervis St.
Springfield, VA 22151

Mrs. H. W. Sullivan
Rt. 1, Box 61
Dover Plains, NY 12522

Delia Symonds
2506 Sacramento St.
San Francisco, CA 94115

Mrs. Joseph Szabo
78 Gloucester Rd.
Parsippany, NJ 07054

G. H. Tedrow
209 No. 6
Hannibal, MO 63401

Mrs. Anne Tinari
2325 Valley Rd.
Huntingdon Valley, PA 19006

Mr. Frank Tinari
2325 Valley Rd.
Huntingdon Valley, PA 19006

Frank A. Tinari, Jr.
2320 Terwood Drive
Huntingdon Valley, PA 19006

Miss Jennifer Ann Tinari
2320 Terwood Drive
Huntingdon Valley, PA 19006

Mrs. M. S. Toft
9 Church Rd.
Mangere, Auckland 6, New Zealand

Mrs. Mary Tompkins
892 Gallatin Dr. Apt. 3
Santa Clara, CA 95051

Mrs. Fred Tretter
4988 Schollmeyer
St. Louis, MO 63109

Mrs. Stanley Trettin
28 Hall Ave.
Jamestown, NY 14701

Mrs. Hendrik Van Laer
39 Fleetwood Ave.
Albany, NY 12208

Mrs. Helen Van Zele
8302 Golden Ave.
Lemon Grove, CA 92045

Mrs. Joan Van Zele
8306 Golden Ave.
Lemon Grove, CA 92045

Mrs. Martin Wangberg
Rt. 3 Loch Knolls
Spirit Lake, IA 51360

Mrs. Muriel A. Warwick
645 Pegasus Ln.
Foster City, CA 94404

Mrs. Roy Weekes
1356 E. Cypress
Glendora, CA 91740

Mrs. G. H. Wilkins
5918 Ettrick St.
Houston, TX 77035

Mrs. Joy B. Williams
10 Evans St.
West Pymble 2073
N.S.W. Australia

Mrs. Helen Van Pelt Wilson
36 Heritage Hill Road
New Canaan, CN 06840

Mrs. Robert Wright
4752 Calumet Dr. S.E.
Knoxville, TN 37919

Mrs. Jack H. Yakie
P. O. Box 674
Port Arthur, TX 77640

Mr. Paul R. Younger
115 E. 9th St., Apt. 14-J
New York, NY 10003

Honorary Life Members

*Boyce M. Edens — 1949
Alma Wright — 1950
Myrtle Radtke — 1951
Floyd L. Johnson — 1953
*Ferne V. Kellar — 1954
Anna M. Layson — 1954
Ruth G. Carey — 1955
Dr. Evan Paul Roberts — 1956
Priscilla Landaker — 1957
Maxine Wangberg — 1958
*Dalene Rhodes — 1959
*Miriam Lightbourn — 1960
Helen Van Pelt Wilson — 1961
Constance Hansen — 1962

*Bess Greeley — 1963
Maisie Yakie — 1964
Dora Baker — 1965
Frank Burton — 1966
Dorothy Gray — 1967
*Winfred E. Albright — 1968
Mrs. W. F. Anderson — 1969
Frank Tinari — 1970
Anne Tinari — 1971
Helen Van Zele — 1972
Mrs. Percy Crane — 1973
Mrs. Harold Rienhardt — 1974
Mrs. Fred Tretter — 1975
Edith Peterson — 1976

*deceased

Past Presidents

*Mrs. Ferne V. Kellar 1947 — 1949
Mrs. Robert Wright 1949 — 1950
Mrs. Arthur Radtke 1950 — 1952
Floyd L. Johnson 1952 — 1953 — 1955
Mrs. E. G. Magill 1954 — 1955
*William B. Carter 1956 — 1958
*H. G. Harvey 1958 — 1960
Mrs. James B. Carey 1960 — 1962

Mrs. Jack Yakie 1962 — 1964
Frank A. Burton 1964 — 1966
Mrs. Dorothy Gray 1966 — 1967
Mrs. W. F. Anderson 1967 — 1969
Frank Tinari 1969 — 1970
Mrs. Helen Van Zele 1970 — 1972
Mrs. Harold Rienhardt 1972 — 1974
Miss Edith Peterson 1974 — 1976

*deceased

AVSA LIBRARY

REGULATIONS FOR USE OF AVSA LIBRARY MATERIAL

REQUEST FOR RESERVATION

Send to AVSA Library, P. O. Box 1326, Knoxville, TN 37901. Reservations will be scheduled and confirmed by this office.

Slide programs and packets are available for use by AVSA members in good standing subject to Library regulations.

SLIDE PROGRAMS

1. Make checks payable to AVSA. A \$1.50 fee is payable with request for slide programs for individual members and AVSA Affiliate Organizations. Fee to non-members is \$5.00.

2. Make request for reservation three (3) months in advance of date desired for use with the following information:

Name and address of person to whom slides will be mailed.

State exact date when material will be used.

Substitutions for requested program may be necessary. Give second and third choice of date for specific program request.

Only one (1) slide program may be reserved for a meeting. Special requests will be filled when possible. When two or more programs are requested, such requests will be filled ONLY if there are no other requests for the program on the same date. Affiliate Organizations requests will receive priority over individual members requests in case of a duplication because more people will benefit from the use of the program.

3. Slide programs must be returned immediately after specified meeting date in order to meet schedules for others. Please carefully repack the box for mailing.

4. Library material must be returned postpaid to the Knoxville office by first class mail. (Return postage will be the same as when posted by Knoxville.)

PACKETS

1. Program packets (written material helpful in preparing programs) are available to individual AVSA members.

2. Yearbook Collection Packets are available only to AVSA Affiliate Organizations in good standing. Yearbook Packets A, B, C, each contain approximately fourteen books representing all sections of the country.

3. Requests for two or more packets will be filled unless there is a duplicate request for the same packet.

4. Packets are loaned for a period of one month.

5. Enclose the \$1.00 fee with request to AVSA Library, P. O. Box 1326, Knoxville, TN 37901.

6. Library material must be returned postpaid to the Knoxville Office by first class mail (Return postage will be the same as when posted by Knoxville.)

SLIDE PROGRAMS AVAILABLE

"A PORTRAIT OF VARIEGATED FOLIAGE" (75 slides) A look at one of the newer facets of violet growing-variegated foliage plants. Instructions on growing and a detailed description of plants in this category.

"AFRICAN VIOLETS IN ARTISTIC DESIGNS" (60 slides) A collection of arrangements and artistic plantings using a Madonna or other accessory to enhance the design or help express the mood or theme of a class. Most slides are blue ribbon winners from shows.

"ARRANGE YOUR AFRICAN VIOLETS" (59 slides) A workshop program with slides illustrating the Elements and Principles of Design and Scale of Points for judging arrangements.

"BEAUTY IS . . . THE AFRICAN VIOLET" (75 slides) Know the violet from its historical background, family, cousins, leaf patterns, blossom color, and uses in arrangements. An educational approach to the hobby.

"DESIGN FOR DOING" (62 slides) The most elementary fundamentals of arranging are featured in this program. It is especially designed for the beginner who wishes to learn to do arrangements for her own pleasure.

"FACETS OF VIOLET GROWING" (64 slides) A program presenting cultural information, pointers in potting, methods of detecting insects, including specimen African violet show plants.

"FROM THE LAND OF SKY BLUE WATERS"

(70 slides) Those new varieties presented by hybridizers at Minneapolis.

"FROM SEED TO SHOW PLANT" (49 slides) A pictorial history of one plant from seed to show.

"GESNERIADS ON REVIEW" (72 slides) A collection of gesneriad slides from commercial displays and prize winning plants at shows. Many of the slides were taken at the American Gloxinia and Gesneriad Convention shows.

"GROWING AND GROOMING A SHOW PLANT" (82 slides) A how-to-do-it program starting with the selection of the best leaf for propagation, showing the development and culture of a plant all of the way to packing and OFF TO THE SHOW.

"KNOW YOUR FLOWER POWER" (36 slides) Testing your knowledge of African violets can be fun with this program. Everyone will enjoy these brain teasers with their multiple choice answers.

"LIFE, LIBERTY AND THE PURSUIT OF VIOLETS" From the cradle of liberty come the new patriots of the violet world. The new commercial introductions at the Boston convention.

"MULTIPLYING SAINTPAULIAS" (65 slides) This program covers propagation by leaf cutting, division, seeds, and grafting. Slides show how to produce and plant seeds to the development of a small potted plant.

"OUR AMERICAN HERITAGE" Our 1976 Bicentennial Show and Southern Hospitality at its best, are recorded in this slide program.

"POINTERS ON JUDGING" (60 slides) A workshop program for exhibitors and judges on judging specimen plants.

"SHOW OFF YOUR VIOLETS" (70 slides) A program showing many ways of using violets for home decoration, party favors, and table arrangements.

"STAR SPANGLED VIOLETS" From STAR Blossoms and all other shapes and shades, come our new commercial introductions, bursting with vigor and appeal this bicentennial year.

"TENDER LOVING CARE FOR MINIATURES" (70 slides) It is fun to work with plants that thrive on TLC. These slides will show you how to groom, grow, and show miniatures.

"THE AFRICAN VIOLET PLANT" (77 slides) Learn to identify the variety of leaf types of the

violet, the diseases that affect the leaf, and the blossom colors and types with this program.

"THE GENUS SAINTPAULIA" (62 slides) A program of Saintpaulia species from Mrs. Glen Hudson's collection and species exhibited at shows. The program includes African violets from the first registrations to the newer varieties showing the advancements in hybridization.

"THE GREAT WHITE WAY" (80 slides) The highlights of the AVSA Convention in New York City were recorded in this slide program.

"THE MOD MINIATURES" (76 slides) The second program in a series on miniature African violets. You will enjoy seeing some "oldies" and some "mods" and this should help you bridge the generation gap in miniatures.

"THE PRIDE OF PENNSYLVANIA - TINARI'S GREENHOUSES" (69 slides) Presents an outstanding view of African violets grown commercially. Featured are Tinari's introductions old and new.

"THE TREND IS MINIATURE" (80 slides) A wealth of information on growing, hybridizing and identifying the miniature and semiminature.

"THEATRE OF SEASONS PRESENTS VIOLETS" (80 slides) From the northlands AVSA Convention Show in Minneapolis we present a review of the highlights of that event.

"VIOLET HITS ON BROADWAY" (70 slides) The glamor girls of the new varieties introduced at the New York City Convention.

"VIOLETS AND MORE VIOLETS" (79 slides) A basic lesson for beginners showing how to set leaves, separate baby leaves from the mother leaf and divide a multiple crown plant. Also includes suggestions on potting, repotting a large plant and ways to treat a necky plant.

"VIOLETS AND SPICE AND EVERYTHING NICE" (70 slides) Connecticut known for its nutmeg spice was the state in which these new varieties were introduced. From many hybridizers - their newest.

"VIOLETS BY LAND AND BY SEA" Our beacons of beauty from the AVSA Convention show at Boston 1975. A review of the highlights of that convention.

"VIOLETS IN THE NUTMEG STATE" (75 slides) Violets galore marked this show in Connecticut, 1974. You will enjoy seeing this program.

“VIOLET TROUBLES” (63 slides) Pests, diseases and results of poor culture are discussed here. A good basic program.

“WICK WATERING” Pointers on growing wick watered African violets demonstrating wicks and reservoirs which are commercially available and adaptations of common household materials or ‘throw aways’.

OTHER MATERIAL AVAILABLE

BY LAWS PACKET: Rene Edmundson, the Parliamentarian for the AVSA, has presented a simple set of bylaws to be used as a guide in writing bylaws for new clubs or updating outmoded constitutions.

INSTALLATION PACKETS: There are two packets with Installation ceremonies. Each packet contains different suggested installation ceremonies which can be adapted for a Violet Club. Two new ones are made just for Violet Clubs.

PROGRAM PLANNING PACKET: Suggestions to help a Program Committee plan the programs for a year of club activity.

SHOW SCHEDULES PACKET: Show schedules from 1975 African violet shows from different sections of the country. Updated each year. Excellent for new ideas.

SOIL RECIPES AND HINTS ON GROWING PACKET: This packet contains a selection of soil recipes from AVSA members in different parts of the country. Also included are helpful hints in growing the violet.

YEARBOOK COLLECTION PACKETS: These packets contain approximately 14 yearbooks each. Each packet contains one of the top prize winners at the last AVSA Convention competition. New each year.

RAINWATER TIP

Here's a tip about rainwater from Inez Heinrich, 6801 Bannister Road, Kansas City, MO 64134, who said:

“I had saved rainwater in two containers. One was black, the other green. We were gone two months. When I returned I found the green container thick with algae. I dumped it. The black container was clear as a fresh spring, crisp and clean.

“I got busy and painted all my clear reservoirs black. I know they look nice clear but since I've painted them black, I do not have a fast algae buildup any more.”

Moon Planting - 1976

By Em Hunt

4648 Fourth Ave., Niagara Falls, Ont.

June Fruitful: 8-9-10-17-18-27-28
Semi-fruitful: 6-7-13-14-21-22-23

1st quarter - May 28th
4th quarter - June 19

July Fruitful: 6-7-14-15-16-24-25-26
Semi-fruitful: 3-4-5-10-11-19-20-21-31

1st quarter - June 28
4th quarter - July 19

August Fruitful: 2-3-11-12-20-21-22-30
Semi-fruitful: 6-7-16-17-28-29

1st quarter - July 27th
4th quarter - Aug. 17th

September Fruitful: 7-8-9-17-18-26-27
Semi-fruitful: 2-3-4-12-13-14-24-25-30

1st quarter - Aug. 26th
4th quarter - Sept. 16

October Fruitful: 4-5-6-14-15-16-23-24
Semi-fruitful: 1-9-10-11-21-22-27-28-29

1st quarter - Sept. 24th
4th quarter - Oct. 16th

November Fruitful: 1-2-11-12-19-20-28-29
Semi-fruitful: 5-6-7-17-18-23-24-25

1st quarter - Oct. 23rd
4th quarter - Nov. 14th

December Fruitful: 8-9-17-18-25-26-27
Semi-fruitful: 3-4-15-16-21-22-31

1st quarter - Nov. 22nd
4th quarter - Dec. 14th

MRS. BEATTIE GETS HONOR IN CANADA

Mrs. C. W. Beattie of Winnipeg, Canada, an AVSA director and a member of the Awards Committee, was presented with an Honorary Life Membership in the form of an engraved plaque by the Winnipeg AVS in recognition of her continued and faithful services over the years. The presentation was made by R. Serbin, president.

A former president and secretary of the Winnipeg AVS, Mrs. Beattie is now judges' chairman and representative to the Winnipeg Horticultural Society. She is an AVSA judge and teacher and one of 10 AVSA judges in Winnipeg and 21 in Canada. Just recently Mrs. Beattie became a Life AVSA Judge. She devotes much time to her African violets.



A Foote on the Violet Path

By Grace Foote

Mary McGrath says she's joined the growing number of amateur plant freaks who carry on conversations with their vegetation but after daily contacts with her indoor garden, issuing orders and making suggestions, she's come to the conclusion that all her plants hate her and that they're members of some militant green underground that mocks her. "Just the other day I was having a heart-to-heart talk with a plant on its way out. Preparing the plant for death seemed the only decent thing to do. After all, we've got to go sometime. And what did that infernal thing do but revive! Obviously, all the other greenery decided to defy my subtly stated wishes, and ganged up on me by blowing all their extra oxygen, carbon and chlorophyll its way. So, now, I'm not talking to them anymore. Not that I minded talking to them, you understand. It's all this back-talk that finally got to me!" . . . Cathy Cross, 1238 E. Workman Ave., West Covina, CA 91790, has been looking in vain for leaves or plants of 'Nettie Berrin' and 'Zula Dancer'. Can you help her? . . . Mrs. John Chase (Mary) Reed, our "Tally Time" columnist, now located in her new home, 17124 N.E. 29th Place, Bellevue, WA 98008, has joined the Seattle AV Club and has become acquainted with Emery Leland, who, she says, "knows just about everything there is to know about violets and has been a big help to me." Mary brought about 200 leaves from her former home in Merritt Island, FL, and hardly lost any. Downstairs in her new home she says "there is plenty of room for my violets. I have four FloraCarts plus a table setting." Incidentally, Mary is an AVSA Life Member, too . . . As I've said many times before violet people are the greatest. Margaret Schaezel of Denver, CO, read about my wanting soil recipes, so what does she do? Sends me a little booklet, "Vittles for Violets", put out by the Capital City AVC of Denver, who teamed up with some of our renowned growers to give AV growers over the nation a national look at soil recipes. They're available at 50 cents each. Thanks, Margaret . . . Mrs. B. J. Stipedcovich of Chalmette, LA, stumped me recently with her query about the 'Miriam Steel' violet. Here's what she wrote: "I have a 'Miriam Steel' violet that measures 15 inches across. I don't think this is unusually large but its blossoms measure 2½ inches across. Please let me know if this is larger than most." Y'know what I did? I sent her query on to Granger Gardens and let the Eyerdoms answer it . . . Gene Garner, AVSA first vice president, ex-

periencing some real Southern hospitality when she visited the Knoxville office and was entertained by Clarice Bell and Ruth Carey. "It was quite an education to see what goes on and how much work is done at the Knoxville office," she said. "It is one busy place." . . . The AV Club of British Columbia, Canada, participating in the P.N.E. Horticulture Show with the following winners: Beth Unruh's 'Burma Ruby', 1st; Gwen Jackson's 'R. Gisela', 2nd; Doreen Beitard's 'R. Ophelia', 3rd; and Chris Shwaikeski's 'Arbutus Pink', 4th . . . After making a talk at my garden club on violets and showing off 'Grace Foote', 'Princess Grace', 'Highland Fling' and 'Yankee Cheer', I was presented with a poor bedraggled violet in a huge pot by the hostess. The plant had a long neck and about three leaves at the top. "Can you do anything with it?" my hostess asked. I took it home, scraped the neck and repotted it. That was three months ago. Now you should see the lovely plant. It's as symmetrical as can be and covers the pot in which it was re-potted. It hasn't bloomed yet—but I'm patiently waiting. And when it does bloom, I plan to take it back to my friend and tell her what to do the next time she lets a poor little violet start looking like a miniature palm tree! . . .

Grace Foote — Superwoman!

(EDITOR'S NOTE: This is being published under protest, but Neva Anderson, AVSA Publications Chairman, in sending in the copy wrote: "I haven't issued many orders to the Editor — but this is one: PRINT the article 'Grace Foote — Superwoman!' that Helen Van Zele compiled for the March issue.")

Helen Van Zele
8302 Golden Avenue
Lemon Grove, CA 92045

Grace's picture is on the cover of "Woman's World" and three long columns in the Port Arthur News are devoted to her activities. As you well know, our Grace is nothing if not A C T I V E!

After a stint at college she was asked to take, in her own words, "a real job for pay" for the summer at the Port Arthur News. That summer job lasted for over forty years. To acquaint you with

some of her activities and honors received we quote from "The News":

"Club affiliations and honors given to Grace are indicative of the kind of woman she is and always has been. She is a former trustee and deaconess of the First Christian Church and has taught a Sunday school class there for more than 30 years. She holds a life membership in the Texas Congress of Parents and Teachers Association and was honored on three different occasions as Port Arthur's outstanding woman by the Quota Club, The Board of Realtors and The Camp Fire Girls for her civic endeavors and leadership.

"Grace holds honorary memberships in the Port Arthur Department Club, Pilot Club, Quota Club, Writers Club, Del Mar Garden Club, Lioness Club, American Legion Auxiliary and the Evening Business and Professional Women's Club. She was awarded these memberships for her efforts to raise the status of women in this area. She is editor of The African Violet Magazine and a Life Member of the Society. Named in her honor are two violets, Lyndon Lyon's 'Grace Foote' and Irene Fredette's 'Princess Grace.'

"In 1974, Grace was paid high tribute when she was listed in the 1974 edition of the 'World's Who's Who of Women.' In addition she was listed in the 'Who's Who of American Women,' 'Personalities of the South,' '2000 Women of Achievement' and 'Dictionary of International Biography.'

"It was Grace Foote who initiated the idea of the "Woman's World" publication. It was her feeling that women had come to an age of their own and deserved to receive recognition for it. Most of her research endeavors in the fields of women's activities revolved around careers for women and how many jobs discriminated against women. At every opportunity in her newspaper work she attempted to bring such matters before the public eye and emphasize the need for correcting this discrimination.

"Her ability to make people see her way of thinking makes Grace Foote an invaluable asset to her community, her work and to women in general.

"'Everyone is crazy about Grace . . . and wonders why. It's her warmth, her laugh and her genuineness.' Regardless of what it is, everyone that knows her can truly say that they have felt that certain 'touch of Grace.'"

FERTILIZER TIP

Never fertilize a plant that is too dry. If a plant is dry and showing signs of wilting — give it just a little water — check it after a couple hours and give it more water. It should be normal after the second watering.

Designs African Violet Planter

Mrs. V. M. Ellis
3421 Golf Drive
Houston, TX 77018

Love affairs are not always a boy-girl affair. In my case it was different.

My son had married a very charming girl in 1973. I went to visit them. Imagine my surprise to walk into their apartment and see her beautiful African violets. I couldn't believe my eyes! She said, "Wait and see mother's."

Well, that was the beginning of that love affair that was different. When I left, she gave me some plants.

During the 1940's and 1950's I had been very active in garden clubs. I am really a "dirt gardener." For many of those years I was a flower show judge and spoke and demonstrated flower arrangements at clubs and many large gatherings.

I had designed and made ceramic flower containers and was able to get lovely shades of glazes. Then I saw an African violet being wicked on plastic refrigerator dishes and other plastic containers.

So I decided to design an African violet planter. The name came easy — Stand Bye. You can say "bye" to your plant and know it will be "standing" there and taking care of your lovelies.

I was urged to put them on the market. Then I started advertising in the African Violet Magazine. Today I have orders coming from the four corners of the United States and all the states in between. We have even had an order from Alaska and have sent some 150 planters to Mexico. I have orders from people who won planters at the convention in Boston. More satisfying are the orders after people have started growing in them.

I have some 300 plants growing in my 12'x20' patio, which has a colored plastic roof. And they are all very beautiful—so you can see how this love affair has grown.

TRIGGER BOTTLE IS IDEAL SPRAY

Have you tried a trigger bottle with an adjustable spray nozzle to mist your African violets? Mary LaClair of Vernon, NY, says she's tried several gadgets but finds the trigger bottle, such as those from Amway Products, to be the longest lasting and most satisfactory.

Celebrating our Nation's
200th Birthday

Fischer PREVIEW

AMERICA'S FINEST AFRICAN VIOLETS

Fischer celebrates the nation's 200th birthday . . . and their own 100th . . . by offering a dazzling array of African Violets. We have them in red, white and blue. All will make fine additions to your collection.

From \$1.79 to \$2.39

- CORAL CASCADE**—Lively intense coral colored single flowers above vigorous dark foliage. **No. 265 \$1.98**
- PIXIE TRAIL**—Little violet shaped, pink flowers, with deeper centers. Semi-miniature leaved, trailing plant. **No. 283 \$1.79**
- VERN'S DELIGHT**—Truly a delight! Huge, deep blue semi-double star with white edge. Rapid grower, with long-lasting blooms. Strawberry type foliage. **No. 297 \$1.98**
- PIXIE PINK**—Violet shaped pink flowers in profusion on tiny leaved, semi-trailing plant. Miniature. **No. 301 \$1.79**
- SWEET MARY**—As delightful as its name! Fuchsia star, with large blossoms, with a background of large, light green foliage. **No. 296 \$1.98**
- BUBBLIN' OVER SPORT**—(New from Fischer) Huge blue and white blossoms and all of the other good qualities of Bubblin' Over. **No. 335 \$2.39**
- LYNN**—Clear pink, like a double Daphne. **No. 162 \$1.79**
- LOVE IS**—A big, deep pink strong stemmed compact. Foliage is dark, glossy red backed. **No. 305 \$1.98**
- BIG CHANCE**—(New from Lyon) Bright purplish blue double flowers, dark green quilted foliage. **No. 333 \$2.39**
- WHITE ELF**—(New from Fischer) Lots of highly frilled pure white blooms against wavy foliage. **No. 349 \$2.39**
- MINGO**—Big flowered double red, strong growing and blooming, glossy forest green foliage. Miniature. **No. 258 \$1.79**
- PINKS-A-POPPIN**—Rosy pink double, with girl type foliage. **No. 307 \$1.98**
- SHADY LADY**—Surprising light lavender, double flowers, splashed and spotted with a deeper color. Excellent foliage. **No. 324 \$1.98**
- TARGETEER**—(New from Lyon) Huge dark blue full double flowers with prominent yellow stamens, fine dark foliage. **No. 348 \$2.39**
- GARNET ELF**—Interesting firebird type plant, far superior in growth habit. **No. 261 \$1.98**
- MARY D**—Most vibrant red yet. Double flowers, neat grower. **No. 253 \$1.98**
- MARY C**—A pink single of very generous proportions. Excellent, dark green foliage to set off the blossoms. **No. 317 \$1.98**
- EVERYTHING**—A unique "twilight" blue . . . not quite dark blue, with light green foliage. **No. 299 \$1.98**
- REGINA**—(New from Granger) Huge pure white double flowers on light green round tailored foliage. **No. 345 \$2.39**
- THE KING**—Compact double blue, fine upright flower stems. Tremendous bloomer. **No. 264 \$1.98**
- MARGARET ROSE**—Sparkling double pink flowers complemented with rich deep green foliage. **No. 235 \$1.98**
- CLASSY**—Color is between rose and fuchsia, with many double flowers. **No. 311 \$1.98**
- FETCHING**—Eye-catching, bi-color, blue and white, semi-double non-dropping flowers. **No. 284 \$1.98**
- TASSY**—Frilly, double red, dark green, ruffled foliage. **No. 282 \$1.98**
- TUCSON TRAIL**—Fine, semi-miniature, glossy leaved trailer, with full double pink flowers. **No. 318 \$1.98**

MINIMUM ORDER—\$4.95

Add 15% on all orders for Postage and packing
N.J. Residents add 5% Sales Tax



NEW 1976 CATALOGS


African Violet Catalog—101 exciting plants illustrated in full color with handy growing tips. Send 15¢ in coin to cover handling. Free with every order.

Growing Aids Catalog—Handy 24 page catalog filled with interesting and hard-to-find growing aids. Send 25¢ in coin to cover handling.



SPECIAL OFFERS

- Any \$10 purchase—select one free plant
- Any \$20 purchase—select three free plants
- Any \$30 purchase—select five free plants
- Any \$40 purchase—select seven free plants
- Any \$50 purchase—select ten free plants



From \$1.79 to \$2.39

- TOP DOLLAR**—Big royal purple double flowers with Tommy Lou variegation that brings back elegance to violet foliage. **No. 199 \$1.79**
- PINK VELVET**—(New from Granger) Vivid large deep pink counterpart of favorite variety, Miriam Steel. **No. 344 \$2.39**
- CHIPPER**—Double blue Geneva variety with best keeping quality we have ever seen. Flowers lasted over two months in greenhouses during summer heat. **No. 234 \$1.98**
- SNOW SPARKLER**—A brilliant white, semi-double against a setting of dark green foliage. A nice contrast! **No. 319 \$1.98**
- SWEETHEART TRAIL**—(New from Lyon) Sweetheart of the trailers. Bright pink double flowers and glossy green wiry stemmed foliage. **No. 347 \$2.39**
- PINK DARE YOU**—Lush semi-double dark pink, almost fluorescent. Light green standard foliage. **No. 321 \$1.98**
- SMILE**—It will make you smile! Dainty double red, with compact, dark green foliage. **No. 323 \$1.98**
- BLUE MAGIC**—Very dramatic! Exceptionally large, light blue, semi-double, with large pollen centers. Lush tailored foliage. **No. 308 \$1.98**
- TINA**—Double, extra super red, set off by deep green foliage. A good contrast. **No. 281 \$1.98**
- DUANE'S DELIGHT**—Rosy pink semi-double, light green foliage. A good bloomer. **No. 294 \$1.98**
- SNOOPY**—Blue and white double; white with blue center. Dainty foliage. Miniature. **No. 304 \$1.98**
- BLUE STORM**—(New from Lyon) Myriads of double blue stars above that gorgeous Tommy Lou foliage. **No. 334 \$2.39**
- MIRIAM STEEL**—Exceptionally large white semi-double, on light green tailored foliage. A real show winner. **No. 223 \$1.98**
- ROSY LASS**—Medium red color, double blossom that's a prolific bloomer. **No. 310 \$1.98**
- ROSE HODGE**—Unusual semi-double. Huge pink blossoms with red eye. A robust grower. **No. 315 \$1.98**
- LAVENDER DELIGHT**—Large non-dropping pink star with a lavender accent coloration. **No. 314 \$1.98**
- ZINGY**—Big husky semi-double fuchsia stars in abundance. Glossy robust foliage. **No. 339 \$2.39**
- KNEE HI**—(New from Lyon) Dark red double flowers above waxy backed semi-holly foliage. **No. 342 \$2.39**

Ballet Series \$1.98 ea.

- LISA**—Glowing pink frilled. **No. 209 \$1.98**
- CRISTINA**—Sky-blue flowers well borne above the attractive foliage. Most flowers have additional petals making them appear semi-double. **No. 277 \$1.98**
- MARTA**—Lovely orchid lavender, bearing huge, frilled flowers in a large cluster. VERY vigorous, a novelty in this color. **No. 279 \$1.98**
- EVA**—Semi-double, light blue. **No. 254 \$1.98**
- HEIDI**—Bright pink single, non-dropping. Lush dark green foliage. Easy bloomer. **No. 290 \$1.98**
- ULLI**—Lovely dark blue blossom, with frilly edge. **No. 291 \$1.98**


African Violets in the "Bicentennial Year"

Order from back cover of the March AVSA Magazine, or send for 1976 full color catalog 25¢.

Orders shipped promptly, or acknowledged.

FOR THE BEST IN VIOLETS . . . "TRY TINARI'S" . . . during these ideal shipping months.

We Ship Until November 1st . . . So Don't Delay . . . Order Today!



"OUR AFRICAN VIOLET HERITAGE"

by Anne Tinari

The story of a 30 year romance with African violets as lived by Anne and Frank Tinari in picturesque Bethayres where their greenhouse establishment is located in Huntingdon Valley, Pa.

The book was written to commemorate AVSA's 30th Anniversary and dedicated to the African Violet Society of America, Inc. Anne relates some of the early beginnings of the society to its prominence as one of the largest plant societies today devoted to a single plant. It enjoys a membership of over 21,000 and is recognized as the International Registration Authority for Genus Saintpaulia.

A chapter in the book tells how the Tinari's started and built a business with a virtually unknown plant, to its present day popularity. In it find answers to 25 most asked questions on African violet culture.

Many pictures of old and new cultivars, the origin of many blossom and foliage forms, fond and vivid memories of the First Convention.

Any violet enthusiast will enjoy this unusual book. "Our African Violet Heritage" \$3.95 ppd.

ATTENTION: African violet clubs or chapters, please write for special quantity price (25 books or more) for members or to sell for a profit at your local shows.



Box 190, 2325 Valley Road
Huntingdon Valley, Pa. 19006

AFRICAN VIOLET MAGAZINE
P. O. Box 1326
KNOXVILLE, TENNESSEE 37901
Return Postage Guaranteed

Second Class Postage Paid
at Knoxville, Tennessee and
additional mailing offices

SB
413
AH258
Bot.

African Violet

MAGAZINE

Volume 29 Number 4 September 1976


SMITHSONIAN
SEP 4 - 1984
LIBRARIES



Mimi's African Violet Greenhouses

INTRODUCES FOR THE FIRST TIME ...

MIMI'S AFRICAN VIOLET STARTER KITS. Sharing Over 25 years of experience with you. Now, you can grow African Violets that bloom repeatedly. Everything you need is in the kits, even the plants!



THE LARGE, HANGING POT KIT CONTAINS:

White Plastic African Violet Basket Pot With 3 Openings For Violets
 Macrame Rope Holder For Basket
 Mimi's Specially Mixed Growing Medium
 Mimi's African Violet Fertilizer (Specially Mixed)
 Plastic Labels For Branding Variety And Color
 Mimi's African Violet Book On Growing And Propagating
 Three (3) Assorted African Violets In 2½" Pots, In Bud
 Makes Gorgeous Gift Anytime
Only \$12.95

THE SMALL KIT CONTAINS:

Three (3) African Violet Aqua Pots (3¾") And Saucers
 Mimi's Specially Mixed Growing Medium
 Mimi's Specially Mixed Fertilizer
 Mimi's African Violet Book On Growing And Propagating
 Plastic Labels For Branding Variety And Color Of Plant
 Three (3) Assorted African Violets In Bud With 2½" Pots
 Makes Gorgeous Gift Anytime
Only \$8.95

MIMI'S AFRICAN VIOLET GREENHOUSES

Producing The Finest Violets In The USA Since 1950
 250,000 African Violets Over 1200 Varieties
 Miniatures, And Trailers Included,
 Plus The Latest Varieties



IF CHARGING, COMPLETE BELOW:

Charge to my

BankAmericard Master Charge

_____ account number

_____ signature

_____ expiration date

Interbank Number

Master Charge Only

Mimi's African Violets, Inc.

1100 STEVENS AVE. · P.O. BOX 2967
 DELAND, FLA. 32720

Please Send Me African Violet Starter Kits As Designated:

- Large Hanging Pot Kit @ \$12.95 each, plus \$1.75 Postage & Handling
- Small Three Pot Kit @ \$ 8.95 each, plus \$1.50 Postage & Handling
- Florida residents add 4% Sales Tax

NAME _____ ADDRESS _____ (Rural Route)

CITY _____ STATE _____ ZIP _____



TABLE OF CONTENTS

Every attempt is made to keep articles technically correct. Since the growing of fine African violets can be achieved in many ways, the method and opinions expressed by writers are their own and do not necessarily reflect the opinion of AVSA.

PERTAINING TO VIOLETS

- 2. Cover Page: 'Pink Reverie'
- 16. Watch Suckers
- 25. Commercials at Convention
- 28. Coming Events
- 32. Getting Started—Mrs. W. F. Anderson
- 35. Need Ideas!
- 35. Park Nurseries Shipping Again
- 36. In the Beginning—Mrs. Wayne W. Schroeder
- 37. RESEARCH: Genetic Project Now Under Way—Frank Tinari
- 38. Show and Tell
- 43. Affiliate Happenings
- 49. If You Can't Beat 'Em, Then Join 'Em—Mrs. B. P. Peeler, Jr.
- 50. Why Not Start a Junior African Violet Club?—Mrs. Lahla E. Yakel
- 53. Teenagers and Violets
- 80. Rooting Leaves

COLUMNISTS

- 4. Letter from AVSA President—Melva Nelson
- 5. Beginner's Column—Mrs. J. A. W. (Ann) Richardson
- 16. Your Library—Mrs. M. E. (Gene) Garner
- 26. Question Box—Ann Tinari
- 29. Calling All Affiliates—Helen Freie
- 31. Registration Report—Adele Tretter
- 38. Musings from the "Mini-Mam"—Mrs. Sidney (Ellie) Bogin
- 54. Boyce Edens Research Fund—Mrs. L. F. (D. J.) Lidiak
- 55. AVSA Booster Fund—Mrs. Lucile Plaster
- 56. Cross Your I's and Dot Your T's—Mrs. W. F. Anderson
- 58. A Foote on the Violet Path—Grace Foote

MISCELLANEOUS

- 20. Can You Help?
- 30. Parliamentarian Offers Assistance
- 30. Need a Booklet?
- 34. Nematodes
- 34. Wide Acclaim to Tinari Book
- 34. 19-Year-Old Is Life Member
- 34. Coming Along!
- 35. Moving?
- 41. In Memoriam
- 49. Insects Affected
- 55. Copies of Old Magazines Wanted

CONVENTION

- 16. Convention Awards
- 30. Yearbook Entries for 1977 Convention
- 33. Spread the Word! Write About Violets
- 55. Lyndon Lyon Says: A Step at a Time
- 55. New Life Members at Convention

SOCIETY BUSINESS

- 3. Strictly Business—Your Business
- 35. Statement of Cash Receipts and Disbursements
- 39. Moving? Notify Knoxville Office
- 56. Judging Schools are Set
- 59. Convention Minutes
- 65. Bylaws of the African Violet Society of America, Inc.
- 68. AVSA Judges. Lifetime Judges and Teachers

APPLICATION FOR MEMBERSHIP

African Violet Society of America, Inc.
P. O. Box 1326
Knoxville, Tennessee 37901

Date

Please enroll me as a member of African Violet Society of America, Inc. My dues are enclosed. Memberships are defined below. Membership year March 1 to February 28 includes five issues of THE AFRICAN VIOLET MAGAZINE beginning with the June issue, followed by September, November, January and March issues.

- Individual Membership is \$6.00
 - Associate Member (\$3.00) (No magazine included) Name
 - Commercial (\$15.00) Street Address
 - Affiliated Chapter (\$6.00) City and State Zip Code
 - Affiliated State, Regional and Council \$15.00
 - Life (\$100)
 - Sustaining (\$25)
- Make checks Payable to African Violet Society of America, Inc.
- New Member
 Renewal

From November 16 through February 28, new members may pay half the annual dues, will receive membership card expiring February 28 and the January and March issues of THE AFRICAN VIOLET MAGAZINE \$3.00.

OUR COVER

Pictured on the Cover Page today is 'Pink Reverie', a beautiful African violet hybridized by Granger's Gardens of Medina, O. 'Pink Reverie' is a sport from Granger's 'Blue Reverie'. Photo by Frank Burton.

OFFICERS

- MRS. E. A. NELSON President
603 East Essex
St. Louis, MO 63122
- MRS. MARVIN GARNER .. 1st Vice President
1010 Edgewood, S. E.
North Canton, OH 44720
- MRS. W. J. KROGMAN .. 2nd Vice President
1325 Parkway Drive
Brookfield, WI 53005
- MR. HARVEY L. STONE 3rd Vice President
51 Peach Highlands
Marblehead, MA 01945
- MRS. LIZETA TENNY HAMILTON .. Sec'y.
Meadow Lakes, Apt. 18-06
Hightstown, NJ 08520
- MISS FLORENCE M. GARRITY Treasurer
36 Cerdan Avenue
Roslindale, MA 02131

STAFF

- MRS. GRACE FOOTE, Editor
211 Allien Place
Port Arthur, TX 77640
- MRS. TERRANCE R. LEARY, Adv. Mgr.
438 Brady Lane
Austin, TX 78746
- MRS. CLARICE BELL
Office Manager
P. O. Box 1326
Knoxville, TN 37901
- MRS. W. F. ANDERSON
AVSA Publications Chairman
360 Tulip Drive
St. Louis, MO 63119

COLUMNISTS

Mrs. Frank Tinari, Mrs. James Carey, Mrs. Sidney Bogin, Mrs. Marvin Garner, Mrs. L. F. Lidiak, Mrs. J. A. W. Richardson, Paul Arnold, Mrs. W. M. Plaster, Mrs. Talbot Freie and Mrs. Fred Tretter.

BEST VARIETIES, HONOR ROLL COMPILER

Mrs. M. G. Gonzales
200 Doris Ave.
San Jose, CA 95127

PUBLISHER

Gus Becker Printing Co.
1080 Forsyth
Beaumont, TX 77701



*The Official Publication of the
African Violet Society of
America, Inc.*

The African Violet Magazine is published 5 times a year, January, March, June, September and November and second class postage is paid by the African Violet Society of America, Inc., at 706 Hamilton National Bank Building, Knoxville, TN 37901 and at additional mailing offices. Subscription \$6.00 per year which is included in membership dues starting with the June issue each year. Copyright by African Violet Society of America, Inc. 1976

NOTICE TO POSTMASTER:

Please send Form 3579 to African Violet Society of America, Inc. P. O. Box 1326, Knoxville, Tenn. 37901.

ADVERTISERS' INDEX

(AVSA can not assume responsibility for advertisers. However, we request that a carbon copy of any complaint be sent to the Advertising Manager. If any advertiser is found irresponsible, AVSA can refuse future ads.)

15. Annalee Violetry—Special for Fall 1976
 14. Baker's African Violets—Fresh Cut Leaves
 9. Louise Barnaby—African Violet Starter Plants
 7. Becker Printing Co.—African Violet Note Paper
 5. Bill and Marleen's Violets—Plants and Leaves
 13. Bloomin' Mad—Premiere Collection
 7. Buell's Greenhouses—Gesneriad Specialist—500 Varieties of Violets
 14. Ruth Carey's 1975 Revised Handbook for Judges and Exhibitors
 23. Castle Violets—Leaves and Plants
 12. Crestwood Violetry—Campaign '76—Elect These Violets to Your Collection
 8. Cross Hdwe. Co.—Plants, Leaves, Pots, Hanging Baskets
 19. DoDe's Gardens—Growing Supplies, Pots, Planters, AV Kits
 6. Doris Drennen—African Violets
 18. Elephant Ear—African Violets and Accessories
 19. First Austin AVS—African Violet Growing Handbook
- INSIDE BACK COVER—Fischer Greenhouses**
11. Floralite Co.—Lumen Lighter Stands
 7. Fredette Originals—Violets With a Flair
 6. The Green House—Greenhouse Gro-Cart
 18. Growing Concern African Violet Centerpiece Garden
 23. Happy Violets—Beautiful Hybrid African Violets
 18. Keith L. Hayman, Sr.—Fresh Cut Assorted Leaves
 23. Heavenly Violets—Irene Fredette Originals and Espicias
 23. High Hat African Violets—Fresh Cut Leaves
 8. Sim T. Holmes—The Parson Series
 19. House of Violets—Self-Watering Aquamatic Planter
 6. Indoor Garden Sales
 14. Indoor Gardening Supplies—Fluorescent and Incandescent Lamps
 14. Jef-Don Enterprises—African Violet Supplies
 9. Kirsch Company
 13. Kitty's Violets—African Violet Leaves
 5. Albert G. Krieger—African Violet Starter Plants
 8. Linda's African Violets—Starter Plants
 5. Louise's Greenhouse—African Violets
 8. Lyndon Lyon—Where the Violets Are
 18. Mary's African Violets—Growing Supplies
- INSIDE FRONT COVER—Mimi's African Violets**
22. Park Nurseries—New Varieties
 15. Plant Marvel Laboratories—For Optimum Growth and Bloom Feed as You Water
 5. Plant Palace—African Violets and Other Houseplants
 19. Poyner's Greenhouse—African Violets and Related Plants
 5. Rose Knoll Gardens—Newest Varieties by Leading Growers
 18. San Francisco Plant Co.—African Violets, Espicias, Mini Columneas
 7. Schmelling's African Violets—Hurry to Beat Jack Frost!
 5. Shirley's African Violets
 19. Schultz Instant Liquid Food
 13. Shoplite Co.—Decorative Plant Stands
 22. Stand-Bye—Wick for Constant Feeding
 10. Stim-U-Plant—Plant Food, Sprays, Soil Conditioners
- BACK COVER—Tinari's Greenhouses—Last Call for Safe Plant Shipping!**
18. Tomara African Violets—New Introductions and Old Favorites
 11. TubeCraft Watering Aid
 23. TubeCraft FloraCart—Portable Indoor Garden
 18. Ultra Violets
 7. Howard Utz—New Favorites
 14. Valley Violets—Unique Exotic African Violets
 11. Verilux TruBloom—Fluorescent Lamps
 - 39-42. The Violet House
 6. The Violet Nook—African Violet Leaves
 19. Violets at the Ernst's—Leaves and Plants
 10. Violets Atlanta—Has a New Address.
 7. The Violet Window—Fresh Cut A.V. Leaves
 12. Vitaloam—Re-jewva-tone
 23. Mrs. Leonard Volkhart—African Violets and Espicias
 6. Volkmann Brothers—Reservoir Wick Pots
 9. The Walkers—AV Supplies, Pesticides, Plastic Pots
 5. White Cloud Farm—Newest and Best Violets
 13. Wiserway—Perfect Watering Device: Wicks and Wands
 23. Mildred Woods—AV Leaves
 5. Wood's African Violets—Fresh Cut Leaves, Rooted Cuttings, Espicias

EDITOR'S NOTE: These are your advertisers who help the magazine. Please support them and when you write them for supplies, please mention The African Violet Magazine.

STRICTLY BUSINESS - - YOUR BUSINESS

A TABLE OF INFORMATION TO USE IN CONDUCTING YOUR BUSINESS WITH YOUR SOCIETY TO INSURE GOOD SERVICE.

ALWAYS GIVE YOUR NAME AND COMPLETE ADDRESS, IF YOU HAVE MORE THAN ONE ITEM
SEND EACH ITEM TO THE CORRECT PERSON.

AFFILIATE 'APPENINGS: Send to Editor.

AFFILIATES: See list in Nov. issue. For information on show awards, how to start a chapter or questions on new or renewal membership, write Mrs. Talbot A. Freie, 4854 N. Cedar St., El Monte, CA 91732. Send officer information sheet received with charter to Mrs. Freie by July 1.

AVSA EMBLEMS: See January issue. Member, Past President, Life Member pins. Own and wear them with pride. Order from AVSA office.

AVSA OFFICE: Mrs. Wade H. Bell, Office Manager, Box 1326, Knoxville, TN 37901

BEST VARIETIES LIST: See November issue.

BEST VARIETIES - HONOR ROLL COMPILER: Mrs. M. G. Gonzales, 200 Doris Ave., San Jose, CA 95127

BOOSTER FUND: Send contributions to Mrs. W. M. Plaster, 8304 Suffolk Dr., Shreveport, LA 71106

BOYCE EDENS RESEARCH FUND: Send contribution, club or individual, to Mrs. L. F. Lidiak, 4503 Sinclair Ave., Austin, TX 78756

BYLAWS: See September issue.

COMMERCIAL ACTIVITIES: Albert Buell, Buell's Greenhouses, Box 218, Eastford, CN 06242

COMMERCIAL MEMBERS: See list in November issue.

CONVENTION:

AWARDS: See January issue. Send suggestions or contributions for convention awards to Mrs. Richard A. Chase, 482 Rutherford Ave., Redwood City, CA 94061

PROGRAM: See March issue. Send special requests for workshop programs; suggest names of interesting speakers to Mrs. J. A. W. Richardson, R. R. 1, Box 70, Tavares, FL 32778

SCHEDULE: See January issue.

TIME AND PLACE: If your club or a group of clubs would like to sponsor a national convention in your area, write to Mrs. H. Harold Baker, 2182 Stanford Ave., St. Paul, MN 55105

CULTURE FOLDERS: Free from AVSA office, for distribution at shows or by commercial members with plants. Membership application included.

CUMULATIVE INDEX: Write AVSA Office.

EDITOR: Mrs. Grace Foote, 211 Allien Pl., Port Arthur, TX 77640

HONOR ROLL: See June issue.

JUDGES: See September issue for list

JUDGING SCHOOL: For information on holding a school or to become a qualified judge, write to Mrs. Ruth Carey, 3900 Garden Dr., Knoxville, TN 37918

LIBRARY: See June issue for list of slide programs and packets available from AVSA Library. Order from AVSA office. If you have ideas for a library program or slides to donate for library, write Mrs. Marvin Garner, 1010 Edgewood S.E., North Canton, OH 44720

LIFE MEMBERS: See June issue for list.

MAGAZINE:

ADVERTISING MANAGER: For advertising rates, copy and information write Mrs. Terrance R. Leary, 438 Brady Lane, Austin, TX 78746

ARTICLES: Send to Editor.

DEADLINE DATES: June issue, Mar. 1; Sept. issue, June 1; Nov. issue, Aug. 1; Jan. issue, Oct. 1; Mar. issue, Dec. 1.

BACK ISSUES: Complete your set now. Write to AVSA office for price list of available issues.

BINDERS: Sold only in pairs at \$7.00 postpaid. Order from AVSA office.

CHANGE OF ADDRESS: Send your new address at least 30 days before it is to take effect. Send old address with the new. Enclose the address label from your last magazine. Send to AVSA office.

FAILURE TO RECEIVE: Notify the AVSA office.

MAGAZINE MART: Do you want to buy or sell back copies of THE AFRICAN VIOLET MAGAZINE? Write Mrs. E. A. Nelson, 603 E. Essex Ave., St. Louis, MO 63122

MASTER VARIETY LIST:

A must for all judges and serious growers. 1970 edition describes all registered varieties 1948 - 1969; all classified species; other named cultivars introduced 1960-69. \$3.50 Order from AVSA office. Supplements, September magazine, 1970 to date.

SUPPLEMENT: Send description of any new cultivar with hybridizer's name to Mrs. Fred Tretter, 4988 Schollmeyer Ave., St. Louis, MO 63109

MEMBERSHIP! Send new or renewal membership to AVSA Treasurer, AVSA office. Make check payable to AVSA. Life - \$100; Commercial - \$15; Individual - \$6; Affiliate Chapter - \$6; Affiliate Council, State or Region - \$15. FOR AFFILIATE, GIVE THE FOLLOWING INFORMATION: Name of chapter or council; President's name and address; address to which magazine is to be sent; name of town considered home town of chapter.

APPLICATIONS AND BROCHURES: Free from AVSA office. Please state quantity required. Use for show, commercial sales room or wherever memberships may be solicited.

MEMBERSHIP AND PROMOTION: Send your ideas, offers to help or requests for assistance in this work to Mrs. Harold Rienhardt, 4463 W. Seneca Tpk., Syracuse, NY 13215

MINIATURE AND SEMIMINIATURE LIST: \$2.00 Mrs.

Sidney Bogin, 39 Boyd St., Long Beach, NY 11561

MINUTES: See September issue.

NOMINATING COMMITTEE REPORT: See Jan. issue.

OFFICERS AND COMMITTEES: See June issue.

OFFICIAL CORRESPONDENCE: AVSA Secretary, Mrs. Robert Hamilton, Meadow Lakes, Apt. 18-06, Hightstown, NJ 08520

PARLIAMENTARIAN: Mrs. Thomas J. Edmundson, 4605 N W 45th St., Fort Lauderdale, FL 33319 is available to answer parliamentary questions from affiliates. (Stamped self-addressed envelope must be enclosed for reply).

PLANT REGISTRATION: Mrs. Fred Tretter, 4988 Schollmeyer Ave., St. Louis, MO 63109

QUESTION BOX: Anne Tinari, 2325 Valley Road, Huntingdon Valley, PA 19006

RESEARCH: Send suggested subjects for scientific research or names of interested qualified potential research personnel to Mr. Frank Tinari, 2325 Valley Road, Huntingdon Valley, PA 19006

TALLY TIME: See March issue.

TEACHERS: See September issue for list.

TREASURER'S AND AUDITOR'S REPORT: See Sept. issue.

Letter From The AVSA President



Dear Friends:

As summer passes and the lovely fall season nears, I hope it was a happy, restful period for you. For me, there were occasional lazy afternoons of reminiscing over the wonderful week we enjoyed in Atlanta. What a warm, happy experience that was, as friends met after a year's separation. Yes, Atlanta presents quite a challenge to us in St. Louis, as we prepare to be your host next April. But never fear, as the man said – "we'll do our damndest!"

During this "breaking in" period for me as your President, it has been interesting to observe how smoothly this wonderful organization of ours functions, even though its working parts are so widely dispersed all across the land. That, of course, is all due to the dedication, efficiency and untiring devotion to their jobs by all of the Committee chairmen – they're just great!

It's a great big family we have in AVSA and we mean to keep growing. So, promote - Promote – PROMOTE, wherever your activities lead you.

Recently this DAILY GUIDE came to my attention and I would like to share it with you – the author is unknown.

Let me be a little kinder,
Let me be a little blinder
To the faults of those about me;
Let me praise a little more;
Let me be, when I am weary,
Just a little bit more cheery;
Let me serve a little better
Those that I am striving for.

Let me be a little braver
When temptation bids me waver;
Let me strive a little harder
To be all that I should be;
Let me be a little meeker
With the brother that is weaker;
Let me think more of my neighbor
And a little less of me.

Sincerely,

Melva

AFRICAN VIOLET STARTER PLANTS

10 ORIGINAL VARIETIES, SAINTPAULIA SPECIES,
AND SELECTED NEW AND OLDER VARIETIES.

Send stamp for listing.

ALBERT G. KRIEGER

1063 Cranbrook

Jackson, MI. 49201

LOUISE'S GREENHOUSE

Fresh Cut A.V. Leaves List 20¢

VISITORS WELCOME

LOUISE PITTS

P. O. Box 767

Sour Lake, Texas 77659

Phone 713-287-3387

ROSE KNOLL GARDENS

In the Heart of Lincoln Land

Newest varieties by Hawley, Lanigan, Grangers, Lyon etc. Due to expanding costs of supplies, labor and postage, we will NOT ship. Visitors most welcome. Clubs wishing to visit, please call for a special welcome.

No list

No shipping

MR. AND MRS. JEFF RHOADES

Assumption, Ill. 62510

217/226-3249

Visiting the Ozarks?

We're just 2 miles north of Interstate 44 on Alternate Hwy 71.

Large selection of the newest and best African violets from leading hybridizers. No shipping at present.

WHITE CLOUD FARM

R.R. 3

Carthage, MO.

Fresh-cut leaves, rooted cuttings, Gesneriads. All Violet supplies. Exclusive for 1976-20 new originations by Ernest Fisher of Canada.

Send 15¢ for List.

Visitors welcome.

WOOD'S AFRICAN VIOLETS

Proton Station Hwy. 10, Ontario, NOC ILO Canada.

12 fresh cut leaves	\$2.95
12 small plants	\$7.25
25 fresh cut leaves	\$5.00

All different and labeled
Prepaid—Air Mail add \$1.00

BILL AND MARLEEN'S VIOLETS

550 Colebrook
Webster Groves, Mo. 63119

SHIRLEY AFRICAN VIOLETS

Many varieties of Violets, Episcias, Columneas, Begonias, Cacti; many other plants, Soil, Gro-Lux Bulbs, and other supplies.

MRS. L. T. SHIRLEY

9504 Berkshire St.
Houston, Texas 77093

Ph. No. 695-6190

No List Please

Friday 10-2
Sat.-Sun. 10-6

6116 Southwest Freeway
Houston, Texas 77027

Plant Palace

- At The Common Market -

African Violets
House Plants

784-3353
Doris Artis

BEGINNER'S COLUMN



Mrs. J. A. W. (Ann) Richardson
RR# 1, Box 70
Tavares, Florida 32778

RESUSCITATION

So your plant is droopy and you know it isn't because you forgot to water it. In fact, you know you have been too generous with water. Now what to do? Well, if the droopiness has just started, withhold water until it is dry and see how it fares. Then when it is dry, give it just a little water, then a little more until you know it has had enough but it is not again drowning. After that, don't be so generous.

BUT, if you know it has had more than enough water for too long a time and the stem looks very brown and may be wiggly instead of green try the following:

(1) Remove the plant from its present soil, scratch the stem with a knife until you can see the green (if you are lucky), then replant it in new soil with the scratched part under the soil. Water sensibly after that and it is likely your troubles are over.

(2) If you find yourself getting deeper and deeper into the stem and still can't find any green, cut the whole stem off. Then, keep cutting pieces off the stem until you get to the green part (if you are lucky). At that point, put what is left of the plant into water until it forms new roots, --- hopefully. Be sure all the rot has been cut off otherwise it will continue. After a good new root system has grown, plant as usual.

(3) If you cannot find any green in the stem but the leaves are still not completely dead, remove the leaves and plant them. Remove the bottom leaves first. Sometimes as you go up the stem you do find green further up. Follow number two above.

(4) Knock the plant out of the pot. Cut off any brown roots. Scratch the stem if it too is brown,

until you see green. Remove any bottom yellow leaves. Plant in a terrarium or other closed container where it gets high humidity. Open the cover occasionally, be careful not to overwater and wait until a slight pull will tell you that it has formed new roots, then plant as usual. If you should pull too hard and pull it out and find that there is not a good, strong root system, just carefully replant it and wait a while longer.

AFRICAN VIOLETS

Fresh cuttings from large selection of old and new varieties. Latest Granger Varieties. Also listing Episcias and a few other Gesneriads this season. Listing 25¢ Mail Order Only

DORIS DRENNEN
1415 Central Ave.
Sandusky, Ohio 44870

THE VIOLET NOOK

1435 1/2 Las Palmas Los Angeles, CA. 90028

Now shipping A.V. leaves. Best of the new plus old favorites from leading hybridizers. Send stamp for list.

Phone 213-466-6919 if you can come to the house.



GRO-CART is a scientifically equipped indoor plant stand, designed with special fluorescent lights to bring the advantages of an expensive greenhouse into your home. Experiment with hybridizing plants. Grow your own organic foods and herbs, or beautify the decor of your home with spring flowers the year 'round and raise beautiful blooming plants regardless of weather or season, right in your living room.

GRO-CART MODEL GH-3 SHOWN. SEND FOR FREE BROCHURE AV. WE STILL GROW BEAUTIFUL AFRICAN VIOLETS FOR SALE AT OUR NURSERY ONLY. NO LIST.

OPEN DAILY 10 - 5; SUNDAY 1 - 5

THE GREEN HOUSE

9515 Flower Street • Bellflower, California 90706

PLANTLIGHTERS FOR SERIOUS AND PROFESSIONAL GROWERS

AG 2427 pots & plants not included
The Avant-garden table . . . has two 20 watt fluorescent gro lamps giving simulated sunshine to your favorite plants. It is 27" wide and 24" high and 11 1/2" deep. It will fit easily into small apartments or any room that needs an occasional table.

\$39.95

SEND FOR OUR FULL COLOR CATALOGUE FEATURING THE LARGEST ASSORTMENT OF INDOOR GARDENING LIGHTS & ACCESSORIES ANYWHERE . . . ONLY .50¢

ABSOLUTELY NO FREIGHT OR EXPRESS CHARGES EVER, WITH LITEMASTER PRODUCTS. YOU PAY ONE PRICE ONLY. WE DELIVER TO YOU FREE . . .

BANK AMERICARD ACCEPTED



Indoor Garden Sales

251 MT. VERNON STREET / LOWELL, MA 01854 / 617-454-7108
FORMERLY LITEMASTER PRODUCTS

RESERVOIR WICK POT T.M.

"It Waters and Feeds at the Same Time"



CONSTANT FEED FERTILIZER
8 oz. \$2.00 postpaid

PRICES ON RESERVOIR WICK POTS

EACH
1 to 5 \$1.50 postpaid
6 to 19 \$1.35 postpaid
20 or more \$1.20 postpaid

Send stamped self-addressed long envelope for 20 page catalog of AFRICAN VIOLETS and SUPPLIES.

VOLKMANN BROS. GREENHOUSES

2714 Minert St., Dallas, Texas 75219

"Violets with a Flair"

Fredette



Originals

A LIMITED NUMBER OF
EXCLUSIVE DISTRIBUTORSHIPS AVAILABLE

Write for information.

972 GRASSY HILL RD.

ORANGE, CONN. 06477

The Violet Window

896 Terra Alta N.E. Warren, Ohio 44483

for

FRESH CUT A.V. LEAVES

We have the very newest and many old favorites, too.
IMMEDIATE shipping until November. First Class Mail
A stamp, please for our list.

MY NEW FAVORITES

Cloud Bank	Kira	Sharon
Sandra	Mimi	Jeri
Geviene	Donna	Bombay Red
Sara Lynn	Falba	Utz's Explorer
Rio Grande		

NO SHIPPING

HOWARD R. UTZ

10017 Sahara Dr. San Antonio, Tex. 78216

NOW! is the time to set Leaves and have those New Varieties in bloom by Spring. Last Call!!! Hurry to beat Jack Frost.

MAGIC STARTER KIT complete with 20 Leaves to fill it, ALL for \$12.50 Postage Paid. List varieties you have, NO duplication.

OR CHOOSE your own from our Descriptive Leaf List of 259 **NEW** and Proven Varieties, just 25¢. Shipping deadline November 1st.


Cultural Circular & Supply List also 25¢.

SCHMELLING'S AFRICAN VIOLETS

5133 Peck Hill Road Jamesville, NY 13078

Officially approved by AVSA Board

African Violet Notes



TARGETER Lyon



ALICE HENRY Champion



SUNRISE SERENADE Conquest

140,000 AFRICAN VIOLETS

—OVER 500 VARIETIES—

Includes Miniatures & Trailers

Our FAMOUS BUELL'S HYBRID GLOXINIAS

Columnneas, Episcias, others with **FIBROUS ROOTS**
Achimenes, Kohlerias, others with **RHIZOMES**
Gloxinias, Sinningias, others with **TUBERS**
Terrarium Plants • Books • Seeds • Supplies

GESNERIAD SPECIALIST

Since 1943

SHOWPLACE Greenhouses—20,000 sq. ft. under glass.
VISITORS WELCOME 8 AM-5 PM (Closed Sunday & Holidays, NE corner of State, 6/10 mi. from Conn. 198 & Eastford center, off Westford Rd.

NEW 1976 DESCRIPTIVE LIST of all we grow, books, supplies. Send 25¢ and **LONG, SELF-ADDRESSED, STAMPED ENVELOPE**.—20¢ 1st class, 10¢ 3rd class.

Buell's

GREENHOUSES, INC.

P. O. Box 218-AV76
Eastford,

Weeks Rd.
Conn. 06242

Phone 203 974-0623

16 BEAUTIFUL VIOLETS PRINTED IN
FULL COLOR. All Different.

(Note size folded 5-3/8 x 3-1/4) } **16 NOTEHEADS**
16 ENVELOPES } **\$150**

Only
\$150

plus tax

Sold through your local club in minimum lots of 12 packages for \$1 per package. (Your club earns 50¢ per package). An excellent item for sale at your local violet show. Minimum order—12 packages.

(No Single Order Please)

GUS BECKER PRINTING COMPANY
1080 Forsythe -- Beaumont, Texas 77701

Shipped postpaid if check sent with order. Otherwise shipped COD plus postage. Order direct from Printer.

Starter Plants \$1.75 ea. Postage \$1.00. All orders acknowledged and sent first class. Send 25¢ for list, refunded on first order. Shipping begins September 15 through November 1.

LINDA'S AFRICAN VIOLETS

6121 Winsome #37 Houston, Tx 77057

**THE PARSON SERIES AFRICAN VIOLETS
AMERICA'S MOST DESIRED VIOLETS**

We offer the following varieties for your growing pleasure.

The Parson's Baby, Beauty Blessing, Daughter, Dream, Faith, Friend, Gift, Glory, Happiness, Hope, Joy, King, Little Pamy, Love, Lynn Renee, Nadine, Pinkness, Pink Love, Pride, Ruffles, Ruffled Pinkness, Song, Sport, The Parson, Triumph, Twilight Pink, Victory, and Wife.

2½" Pots—\$2.50 each Minimum order \$7.50
Fresh cut leaves \$.75 each Minimum order \$7.50

WE ALSO OFFER FROM THE FINEST HYBRIDIZERS:
10 New varieties, labeled 2½" pots\$15.00
20 Fresh cut leaves\$ 8.00
15 Labeled assorted popular plants\$15.00
20 Fresh cut labeled leaves\$ 5.00

Add \$2.00 U.P.S. or Parcel Post Special Handling For Each Separate Order. Air Mail Add \$1.00 Additional. West of Denver add \$1.00.

We Reserve the Right to Substitute.

All Plants Grown Under Fluorescent Lights.
Shipping Coast to Coast—May thru Oct.

SIM T. HOLMES

Telephone 412-774-5208

100 Tuscarawas Rd. Beaver, Pa. 15009
NO LIST NO CATALOGUE

NOW SHIPPING VIOLETS & LEAVES

Over 200 Varieties

SOME FAVORITES

Emperor	Glacier	Miriam Steel
Blue Flair	Carefree	Tinted Ruffles
Green Dawn	Tassy	Thou Wonderful
Serenity	Blue Reverie	Jolly Rogers
Silver Crest	Pink Viceroy	Betty Howell
Frilled Crimson Frost	Like Wow Sport	

	2	5	10	15
YOUR CHOICE:	4.50	10.00	17.50	25.00
OUR CHOICE:	3.50	7.50	13.00	17.50
LEAVES (our choice only)			10— 3.00	20— 5.00

PLASTIC POTS & HANGING BASKETS

Pots—white, green, or utility				
	10	25	50	100
2 " square (utility)	60	1.00	1.85	3.20
2¾" "	90	1.65	3.00	5.50
4 " tub	1.30	2.75	5.00	9.25
Baskets (w/hanger & saucer) white or green				
5½"—1.25	8"—2.00	10"—2.70		

STIM-U-PLANT, HYPONEX, & PRECISE FERTILIZERS & SUPPLIES

Minimum plant order7.50
Minimum pot order7.50

Complete list of violets & supplies—25¢

Substitution may be necessary on violets or supplies (color) so please list alternate choice.

Please include 15% of order to help cover shipping (20% west of Miss.) or we will ship collect. GA. residents add 30% tax.

CROSS HDWE. CO.

P. O. BOX 66 IRON CITY, GA. 31759
Open 6 days a wk. Phone 912-774-2311

LYNDON LYON

14 Mutchler Street Dolgeville, N.Y. 13329 Phone (315) 429-8291

New Registered 1976 Varieties

- HELENE**—First award A.V.S.A. '76. Deepest fuchsia red flowered semi-dbl.
- CHRISTI LOVE**—First award A.V.S.A. '75. Dbl. coral flowers, red-backed foliage.
- BICENTENNIAL TRAIL**—Our most flamboyant trailer with the most and deepest pink dbl. flowers yet.
- CHEROKEE FIRE**—Big dbl. fuchsia flowers above dark green Tommie Lou foliage.
- SWEET HONESTY**—Huge frilled bright pink dbl. flowers on Tommie Lou variegated foliage.
- MAGIC SPLENDOR**—Big blue white-edged semi-dbl. flowers in great profusion.
- TINY TOT**—Sparkling white semi-dbl. flowers showing yellow stamens, small glossy green leaves.

See our FREE descriptive list including exciting new

COLUMNNEAS, SINNINGIAS, ACHIMENES,
KOHLERIAS, AND OTHER GESNERIADS

OPEN DAILY AND SUNDAYS 8 A.M. to 6 P.M.

AFRICAN VIOLET STARTER PLANTS

5—\$7.95 10—\$14.95 15—\$20.95

Order now for Fall shipping

Minimum order—5 plants plus postage
 Postage for 5 plants—\$1.75 east of Denver
 \$2.35—Denver & west
 Add 75¢ postage for each additional 5 plants
No orders accepted after Oct. 20

- | | |
|-------------------|-----------------------|
| Alice Henry | Mrs. Greg |
| Ann Slocomb | Occur |
| Autumn Sky | Oleander |
| Bashful Betsy | Pink Electra |
| Blue Burma | Plain and Fancy |
| Bongo Bongo | Prince Albert |
| Bradshaw's Choice | Purple Joy |
| Bright Eyes | Red Star |
| Courtship | Rose Hodge |
| Crimson Frost | Royal Token |
| Deep Woods | Sea Gull |
| Genesee Choice | Silver Pinafore |
| Genesee Favorite | Sno Goose |
| Genesee Fringe | Species, |
| Genesee Raspberry | <i>s. magungensis</i> |
| Genesee Sprite | <i>minima</i> |
| Great Find | Sunlit Sugar Plum |
| Just Beautiful | Susie Q |
| Kaleidoscope | Sweet Surrender |
| Lavender Spice | Tina |
| Lavender Tempest | Tiny Gypsy |
| Leone | Velvet Charm |
| Light Dancer | Velvet Gen |
| Lucky Lilac | Violet Satin |
| Lydia | Wee Delight |
| Lynna | Whirligig |
| Lynna | Wild Country |
| Melody Red | Wild Lemon |
| Mohawk Trail | |

Free plant if you list substitutes.

Send self-addressed, stamped envelope for descriptive list.

Visitors welcome by appointment—
 closed Sundays & Mondays

LOUISE BARNABY

12178 Highview St. Vicksburg, Mich. 49097
 Ph. (616) 649-9036

Have you seen our blooming shelving?



We call it Kirsch Shelf Garden. Because it's perfect for housing and growing plants and flowers indoors—from African violets to philodendrons.

Shelf Garden is a prefinished shelf-and-spindle system with integral grow-light fixtures. It twists together in minutes. So, you pick the arrangement you want—then add to, or rearrange it as your indoor garden grows. Water and most common spills can't harm the handsome vinyl-laminated finishes. And, of course, it's Kirsch quality through and through—with exclusive Ring-Lock® design that assures stability.

For a copy of our shelving brochure and the store near you that carries Shelf Garden, write Kirsch Company, Dept. EW-976, Sturgis, Michigan 49091.

®Registered TM Kirsch Company.

POSTPAID SUPPLIES

Sudbury Soil Improvement Kit	\$8.29
Sudbury PH Soil Test Kit	1.98
Humiguide Hygrometer	4.50

INSECTICIDES AND CONDITIONERS

Acti-dionne PM	5 ounces	\$1.90
Rock Phosphate	2 pounds	1.75
Dolomite Limestone	2 pounds	1.75

PLASTIC POTS

"White or Utility. All Postpaid. Please specify type. If not specified our choice will be sent."

	25	50	100
1 1/4" Regular	\$ 1.85	\$ 2.85	\$ 4.90
2 1/4" Regular or Square	1.95	2.95	5.15
2 1/2" Regular or Square	2.25	3.85	6.20
3" Reg. or Square, or Tub	2.55	4.60	7.75
3 1/2" Regular or Tub	2.95	5.15	9.04
4" Regular or Tub	3.25	5.90	10.35
5" Tub	6.25	11.40	21.50
6" Tub	5/2.95	10/5.00	25/7.75

PLASTIC SAUCERS	25	50	100
3"	\$ 2.95	\$ 5.60	\$10.35
4"	3.85	7.00	13.00
5"	4.45	8.55	16.00
6"	5.25	10.10	18.60

Due to high postage minimum order \$7.50.

Complete list of house plant supplies for stamp.
 Texas residents include 5% Texas Sales Tax.

THE WALKERS

Box 150-X Luling, Texas 78648

Kirsch

The name you trust in drapery hardware.



Violets Atlanta

HAS A NEW ADDRESS:

2581 PIEDMONT ROAD N.E.
BROADVIEW PLAZA
ATLANTA, GEORGIA 30324

Come see Atlanta's first African violet shop in our newly decorated headquarters. We have more room, a more convenient location with ample parking, and as always, a complete line of violets and related supplies.

Sorry no list — no shipping
(404) 875-3041

STIM-U-PLANT

a growing business

2077 PARKWOOD AVENUE
COLUMBUS, OHIO 43219,
614/267-1296

helps you grow finer blooming african violets!

BETTER PLANTING

New formula high organic. Not too heavy or light. Has shredded spagnum moss. Decomposing humus aerates soil, holds moisture, feeds beneficial soil bacteria. Better drainage than lightweight mixes.

SOIL CONDITIONERS

- Vermiculite
- Charcoal
- Peat Moss

EASIER FEEDING

Liquid balanced 5-8-7 formula. Easier to use. Concentrated for economy. All food—no residues. Gives plants 13 needed trace elements.

BETTER FEEDING


A finely ground food, pure USP chemicals. Quickly available to plants. Balanced 5-8-7 formula, gives more blooms, healthier plants. Proved by years of use. Contains 13 needed trace elements.

PLANT FOOD POWDER


High-analysis 15-30-15, instantly soluble. A high powered plant food. PLANT POWER is strong enough for outdoor plants yet formulated for African Violets and other house plants. Package makes gallons.

SPRAY—PEST CONTROL

Quick, easy to use. Kills aphids & mites, spiders & plant lice, exposed thrips & white flies, mealy bugs on house plants elements.




Lumen-Liter Plant Stands are made of Gleaming Aluminum square tubing with high impact soft green trays. Lights are easily adjustable above trays with chains.



Ripe-N-Gro Sunlite 17 in. diameter 19 in. high Avocado Green with 22 watt wide spectrum Fluorescent Lamp \$28.95 P.P.
Spot-O-Sun Grolite Planter, Avocado Green \$19.95. Can be used with timer.

Send stamp for literature.

Naturescent, Vitalite, Gro-Lux tubes, lamps, trays and timers, etc.



4 Tray \$39.95

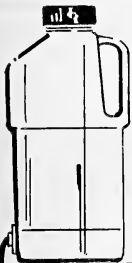
8 Tray \$52.95

Fixtures for above stands with 2-24" — 20 watt cool white tubes \$16.95 each with cord, plug and switch. Add 4% tax in Wisconsin.

WE PAY SHIPPING ON ALL OUR PRODUCTS

FLORALITE COMPANY

4124A East Oakwood Rd. Oak Creek, Wis., 53154
Phone (414) 762-1770



Quick! Neat! Easy! FloraCART Watering Wand

Popular accessory for your FloraCART.

Or for any plant setup. Lightweight 21" aluminum wand dispenses water with pinpoint accuracy — no spilling, no breaking leaves! No heavy watering cans! Easy-operating positive-action valve. Complete with 8 feet of plastic hose and gallon plastic jug. \$17.95 each. In U.S. add \$1.25 shipping; in Canada \$1.50. Ohio residents add 98¢ sales tax. Check, money order, Master Charge or BankAmericard (give card number). By the makers of FloraCART indoor greenhouse on wheels. Write for literature. Tube Craft, Inc., 1311C W. 80th St., Cleveland, OH 44102.



ACCLAIMED BY INDOOR GARDENERS!

Verilux Tru Bloom[®] No-Glare Daylight Effect

FLUORESCENT LAMPS

Developed specifically for the exacting needs of indoor gardening, Verilux TruBloom sets new standards of perfection in fluorescent lighting. Your plants grow better, flower more profusely... and you always see them in their true colors.

Matches Outdoor Light

TruBloom comes closest to matching the pure white outdoor light that is best for growing plants. The light is not pinkish, yellow-orange, greenish or bluish. You can prove this to yourself by moving a plant from a north window and setting it under TruBloom tubes. There is no observable change in color.

Balanced Growth Lighting

Forget the leggy or stunted plants that result from red or blue light. TruBloom's even light distribution means plenty of red for bloom, plenty of blue for compactness, plenty of everything in between for healthier plants.

Superior, Long-Lasting Blooms

The flowers of more compact TruBloom plants make a finer show...and the blooms last up to 50% longer than with other makes of tubes. Fantastic success with African Violets and with Gesneriads, Orchids and hundreds of flowering plants and perennials.

Economical Longer Life

TruBloom is a premium product providing the highest light quality plus lamp life that is 50% longer than standard commercial tubes. This means less frequent replacements — a substantial economy.

Don't Settle for Any Substitute

Ask for Verilux TruBloom at your local dealer or distributor, or for further information write or call...

Verilux Inc.

35 Mason Street, Greenwich, Conn. 06830

Telephone: (203) 869-3750

CAMPAIGN '76

ELECT THESE VIOLETS TO YOUR COLLECTION!

STARTER PLANTS \$2.25 EACH — — FRESH-CUT LEAVES 65¢ EACH

STARBURST—GG - pg. 23 June AVSA
 CAMEO QUEEN—GG - pg. 23 June AVSA
 RED FLAME—GG - pg. 22 June AVSA
 WILDFIRE—GG - pg. 22 June AVSA
 SPARKY—LL - pg. 18 June AVSA
 HELENE—LL - pg. 19 June AVSA
 BLUE BELLE—GG - double clusters!
 VELVET DAWN—GG-rose and pink w/white edge

MONACO—GG - white w/blue edge
 PINK ELECTRA—GG - vibrant clusters!
 PINK MONARCH—GG - 3" double
 RUSSET BEAUTY—GG - deep double
 BICENTENNIAL TRAIL—LL - rose double
 ROSE EMBER—GG - pretty shaded double
 SUPER RED—GG - giant bright double
 SAM—LL - bright coral double

FRESH-CUT LEAVES ONLY 65¢ EACH

Edith V. Peterson
 Joyful
 Pink Viceroy
 Red Knave
 Blue Fashionaire

Salmon Beauty
 Lavender Belle
 Pink Nimbus
 Julia
 Crafty Farmer

Rodney
 Delta Dawn
 Flower Power
 Careless Love

Dixie Dandy
 Rev. Blades
 Flower Time
 Candy Man

Order direct from this ad, from Spring list or Fall supplement (20¢).

Please add \$2.00 for Air Mail shipping with each order.

Crestwood Violetry

7314 Jervis St.,

Springfield, VA 22151

(703) 256-1575

Visitors by Appointment ONLY

IF YOU WANT

"SaintPaulia Superbia"
 "Gesneriads Jeswunderfulia" &
 "Blossoms Profusica"

HERE IS

EXCITING NEWS for ALL Growers of
 African Violets, Gloxinias, Achimenes,
 Columneas, Sinningias, Episcias, and ALL
 plants that grow in the soil . . .

ANNOUNCING

New Triple Strength VITALOAM Cultured *Re-jewva-tone*

for all Home Gardeners. Lighter than Ever . . . Richer than Ever . . .
 Safer and Easier to Use than Ever . . . BETTER THAN EVER and
 priced LESS THAN LAST YEAR to help Whip Inflation Now.

NO Fertilizers . . . NO Manures . . . NO additives needed . . . Will
 NOT Burn . . . Will NOT Leach out with watering . . . Completely
 SAFE Alone or mixed with your soil . . . Use as Little or AS MUCH
 as you want depending on results desired.

ORDER TODAY AT THESE SPECIAL DIRECT PRICES:

Retail Size (approx. 6 qts.) \$4. ea., 2 for \$7.50. Club Special, Ctn.
 of 12, \$32. All orders prepaid east of Rockies, all others add \$1.00.
 Special Economy Size (5 times as much & Extra Strength for the
 advanced grower) \$15.00 ea. Dealer Inquiries Invited on Letterhead.

Make Checks PAYABLE TO: V I T A L O A M

P. O. BOX 2630 - HICKORY, N. C. 28601



Pictured at
 Left is our
 Beautiful
 4-Color
 Retail
 Package.
 Tremendous
 Sales
 Appeal
 & Repeater

STOP! DON'T TURN THE PAGE UNTIL YOU ORDER YOUR NEW VITALOAM!!!
 If you don't order, the Exotic Plant Gremlins will give you a "Brown Thumb".
 Try New VITALOAM and love it forever — O. K?

NEW DECORATIVE PLANT STANDS

Economical — Convenient



3 Level
40 Watt
Shown
49½" Long

Five models from 25½" to 49½" long.

Tray & fixture heights completely adjustable without tools. Convenient slide-out trays & fixtures. Made of gleaming aluminum & Redwood with or without fixtures & casters as desired. Save — Buy direct from maker!

25¢ Brings Catalog of Growth Fluorescents, Plant Stands, Growth Lamps & Accessories

SHOPLITE CO., INC.

566V Franklin Ave. Nutley, N. J. 07110

REGAL COLLECTION

4 Plants — Each in 3" Pot

Achimenes "Tarantella" (Magic Flower) — Beautiful new miniature gesneriad with 1½" salmon red flowers.

Episcia Dianthiflora (Lace Flower Vine) — Attractive, fast-growing, pure white frilled flowers.

Nemathanthus "Tropicana" (P a u c h Flower) — Neatly trailing plant, shiny green foliage, bright orange black-striped blooms.

Smithiantha (Temple Bells) — Many varieties, healthy, beautiful plants in bloom or bud.

\$950
postpaid

Two or more Collections, ea. \$9 pp

Achimenes Collection

Assortment of 9 healthy plants selected from famous "Michelssen Hybrids."

\$20.00 postpaid

Send order with check* to:

Bloomin' Mad

1155 Monte Rosa Drive — Menlo Park, Ca. 94025
*California residents, add 6% sales tax

WISERWAY

Doug Wiser, P. O. Box 5573, Redwood City, California, 94063

WATERWICKS

Calif. Buyers add 6% Sales Tax.

supplies approx. 1 fld. oz.
per day

THE FOREMOST AMATEUR GROWERS . . .

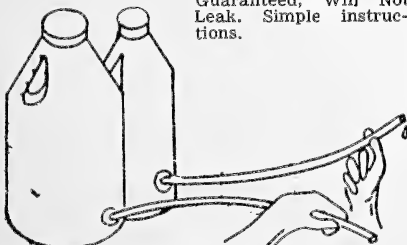
Of **African Violets** write us that Wick-Watering is the **ONLY** way to do it. * Judging from our many repeat orders it is obvious that we must have a **very good wick** —and a **very low price**. * They Last Indefinitely * **WICK STAYS IN POT** * Feeds Nutrients with water. Will Not Rot.

20 WICKS—\$3.00

50 WICKS—\$6.50 POSTPAID



Easily installed by anyone in a few minutes. Guaranteed, Will Not Leak. Simple instructions.



Lift or squeeze to stop water

WATER WANDS

MAKE ANY PLASTIC CONTAINER INTO A PERFECT WATERING DEVICE!

Use Quart, Half-gallon or Larger Container. Vinyl Tube is 24" Long and now HAS A NEW, EASY-SQUEEZE VALVE.

\$2.00 PER KIT

3 KITS—\$5.00

Make Great Gifts! Add 50¢ per foot for Longer Tubing. Any \$10.00 Order for Wicks or Wands includes FREE Rigid Tube to make a 1 Quart Overhead Squeeze Water-Wand. Useful!

"Better Ideas Make Better Products"

1975 REVISED—"AFRICAN VIOLET HANDBOOK FOR JUDGES AND EXHIBITORS"

SALMON COVER—All 1975 rules, changes, awards, information updated, plus new material. Due to increase in printing and postage, \$3.00 per copy, including postage. Discount on orders of 25 or more, \$3.50 for books mailed to Canada.

RUTH G. CAREY

3900 Garden Drive Knoxville, Tenn. 37918

Kitty's Violets

Fresh cut A.V. leaves - 25¢ for List
Volkman supplies - Tube Craft Stands
Visitors Welcome

Kitty Woosley, owner

406 Pearl St. Jasper, Texas 75951
(713) 384-8397

BAKER'S AFRICAN VIOLETS

Husky plants or fresh cut leaves from over five hundred varieties

including

- New introductions from leading hybridizers
- Most "Best Varieties."
- Novelty cultivars
- Good selection of other gesneriads

Send stamp for list.

2433 Kingscliff Drive Atlanta, Ga. 30345

LARGEST SELECTION IN U.S.

SAVE 20/40% ON PLANT STANDS, LIGHT FIXTURES, LAMPS, BOOKS, TRAYS & ACCESSORIES. EXAMPLES OF OUR SAVINGS LISTED BELOW:

- A—FLECO Room Divider, 3 adjustable lighted shelves, 2 LAMPS PER SHELF, Walnut Woodgrain finish.
EPLF-300—6-20 watt NATUR-ESCENT Lamps,
26" L x 60" H x 11 1/2" Deep\$ 75.95
EPLF-340—6-40 watt NATUR-ESCENT Lamps,
50" L x 60" H x 11 1/2" Deep\$ 99.95
B—MARK FOUR Moisture Meter, self powered,
indoors or outdoors, Instructions\$9.07 ea.
2 for \$ 16.35

SAVE-A-PLANT Moisture Meter,
self powered, 33" remote probe\$9.98 ea.
2 for \$ 17.25

- C—4263 Furniture That Grows—Legs of solid maple stained black, woodgrained vinyl covered shelves. Complete with 1 fixture with 2-30 watt GRO-LUX lamps.
44" L x 48" H x 12" D\$104.50
Extra fixture for above with
2-30 watt GRO-LUX lamps\$ 22.71



- 20 or 40 watt GRO-LUX (WS) lamps
(\$2.95 list) Carton of 6\$10.89
20 watt GRO-LUX lamps
(\$5.25 ea. list) Carton of 4\$10.89
NATUR-ESCENT, GRO-LUX, VITA-LITE, VITA-LITE
Powertwist fluorescent and PLANT-LITE incandescent
lamps available in Cartons at the following discounts:
4—25% 6—30% 12—35%
24—40% 48—42% 96—44%

Plug In Timer 1800 watts.....\$5.49 w/\$30.00 order;
Separately\$7.49
Shipping:

48 States-add 10%; outside 48 States-add 20%
FREE CATALOG—200 items—Largest Selection in U.S.

INDOOR GARDENING SUPPLIES

P. O. Box 40551A, Detroit, Michigan 48240
Phone (313) 464-8873 from 8:00 A.M. until 8:00 P.M.

SHADE SCREEN

Pots, nursery cans, vermiculite, poly-sheeting, peat moss, plus 4000 more items for the Plant Industry.

Send for Free Price List
or Call to Order

Please mention The African Violet Magazine ad.



Jef-Don Enterprises

J. F. DONELIN
President

(305) 945-7846

1341 N.E. 158th STREET
N. MIAMI BEACH, FLA. 33162

Unique Exotic African Violets

Large Starter Plants

- | | | |
|-----------------|--------------------|-------------------|
| All Blue | Happy Harold | Persian Cheer |
| Bandmaster | Ivory Buttons | Pink-A-Miss |
| Bashful Betsy | Ivory Venus | Pink-A-Roo |
| Bridal Lace | Juliana | Pink Volcano |
| Brigadoon | Just Beautiful | Plain & Fancy |
| Butterfly White | Lavender Fluff | Poodle Top |
| Cactus Flower | Leawala | Salad Bowl |
| Camellia Mist | Like Wow Sport | Serenity |
| Candy Apple | Lillian Jarrett | Sherbert |
| Candy Lips | Lime Puff | Shining Plumage |
| Cherry Sunday | Little White Cloud | Silver Crest |
| Chipper | Lucky Lilac | Silver Frosting |
| Dancer | Lullabye | Silver Pinafore |
| Dbl. Pansy Face | Miriam Steel | Skyline Pink |
| Delft Imperial | Moon Drops | Spring Deb |
| Dixie Magic | Musetta | Sugar Pink |
| Electra | Nancy Reagan | Sultry Rose |
| Fashionaire | Night Magic | Tassy |
| Festival | The Parson | Tommie Lou |
| Final Touch | Parsons Blessing | Top Dollar |
| Firebird | Parsons Joy | Top Secret |
| Forest Flame | Parsons Pinkness | Vals Beauty |
| Fun Blue | Parsons Pride | Vals Silver Honey |
| Galahad | Peppermint Frost | Velvet Dawn |
| Garnet Elf | Persian Brocade | Whirlaway |

Prices—\$2.50 ea. including all costs

Minimum order 6 plants

Calif. res. add 6% tax.

We reserve the right to substitute.

Valley Violets

P. O. Box 448

Ph. 415-828-5589

San Ramon, Calif. 94583

SPECIAL FOR FALL 1976

HELENE (LL)—reddest red yet, dbl. dark plain foliage, won best new Intro Atlanta

JIM DANDY (GG)—full dbl. 2 1/2 -3" blue blooms, great show plant, plain foliage

MYSTICAL BLUE (LL)—dbl. blue seems to be a blue overlay on white, dark green foliage, 2nd best new Intro Atlanta

REVOLUTIONARY RED (LL)—full dbl. fringed vibrant red fuchsia, holly foliage, beautiful

STARBURST (GG)—huge stars, pink with fuchsia center ruffled edges wavy dark foliage

TEXAS CHARMER (Utz)—mauve to amethyst blooms edged in purple and trimmed with white, many blooms to the cluster

BUTTON TRINKET (EC)—pink and white dbl., tailored cream and green variegated foliage, semi min

TIFFANY TRINKET (EC)—vibrant deep pink dbl., tailored glossy cream and green variegated foliage, semi min

HALF & HALF (EC)—big flashy purple with wide white edge, wavy cream & green variegated foliage show plant

PINK PILLOW (EC)—fluffy soft pink with deeper center dbl., notched foliage, cream and green variegations, show plant

THISTLE PATCH (EC)—full dbl. light purple, outer petals tipped amaranth, plain symmetrical foliage floriferous show plant

YUM YUM (EC)—a riot of pink and white blooms, large growing tailored cream and green variegated foliage

See our ad in the June 1976 African Violet Magazine for additional offerings for Fall 1976.

ORDER EARLY DIRECT FROM THIS AD for best selection of fall offerings available starting approximately mid-September. Starter plants are \$2.50 each, minimum order 3 plants. Add handling charges as follows: East of the Mississippi 15% of amount ordered, **minimum** \$2.00; West of the Mississippi 20% of amount ordered, **minimum** \$3.00. Include street address for United Parcel Service delivery. Please give second choice.

Complete list of hundreds of cultivars, new, old and unusual also available. Please send business size envelope, stamped and addressed for prompt receipt.

Annalee Violetry

29-50 214th Place, Bayside, N.Y. 11360
Tel. 212-224-3376

For optimum growth & blooms ... Feed as you water the PLANT MARVEL way



Complete water soluble Plant Food for growing African Violets

Plant Marvel's African Violet spray is ideal for all house plants



The PLANT MARVEL 12-31-14 formula is a scientifically balanced, 100% water-soluble, plant food. Leading professional growers, as well as many amateur growers of African Violets, prefer this formula. It delivers needed nutrients in immediately usable form and in just the right proportions. This remarkably efficient, water-soluble fertilizer supplies the entire root system with all the essential NPK and minor elements. As a result, optimum, healthy growth and blooms are promoted. Your order is always welcome. 8 oz. can—\$2.10; 1 lb.—\$3.10; 2 1/2 lb.—\$5.90; 5 lb.—\$9.20.

Get positive results with this remarkably effective, all-around, insecticide spray. Kills hard-to-get-at Mealy bugs, Soft Brown Scale, Aphids, Spider Mites, and many other insects. No harm to blooms or foliage, when used as directed. Won't stain fabrics or wallpaper. Harmless to children and pets. Here's the ideal insecticide for African Violets, Ives, Begonias, etc. 5 oz. can—\$2.00.

Postage included. — NO C.O.D.'S.

PLANT MARVEL LABORATORIES

• Dept. AV76 • 624 West 119th St. • Chicago, Ill. 60628



YOUR LIBRARY

*Mrs. M. E. Garner
1010 Edgewood S.E.
North Canton, Ohio 44720*

Our BIRTHDAY convention in Atlanta is over . . . but the memories linger on . . . and on. It was a most nostalgic experience. Not only from 30 years of history in memories of our AVSA, but what a marvelous visual history lesson about our country. All of these experiences make us more conscious of the substance of our country's 200-year history. Much appreciation goes to all Atlanta convention committee chairmen. It was at this busy convention that 13 members spent many hours, in fact most all Thursday night, working on our library slide programs from the convention show, "OUR AMERICAN HERITAGE". The photographers were: Harvey Stone, Russell Marshall, Mrs. W. (Mildred) Schroeder and Edgar Varick. Their assistants were: Mrs. W. (Adeline) Krogman, Mrs. C. (Catherine) Hawley, Mrs. J. (Irene) Merrell, Mrs. Hardell H. Downing, Thelma Springer, Mrs. Mary A. Boland, Mrs. J. (Nancy) Hayes. Two of the most busy people in our society helped with the design division commentary: Mrs. E. A. (Melva) Nelson and Mrs. W. F. (Neva) Anderson. I hope I haven't forgotten anyone. There was such a nice group of helpers. A big THANK YOU to all these hard workers.

We always look forward to the new varieties that are available, or soon will be available for us to grow. From the new varieties program by Ethel and Duane Champion at the Atlanta convention come the pictures for the library program, "STAR SPANGLED VIOLETS". Thanks to the Champions and all commercial hybridizers who made this program possible. These programs are ready for your request from the AVSA Library, Knoxville Office, P. O. Box 1326, Knoxville, Tennessee 37901. Please order well in advance of your meeting date. These programs are always popular and must be carefully scheduled ahead of time. Clarice Bell is doing a fine job and will appreciate your early requests. There are new yearbook packets ready for your use from those beautiful yearbooks on display at the Atlanta convention show.

Next year why not enter your yearbook for judging and try to get one of the four awards AVSA offers? Send two (2) copies of your yearbook to Mrs. Christine Leppard, 413 Washington Avenue, Westfield, NJ 07090. The yearbook entries should be sent to her not later than March 1, 1977. We can't emphasize enough that you PLEASE follow all instructions for ordering and using the library material. These are found in the June issue of the African Violet Magazine. Special guidelines will be enclosed with many of the slide programs. It will be to your benefit and all who wish to use the slides, that these guidelines be followed.

We appreciate your constructive criticisms and suggestions. There are some new programs planned. These were suggested in your comment sheets and letters. We appreciate them all. Most of all --- it is your interest in the culture and growing of good specimen plants and the pleasing use of your plants and cut blossoms in artistic designs, in all the shows and in your homes, from coast to coast in this GREAT LAND, that make our great society such a success. That IS AVSA!

CONVENTION AWARDS

In order for an award for the St. Louis AVSA convention to be included in the January 1977 issue of the African Violet Magazine, the Awards Chairman must be advised by Sept. 15, 1976.

Persons, affiliates or concerns planning to make such awards are asked to notify Mrs. Richard A. Chase, Chairman, 482 Rutherford Avenue, Redwood City, CA 94061 by Sept. 15, 1976. The date had previously been announced as Sept. 15, 1977.

WATCH SUCKERS

Keep suckers off your African violets, but be sure they are suckers before you remove them.

→ LYNNA by Howard Utz is shown on opposite page. Photo by Sandra Leary, Austin, Tx.



FRESH CUT, ASSORTED LEAVES

18 from Best Var. List
(Nov. A.V. mag. p. 29)

6 Parson's Series—All \$7.95

Labeled—also tips on fast growing.

Add \$2 shipping and handling. Deduct 10% on 2 or more sets.

Sales at home by appointment

KEITH L. HAYMAN, SR.

R. 1, Bloomsburg, Pa. 17815

By Exit 34 I-80

717-784-0826

Tomara African Violets

Fresh-cut leaves from 350 varieties
Starter plants available for most varieties
Standards-Variates-Miniatures
New introductions and old favorites

-from-

Lyndon Lyon, Granger, Tinari, Parks,
Champion, etc.

Send 25¢ for 1976 list
(Refunded on 1st order)

Shipping season ends about Nov. 1

Mrs. R. D. Tompkin

Phone 816-248-3232

Rt. 3, Fayette, MO, 65248

1 mi. N. Fayette on Highways 5 & 240

Visitors Welcome 9-7

Sundays by appointment

Ultra Violets ^{T.M.}

7694 Camargo Rd.

271-8398

Cincinnati, Ohio exit I-71 & Montgomery Rd.

10-5 Mon. - Sat. (closed Wed.)

AFRICAN VIOLET CENTERPIECE GARDEN

New and Unique!

Treat your plants to control watering from a crystal bubble reservoir.
Three pots and fixtures surround reservoir in an attractive cluster arrangement.

Send for free catalog.

330 Phelan Ave.

GROWING CONCERN

San Jose, California 95112

African violets & accessories

The
Elephant Ear

3646 University Blvd./ Tues.—Sat. 10-5
Houston, Texas 77005

Fall list of African Violets, episcias, and miniature columnas. Send stamped and addressed envelope.

NEW FROM GRANGER GARDENS:

Starburst
Jim Dandy
Cameo Queen
Regalaire

NEW FROM VICTOR CONSTANTINOV:

Pride of Camelot
Double Stateliner

SAN FRANCISCO PLANT CO.

BOX 575, COLMA STATION

DALY CITY, CA 94014

ABOUT GARDENING

- | | |
|---|---------|
| Helen Van Pelt Wilson's African Violet Book
Revised Edition (Hard Back) | \$ 9.95 |
| Helen Van Pelt Wilson's African Violet Book
Revised Edition (Paper Back) | 5.50 |
| The Indoor Light Gardening Book
by George A. Elbert | 10.95 |
| Fun With Terrarium Gardening
by Virginie and George A. Elbert | 3.50 |
| The Complete Book of Terrariums
by Charles Marden Fitch | 8.95 |
| Ferns To Know and Grow
by F. Gordon Foster | 5.50 |
| The Complete Book Of House Plants Under Lights
by Charles Marden Fitch | 9.95 |
| Ferns and Palms for Interior Decoration
by Jack Kramer | 5.50 |
| Gardening Indoors Under Lights
by F. H. and J. L. Kranz | 3.50 |

NO MINIMUM ON BOOKS

Postpaid

Michigan residents please include 4% Sales Tax.

GROWING SUPPLIES

- | | |
|--|--------|
| 32 oz. bottle Alaska Fish Fertilizer (5-2-2) | \$4.00 |
| 16 oz. bottle Alaska Fish Fertilizer (5-2-2) | 2.75 |
| 12 oz. bottle Sturdy (0-15-14) | 4.75 |
| 8 oz. bottle Sturdy (0-15-14) | 3.30 |
| 1½ lb. Blue Whale Soil Builder (1-1-1) | 1.60 |
| 3 oz. can Mildex for Mildew | 3.05 |
| 4 oz. bottle Kelthane (Miticide) | 1.99 |
| 4 oz. bottle Malathion 50% | 2.09 |
| 8 oz. Peters House Plant Food (15-30-15) | 1.95 |
| 8 oz. Peters General Purpose Food (20-20-20) | 1.95 |
| 8 oz. Peters Violet Special (12-36-14) | 2.20 |
| 8 oz. Peters Variegated Special (5-50-17) | 2.45 |
| 4 oz. bottle Superthrive (Vitamin-Hormone) | 3.29 |
| 2 qts. Hardwood Charcoal #10 fine, #6 medium | 1.75 |
| 8 qts. Krum Perlite \$2.20, 4 qts. | 1.20 |
| 1½ lb. Systemic Insecticide Granules | 3.65 |
| 10 oz. Plant Marvel i-Bomb (Insecticide spray) | 3.05 |
| 9 oz. Sphagnum Moss (Milled) | 1.80 |
| 3 lbs. Carbamate Fermate, Ferbam | 6.40 |
| 8 oz. Carbamate Fermate, Ferbam (bulk) | 1.30 |
| 4 qts. #3 Vermiculite fine grind | .85 |
| 2 qts. (bulk) | .50 |
| 2 lbs. Dolomite Limestone | 1.30 |
| 2 lbs. Calcium Carbonate | 1.60 |
| 2 lbs. Superphosphate (0-20-0) | 1.30 |
| 1 gal. Mary's African Violet Soil | 1.35 |

MINIMUM ORDER \$5.00 Postpaid

Mary's African Violets

19788 San Juan Ave.

Detroit, Michigan 48221

We ship by U.P.S. Please give name of street or road and phone number.

Violets At The Ernst's


221 S.E. 70th St. Gainesville, Fla. 32601
(near Newnans Lake - Phone 376-8655)

LEAVES AND PLANTS
Please Send 25¢ for list.

POYNOR'S GREENHOUSE

African violets and related plants.

No List No Shipping Phone 345-5558
Route 2, Box 107J
Hammond, La. 70401
Off Highway 443 (Morris Road).



AQUAMATIC SELF WATERING VIOLET PLANTER

Lets your plants water themselves.

Single \$2.50; 6 for \$13.25; 12 for \$23.75; 24 for \$40.00; postage included.

THE HOUSE OF VIOLETS
Dept. M-AQ, 936 Garland St., S.W.
Camden, Arkansas 71701



"AFRICAN VIOLET GROWING HANDBOOK"

by

First Austin African Violet Society

A carefully researched, illustrated book by and for violet growers. Complete and concise, deals with every phase of violet culture and problems. Clever and helpful techniques for advanced growers as well as beginners.

(a great Stocking Stuffer!)

\$1.50 p. pd. **Quantity discounts**

9205 Quail Cove
Austin, Texas 78758

DODE'S GARDENS

GROWING SUPPLIES

DoDe's Special African Violet Potting Soil

Excellent! Try and compare. Sterilized and treated with insecticides to help prevent disease. Also contains special growing elements.

24-oz. — \$1.35 48-oz. — \$2.50

FERTILIZER

8-oz. Peters Violet Special 12-36-14\$1.85
8-oz. Peters Variegated Special 5-50-17 2.35
24-oz. Liquid Blue Whale Brand 6-2-1 3.98
8-oz. Liquid Sturdy Brand 0-15-14 2.90
(Success formula=1/3 cup Sturdy and 2/3 cup Blue Whale)

POTS AND PLANTERS

2 1/2" square plastic pots 25 for \$1.50
4" plastic pots 15 for 1.50
6 quarts Perlite (1/2 lb.)\$.65
4 quarts Verlite #3 (1/2 lb.)65
2 pounds Dolomite Limestone 1.00
2 pounds Super Phosphate95
1 ounce Carbomate (Fermate)50
100 Stake Labels—6" white 2.25
Minimum order \$5.00

Please add \$1.75 for shipping and packing up to a \$12.99 order; \$2.75 up to \$24.99; \$3.75 up to \$49.99; \$5.25 for \$50.00 and over.

We ship by UPS . . . For box number and RFD please add phone number and give a street address.

Send stamp for catalog.
Phone 305-452-5670

DODE'S GARDENS
1490 Saturn Street
Merritt Island, Florida 32952

Florida residents
add 4% sales
tax on all orders.

AQUAMATIC SELF-WATERING VIOLET PLANTER

Lets your plants water and fertilize themselves.

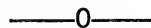
Single—\$2.50 6 for \$12.85
Twelve or more \$1.94 each
Case of 24 \$40.00

POSTAGE PAID!!

*Clubs write for discount prices on Supplies, Soil, and 2 1/2" violet assortments.

*LOW PRICES ON FLORACARTS.

Write us for details.



HELEN VAN PELT WILSON'S AFRICAN VIOLET BOOK

(Hardback)

price \$8.45

postpaid with other regular order.

Add 75¢ Shipping & Handling if ordered alone.



Fredetta

(Photos by Grower)

PEARLIE STARR

ABIGAIL ADAMS



Originals



MAY DANCE

ECLAIR





PEARLIE STARR

Fredette Originals
(Photos by Grower)




MAY DANCE

ABIGAIL ADAMS

ECLAIR





Grow with Confidence


IT'S WICKED FOR CONSTANT FEED-
ING — 1/4 STRENGTH FERTILIZER
SOLUTION IN WATER.

- 1 \$1.98 each
- 12 \$1.50 each
- 4 doz. \$1.25 each

Texas residents add 5% tax.
Add 10% for packing and shipping.

STAND - BYE

3421 Golf Dr.
Houston, Texas 77018



- 5" tall 3 3/4" dia. 6" tall
- 12 oz. capacity 16 oz.

2 piece - pot lifts out
All plastic

THE PARK NURSERIES AFRICAN VIOLETS

1200 St. Clair Avenue

ST. PAUL, MINNESOTA 55105

Our New Varieties Are Terrific!

Huge stars, doubles, unusual multicolors. All are dependable show plants that will be a thrill to grow. Only quality plants shipped.

Write now for a list of Park Nursery new introductions.

We ship all winter by REA Air Express. Minimum 25 plants retail or 100 plants wholesale.

PLEASE INCLUDE 13¢ STAMP FOR LIST.

African Violets or Episcias

6 plants - Labeled blooming size (assorted) \$8.50
 12 Starter African Violet plants \$8.50
 6 fresh cuttings Episcias or columneas labeled \$4.60
 16 fresh cut - Labeled African Violet leaves \$4.40

All Postpaid Listing 30¢

MRS. LEONARD VOLKHART

Route 1, Russellville, Missouri 65074

CASTLE VIOLETS

614 Castle Road Colorado Spring, Colo. 80904

30 leaves, 2 each of 15 varieties; or 6 plants in 2½ inch pots; or 4 plants in 3 inch pots; all different, labeled, prepaid, \$7.00 Air Mail \$8.00.

Shipping from April to November

Fresh Cut A.V. Leaves

Hundreds of varieties, Episcia and Columnea cuttings available.

Grown under fluorescent lights.
 Stamp For Listing.

HIGH HAT AFRICAN VIOLETS

RFD #4 - E. Dunbarton Rd.
 Manchester, N.H. 03102

AFRICAN VIOLET LEAVES

Carole, Venture, Sugar Bear, Mark, Edith V. Peterson and Sweet Talk are just a few of the new varieties on my Fall list of fresh-cut leaves. Send 25¢ for your copy. Mail order only.

MILDRED V. WOODS

6009 Van Buren Pl. West New York, N.J. 07093

Fresh cut leaves Old & New Varieties

EPISCIAS

IRENE FREDETTE ORIGINALS

Please send 20¢ for 1976 list.

HEAVENLY VIOLETS

MRS. MARY V. BOOSE

9 Turney Pace Trumbull, Conn. 06611

BEAUTIFUL HYBRID AFRICAN VIOLETS

6 Assorted Labeled Plants \$7.65
 3.7-oz. Precise Timed Release African Violet
 Plant Food (8-11-5) \$1.75
 4-oz. Hyponex Plant Food (15-30-15) \$1.25
 Plants shipped May 1st through November 1st.

No List All Items Postpaid

HAPPY VIOLETS

Rt. 1, Box 482 Talladega, AL. 35160

For the Finest in Indoor Gardening!

ENJOY A FLORACART

World's Finest Portable Indoor Garden

For use with Rapid Start Fluorescent Lights!



ENTER YOUR

PLANTS IN

1977

AVSA CONVENTION

WIN A

FLORACART

NOTE—The manufacturers of the popular FLORACART are happy to again present a FLORACART (Model BA3 complete unit) as an award.

Class—The AVSA COLLECTION AWARD, composed of three different AVSA registered varieties of African violet plants. A member may enter only one collection and each plant must score 90 or more points.

- 1953—Mrs. Ronald B. Beaume, Detroit, Michigan
- 1954—Mrs. E. L. Perdue, Donaldson, Tennessee
- 1955—Rev. Harold L. Thompson, Birmingham, Michigan
- 1956—Mrs. L. A. Beck, St. Joseph, Missouri
- 1957—Mrs. J. R. Bush, Muncie, Kansas
- 1958—Mrs. Edward Casey, Rochester, New York
- 1959—Mrs. Clarence Kaidler, Bowling Green, Ohio
- 1960—Mrs. Alexander R. Colver, Brightwaters, New York
- 1961—Mrs. Joseph Frost, Indianapolis, Indiana
- 1962—Mrs. J. W. Shuey, Richmond, California
- 1964—Mrs. George Phillips, Arlington, Texas
- 1965—E. D. Wyke, Columbus, Indiana
- 1966—Mrs. Johnny Altorano, Miami, Florida
- 1967—Mrs. Karl C. Ohlson, Lynn, Massachusetts
- 1968—Mrs. Wallace Behnke, Newark, Delaware
- 1970—Mrs. Frank Luedtke, Racine, Wisconsin
- 1971—Mr. and Mrs. John Gutridge, Sun City, California
- 1972—Mrs. Irene Fiedler, Prescott, Wisconsin
- 1973—Brother Blaise, Harrisville, Rhode Island
- 1975—Elizabeth Behnke, Newark, Delaware
- 1976—Miss Rachelle Yerzer, Tallahassee, Florida

FloraCart is the original, most popular movable unit for easy indoor gardening! Raise luxurious African violets . . . force spring flowering bulbs and get strong plant from all seeds and cuttings! NOW every FloraCart comes with beautiful molded fiberglass trays (19"x49"x1½") . . . lightweight and strong, easy to keep clean, and impervious to moisture, chemicals, and weather! Choose from two FloraCart models: 3 Trays, \$92.07; 2 Trays, \$67.89. (Light Fixtures additional.) Rugged lifetime construction of aluminum tubing. Has smart new decorator type 2¼" casters. For the heavy-duty 4" casters shown in picture, add \$1.75. Equip your FloraCart with Combolite fixtures designed especially for flower culture, combining incandescent and fluorescent lights, proved superior to either one alone!

Write today for illustrated catalog. When you order, send check, money order or use Master Charge or Bank Americard. Give number.

Ohio residents add 5½% Sales Tax

**Tube
 Craft inc.**

1311C West 80th Street
 Cleveland, Ohio 44102


(Photos by Thomas Clark, Parma, Ohio)




**HAWLEY'S COMET (C. Hawley, hybridizer) – Grown by Mrs. Otto Fensel, Parma, Ohio
DUTCHMAN – Shown by Swift's of Dallas at Atlanta Convention**

(Photo by Burton)






Lyndon Lyon, Dolgeville, NY
 ... Best Display Table



The House of Violets, Camden, ARK
 ... Second Best Display Table




Swift's African Violets, Dallas, TX
 ... Third Best Display Table



Violets Atlanta, Atlanta, GA
 ... Honorable Mention



Buell's Greenhouses, Eastford, CT



Tinari Greenhouses, Huntingdon, PA

Commercials at Convention

Six AVSA Commercials proudly displayed their new introductions, their new seedlings and some of their beautiful hybrids at the Atlanta Convention.

Trophies for commercial display tables were awarded as follows:

Best Commercial Display Table, Lyndon Lyon of Dolgeville, NY with 157 points; second best, House of Violets of Camden, AR with 148 points; third best, Swift's African Violets of Dallas, TX with 134 points; and honorable mention, Violets of Atlanta of Atlanta, GA with 109 points.

Question Box



By Anne Tinari, Tinari Greenhouses
2325 Valley Road, Huntingdon Valley, Pa. 19006

Q. Dear Anne: I have a large collection of African violets and other plants. In watering I notice that I stir up tiny insects that fly and would like to know if you think they are springtails?

A. No, sorry springtails do not have wings. They are six-legged animals which move very rapidly and do possess a remarkable organ on the bottom of the abdomen like a tiny spring that allows them to leap in a very quick movement, but not fly in the air as per your description.

You may be referring to White Fly which can be very common where plant life thrives or even the fruit fly which can be transmitted so easily. I would suggest using an insecticide such as Malathion or Kelthane for the proper control of these insects.

Q. I suspect Cyclamen mite on a few of the plants in my collection. I do not want to mix gallons of sprays, as I use Malathion and it has such an offensive odor. Can I mix just a little to serve my purpose?

A. Yes, it has been reported to me that a scant 1/4 tsp to 1 pint of warm water should be sufficient for a few plants. Mix well and spray or mist when plants are completely out of sunlight and bright light. It is important to follow up the treatment every 7 to 10 days for proper eradication.

Q. I have tried so often to root leaves in several types of rooting medium, but they always rot off . . . what am I doing wrong?

A. Probably you are keeping the rooting medium too wet. Keep it only slightly moist, select mature firm healthy leaves to root, cut petiole to about an inch, dusting lightly with a hormone powder before inserting, firm them in well and you should have sprouts showing within 4 to 6 weeks.

Q. I am working with a soil pH of about 4.5. I have been advised to use more dolomite lime and how can I bring the pH up in plants that are already in pots? Must I change the soil? I have searched through AVSA magazines and cannot find an answer. What proportion of lime should I use?

A. Since your plants are already in pots and because your soil tests so acid, the best way to correct this at this point is by adding lime at the rate of 1/4 teaspoonful hydrated lime (dolomite) in 1 teaspoonful of water, add this mixture to 10 quarts of water, stir and carefully water around the top edge of the pots. People who have used this mixture report it takes several months to correct a severe acid condition.

Many soil formulas that people make contain the ground limestone. One in particular I have before me reads as follows: 4 parts course Peat, 5 parts Michigan Peat, 3 parts vermiculite, 1 part charcoal, 1 part dry cow manure, 1/2 part bone meal, 1/4 part ground limestone and 1 part sponge rock.

Q. Dear Anne: I am planning to move to Canada in the near future and cannot bear to leave the plants I love behind. I have heard many horror stories how they cannot be transported across the border. Can you give me any suggestions on how I can arrange to take them?

A. These horrors can happen when proper planning has not been made. May I suggest you contact your local Department of Agriculture. They should be able to inform you of what is required for you to bring them safely through.

It may also be a wise idea to first contact the Canadian Dept. of Agriculture and to ask what requirements are needed to bring plants safely across their border. Taking plants into Canada is done often by growers and individuals but you must have the proper certification.

Q. Dear Anne, please help me! I'm hooked! I became a member of AVSA last summer and after a few issues of the magazine was horrified at my ignorance of violet culture. Since I did a project in 5th grade, 23 years ago, I have been growing violets. Now I find them worthless since I have only one named plant. How can I go about naming my collection?

A. I can certainly understand your frustration in not being able to call your violets by their right name. However, in 23 years possibly many cultivars you possess are no longer carried by many

growers, so many new more floriferous and colorful cultivars have been developed.

However, my suggestion would be to look over any previous growers catalogs or lists where descriptions occur or any back issues of the AVSA magazine. Also go to your library and look up any violet books written in that period. I know there were at least a half dozen.

Also your local AV club may be very instrumental in recognizing many well-known types of that era.

Q. Some of my variegated foliage plants are beautiful, but why do they have a rosy pink color instead of the white? Is this due to environment such as strong light or long hours of fluorescent light? Please give me your opinion.

A. There are some types of variegated varieties such as the 'Tommie Lou' and the 'Nancy Reagan' which have a definite pink blushed variegation on their leaves. This is characteristic of these cultivars and is so beautiful adding to the charm they possess.

Q. Dear Mrs. Tinari: I am 13 years old, have approximately 150 violets. Recently I read an article on hydroponics in the encyclopedia, but it gave a formula for a 1000 gallon batches. I checked my school library but could find no information on the subject. Can you help me?

A. The only formula for hydroponics in that small a quantity was a formula given in a violet book by Montague Free back in 1949 in a book entitled "All About African Violets."

It reads as follows . . . "If you enjoy playing around with chemicals and like to mix things up, you can prepare your own nutrient solution as follows: 1 teaspoonful of nitrate of soda, 2 teaspoonfuls of superphosphate, 3 teaspoonfuls of Epsom salts, 1 teaspoonful of muriate of potash, 5 gallons of water. Shake up the ingredients separately in about a pint of water. After settling, pour off the clear liquid from each jar into a gallon container and fill up with water. Certain minor elements are needed by plants in very small quantities. Usually these are in fertilizer grade chemicals, but to make sure 1 teaspoonful (half the usual rate) of trace elements stock solution, made up as follows, may be added to 5 gallons of culture solution: 1/2 teaspoonful of ferrous sulphate, 1/4 teaspoonful of boric acid, 1/4 teaspoonful of manganese sulphate, 1/4 teaspoonful of zinc sulphate and 1 pint of water."

Q. I am so confused on the use of pesticides and what to use on the different insects. Why isn't

there one good general insecticide that would be safe for all our common violet ailments? Shouldn't a simple question receive a simple answer on exactly what to use, how much and when?

A. Not exactly, there are so many human elements to be considered, I have learned a question never tells you the full story. Many times one is given only a small clue to guide you but hard and fast rules, in my opinion, are never safe. I have found each circumstance is different where one reader would be very safe in using most any material suggested under specific directions, another can use it with great disaster. Always, too, should be considered children and pets in using any insecticide that may leave a residue. Environment also plays a very important role in the administration of any of these materials.

Q. I have problems with anthers on my plants showing definite pitted areas. My leaves and plants in general do not suggest thrip damage nor have I seen any insects in recent months. I am generally very successful in raising many violets, but last fall I introduced some begonia cuttings. Could this be the cause of a series of ailments I have encountered? I have dealt with most problems carefully and with good success, but the anther damage on many of my violets still persists.

A. The only anther damage I have ever seen of this type is where thrip was present. These tiny thin, less than an 1/8 inch, swift moving insects can lodge themselves in the throat of the blossom and never be seen. Though they do great damage to the anthers that will show pinpoint openings, sometimes by flicking a few of the flowers when this damage appears you can dislodge them. They possess a rasping, scraping type mouth organ that do damage.

It is quite possible your begonias may have infested your violets. I have seen begonias in great disarray when affected with this pest.

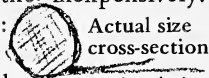
Q. Dear Anne, I have never pollinated any of my violets, and I am truly not interested in this phase of growing. However, I constantly find seed pods on my plants which is very annoying to me. How can this be?

A. It is quite possible that a fly, thrip or other tiny insect can transfer pollen from the anther to the stigma thus going through the same process by pure accident as the hybridizer, who very carefully chooses the plants which he uses in pollination. This can even happen with two blossoms brushing each other where pollen is brushed against the stigma and self-fertilization occurs.

TIP NO. 1 . . . In place of rings or collars I have

found an inexpensive solution to support my violet foliage.

There is a product on the market called "Vina-Foam," produced by the Macklanburg-Duncan Co. which works perfectly! It is vinyl covered polyurethane foam weather-stripping and can be purchased in a 17 foot package, rather inexpensively. On an end view it looks like this:



and comes with a package of tacks. Just measure the area around the top of your pot, leaving enough overlap so that one tack can handle both ends. Square pots usually take 4 tacks, round take 3-4. When done, your leaves will be resting on a soft, bed of foam instead of the sharp edge of the pot and the foam is encased in vinyl, so not worry as to shredding, water logging, etc. It can be run around the top, covering the pots rim or even using it under heavier leaves to give it more support.

TIP NO. 2 . . . From Lima, Peru came this tip . . . An ordinary enema bulb is very handy for watering plants without getting water on the leaves.

TIP NO. 3 . . . I wish to submit the following tip: — Don't ever give up on variegated plants, if they lose their white variegation in summer, simply persist. They do get a chlorophyll build up during the warm months, but cool temperatures will again bring out the beauty of the variegation. I am repeating the advice I got from you a while back and want you to know I persisted with a 'Tommie Lou' that now has at least 50 blossoms and is one of the most beautiful plants that has rewarded me for my patience.

COMING EVENTS

(Please send notices of "Coming Events" directly to the Editor; not to the Knoxville office. See Page 3 (Strictly Business—Your Business) for deadlines).

- | | |
|---------------|--|
| OCT. 7 - 10 | Wisconsin Council of AVC to present 13th annual show/plant sale in Center Mall of Brookfield Square Shopping Center, 95 North Moorland Road, Brookfield, WI. Fred Scudder, show chairman; Mrs. Joseph Hessel, president and co-chairman. |
| OCT. 8-10 | Ohio State AVS' 21st annual convention "I Never Promised You a Rose Garden", to be held at Kingwood Center, Mansfield, OH. |
| OCT. 16 | Alamo AVS of San Antonio, TX to hold annual African violet show and sale at Wonderland Mall. |
| OCT. 16 - 17 | Long Island Chapter of AGGS to hold show at John Anderson Bldg., Dept. of Recreation, 111 Oceanside Rd., Rockville Centre, NY. Oct. 16, 2:30 - 9 p.m.; Oct. 17, 1 - 6 p.m. Donation of \$.50 for all over 12 years of age. |
| OCT. 16 - 17 | AVS of Houston to hold 3rd annual show/plant sale, "Violets Are Heirlooms" at Hermann Park Garden Center, Hermann Park, Houston, TX. Plant sale will have 2,000 plants, including 1976 introductions, miniatures and gesneriads. No admission charge; public invited. Mrs. Edwin Glaser, show chairman. Oct. 16, 3 - 8 p.m.; Oct. 17, 11 a.m. - 5 p.m. Oct. 16 - 17, plant sale 11 a.m. - 5 p.m. |
| OCT. 20-30 | Jacksonville (FL) AVS to hold exhibit and plant sale in connection with Greater Jacksonville (FL) Fair in Jacksonville Veterans Memorial Coliseum. Weekdays, 5-11 p.m.; Saturdays, 10 a.m.-11 p.m.; Sun., 1:30-10 p.m. Admission \$1.50. |
| OCT. 23 - 24 | Naugatic AVS to hold fall show/plant sale at Boothe Memorial Park, Stratford, CT, Rt. 110, Oct. 23 - 24, 10 a.m. - 5 p.m. Admission free. |
| OCT. 23 - 24 | First Austin AVS to hold annual fall show/sale at the Austin Garden Center, Austin, TX. Mrs. Fred Young, president. |
| NOV. 12-13 | First AVS of San Antonio (TX) to hold annual show/sale at East Court North Star Mall, 10 a.m.-5 p.m. Lillian Gravis show chairman. |
| NOV. 13 - 14 | AVS of Southern California, composed of 1,000 growers and 23 affiliates, to sponsor annual show at YWCA in Glendale, CA, corner of Glendale Blvd. and Lexington Ave. Nov. 13, 1 - 8 p.m.; Nov. 14, 10 a.m. - 5 p.m. |
| NOV. 13 - 14 | Nutmeg State AVS to hold annual judged show at New Haven Motor Inn, Exit 59, Wilbur Cross Parkway, New Haven, CT. Nov. 13, 2 - 6 p.m.; Nov. 14, 10 a.m. - 5 p.m. Free admission, free parking. Public invited. |
| SEPT. 17 - 18 | Evening Violeteers AVS to hold display and sale of standards and minis at Crossroads Mall, Hwy. 29 and 51 West, Wausau, WI. Sept. 17, 4 - 9 p.m.; Sept. 18 9 a.m. - 6 p.m. |
| SEPT. 25 - 26 | New Jersey State AVS to hold show, "African Violet Excitement" at Quakerbridge Mall, Rt. 1, Princeton, NY. Mrs. Chris Leppard, show chairman. Sept. 25, 10 a.m. - 9 p.m. Sept. 26, 12 noon - 5 p.m. |

◆

Please send change of address to Knoxville office—NOT to the Editor!



Helen Freie
Affiliate Chairman
4854 N. Cedar Ave.
El Monte, CA 91732



September once again and time to acknowledge the affiliates that have given outstanding shows in this calendar year from January 1 to December 31, 1976. The first thing I must say is, the shows this year were all outstanding, the schedules are improving each year, which proves everyone is learning their lessons well. Even new clubs, staging their first show, did exceptionally well. I am proud of all of you! You asked my advice, I gave the best I could. You followed it, and the results were beautiful. THANK YOU!

Now, I have something of the greatest importance to say to all groups who are planning to affiliate with AVSA, PLEASE send to me, affiliate chairman, for the proper information on procedure to start a club. There is a form to be completed which gives me all the necessary information I need to affiliate your new club. By following this way, much time and unnecessary postage expense will be saved, plus your affiliate will be listed sooner in the magazine, I have at this time about a dozen new clubs that I cannot recognize because I am waiting for further information from them. Hurry and get the forms back to me so you can be recognized in the January issue of the AVSA magazine. Always remember the publication dead lines for the magazines. Read "Dead line" dates on page 3 of the Magazine. The list of affiliates winning the Standard Show Awards with a score of 90 or more points is as follows with show theme and chairmen:

The Central Florida AVS, "American Treasures with Violets", Suzy Johnson.

Upper Pinellas AVS, "Celebrate with Violets", Mrs. Charles J. Bird.

The New Orleans AVS, "Violets for America", Miss Jane Baker.

The Violet Harmony Club, "Spirit of '76", Miss Maxine V. Beam.

T.H.E AVS of Birmingham, AL., "America The Beautiful", Mrs. Ruby Eichelberger.

AVS of Minnesota, "A Quarter Century of Violets", Mrs. W. F. Tobin.

The Rhode Island AVS, "R I '76", Henry G. Vivier Jr.

The Alexandria AVS, "Happy Birthday America", Dr. J. B. Jung.

The Shreveport AVS, "Parade of Violets '76", Mrs. Jon Morris.

The Fort Worth AVS, "Our Bicentennial with African Violets", Mrs. D. A. Strange.

The Baton Rouge AVS of Baton Rouge, "Violets Declare Independence, 1975-76", Miss Shirley Vogler.

AVS of Utah, "Spirit of '76", Mrs. J. N. Jorgensen.

The First AV Study Club of Ashtabula, "Violets in Grandmother's Kitchen", Mrs. Clyde Rosaa.

The Merrimack Valley AVS, "Violets 1892 Yesterday; 1976 Today, 2000 Tomorrow," Margaret Peopoaki.

The First AVS of Wichita Falls, "African Violets Salute America's Bicentennial", Mrs. Charles Ramser.

Bergen County AVS, "The Violets Are Coming", Mrs. Robert Meyer.

Parmatown AVC, "Violets Celebrate The Bicentennial", Alice De Salva.

Copper City AVS, "Violets In The City of American History," Mrs. G. E. Kieput.

The First AVS of Dallas, "African Violet and the Bicentennial", Mrs. T. L. Wheeler.

Sparkling Waters AVC, "The Violets Are Coming", Mrs. Julius Fargeot.

Metropolitan AVS, "Violets '76", Mrs. Maude Teater.

First Arlington AVS, "Time Marches On", Mrs. Don Nichols.

The Long Island AVS, "The Spirit of '76", Mr. Howard W. Kröll.

Old Dominion AVS, "Star Spangled Violets", Mrs. R. Cordova.

Ventura County AVS, "This Is My Country", Mrs. Haradelle E. Downing.

Windsor AVS, "Cradle of Liberty", Mrs. W. W. Helmstetter.

Naugatonic AVS, "Red, White and Blue - And African Violets Too", Mrs. Arnold Haeussler.

AVC of Greater Kansas City, "In the Spirit of

'76", Mrs. Myra Bacharach.

AVS of Syracuse, "Violets Americana", Mrs. Hugh Waeld.

The First Austin AVC, "African Violets in Our American Heritage", Mrs. Mary Lee Templeton.

The AVC of Greater Kansas City, "African Violets in the Spirit of '76", Mrs. Myra Bacharach.

First AVS of San Antonio, "1976 in Full Bloom", Lillian Gracis.

The AVC of Trenton, "American Heritage," Harold G. Black.

Metropolitan St. Louis Society Council of Clubs, Mrs. Jane Francis.

The AV Study Club, "Saintpaulia's Salute to the Bicentennial", Mrs. Ed R. Davis.

AVS of South Bay, "Much ado about Violets", Mrs. John C. Maher.

The First New Orleans AVS, "Bugles, Drums and Violets", Mrs. Lee Ann Alexander.

The Montgomery AVS, "America the Beautiful", Mrs. O. O. Sislery.

The Atchafalaya AVS of America, Mrs. Alice Ramirez.

Memphis & Shelby County, "African Violets Say 'Happy Birthday' U.S.A.", Mrs. Carl A. Pair, Jr.

Haines City AVS, "Centennial Parade of Violets", Mrs. Warren B. Partain.

Delaware AVS, "Violets of the First State Salute the Bicentennial," Mrs. Stanley Crewe.

North Shore AVS of Long Island, "America The Beautiful", Mrs. Alfred Tirmzmalis.

Mid South AVS, "Travel the World With Violets", Mrs. Betty Trigg.

The Town and Country AVS, "Mankind United in African Violets", Mrs. Betty Trigg.

The Town and Country AVS, "Mankind United In African Violets," Mrs. James Haas.

This month we welcome into affiliation these new clubs.:

The AVS of Cobb County, Mrs. Donna C. Hamby, 3810 Plumcrest Rd., Smyrna, GA 30080.

NASA Area AVS, Mrs. Travis DuBoise, 16202 El Camino Real, No. 824, Houston, TX 77062.

San Juan AVS, Mrs. M. K. Heath, 6302 Foot-hills Dr., Farmington, MN 87401.

The AVS of Valdosta, Mrs. P. D. (Joan) Adams, Jr., Rt. 2, Box 510 A, Valdosta, GA 31601.

CAN YOU HELP?

Michael E. Blankenship, 112 Albemarle Ave., S.W., Apt. 1, Roanoke, VA 24016 like to obtain leaves or plants of 'Frosty', 'October', 'Mosaic Plum', and 'Cindy'. "I've been vainly searching for them", he explained.

YEARBOOK ENTRIES FOR 1977 CONVENTION

Mrs. H. Nicholas Hansen
Yearbook Judges Co-ordinator
708 Wyndale Road
Jenkintown, PA 19046

The 1977 yearbook entries for the St. Louis convention show yearbook class will be judged by the New Jersey Council of African Violet Judges. The chairman will be Mrs. Christine Leppard, 413 Washington Avenue, Westfield, NJ 07090 and yearbook entries should be sent to her not later than March 1, 1977. Two copies of the book should be sent to her and if an acknowledgement of safe arrival is wanted a self-addressed postal should be enclosed with the entry.

Miss Nancy Willets, 1976 yearbook judges chairman, suggests that the books can be sent at book rate or 4th class mail and that they can be insured for 20 cents. They should be adequately protected in wrapping so that they do not arrive in a dogeared condition by careless handling in the mail. Protection with cardboard or corrugated paper is sufficient and they should be stamped DO NOT BEND and HANDLE WITH CARE. She also urges affiliates, and in particular yearbook committees, to follow the guidelines and the Handbook by Ruth G. Carey, pages 64 - 68.

PARLIAMENTARIAN OFFERS ASSISTANCE

Any AVSA affiliate may request assistance on parliamentary questions from Mrs. Edmundson, AVSA Parliamentarian. There is no charge except a self-addressed stamped envelope with your question.

Address your question to Mrs. Thomas J. Edmundson, 4605 N.W. 45th St., Fort Lauderdale, FL 33319.

NEED A BOOKLET?

Extra Guide Booklets for Affiliate Presidents and AVSA Representatives may be purchased at \$1.00 each. If you need and want any of these extra booklets just send a check, made out to AVSA, to AVSA office, P. O. Box 1326, Knoxville, TN 37901.

The booklet outlines the duties of an Affiliate president and AVSA Representative and tells the proper manner to conduct a business meeting and the enactment of motions.

REGISTRATION REPORT



Adele Tretter
4988 Schollmeyer
St. Louis, MO 63109

The following registrations have been received during the period from February 28, 1976 through May 31, 1976

BEGINNER'S LUCK (2803) M-PX s-d S-M 3/9/76

Mrs. R. L. Pritchett, 1206 Castle Hill, Austin, TX 78703

CHERRY HILL (2804) R 2 dc S-M 3/15/76
Rowell Yerman, Rome, NY

CHERISHED HOPE

CHERISHED HOPE (2805) P-W 3 df S 3/29/76

DIXIE DANDY (2806) P 35 d L 3/29/76

PINK SNOW (2807) L-P 3 df S 3/29/76

SAY YES (2808) P 2 df S 3/29/76

SNOWBALL SPECIAL (2809) W 3 d S 3/29/76

SOMETHING ELSE (2810) P-RX 3 d S 3/29/76

SONG SUNG BLUE (2811) M-B 3 d S 3/29/76

SWEET SURRENDER (2812) P 2 d S 3/29/76

THRILLER DILLER (2813) RG-E 3 df S 3/29/76

VERY PEACHY (2814) L-PX 3 df S 3/29/76

VERY RASPBERRY (2815) P-O 3 d S 3/29/76

The House of Violets, 936-940 Garland SW, Camden, AR 71701

MARIA-ELAINA (2816) R-PXW-E 23 d S 4/9/76

Mrs. Harold Keenahan, 38 Sagamore Dr., Rochester, NY 14617

MARGE WINTERS (2817) VX 37 s S 4/9/76

Mrs. Robert S. Riquelmy, 4813 Saxon, Bellaire, TX 77401

VALARIE LYNN (2818) L-PX 56 d S 4/17/76

Stanley L. Brown, 8 Avon Pl., Cambridge, MA

DICK BELL (2819) L-BX 2 s M 4/21/76

Martha Tucker, 2 Duke St., Bellmore, NY 11710

CHARISMA (2820) VW-E 6 d S 4/22/76

DELTA DAWN (2821) D-P 3 df S 4/22/76

FLOWER POWER (2822) R-P 3 df S 4/22/76

GREAT MUSIC (2823) PX 3 sc S 4/22/76

JOY BELLS (2824) M-BRC 2 s-d S 4/22/76

MY VALENTINE (2825) P-R 3 d S 4/22/76

NANCY KELLY (2826) VW-E 25 s-d S 4/22/76

PAPER LACE (2827) P 2 d S 4/22/76

PINK SURPRISE (2828) P 5 df S 4/22/76

RODNEY (2829) D-B 2 d L 4/22/76

SATIN SHEEN (2830) L-P 2 df S 4/22/76

TONY (2831) R 3 df S 4/22/76

The House of Violets, 936 Garland St., Camden, AR 71701

DUFFY (2832) V 27 d S 4/26/76

MURPHY (2833) WBC 37 d S 4/26/76

Vincent M. Ozimek, 21 Norwood Ave., Albany, NY 12208

CALIFORNIA SUNRISE (2834) RW-E 57 df S 5/10/76

Pauline Bartholomew, 172 W. Elfin Green, Port Hueneme, CA 93041

MOUNT CURRIE (2835) OX 29 d S 5/10/76

MOUNT GARIBALDI (2836) O 35 df S 5/10/76

H. Gethen, No. 3/1040 Parker St., White Rock B.C., Canada

BECAUSE (2837) L-P 5 s-d L 5/17/76

CROCUS (2838) PX 9 s-d S 5/17/76

DUM DUM (2839) V 2 d L 5/17/76

DUTCHMAN (2840) M-B 35 s-dc L 5/17/76

DUTCH MISS (2841) PX 3 d L 5/17/76

DUTCH STARS (2842) BW 35 s-dc L 5/17/76

ENGAGED (2843) P 23 s-dc L 5/17/76

FRENCH LILAC (2844) OX 35 df L 5/17/76

FUTURISTIC (2845) PW-E 28 d L 5/17/76

JACK (2846) B-VW-E 2 s-d L 5/17/76

MULBERRY (2847) D-R-O 39 d L 5/17/76

PAINTED ORCHID (2848) OV 2 s-d L 5/17/76
PINK-I-THINK (2849) P 29 d L 5/17/76
PRETTY PANSY (2850) O-V 2 s-d L 5/17/76
PRETTY THING (2851) D-PX 23 d L 5/17/76
ROSY PLUS (2852) PX 25 d L 5/17/76
SOUTHLAND GRAPE (2853) V 3 df L 5/17/76
SOUTHLAND ROSE (2854) D-P 3 d L 5/17/76
Swifts' African Violets, P. O. Box 28012,
Dallas, TX 75228

MELVA NELSON (2855) OX 359 df L 5/24/76
Edd Stretch Smith, 4136 Flora Place, St. Louis,
MO 63110

PURE CHLOROFORM (2856) O 2 s & d S-M 5/29/76
PURE GLUCOSE (2857) P 5 dc S 5/29/76
PURE HEXANE (2858) P 2 s&s-d S-M 5/29/76
PURE METHANOL (2859) P 29 s S-M 5/29/76
PURE SUCROSE (2860) B 5 dc S 5/29/76
PURE WATER (2861) WBC 2 s S 5/29/76
Ronn Nadeau, 2104 Butterfield, Maryland
Hgts., MO 63043

RESERVATIONS

The following reservations have been received during the same period as above:

FLOWER TIME - *CANDY MAN* - *REVEREND BLADES* - *KATHRYN ANN* - *LEGEND OF LOVE* - *GEM DANDY* - *PLUM BEAUTY* - *COUNTRY GENTLEMAN* - *REED'S PICCADILLY* Reserved by C & R Reed (House of Violets), Arkansas 3/29/76

GERTRUDE TAYLOR Reserved by Mrs. H. G. Cook, Beaumont, Texas.

CORRECTIONS

The following corrections should be made on your March 1976 registration list. There will not be the regular ten year list of registrations in the 1977 magazine. The list will be only the registrations for the past year as all other registrations from 1948 will be in the African Violet Master Variety List. This should be available the early part of 1977. There will not be a MVL supplement in the September magazine.

On leaf type add an o for a compound or bustle back leaf.

On plant size add M-T for miniature trailer and S-T for standard trailer.

Corrections LEAF TYPE - *Longifolia* 1

BRIGADOON - Registration No. 2014

BLUE SPRITE - M not S
COUNTY BELLE not Country Belle
GENNIFER STAR - change to Jennifer Star and change to the J column
MAAS'S GEORGIOUS AND MAAS'S RED BUTTONS to Maas' Georgious and Maas' Red Buttons
NYMPH FLY - S-M
PIXIE BLUE - M-T
PIXIE PINK - M-T
TEXAS RAINBOW PVC 239 dc S
SUSIE KRAUS - OPC 239 dc S
WHITE MOON - W2 DC S Not S-M
RUTH DODGE - V 247 d S

PLEASE when sending for information that needs a return letter, enclose a self addressed STAMPED envelope.

Getting Started

Mrs. W. F. Anderson
360 Tulip Dr.
St. Louis, MO 63119

Mrs. Virginia Hamilton, president of the Inner City AVS, St. Louis, MO, organized a group of friends to form this recent addition to AVSA's family of affiliates.

From personal experience, she knew the difficulty of assembling material to cover all phases of propagation and growing violets. A basic kit of the supplies needed was determined and members were delegated to secure material and help package the kits.

A member was assigned to find only one item which saved time, mileage, and by buying in quantity, some cost. For ten members the material assembled and divided into ten kits cost members a little more than five dollars each.

The materials purchased were: two bushels of Cornell soilless potting mix; 100 plastic pots in each size - 2¼, 3, and 4 inch; 10 boxes of Hyponex fertilizer; 8 ounces of Rootone; 500 Thriftee markers; 100 yards No. 24 nylon seine twine and 16 yards of No. 4½ nylon for wicking; and 1 large bag of vermiculite.

In addition to this club, Mrs. Hamilton is assisting in the organization of two other new clubs. I am sure they will use this great idea.

PLEASE BE PATIENT

If your article or picture has not been printed in the magazine please be patient. As soon as space is available, it will be used.

WORKSHOPS:

Spread the Word! Write About Violets

Edward Bradford of New York City, AVSA affiliate publications chairman and editor of the New York City AVS publication, "The Saint-paulian", and Mrs. Roy Lockhart of Birmingham, AL, editor of The Dixie News, conducted workshops at the AVSA Atlanta convention, both workshops dealing with writing, one about African violets, the other about "spreading the word" through affiliate newsletters.

Bradford urged his hearers to "spread the word" by sending in articles to the African Violet Magazine and to start publishing affiliate newsletters.

"If you can't write, you know you can talk," he said. "So just put down on paper your thoughts, experiences and feelings about violets. The editor will take care of the rest."

He pointed out that the purpose of an article falls into three categories: (1) To inform, (2) to demonstrate, (3) to compare. In demonstrating, he suggested the writer use simple line drawings and brief explanations. As an example, he told how an article "How to Foil a Pot" could be illustrated with simple sketches and drawings.

"We need to provide information to our new readers and even to our older readers," he explained.

The comparative method could be handled through an explanation of wick watering as compared to top watering and bottom watering. Advantages and drawbacks of all three methods could be explained, he added with simple sketches for illustrations.

He cautioned his hearers to take into consideration the kind of readers to whom they'd be writing: Novice or experienced, their ages, and their professional interest and background.

In presenting the material, the writer could use several methods: (1) Expository – telling the story of what happened step by step; (2) outline; (3) pictures with descriptive captions or line drawings; (4) just a list; (5) question and answer – write the question and supply the answer.

"Don't be afraid!" he cautioned. "Begin! Start putting things down. The hardest thing is to get started.

"After you get a whole mess of garbage on paper, start grooming it, just like you do your violets! Use correct English and correct terminology. Don't try to write elaborately or flowery. Don't

write over the readers' heads."

Mr. Bradford called attention to the many regional, state and local publications of various AV groups throughout the nation.

Catherine Hawley of Painesville, OH, an AVSA director and editor of the Ohio State AVS Newsletter, described the various kinds of articles to be written for a magazine or newsletter: Cultural articles, human interest stories, and personal experience stories where the reader identifies with the writer.

Mrs. Hawley pointed out certain rules to follow: Be natural, don't be flowery; use the dictionary; start with a catch phrase to stimulate interest; let the first paragraph be a synopsis of the whole article; build the article around it, then write the body of the article, and the conclusion.

Hazel Lewis of Huntsville, AL, former editor of The Dixie News, described various kinds of publications and reminded her hearers that the needs of the readers should be the first consideration.

In the opinion of Pauline Bartholomew of Port Hueneme, CA written communication is the greatest single factor responsible for the growth and success of The African Violet Society of America, Inc.

Here's what she said:

"The African Violet Magazine is the link that gives all of us access to the knowledge and plans of our national society. In the same respect, a newsletter can play a vital part in the success of your affiliated society.

"Whether it is a brief one-pager or an elaborate multi-paged publication, a monthly newsletter can be your most valuable tool in creating enthusiasm and encouraging attendance in your organization. It can serve as a notice of meetings as well as a communication medium.

"Announcements and reminders are often forgotten as soon as they are made. Put them in writing."

Mrs. Bartholomew related how the affiliate newsletter could carry specific instructions concerning field trips, picnic and special projects; reminders concerning hostess duties; when dues are due; annual show plans, instructions and progress to spark enthusiasm and participation in the show; acknowledge special contributions of members; decisions and recommendations by the Board published in advance to give members a chance to

consider them; growing tips and cultural advice from members; re-prints of interest from other publications; birthday people of the month; list of supplies or library publications available; treasurer's report so members will know where money goes; thumbnail sketch of the minutes of the Board; and an enthusiastic program writeup to inspire members to attend.

Mrs. Bartholomew concluded:

"All of this information in printed form is better retained and cuts down the time spent on business and announcements at your meetings. The more time you devote to violet talk and culture at your meetings, the better your attendance will be."

Mrs. Lockhart stressed the importance of observing deadlines and how impossible it is on occasions to get one more line of type in a magazine or newsletter after it had been set up.

19-Year-Old Is Life Member

Mark Steven Eggink is just 19 years old — but he's an AVSA Life Member.

And not only that but he's an AVSA judge and served as the 1976 president of the Bellflower AVS. He has also served his club as vice president, treasurer and chairman of various committees.

"There are four people who helped me greatly in acquiring such an interest in African violets and in AVSA, too," he explained.

These four people are Andy and Carol Anderson, owners and operators of the Green House of Bellflower, CA, Helen Freie, AVSA Affiliate chairman, of El Monte, CA and Pauline Bartholomew, an AVSA member, of Port Hueneme, CA.

"I've worked for the Andersons for nearly four years," Eggink said, "They started my initial intrigue and I have obtained a wealth of friends and information which I could have gained nowhere else. Mrs. Freie persuaded Andy and me to attain our 'judgeships'. And the inexhaustible Pauline Bartholomew invariably answered all my numerous questions."

The young AVSA member works a 40-hour week at The Green house and attends Cerriots Junior College. He will transfer to Long Beach State University this fall.

NEMATODES

Did you know that nematodes travel by a swimming motion from one pot to another in damp or wet gravel or other material you have in the trays on which the plants stand?

Wide Acclaim To Tinari Book

Dedicated to AVSA on its 30th anniversary and to its vast membership and devoted officers over the past 30 years of progress and growth, Anne Tinari's recently published book, "Our African Violet Heritage", is receiving wide acclaim.

In her foreword Mrs. Tinari, who conducts the "Question Box" for the African Violet Magazine, tells of her introduction to African violets more than 30 years ago and how she and her husband, Frank, became ardent Saintpaulia enthusiasts. The Tinaris now operate Tinari Greenhouses in Huntingdon, PA.

The book recounts Mrs. Tinari's experiences with African violets, the organization of AVSA, a description of the first convention held in Atlanta, GA, the first 10 varieties listed by Armacost & Royston in their catalog in 1935, years of progress and growth, questions asked in "Question Box" and answers, and a look to the future.

The book is filled with African violet pictures — 'Blue Boy', 'Norsemen', Saintpaulia species, and early cultivars — as well as pictures and descriptions of types of blossoms and foliage.

"Collecting African violets in the early days consisted mostly of accumulating light and dark blues, purples and lavenders", Mrs. Tinari wrote, as she proceeded to tell of the breakthroughs on pinks and whites.

"These distinct color breaks, possibly more than any other specific factor, were partially responsible for the real violet fervor that followed," she added.

"The future of the most popular houseplant of our day, the African violet, has grown to unlimited horizons", she concluded. "We are at present one of the largest plant societies devoted to one plant in existence. Our membership of this writing stands at 18,516." (Since the publication of the book the membership has reached over the 21,000 mark).

COMING ALONG!

We're coming along — and fast, too! Ruth Carey, AVSA Shows and Judges chairman, reported at the AVSA board meeting in Atlanta, GA that during the past year 23 judging schools had been held this past year. A total of 206 qualified judges' certificates were issued in addition to 54 Lifetime Judges certificates.

**STATEMENT OF CASH
RECEIPTS AND DISBURSEMENTS**

**THE AFRICAN VIOLET SOCIETY
OF AMERICA, INCORPORATED
YEAR ENDED FEBRUARY 28, 1976**

RECEIPTS:

Memberships:	
New	\$ 41,339
Renewals	71,768
Other	6,345
	<u>\$119,452</u>
Advertising	9,725
Back issues	1,445
Research	2,644
Library rentals	981
Plant registrations	596
Variety lists	1,471
Binders	1,335
Booster fund	576
Interest (less \$447 transferred to life membership receipts)	7,506
Emblems	1,985
Conventions	3,964
Cultural folders	3,957
Entry tags	318
Semiminiatures & miniatures list	795
Shows and judges	131
Other	11
	<u>\$156,892</u>
Total Receipts	

DISBURSEMENTS:

Magazine	\$ 71,261
Services and payroll taxes ..	22,673
Office supplies and expenses	4,785
Annual business meeting ...	1,010
Variety lists	1,512
Postage	7,245
Conventions	951
Rent	2,120
Committees	3,956
Cultural folders	5,677
Emblems	1,182
Professional services	700
Binders	1,039
Foreign exchange and bank charges	75
Officers' expenses	584
Research grant & expenses ..	3,010
Entry tags	472
Semiminiatures and miniatures list	944
	<u>\$129,196</u>

EXCESS OF RECEIPTS OVER

DISBURSEMENTS \$ 27,696



*To change or correct your address
ATTACH LABEL HERE
from your latest issue
the African Violet Magazine
Please Notify Us 6 Weeks in Advance
African Violet Society of America, Inc.
P. O. Box 1326
Knoxville, TN 37901*

Name _____

New Address _____

City _____

State _____

Zip _____

**PARK NURSERIES
SHIPPING AGAIN**

Park Nurseries are back in business again and started shipping violets Sept. 1.

Formerly located at 1200 St. Clair Avenue in St. Paul, MN, Park Nurseries suffered a disastrous fire and for months have been operating in rented quarters.

New greenhouses are being constructed at Stillwater, near St. Paul, on a 150-acre tract, according to Vern Lorenzen, Park Nurseries manager, breeder and hybridizer.

"We are sorry we haven't been able to meet our deadlines, but we've started shipping now," Lorenzen explained. "We hope our customers haven't been too inconvenienced."

NEED IDEAS!

Do you have any ideas on home plans for building plant stands or lighted stands?

At the Atlanta convention several persons expressed an interest in such stands. If you've built such a stand or stands, how about describing the procedure and also sending a sketch of your finished product to the Editor?

"In The Beginning"

Mrs. Wayne W. Schroeder
1739 N. 74th Court
Elmwood Park, IL 60635

If you are an expert — a blue ribbon winner — in growing African violets, please do not read this article. But if you are one of the thousands of new AVSA members we hope this information will help you to understand the very basic need of the violet . . . to be potted in a good growing medium which we commonly call the "soil".

Books are full of recipes for soil, of explanations of pH and of ways to fertilize and water your plants. What is so often not told is what basic materials are needed for a potting mix and how to use them once they are assembled.

Please always remember that materials available in one part of the country are not always available in other parts. Shipping costs are high and therefore people that harvest peat, for instance, may flood the market with their products in their own area but be unable to send it into other areas. If you find this true ask for a local product that is similar in nature. Also remember that local water and temperature may have a decided effect on your growing set up and the potting mix you use. With this in mind let us proceed.

A friend with many years of experience in violet growing insists that the finest basic potting mix will include peat moss, perlite and charcoal . . . First, look at peat moss, which is a partially decomposed organic matter formed under water in bogs and swamps. The modern gardener uses it as a substitute for the compost pile. It is normally acid and depending on the water in your area, it may need lime added to it. In many parts of the country the water contains enough lime to compensate for the acid in the peat. There are many types of peat: German, Canadian, domestic and all-purpose peat, which is a mixture of several kinds. Peat is dark brown to black in color. Always look for the word "sterilized" on the package because if it is not sterilized by the producer it must be treated by you to kill any insects in the peat. All soil contains living organisms, both good and bad. Peat may be purchased in garden centers, hardware stores and also from advertisers in the African Violet Magazine. When you are buying it look closely to ascertain if it is loose in texture and without an assortment of sticks and other debris. Since the potting mix for your plant should be loose to insure good drainage, the texture of the peat must be loose or porous. Most plants suffer when the oxygen supply to their roots is cut off

by heavy or clayey soil. Another characteristic of peat moss is that it conserves enough soil moisture to prevent too rapid evaporation.

Once you have obtained the peat moss the next purchase should be perlite (or Sponge Rok, a trade name). Perlite acts to loosen the soil for the violet's root system. It is made from volcanic lava. The lava rock is broken into small pearl-like bodies or pebbles. They are usually grayish, waxy or pearly. Since perlite is sterile the risk of disease is avoided. There is no food value to perlite. It is used only to lighten the peat moss to encourage a good root system. This product may be purchased at the same sources as the peat moss.

If perlite is not available to you, perhaps you can purchase agricultural vermiculite. Vermiculite, which is expanded mica, serves the same function in the potting mix as perlite. There are many sizes or grades although most growers prefer the large or Zonolite grade. Do not use the vermiculite that is prepared for housing insulation since this product may be chemically treated and will in many instances injure the root system of your plants. Purchase only the agricultural grade.

The final additive is charcoal which acts to keep the soil from becoming sour. It may also be purchased at the same sources as the peat and perlite. Charcoal No. 10 grade is finely ground and will work into the soil well. Do not use briquets or any product prepared for grilling or barbecues. This charcoal has been treated and will harm the plant.

Now that all material is assembled let us put it together. Using a one quart measure combine 3 quarts of peat moss, 2 quarts of perlite and ½ cup of charcoal. If you wish you can add one tablespoon of horticultural limestone (Dolomite) to the mix to keep the peat from becoming too acid as the plant grows in it. After mixing well it is time to sterilize the mix if the manufacturer has not already done it. Place the soil in a plastic bag. Make up a solution of one quart of water to which is added ½ teaspoon of Cygon 2E. Moisten the soil with this solution until it is wet, not soggy, and seal the plastic bag. Be sure to aerate or mix it thru about every three or four days. It can be used after two weeks. This time span has given the Cygon time to eliminate most of the soil insects. The Cygon may be purchased from African Violet Magazine advertisers. Use the Cygon carefully. It was manufactured to eradicate insects, not people.

Since this mix does not contain fertilizer it must be added as you water the plant. When buying fertilizer examine the container and look for the analysis of the product. It will be found in the three numbers which indicate Nitrogen, Phosphate, and Potash content. Newly potted plants can be given waterings of a 10-10-10 fertilizer every watering but using $\frac{1}{4}$ of the suggested amount. As your plant grows alternate fertilizers having a higher middle (Phosphate) number for bloom, and a higher first (Nitrogen) number to encourage plant vitality.

As you gain experience in growing African violets you will want to make changes in the basic formula given here. Perhaps you will experiment with adding fertilizer to the mix or you will incorporate disease preventatives if you are fighting a specific ailment. When you decide to experiment, do not do it with all plants at once. Gingerly try a few at first to study the reaction. Each one of us has a different recipe to fit our particular needs and growing conditions. When each of us places prime importance on basic information, we have the source of a fine beginning especially for raising African violets — a good potting mix or “soil”.



GET AWARDS: Mr. and Mrs. Lester S. Nettleton of Trumbull, CT both won awards at the Sparkling Waters AVS Bicentennial show, “The Violets Are Coming.” Mrs. Nettleton is shown with ‘Bold Lad’, which with ‘Roma Rose’ and ‘Plain and Fancy’ won her the AVSA Best Collection Award (gold rosette), and Mr. Nettleton is shown with ‘Jason’, which received a special award for the President’s Challenge in the men’s entry.

RESEARCH:

Genetic Project Now Under Way

The removal of many materials by the USDA makes the researcher hesitate that his work will be in vain if laws are not more permanent as to materials which can be used, Frank Tinari, AVSA Research chairman, told African violet growers and commercials at the AVSA Atlanta convention.

“In many states commercial applicators are required to have a license, which is issued only after study and examination which must be passed before issuing of license,” he explained. “This applies even to the individual greenhouse grower in some instances.”

In his report on the genetic project under the direction of Dr. Richard Craig of Penn State University under a two-year AVSA grant of \$6,000, Mr. Tinari told of meeting with Dr. Craig and his students who are working on the project.

“The money being paid by AVSA will go to pay for students working on this project who otherwise could not afford to attend this university.

“We discussed possible seed bank administered by the college to the AVSA membership at a nominal cost as a volume of seed will be produced which would be impossible to flower without wide distribution. Any new color break that would appear should be kept and sent to Dr. Craig for evaluation.

“Needless to say the future of Saintpaulia lies in developing new color breaks. As this occurs it opens up a whole series of new color combinations. On this very valuable trip I spoke with the students working on the project. It will be used as a thesis for some of them for the year’s work. I saw hundreds of seed crosses being made, chemical, colchines and isotopes are all being used.

“Possible avenues for future progress may arise which can be explored for further research.”

IN MEMORIAM

There is never a life without sadness and never a heart from pain at losing someone you’ve known and loved. The Magic Valley Saintpaulia Club of Twin Falls, Idaho, felt that loss when God relieved Mrs. Alice Prescott from the fields of harvest June 5. Mrs. Prescott had been a longtime member and had served as president and secretary-treasurer. A happy person and a violet lover, she always shared with others. None ever talked to her without the feeling of learning more about arrangements and violets.



Musings from the "Mini-Mam"

Mrs. Sidney (Ellie) Bogin
Chr. Miniature and Semimini Class
39 Boyd Street
Long Beach, NY 11561

Harold Black of The AVS of Trenton, NJ has something to crow about. He has really put the miniatures on the map! Here are his awards:

AVS of Trenton

Tri-Color, Best in show, "Blue Sprite", best under 10", best mini; AVSA Best Collection, (gold rosette), 'Sweet Pixie', 'Icicle Trinket', 'Junior Miss'; NJ Council State Award, 'Lil Red Wagon', 'Gay Border', 'Dancing Doll'; Best Semi, 'Tanager'; Best variegated, 'Midget Valentine'; Sweepstakes, 40 blues on minis, Harold Black.

Can you beat that?

AVSA - Atlanta Convention:

Best Mini, 'Midget Mischief', Nancy Hayes; Best Semi, 'Icicle Trinket', Mrs. C. S. Quinstead.

AVS of Greater New York:

Best Mini, 'Ale', Floyd Bingham; Best Semi, 'Dora Baker', Ruth Alexichiek.

Columbus AVS, Columbus, Ohio:

Best Mini, 'Midget Valentine', Best Semi, 'Bloom Burst', Emily Savage.

Long Island AVS:

Best Mini, 'Little Red', Pat Hengeveld; Best Semi, 'Cherry Hill', Best NY State AVS Collection, semis, 'Cherry Hill', 'Cheer U', 'Lover', Ellie Bogin. Best NY State AVS Collection, minis, 'Blue Sprite', 'Midget Flame', 'Midget Mischief', Martha Tucker.

Metropolitan St. Louis AVS:

Best mini, 'Window Blue', Mrs. Fred Steffen; Best semi, 'Methanol', Dr. Ron Nadeau; Best collection minis, 'Sweetie Pie', 'Midget Valentine', 'Midget Bon Bon', Mrs. Charles Gaines; Best collection semis, 'Fire Buff', 'Little Cupcake', 'Fuchsia Fire', Mrs. Fred Steffen.

New York City AVS:

Best mini, 'Little Red Wagon', Frank Delly; Best semi, 'Candy Trinket', Ed Bradford; Best NY State AVS collection minis, 'Little Precious', 'Lil Red Wagon', 'Wee Admiration', Frank Delly.

North Shore AVS:

Best Mini, 'Blue Sprite', June Weber; Best semi, 'Royal Trinket', NY State AVS Collection minis, 'Cuddles', 'Cradle Song', 'Tiny Sparkles', Jean Johnson.

Sweetwater AVS:

Best mini, 'Little Cheer', Best semi, 'Royal Trinket', Best NY State AVS Collection minis, 'Tidee Bug', 'Window Blue', 'Little Dogwood', Jean Johnson.

The AVS of Staten Island:

Best mini, 'Blue Sprite', Chris Leppard; Best semi, 'Little Chrissy', Marge Castiglia; Best NY State AVS Collection minis, 'Baby Pink', 'Baby Dear', 'Blue Sprite', Chris Leppard; Best NY State Collection semi, 'Little Chrissy', 'Wild Lemon', 'Coral Satin', Ray Dooley.

The Naugatonic AVS:

Best mini, 'Double Green', Mrs. Julia Porokop; Best semi, 'Royal Trinket', Mrs. Julie Adamss.

There have been questions raised, in recent shows, pertaining to the authority of the Miniature Variety List when it differs from the registered list or Master List. Unfortunately, there were some errors in the registered list which caused the problem. The Miniature Culture and Variety List is a complement or supplement to the Master List. Before publication, they are both checked to make sure they agree. We have no control over errors. Please check the minutes of the AVSA Convention in Atlanta.

When there is a difference, as in the case of 'Blue Sprite', a miniature, but erroneously listed as a standard in the latest registered list, judges must use their common sense and consider the size of the plant where it has previously been placed.

The 1975 Miniature and Semiminiature Culture and Variety list is available from me. Please make out all checks or money orders to AVSA.

SHOW AND TELL

For those who don't know about this new idea, if you have a plant that you think is interesting or unusual in any way, take it to the meeting and be prepared to give a short talk about it. In this way all have the opportunity to learn about more plants, etc.

Please send names of new officers to Helen Freie, Affiliate chairman - NOT to the Editor!

The Violet House

15 S. E. 4th Avenue
Gainesville, Florida 32601
Phone 377-8465

African Violets and
Other Plants
Antiques

DEAR FRIENDS,

THANK YOU FOR HELPING MAKE MY BUSINESS A SUCCESS. WE PRIDE OURSELVES IN YOUR SATISFACTION. COMPARE OUR PRICES. YOU WILL FIND THEY ARE THE LOWEST. IF YOU COULD ASK OUR 1000's OF SATISFIED CUSTOMERS, THEY WOULD TELL YOU THAT THE QUALITY IS FIRST CLASS AND THE SERVICE EXTRA QUICK. OUR STOCK OF PLASTIC POTS, HANGING BASKETS, FERTILIZERS, WATER RESERVOIRS, SAUCERS AND OTHER ITEMS MAKES IT EASY AND CONVENIENT TO ORDER ALL OF YOUR NEEDS FROM ONE PLACE. IN THIS WAY YOU SAVE ALL THOSE EXTRA SHIPPING CHARGES. WE ARE LICENSED IN THE CITY OF GAINESVILLE, FLORIDA AND HAVE RESIDED IN THIS CITY FOR MANY YEARS. WE WILL BE HERE NEXT YEAR AND FOR MANY YEARS TO COME. YOU CAN SHOP WITH CONFIDENCE. THANKS AGAIN FOR YOUR PAST AND FUTURE ORDERS.

SINCERELY,



DICK MADURO, OWNER
THE VIOLET HOUSE



The convenient order form on the next pages can be removed and used without harm to this beautiful magazine.

Plastic Flower Pots

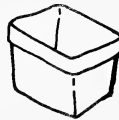
SIZE	COLOR	TYPE	10	20	50	100	500	\$
1 ³ / ₄	Wt. Only	RS	.40	.70	1.60	3.00	13.00	
2 ¹ / ₄	Wt. or Gr.	RS, Sq.	.50	.85	2.00	3.50	15.00	
2 ¹ / ₂	Wt. or Gr.	RS, Sq.	.70	1.00	2.25	4.25	20.00	
3	Wt. or Gr.	RS, Sq.	.85	1.50	3.35	6.25	30.00	
3 ¹ / ₂	Wt. or Gr.	Sq., RT	1.00	1.80	4.00	7.50	35.00	
4	Wt. or Gr.	RS, Sq., RT	1.20	2.20	4.75	9.00	40.00	
4 ¹ / ₂	Wt. or Gr.	Sq., RT	1.50	2.80	6.00	11.50	55.00	
5	Wt. or Gr.	RS, RT	1.80	3.40	7.50	13.50	62.50	
6	Wt. or Gr.	RS, RT	2.20	4.00	9.50	18.50	85.00	
6 ¹ / ₂	Wt. or Gr.	RT	2.50	4.50	10.50	20.00	90.00	
7	Wt. or Gr.	RS	4.50	8.50	20.00	36.00	170.00	
8	Wt. or Gr.	RS	4.75	9.00	21.00	38.00	180.00	

COLORS

WT = White
GR = Green



ROUND
STANDARD
(RS)



SQUARE
(Sq)



ROUND
TUB
¾ Size
(RT)

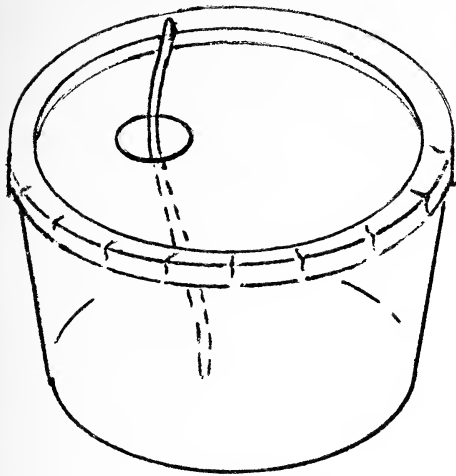
PLASTIC SAUCERS

SIZE	COLOR	10	20	50	100	\$
3"	White	1.10	2.00	4.50	8.25	
4"	White	1.50	2.60	6.00	11.00	
5"	White	1.70	3.00	7.00	13.00	

PETERS FERTILIZERS

FORMULA	QUANTITY	TYPE	PRICE	\$
12-36-14	12 oz.	Violet Special	2.00	
5-50-17	12 oz.	Variegated Special	2.00	
20-20-20	16 oz.	General Purpose	2.00	
10-30-20	16 oz.	Blossom Booster - Orchids	2.00	
18-18-18	16 oz.	General Purpose	2.00	
15-30-15	16 oz.	House Plant Special	2.00	

WICK WATER
with
PLASTIC WATER RESERVOIRS
(snap on lids)



The Violet House

15 S. E. 4th AVE.
GAINESVILLE, FLORIDA 32601
PHONE (904) 377-8465

16 oz.		32 oz.	
20 for	4.25	20 for	7.75
50 for	9.25	50 for	17.75
100 for	16.50	100 for	33.00
500 for	70.00	500 for	110.00

**LIDS ARE RECESSED TO HOLD POTS.
LASTS 2 - 5 WEEKS**

16-oz. holds up to 4½" pot. An inexpensive and efficient way to water all types of potted plants. Wicks not included.

PLASTIC HANGING BASKETS

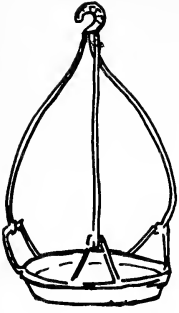
All with Saucers & Hangers

SIZE	COLOR	1	5	10	25	\$
5½"	Wt. or Gr.	.75	3.25	6.00	14.00	
6"	Wt. or Gr.	1.00	4.50	8.50	20.00	
8"	Wt. or Gr.	1.25	6.00	11.00	25.00	
10"	Wt., Yellow or Gr.	1.75	8.00	15.00	35.00	

GREEN TIN PLATE

Metal Nursericans

SIZE	DIMENSIONS	1	10	\$
6"	6½" Deep, 5" Bottom	.45	3.75	
8"	8¼" Deep, 7" Bottom	.75	6.75	
10½"	9" Deep, 8½" Bottom	1.10	10.00	
11"	11½" Deep, 9" Bottom	1.50	13.50	
13"	9" Deep, 11¼" Bottom	1.70	15.50	
13½"	12" Deep, 11¼" Bottom	2.10	19.00	



PLASTIC HANGER & SAUCER

SIZE	COLOR	10	20	50	100	\$
6½	Green White	3.50	6.50	15.50	28.00	

Makes an instant hanging basket out of any pot up to 6½"

POTTING MATERIALS

VIOLET HOUSE POTTING SOIL	1 Gal.	50¢
PERLITE	1 Gal.	50¢
VERMICULITE	1 Gal.	50¢
DOLOMITIC LIMESTONE	1 lb.	50¢
CHARCOAL	12 oz.	89¢

WE SHIP VIA UNITED PARCEL SERVICE. ALL OTHER SHIPMENTS VIA THE U. S. MAIL.

SHIPPING CHARGES

48 STATES	\$2.00
HAWAII AND ALASKA	5.00
CANADA	5.00

PLEASE CHECK YOUR ORDER.

PLEASE BE SURE YOU HAVE CIRCLED OR INDICATED YOUR CHOICE OF ITEMS BY COLOR, TYPE, AMOUNT, ETC.

SEND MY ORDER TO:

NAME _____

ADDRESS _____

CITY _____

STATE _____, ZIP _____

PLASTIC POTS \$ _____

SAUCERS _____

FERTILIZER _____

RESERVOIRS _____

NURSERICANS _____

HANGING BASKETS _____

HANGER AND SAUCER _____

POTTING MATERIAL _____

TOTAL _____

FLA. RESIDENTS
ADD 4% SALES TAX _____

SHIPPING CHARGE _____ 2.00

GRAND TOTAL \$ _____

The Violet House

15 S. E. 4th AVE.

GAINESVILLE, FLORIDA 32601

PHONE (904) 377-8465

Affiliate 'appenings

(ED. NOTE: Please follow style used by magazine when sending in your show reports. Sorry but we have no space for theme descriptions. Readers want to know names of winning violets and winners. To conserve space, group winners with their plants as shown in the following reports):

African violets shared the spotlight with lovely Phyllis George, former Miss America and currently a CBS sportscaster, at the \$15-a-plate 19th annual "Celebrity Breakfast" in Fort Worth, TX. About 1,200 women attended the event, sponsored each year by Women in Communications, Inc., to raise scholarship funds. Phyllis George was the 1976 honored celebrity. THE FORT WORTH AVS furnished the 150 beautiful plants that were perfectly groomed and in full bloom for the lovely setting. Mrs. L. C. Chilcutt, president, and other members pooled the violets selected from their collections, packed them carefully in many big boxes, and delivered them to the convention center. A tiny gold crown on a balloon stick was placed in each plant in honor of Phyllis. The plants were supposed to be sold at the close of the breakfast, but the women couldn't wait. Many sought out WICI members to pay them for plants before the program started. The remaining plants were sold before the large crowd had cleared the hall. Some buyers were African violet fans looking for special varieties, but many were young women who didn't even know what the plant was but were taken by the beauty of the foliage as well as the blooms. Many new fans were captured that day.

Miniatures took top honors at the 26th AVC OF TRENTON, NJ, show, "American Heritage", of which Harold G. Black was chairman and Mrs. Helen Condon, co-chairman. Winners were: Best in Show, Tricolor, best under 10", best miniature, 'Blue Sprite', AVSA Best Collection (gold rosettes), 'Icicle Trinket', 'Sweet Pixie', 'Junior Miss', New Jersey Council Award, 'Lil Red Wagon', 'Gay Border', 'Dancing Doll', best variegated, 'Midget Flame', sweepstakes with 40 blue ribbons, all miniatures, Harold G. Black; two Tricolor awards, best artistic planting, "An American Invention," best arrangement, "Paul Revere", sweepstakes in artistic plantings, sweepstakes in gesneriads, second best plant in show, best single blossom, 'Lisa', best dish garden, Mrs. Helen Condon; sweepstakes in arrangements and best gesneriad, Sinningia, 'Freckles', Mrs. Charles Everitt; 2nd best under 10 inches, 'Artic Mist', Mrs. Arthur Phelan; AVSA 2nd Best Collection, (purple rosette), 'Pink Blueberry', 'Granger's Carefree', 'Royalet', best girl foliage, 'Apple Blossom Pink', runner up to sweepstakes, Mrs. Harold Black; Blue Rosette for best violet handicraft, a hooked rug, Mrs. Sophia Sulek; Blue Rosette, best bubble bowl, Mrs. Walter Minschwiner, club president.

THE FIRST AVS OF DALLAS' 22nd annual show had as chairman Mrs. T. L. Wheeler. Mrs. John Hilbig is club president. Award winners were: Best in Show, 'Ann Slocomb', 2nd Best, 'Blue Flair', AVSA Best Collection (gold rosette), 'Blue Flair', 'Blue Bell', 'Ann Slocomb', best semiminature, 'Jubilee Gem', best in unusual container, 'Dixie Blue', Mrs. D. L. Treadway: sweepstakes with 11 blue and 12 red ribbons, best plant by Texas

hybridizer, 'Pink Dawn', (Howard Utz), Mrs. Charles Frost; best red, 'Red Candle', best single, 'Garnet Elf', Mrs. L. J. Grinstead; outstanding seedling, most original arrangement, award of distinction, best companion plant, Streptocarpus 'Red Baron', Mrs. John Kreska; best white, 'Bashful Betsy', best variegated foliage, 'Night Music', Mrs. J. R. Millikan; best miniature, 'Window Blue', best miniature arrangement, creativity award, Mrs. Alvin Whitfield; AVSA 2nd Best Collection, (purple rosette) 'Juliana', 'Jack Pot', 'Gala', Mrs. T. L. Wheeler; best club project plant, 'Smile', Mrs. Elmer Wolfe; Tricolor Award, Mrs. J. B. Cutts.

Winners of the VIOLET HARMONY CLUB'S show held at Fort Worth (TX) Botanic Gardens were: AVSA Best Collection Award (gold rosette), 'Peach Frost', 'Miriam Steel', Lyndy Lou', Best in Show, 'Happy Harold', best double, 'Mercury', best miniature, 'Wild Lemon', best project plant, 'Blue Fairy Tales', Mrs. W. B. Stallings, president; best trailer, 'Tiny Pink Bells', best begonia, 'Et', best design arrangement, dish garden interpreting theme of show, "Spirit of '76", most unusual plant, Crispuela begonia from Brazil, Miss Maxine Beam, show chairman; best companion plant, 'Ruby Red Dress', Mrs. W. R. Ritmanich; educational exhibit, Dr. David Fuchshuber.

FIRST AVS OF DENTON, TX, celebrated its first birthday with a show, "Bicentennial Celebrated With Violets". Winners were: Best in Show, best arrangement, Ruth Hancock, who again keeps the Founder's Trophy for another year; Merit Award, best miniature, creativity, Glennis Crouch; sweepstakes, Shirley Jeffrey, who keeps the President's Trophy for another year; best single, Leta Robertson; best variegated, Linda Morris; best artistic planting, Pam Brewster; educational display, Ruth Barteo and Rachel Lindgren. Mrs. Tom Davis is the president and Mrs. Michael Parker and Mrs. John F. Curry were show chairmen.

"Virginia, Where the South Begins" was the theme of the RICHMOND (VA) AVS' annual show which had as chairman Mrs. C. Roy Doggett and co-chairman Mrs. D. J. Stradling. Winners were: Best in Show, 'Starshine', 2nd best, 'Baby Pink', AVSA Best Collection Award, 'Starshine', 'Artist's Dream', 'Reny's Ruffles', unusual container with 'R. Elfriede', sweepstakes for most blue ribbons, club silver award, Mrs. R. R. Grundy; sweepstakes in design, artistic plantings and arrangements with 'R. Violette' and 'Clipper', Mrs. Doggett.

Sheryl Porter, one of the younger and newer members of the UTICA AVS OF UTICA, NY, had a display of hanging plants at the club's annual show, where a children's invitational was won by Dorica Blake and Vanessa LaClair. Top awards: Amateur division: Queen of Show, 'Plum Perfect', runner-up, 'Grand Entrance', Junior

Queen, 'Betty', runner-up, 'R. Ruby', AVSA Best Collection (gold rosette), 'Lullaby', 'Plum Perfect', 'Grand Entrance', sweepstakes in horticulture with 16 blue ribbons, Winterkamp Award, episcia, 'Moss Agate', Rowell Yerman; Commercial division, Queen, 'Mother-in-law', runner-up, 'R. Monique', Junior Queen, 'Firebird', runner-up, 'Blue Dandy', Winterkamp Award, episcia, 'Cleopatra', Mary's House of Violets (Mary Dimitriadis); Design Division, Queen, "Let Freedom Ring", Mary Williamson; runner-up, "Patriotic Arrangement", Alva Cerri; Other awards, sweepstakes in design, Cerri Greenhouse Award, Mary Williamson with four blue ribbons; runner-up, Cerri Award, Marian Caulkins; best Lyon origination, Lyndon Lyon Award, 'Bicentennial Trailer', Estelle Hutchkins.

The POMONA VALLEY AVS' 23rd annual show had as its theme, "Bicentennial USA". Winners were: Perpetual Trophy for Best in Show, 'Mary D', Mrs. Mary Snell; sweepstakes in horticultural design and gesneriads, Art Hill; sweepstakes trophy in design, Mrs. Clara Pease; Southern Council California Award, best California hybridized plant, 'California Sunrise' (Clarence Wilson), best semiminature, 'Dora Baker', best small plant, 'Mary D', best education in design, Mrs. Pat Tusing; best variegated foliage, 'California Sunrise', best geneva, 'Crimson Frost', best, 'Lisa', Mrs. Marge Jenny; best trailer, 'Pixie Blue', Mrs. Leah Wood; best single, 'Cameo', best miniature, 'Zanzibar', best arrangement, best theme arrangement, Mrs. Lois Mueller; best double blossom, 'Carefree', Mrs. Bertha Haldeman; best artistic planting, Mrs. Twila Kasten; best novice, 'R. Audrey', Mrs. Erma Carolan; second, a tie, unnamed plant, Mrs. Nancy Rosen, 'Blue Excitement', Mrs. Thelma Johnson; third, 'Blue Dolp in', Mrs. Clara Robson.

The CORPUS CHRISTI (TX) AVS held its annual show "Violets Sing a Song of Liberty", with participation by the GULF BREEZE AVS. Chairman was Mrs. Dillie Sandefer with Mrs. Renai Baker as co-chairman. Winners were: Queen of Show, 'Blue Girl Sport', and best planting, Mrs. Arlene Zmescal; 1st Maid of Honor, 'Arctic Mist', Helen Cooley; 2nd Maid of Honor, 'Mr. Gus', Mrs. Baker; Gulf Breeze Award for Texas hybridizer plant, 'Painted Orchid', and sweepstakes, Mrs. C. E. Briggs; best arrangement, Ray Lange; best project plant, 'Winter Dream', Mrs. Jan Thornton.

The NAUGATONIC AVS' show, "The Red, White and Blue and African Violets" was held with Mr. and Mrs. Joseph Adams and Mrs. Michael Callahan receiving a special award for the Bicentennial theme. Mesdames Arnold Haeussler and Chester Kuzia were co-chairmen. Winners were: Best in Show over 12", 'Angela', ACSA First Collection Award (gold rosette), 'Angela', 'Tommie Lou', 'Pastel n' Green', Mrs. Newell Mallette; 1st Lady in Waiting over 12", 'Garnet Elf', Junior 1st Lady in Waiting, 'Miriam', sweepstakes with 20 blue ribbons, best arrangement, "Spirit of '76", President's Challenge, 'Nancy', best semiminature, 'Royal Trinket', Mrs. Joseph Adams; 2nd Lady in Waiting over 12", 'Ballet Marta', AVSA Collection Award (purple rosette), 'Camellia Mis', 'Plain and Fancy', 'Roma Rose', Mrs. Lester Nettleton; 2nd Junior Lady in Waiting, 'Velvet Dawn', special award for educational table, Mrs. Chester Kuzia; Junior Queen of Show, 2nd runnerup in sweepstakes with 8 blue ribbons, Mrs. Julius Fargeot; 1st runnerup to sweepstakes with 15 blue ribbons, smallest blue ribbon plant, 'In Style', best artistic planting, "Heritage", Mrs. Hebert Young; best miniature, 'Double Green', Mrs. John Prokop.

DELAWARE AVS show "Violets of the First State Salute the Bicentennial," had as show chairman Mrs. Stanley Crewe and Mrs. Bessie Pyle as co-chairman. Winners were: First sweepstakes, AVSA 2nd Collection Award (purple rosette), miniature sweepstakes, best gesneriad, Mrs. Pyle; 1st AVSA Collection Award (gold rosette) best in show, show princess, Mrs. Wallace Behnke; 2nd sweepstakes, Mrs. Crewe; 3rd sweepstakes, Mrs. Annie Marie Stemneski; 4th sweepstakes, Mrs. Stephen Borleske.

The NEW YORK CITY AVS' 15th anniversary show, "NYCAVS Scrapbook," was held at the Horticultural Society of New York. Mrs. Rita Sencic was show chairman. Winners were: Best in Show, 'Flamingo'; runner-up, 'Tina'; 2nd runner-up, 'Mark'; best rhapsodie, 'R. Mars'; 2nd best semiminature, 'Little Crissy'; AVSA Collection (gold rosette), 'Flamingo,' 'Pink Blueberry,' 'Tina'; best Max Maas origination, 'Mary C'; best mystery plant, 'Marge'; best gesneriad, E. 'Chocolate Soldier'; horticulture division sweepstakes with 37 blue ribbons; best design in show 2nd runner-up, "Love in Bloom" and design division sweepstakes runner-up with 6 blue ribbons, Mrs. Chris Leppard; best variegated foliage, 'Bashful Besty'; best semiminature, 'Candy Trinket'; AVSA Collection (purple rosette), 'Granger's Pink Swan,' 'Jean,' 'Rosebud'; best New York State origination, 'Bashful Betsy'; horticulture division sweepstakes 2nd runner-up with 22 blue ribbons; best design in show, "May in December"; runner-up, "New Horizons"; best miniature arrangement, "Breakfast at Tiffany's"; design division sweepstakes with 8 blue ribbons, Edward Bradford; best in show 3rd runner-up, 'Wild Flame'; 2nd best New York State origination, 'Lime Crisp'; best aquamatic planter, 'Amazing Grace'; horticulture division sweepstakes runner-up with 24 blue ribbons, Raymond Dooley; largest blue ribbon plant, 'True Blue', 2nd best Max Maas origination, 'Flamingo', 2nd best aquamatic planter, 'Softique', horticulture division sweepstakes 3rd runner-up with 16 blue ribbons, Mrs. Ann Dooley; best novice entry, 'Lynn'; 4th best novice entry, 'Becky', best sinningia, S. pusilla; best design in show 3rd runner-up, "May in December", best novice design, "Happy Anniversary," Mrs. Carol Young; 2nd best novice entry, 'Sport of Bubblin' Over', 3rd best novice entry, 'Flamingo', Mrs. Harriet Held; best miniature, 'Lil Red Wagon', best New York State Award Collection of 3 miniatures, 'Lil Red Wagon,' 'Wee Admiration,' 'Little Precious,' Frank V. Delly; 2nd best Rhapsodie, R. Elfriede', 2nd best mystery plant, 'Marge', Mrs. Nennette Collins; 2nd best miniature, 'Candy', Mrs. Isabelle Gronert; best natural light entry, 'Bold Dream', Miss Gwenn Worth; best container garden, "Pastorale", Mrs. Rita Sencic; best underwater arrangement, "Bon Voyage", Miss Monica Bohstrom; 2nd best miniature arrangement, "In the Good Old Days," Mrs. Marcia Kassel; educational display, Edward Blas.

"Violets at the Crossroads of the Revolution" was the theme of the 23rd annual show of the UNION COUNTY CHAPTER, AVSA, which was attended by more than 2,000 persons in Westfield, NJ. Mrs. J. Fred Brenner was show chairman. Winners and their awards were: Queen of Show, 'Woodland Sprite', 1st runner-up 'Ruffled Red', Sweepstakes with 35 blue ribbons, AVSA 2nd Best Collection (Purple Rosette) 'Margaret Rose', 'Mary C', 'Purple Concord', New Jersey State Council Award, 'R. Mars', 'Ballet Anna', 'Eric', best Maas origination, 'Ruffled Red', best under-water arrangement, "Washington's Crossing of

the Delaware", Mrs. Glenn B. Hudson of Westfield; 2nd runner-up to "Queen", 'Pink Blueberry', AVSA Best Collection (Gold Rosette) 'Pink Blueberry', 'Master Blue', 'Wisteria', best white plant 'Lily White', best miniature 'Baby Pink', best blooming gesneriad *Streptocarpus* 'Cobolt Nymph', best artistic planting, "New Jersey - Garden State" dish garden, special awards, New Jersey State Council Award 'Baby Pink', 'Red Cavalier', 'Blue Sprite', and "New Jersey-Garden State" terrarium, best miniature arrangement, "Romance in Gloucester", Mrs. Christine Leppard of Westfield; Runner-up to sweepstakes with 16 blue ribbons, best variegated 'Tommie Lou', best non-blooming gesneriad 'E. Tri-Color', Norman Kehrl of Westfield; 2nd best artistic planting and best in class "Smugglers Afloat", Mrs. J. Fred Brenner of No. Brunswick; best arrangement and best in class ham can, "Washington Rock", Mrs. Mary G. McGuinness of Cranford; 2nd best arrangement and best in class "The Church in Springfield", Mrs. Walter Hunt of Whiting; novice member, 'Cathy' Mrs. Becky Altero of Linden; novice non-member, 'Mary C', Mrs. Ruth O'Brien; other design division best in class were: "Jersey Blues," Mrs. Janel Riemer of Kendall Park; "Jockey Hollow", Mrs. Marion Mossberg of Colonia; "Molly Pitcher", Mrs. Alice Orling of Westfield; invitation class 'Sylvia', Raymond Dooley of Staten Island; commercial class (Gold Rosette) 'Mary C', 'Frankie', 'Sylvia', Max Maas of Springfield; special awards: Mr. and Mrs. Glenn B. Hudson for educational exhibit; Mr. and Mrs. Donald N. Riemer who designed and built the "Court of Honor", and Mrs. Christine Leppard, staging.

An unnamed seedling No. 2, hybridized and grown by the club president, Mrs. Henry J. (Hazel) Hebert of Nederland, TX, was chosen Queen of Show at the judged show held by the AFRICAN VIOLET SOCIETY OF BEAUMONT, TX in observance of the club's Silver Anniversary. The show theme was "Bicentennial Celebration With Violets" with Mrs. O. H. Maschek as show chairman. Winners were: Queen, seedling, Junior Queen, 'Purple Shine', tricolor for best seedling, Mrs. Hebert; opposite to queen, 'R. Barbara', sweepstakes in horticulture, AVSA Collection and DAVS Collection, Mrs. Maschek; sweepstakes in artistic and design, Mrs. H. L. Shear; and educational exhibit, Mrs. C. O. Barbay.

The AVS OF STATEN ISLAND held its annual show with the theme, "17-76". Winners were Best in Show, 'Flamingo', most trophy ribbons, best miniature, 'Baby Pink', AVSA Collection Award, (gold rosette) 'Flamingo', 'Mary C', 'Pink Blueberry', 1st in NY State miniature collection class, best terrarium, best miniature arrangement, "Spirit of '76", best miniature, 'Baby Pink', Mrs. Chris Leppard; best variegated and second best plant in show, 'Plain & Fancy', sweepstakes, runner-up to most trophy ribbons, 1st NY State Semiminiature Collection Class, 2nd Best NY State plant, 'Ann Slocomb', runner-up to best arrangement, "The Revolution," and runner-up to best miniature arrangement "Spirit of '76", Raymond Dooley; 3rd best award, 'R.' *Violetta*, Presidents Award for the best Rhapsodie plant, best semiminiature, "Little Chrissy", Mrs. Marge Castiglia; 2nd best AVSA Collection, (purple rosette) 'Frosted Rose', 'peacherino', 'Venus', Mrs. Barbara Kneuer; best mystery plant, "Betsy Ross", 1st in NY State Class, 'Night Magic', 2nd best Collection of Semiminiature plants in NY State Class, best 12" arrangement "Rockets Red Glare", and best bubble bowl "John Paul Jones", Mrs. Ann Dooley; best trailer, 'Mohawk Trail', Mrs. Glenn B. Hudson; best novice, 'Shali-

mar', best artistic planting, "Valley Forge", Mrs. Adolph Gundlach; best arrangement, "Betsy Ross", runner-up to best artistic planting, "Crossing the Delaware", Edward Bradford.

"Celebrate '76 With Violets" was the theme of the 17th annual show of the UPPER PINELLAS AVS held in Clearwater, FL. Winners were: Best in Show, 'R. Claudia', 3rd runner-up, 'B. Marta', Mrs. Winfred Infinger; sweepstakes with 16 blue ribbons, AVSA Best Collection (gold rosette), 'Bellringer', 'Mr. Gus', 'The Parson's Ruffles', Mrs. Roy Raines; 1st runner-up to Best in Show, 'Tommie Lou', AVSA 2nd Best Collection (purple rosette), 'Top Dollar', 'Colorado Knight', 'Tommie Lou', Mrs. Andrew Suder; best miniature, 'Midget Bon Bon', Mrs. Nathan Tracy; best semiminiature, 'Fried Blue', Mrs. Alex Schaffer; 2nd runner-up to Best in Show, 'R. Mars', Mrs. Russell Yawger; best novice, 'R. Mars', best miniature arrangement, best unusual container, Mrs. Wm. Zane; best gesneriad, 'Pink Brocade', Mrs. Joseph Jackman; AVSA Award for focal point of show, best dish garden, best terrarium, best club project, 'Minuteman', best in design, "God Bless America", Mrs. Jack Williams. Mrs. Charles Bird, club president, served as show chairman.

At the 10th annual show, "African Violets Salute America's Bicentennial", held by THE FIRST AVS OF WICHITA FALLS (TX) the following awards were made: AVSA Best Collection (gold rosette) 'Gala', 'Firebird', 'Becky', a special Old Glory Collection rosette, sweepstakes runner-up in horticulture best double blossom, 'B. Marta', best in aquamatic class, best trailer, 'Pixie Blue', Mrs. B. T. Haws; Queen of Show, best single blossom, best variegated plant, 'Lyndy Lou', Mrs. Michael Simone; sweepstakes in horticulture, best species plant, Mrs. Harold Moffatt; sweepstakes in design division, best dish garden, best arrangement, Mrs. Donald Hargrove; sweepstakes runner-up, best terrarium, best arrangement, best miniature, 'Snow In', best semiminiature, 'Window Lace', Mrs. Michael Fall; best unusual container, Mrs. W. B. Hargrove; best hanging basket, best gesneriad, Dr. Jackie Parker; best club project, 'Concord Purple', Mrs. Don Service. Mrs. Chas. Ramser was show chairman.

THE PARMATOWN AVC held its 16th show, "Violets Celebrate the Centennial" in Parma, O, with Mrs. Linda Neumann as show chairman. Winners were: King of Show, 'Garnet Elf', Queen of Show, 'Forever White', best Hawley origination, CK6, AVSA Best Collection (gold rosette), 'Star Shine', 'Gene Garner', 'Lullaby', Mrs. Martha Fensel; Ohio State AVS Collection, 'Think Pink', 'Hawley's Comet', 'Nada', smallest best blue ribbon plant, 'Top Cat', Linda Neumann; best blooming gesneriad, 'E. Brighter Dawn', best artistic planting, Mrs. Miriam Tuchewicz; novice with most blue ribbons, Mrs. Susan Paris; best gesneriad grown from foliage, 'E. Bronze Queen', Mrs. Nan Mayfield.

Theme of the annual show of the TOP CHOICE AVS OF SHREVEPORT, LA was "Violets Over America" with Mrs. T. K. Thomas as show chairman and Mrs. R. M. Whitfield as staging chairman. Mrs. C. D. Attaway is club president. Winners were as follows: Queen of Show, Tricolor Award, Club Award, and Bermas Plastic Award, 'Sailer's Dream', Mrs. Warren Rosenbaum; opposite to queen, Rosette Award, House of Violets Award, 'May Morn', best entry other than terrarium, Mrs. O. P. Wilson; AVSA Best Collection (gold rosette), 'Peach Frost', 'Final

Touch', 'Blue Bell', Club Rosette, 'Peach Frost', Mrs. W. M. Plaster; AVSA 2nd Collection (purple rosette), 'Lavender Delight', 'Dorrie's Choice', 'Apollo Pink', best in artistic planting, Tricolor Award, Tube Craft Award, 'Gisela', 'Purple Enchantment', 'Artic Mist', sweepstakes in horticulture, Mrs. T. K. Thomas; best in arrangements, Tricolor, Mrs. Charles Harris; 'Jupiter', Mrs. C. W. Rothwell; 'Annie Marie' Mrs. Don Gucker; sweepstakes in artistic plantings, sweepstakes in arrangements, Mrs. David Magill.

Mrs. Wanda Bowman showed the top entry, 'R. Elriede' at the 15th annual show of the **FORT WORTH AVS**. Theme of the show was "Our Bicentennial with African Violets." Winners were: Mrs. L. W. Chilcutt, president of the society, sweepstakes, AVSA Best Collection (gold rosette) 'Orion', 'Rebecca', 'Eternal Snow', best single, 'Garnet Elf', best double, 'Rosy Plus'; Mrs. Robert D. Early, sweepstakes for miniatures and gesneriads, best gesneriad, 'Lady Lou'; Mrs. H. D. Biles, best miniature, 'Irish Elf'; Mrs. Zane McCarty, best terrarium; Mrs. E. H. Wilhite, best plant in a large decorative container; Mrs. D. Q. Corley, best plant in a small decorative container, best arrangement; Mrs. Murrill Jackson, sweepstakes in arrangements; Mrs. E. E. Harlow best miniature arrangement; Mrs. G. F. Ringler best table arrangement; Mrs. C. W. Cramm, best club project, 'Alice Marie'; and Mrs. E. E. Harlow runner-up. Mrs. D. A. Strange was chairman, of the show, which had over 200 entries.

"Happy Birthday America" was the theme of the seventh annual show sponsored by the **ALEXANDRIA (LA) AVSA**. Show chairman was Dr. B. J. Jung with Mrs. W. H. Rollins vice chairman. Winners were: Tricolor rosette, traveling trophy, silver award, Queen of Show, best plant in show, 'Miriam Steel,' Mrs. J. R. Milner; AVSA Best Collection (gold rosette), 'Pinks a Poppin', 'Chanticleer', 'Audrey', sweepstakes in horticulture, most blue ribbons, 2nd place rosette award, 'Val's Sweet Dream', Dixie AVS gold rosette, 'Crystal Double Ruffles', 'Dixie Frost', 'Governor Wallace', Dr. Jung; AVSA 2nd Best Collection (purple rosette), 'Star Bright', 'Clipper', Blue Regent', Mrs. H. O. Barker; Tricolor rosette, silver award for best in design division, 'Liberty Bell', best 6-Pac, best single plant in aquamatic planter, 'Southern Black Falcon', largest plant, 'Estrada', Mrs. Kenneth Branton; best miniature, 'Little Precious', Mrs. Earl H. Dunn; best terrarium, best dish garden, best double blossom in aquamatic planter, 'Like Wow Sport', Mrs. W. H. Rollins; best novice in novelty class, 'Serenity', Mrs. Mixon Bankston.

THE BATON ROUGE (LA) AVS' annual show, "Violets Declare Independence", under the leadership of club president, Mrs. Earl Adams, show chairman Shirley Vogler and staging chairman Mrs. J. Y. Ragusa, had 203 entries. Winners were: AVSA Best Collection (gold rosette), 'Brigadoon', 'Delft Imperial', 'Pink Swan', Queen of Show, 'B. Helga', best semiminature, 'Zanzibar', 'R. Neptune', John Graham; opposite to queen, 'B. Meta', 'The Parson', 'B. Christina', 'Purple Crest', 'Radiance', 'Mr. Gus', Mrs. Nick Tessitore; best miniature, 'Baby Dear', B. Lisa', 'The Parson's Wife', 'Val's Top Angel', most unusual container, 'Royal Knave', 'Mystique', standard trailer, 'Mountain Mist', best artistic planting, 'By Land or By Sea', Tricolor Award, best arrangement, 'Winter at Valley Forge', best small arrangement, 'Spirit of '76', sweepstakes with 28 blue ribbons, Shirley Vogler; 'Regina', best semiminature trailer, 'Trail Along', Mrs. J. Stanley Germillion; 'Episcia

Rose Peacock', best terrarium, best artistic planting, 'Pursuit of Happiness', Mrs. J. Y. Ragusa; best arrangement, "Boston Tea Party", Mrs. Warren Plauche.

THE FIRST NEW ORLEANS (LA) AVS presented its fourth annual show, "Drums, Bugles and Violets" with the following winners: AVSA Best Collection (gold rosette), 'Top Dollar', 'Tina', 'Edith V. Peterson', Queen of Show, 'Tina', best variegated, 'Nancy Reagan', best gesneriad, 'Episcia Tricolor', sweepstakes, Mrs. Lee Alexander; AVSA 2nd Best Collection (purple rosette), 'Fetcing', 'Becky', 'Astro Rainbow', opposite to queen, 'Fetcing', best semiminature, 'Dora Baker' Mrs. Shirley Goslee; best miniature, 'High Stepper', Mrs. Gloria Fayard; best club project plant, 'Blue Belle', Mrs. Giselda Bloom; best Reed introduction, 'Traiblazer', Mrs. Sally Bishop; Tricolor in arrangement, Mrs. Pat Wilty; best non-member entry, 'Candy Hearts', Mrs. Mary Carter.

Second annual show was held by **THE NEW ORLEANS AVS** and featured the Bicentennial theme, "Violets for America." Winners were: Queen of Show, 'Plain and Fancy', AVS Best Collection (gold rosette), 'Targeteer', 'The Parson's Love', 'Autumsky'; sweepstakes, opposite to queen, 'Karla', Mrs. Marian Magee; AVSA 2nd Best Collection (purple rosette), 'The King', 'Mrs. Greg', 'Winty Wine', Mrs. Jane Baker; Tricolor artistic arrangement, best miniature, 'Tiny Fantasy', best trailer, Mrs. E. Bordelon; educational exhibit, Mrs. Marjorie Blake; tricolor artistic planting, "John Paul Jones", Mrs. Hazel Douglas; best white, 'White Peacock', Miss Irene Choi.

"The Violets Are Coming!" was the theme of the **SPARKLING WATERS' AVS** Bicentennial show at Orange, CT. Winners were: AVSA Best Collection Award, (gold rosette), 'Bold Lad', 'RomaRose', 'Plain and Fancy', Tricolor, 'Plain and Fancy', Queen of Show, 'Ballet Marta'; runner-up, 'Lullaby', sweepstakes with most blue ribbons, best arrangement, best artistic planting, Mrs. Stephen Garenskar of West Haven; runner-up to sweepstakes, special award, Educational Table, Mrs. Gerald Scott of Stratford; President's Challenge, 'Rosebud', Mrs. Gerald Stott of Trumbull; President's Challenge in Men's Division, 'Jason', Lester Nettleton; small artistic planting, 'Boston Tea Party', Mrs. Arnold Haeussler of Trumbull; best gesneriad, 'Kahleria Conn Belle', special award for show staging, Mrs. Julius Fargeot, show chairman; best in Commercial division, 'Sheer Fancy', Mrs. George Boose.

The **BALTIMORE AVC** held its annual show, "Star Spangled Blossoms", the proceeds going to the School of Chimes, a home for retarded adults, where club members are helping furnish a greenhouse, a project started several years ago with the club's initial contribution. "Violets are therapy for all ages and all walks of life", it was explained by Velma Jacobs. Show winners were: Best in Show, 'Double Black Cherry', AVSA 2nd Best Collection, (purple rosette), 'Tiny Pink', 'The King', 'Green Ice', best arrangement, "By Dawn's Early Light", sweepstakes, Diane Rase; second best in show, 'Mary D', AVSA Best Collection (gold rosette), 'Mary D', 'Juliana', 'Brigadoon', Velma Jacobs; best variegated, 'Nancy Reagan', Russell Jones, who showed for the first time.

Daphne Mahrer took seven awards at the annual show held by the **AVC OF VANCOUVER, CANADA**, with Irene Armstrong as chairman. Winners were as follows: Best AV in show, best true miniature, 'Little Dogwood', Claire Pincock; 2nd best AV, 'Gisela', highest AV aggre-

gate, 24 blue ribbons, Pacific Northwest Judges' Council Rosette, AV, Gwen Jackson; best AV in amateur, 'Delft Imperial', 2nd best, 'Brigadoon', Doreen Boitard; Best novice AV, 'Jupiter', 2nd best, 'Neptune', Irene Harvalias; 2nd highest AV aggregate, 11 blue ribbons, Episcia Collection, 'Antique Velvet', 'Pink Brocade', 'Tri-Colour', highest gesneriad aggregate, 17 blue, gesneriad grand award, 28 blues, best semiminiature, 'Pink Cameo', best unusual container, 'Freckles', best species, 'Tongwensis', Daphne Mahrer; best Western Canadian origination, 'Garibaldi', Harold Gethen, club president; best Canadian origination, 'Elisa Frew', best variegated foliage, 'Mint Champagne', Eileen Leech; best project plznt, 'Patricia Lorraine', Claire Moreau; best gesneriad, 'Pink Brocade', Grace Wallace; Pacific Northwest Judges' Council Rosette, gesneriad, Doris Baker; best trailer, 'Pixie Trail', Heather Larson; best miniature sinningia, 'Snowflake', best terrarium, Alan Baker; best club project 'Dianthaflora', Leona Lyall; best dish garden, Mrs. Kurt Larson.

The SAN FRANCISCO AVS' annual show burst into bloom at the Hall of Flowers in the Golden Gate Park with Edna Rosenthal as show chairman, Sally Smith, co-chairman, and Lupe Stevenson staging chairman. Winners were: Best in Show, 'Fanfare', sweepstakes with 22 blue ribbons, best single, 'Garnet Elf', best double, 'Fanfare', best variegated foliage, 'Rosy Lou', best 'Edith V. Peterson', best Constantinov introduction, 'Edith V. Peterson', AVSA Best Collection (gold rosette), 'Fanfare', 'Gypsy', 'Garnet Elf'; Best in Show runner-up, 'California Giant', sweepstakes runner-up with 20 blue ribbons; best white, 'Miriam Steel', best Western, 'California Giant', 2nd best Western, 'Westdale Lavender Sparkle', 2nd best Western, 'Silverado', Cecile Ambler; Novice Class, 2nd runner-up to Best in Show and best miniature, 'Icicle Trinket', 2nd best, 'Sassy Lass', best gesneriad, 'Summer Shine', best miniature, 'Tiny Blue Bells', Ted Khoe; best semiminiature, 'Nymph Fly', Edna Rosenthal; best novice 'Tangiers', Jean Du Pertius; 2nd best novice, 'Lavender Spice', Don Du Peritius; best unusual container, 'Dolly Dimple', Alice Black; best arrangement, 'Oh, Beautiful', best artistic planting, 'Reverence', best trailer, 'Groteii Goes Modern', most blue ribbons in design division, Marion Bruce; best entry of Dates' bustle leaf, 'Kaneland Beauty', Louis Ambler.

THE THIMBLE ISLAND AVS held its 15th annual show, "The Violet Spirit of '76", with Mrs. Stephen Phillips and Mrs. John Cacace as co-chairmen. Winners were: AVSA Best Collection (gold rosette), 'Bronx Cheer', 'Highland Fling', 'Dominion Rose', best artistic planting, 'Colonial Garden', Mrs. Julius Fargeot; best in show, 'Valentina', runner-up, Seedling PMS-12, sweepstakes, commercial display, Jean Dolan and The Violet Room; President's Challenge, 'Highland Fling', Mrs. Gary McNeal; best miniature, 'Drop Up', Mrs. Dennis Boyce; best arrangement under water, John Cacace, club president; staging, Mrs. Fargeot and Don Eager; 'Royal Blue Trailer', Joseph Zapanick; blue ribbons, Mrs. George Riccitelli, Mrs. Dennis Boyce, Mrs. Mary Quagliano, Mrs. Edgar Varick, Mrs. Don Eager and Mrs. John Cacate.

Mrs. Carl Main took top honors at the TRI-CITY AVS' annual show in Piqua, OH where a total of 127 ribbons and 28 rosettes were awarded for 144 entries. Winners were: Queen of Show, 'R. Mars', largest Streptocarpus, 'Princess,' 'Neptune', Mrs. Main; smallest plant, 'Silver Bells', Mrs. Glen Clark; President's Award, 'Wind Blow', Mrs. James Castelee; tie in sweepstakes, Mrs. Clark



VIOLET SALUTE — This five-foot birthday cake was used by the Alamo AVS of San Antonio (TX) to emphasize the theme, "Happy Birthday America—We Salute You With Violets." The club sold over \$3,500 worth of violets at the sale conducted as part of the show.



AVSA COLLECTION—Mrs. W. M. Plaster (left) was winner of the AVSA Best Collection Award (gold rosette) with 'Peach Frost', 'Final Touch', and 'Blue Bell' at the show held by the Top Choice AVS of Shreveport, LA. Pictured at the left is Mrs. Warren Rosenbaum with her award winning 'Sailer's Dream', judged Queen of Show.

and Mrs. Castelee; best novice, 'Streptocarpus', Mrs. George Roecker; best arrangement, "Johnston Farm", Mrs. James Collins.

The CLEVELAND AVS held its 25th show, "Silver Anniversary" with Mrs. Henry Loesch as chairman. Mrs. Joseph Hodan is club president. Awards were as follows: Queen of Show, 'Purple Choice', sweepstakes, Mrs. Joseph Brabak; Princess, 'R. Denise', Mrs. Stephen Bekeny; best craft, African violet pillow, Mrs. Walter Kropp; best arrangement, Mrs. Hodan.

The AVS OF UTAH held its 24th annual show and plant sale, "Spirit of '76" with Mrs. J. N. Jorgensen as show chairman. The club has 100 per cent AVSA membership among which is one male member. Willie Brown, who won the AVSA 2nd Best Collection Award (purple rosette), with 'Coral Reef', 'Autumn Russet' and 'Wedgewood'. Other winners were: Queen of Show, 'Brigadoon', Arline Durham; runner-up, 'Silver Celebration', Mrs. Robert Berrett; Princess, best semiminiature, 'Bambino', sweepstakes, most blue ribbons, Mrs. Wm. T. Naylor; design sweepstakes, Mrs. John H. Jones.

"Cheers for Yankee Doodle" was the theme of the 27th annual show sponsored by the COLUMBUS (OH) AVS. There were 431 entries in the show. Winners were: AVSA Best Collection Award (gold rosette), 'Firebird', 'Superfection', 'Tommie Lou', Mildred Lusk; Queen of Show, 'American House', Princess, 'Final Touch', Evelyn Grinstead; sweepstakes, best Yankee Doodle contest plant, best miniature, 'Midget Valentine', best semiminiature, 'Bloom Burst', Emily Savage.

"Silver Anniversary" was the theme used to celebrate the 25th year of the LIVINGSTON COUNTY & VICINITY AVS at the show in Geneseo, NY. Mrs. Robert Brisbane was show chairman. Awards were as follows: Queen of Show, 'Top Dollar', runner-up, 'Happy Harold', Mrs. Reginald Wyld; Junior Queen of Show, 'Deep Wood', Mrs.



WINNING VIOLETS—Here are three top winners among the 207 violets entered in the annual show of the Green Thumb AVC in Fayetteville, AR, theme of which was "In the Heart of America". They are, left to right: Queen of Show, 'Rosegarden', entered by Mrs. Fred Kerr; Sweepstakes Award for most blue ribbons, Mrs. Ford Bell; and Queen of Show runner-up, 'Double Take', a miniature entered by Mrs. B. E. Yandell.



SPIRIT OF '76—Here's how the theme, "Spirit of '76", was depicted by the Tucson (AZ) AVS at the annual show at which Mrs. Norma Butler won Queen of Show with Granger's 'Peach Frost' and was also winner of sweepstakes. Helen L. Kavanaugh is the club president.

William Buechel; runner-up, 'Fantasm', sweepstakes, 'Nancy Reagan', Lewis Cook; runner-up, 'Rhapsodie Ophelia', President's Class, 'Like Woe Sport', Mrs. Raymond Nichols; decorative class Queen of Show, Mrs. Elmer Ace; runner-up, Mrs. Frank Sheenan.

RHODE ISLAND AVS held its 12th annual show "R.I. 76 with Violets" with Henry C. Vivier, Jr. as show chairman. The winners and their awards were as follows: Best of Show, Tricolor Rosette, Bicentennial Plaque, 'Lavender Tempest', AVSA Collection (gold rosette) 'Lavender Tempest', 'Lavender Delight', 'Final Touch', best jumbo over 16", 'Lavender Tempest', 2nd best jumbo over 16", 'Lavender Delight', best under 12", 'Miriam Steel', 2nd best, Bermas Plastics award, 'Bandmaster', Henry G. Vivier, Jr.; best in design, Tricolor Rosette, Mayor Taft trophy for theme interpretation, 2nd best violet under 12", 'Pinks A' Poppin', AVSA 2nd best Collection (purple rosette), 'First Lady', 'Variegated Peak of Pink', 'Pinks A' Poppin', sweepstakes runner-up (14 blue ribbons), 3rd best, Bermas Plastics Award, 'Pinks A' Poppin', best arrangement, "Bicentennial Salute", Mrs. Jeanette Richard; best 12" to 16" and Governor's Silver bowl, 'Ballet Marta', sweepstakes award (16 blue ribbons), 1st Bermas Plastics Award, 'Ballet Lisa', Brother Blaise; best semimini, 'Sweet Pixie', 2nd best semimini, 'Icicle Trinket', best mini, 'Window Blue', 2nd best mini, 'Dreamin', best trailer, 'Mountain Mist', Vincent Ballarano, 2nd best 12" to 16", 'Bashful Betsy', Panuel Gibbs; best gesneriad, 'S. Silhouette', Peg Belanger; best novice 'Vern's Delight', 2nd best novice, 'Chiffon Charmer', Mrs. Linda Raymond; 2nd best arrangement, 'Brotherhood' Mrs. Beverly Sweet.

"Spirit of '76" was the theme of the MILWAUKEE AVS' 26th annual show of which Miss Jeanette Achauer was show chairman and Mrs. J. Monroe Achauer was staging chairman. Winners were: Best in Show, 'Mars', Helen Geisler; runner-up, 'Lisa', Helen Bartel; sweepstakes winner, Adeline Krogman; runner-up, best and best in arrangements, Ruth Mengsol; best mini, 'Bagdad', Howard Burns; best semimini, 'Dora Baker', Mildred Burns; best terrarium, Jean Achauer; educational table, Pearl Olson and Loraine Schiebel.

If You Can't Beat 'Em, Then Join 'Em

Mrs. B. P. Peeler, Jr.
Peeler's African Violets
Hidden Lake, Rt. 2
Lawndale, N. C.

This is the slogan my husband said to some friends not long ago when they looked over our some 2,000 African violets.

It all started several years ago when I purchased two African violets from the Southern Living show in Charlotte, N. C. My family of violets kept growing. I grew them under Gro-Lux lights in the basement. I soon had more violets than lights. More lights were added to take care of my nursery of baby plants.

I joined the African Violet Society of America, Inc. and became familiar with names in the hybridizing field of violets. I bought books and ordered new varieties. I soon realized that I must get smaller or larger.

After long hours at night, carefully watering all these plants and giving them tender-loving-care, my husband put his foot down by saying, "No more long hours with your violets. I will come up with a new idea to water your plants. We will get larger and sell wholesale to the stores."

This he did and has joined in my venture of growing African violets. He drew plans and built stands three and four racks high to keep the violets. In one stand (for smaller plants) are round holes into which the 2½" pots fit. They do not touch the bottom. Water is run from a tank to water them and then pumped back to the tank. Some water is left on the bottom for humidity. Each shelf can be rolled out and placed on a table for inspection.

On our other large stand the plants sit on small slat racks. Water is run under them to water and then pumped back to the tank. All of the stands were spray painted with Epoxy paint. The wooden stand was first given a coat of fiberglass and then sprayed with Epoxy paint. All stands are waterproof. The metal one is rust proof also.

Our business is thriving but alas we have no African violet shows to attend near here or even a local African Violet Club to join.

INSECTS AFFECTED

Now it has been learned that the moon affects insects. Some are considerably more active when the moon is full than during its waxing or waning phases, while for others the opposite is true, reports Phytoparasitica, the Israel Journal of Plant Protection Sciences (Volcani Center, Box 6, Bet Dagan, Israel).



FOR THE BRIDE—Violets have a new place in our society today. Have you ever seen a bride carrying a wedding bouquet of violets? Jean Dolan of Stony Creek, CT, has. In fact she made these bouquets, the top picture showing the bride, Mrs. Paul Strickland, the former Phylis Green, with 'Paper Birch' and her small flower girl, Mary Ellen Green with 'Bluejean'; the lower picture showing her attendants, each with a violet bouquet. In fact Mrs. Dolan's Violet Room has furnished violets for anniversary events and other weddings.



Why Not Start A Junior

African Violet Club?

*Mrs. Lahla E. Yakel
1330 Fairway Drive
Los Altos, CA 94022*

Do you raise beautiful African violets? Have you developed a good technique for caring for them properly? Do you enjoy sharing them with a friend or anyone who will truly enjoy them as you do? If your answer to these questions is 'yes', I would like to suggest an entirely new and exciting experience with African violets — sponsoring a junior African violet club.

In every community in our land we have schools. In these schools are young people who are setting goals and values in their lives, who would cherish the love and concern of an adult who took the time to share something beautiful with them. If you have experienced the thrill of new baby African violet plants or a new blossom on a plant, think how much more these young people, whose experience with plants has been more limited, feel the joy of their new successes with plants. And you can be the guide to help them. It is a wonderful experience!

Most of you who read this article are not teachers, but this fact is not a deterrent to starting a club. You are a community resource. The ability to grow African violets is a very valuable and highly prized skill. Most principals are happy to welcome an adult with such a skill who is willing to volunteer time to provide enriching activities for students. The possibility is certainly worth looking into.

I started the school year extremely ill, so ill I had to take painkillers around the clock and could only with great difficulty carry out my teaching responsibilities. Many clubs were starting in the school, but I did not feel up to sponsoring one. But Martha knew I liked African violets. (In fact, I had liked them before Martha was even born — since the 1940's when my husband brought home 'Blue Boy.' Now he is the first president of the African Violet Society of Palo Alto formed in 1973.) Martha wanted me to start an African violet club, and she wouldn't give up. She came in every day before school, at recess, at lunchtime, and after school to talk about it. I agreed, wondering where I was going to get the extra burst of energy to do one more thing. During the year, the burst of energy came — through the wonderful experiences we had together.



Putting down a leaf can be serious business.

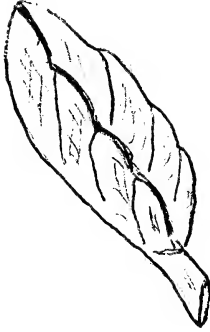
Hopefully, by now you may be considering the possibility of starting a junior African violet club. In this article, I would like to share some of the interesting activities we did and some of the techniques I developed for successful culture of African violets, that could give you useful ideas if you were to sponsor a club.

To the first meeting I brought three beautiful, blooming African violets and leaves from a variety of plants with their blossoms. Young people do not always have the patience of adults and want to see now what the results will be. The blooming plants provided a goal for them — to learn how to grow such lovely plants themselves. We started from the beginning by putting down leaves. Because watering is so critical, I thought beginners might be more successful if they wicked the leaves they put down. As the year progressed, the following method seemed to work very well:

Making African Violet Leaf Cuttings

A. To prepare leaf:

1. Select a green, healthy leaf.
2. Cut the petiole (stem) about $\frac{1}{2}$ inch long on a slant so that the petiole is longer on the back than on the front. (This is done to encourage the baby plants to emerge from the front of the leaf.)
3. Dip end of petiole in Rootone. Shake off excess.



B. To prepare pot for wicking:

1. Use an awl or other sharp instrument to make holes in the bottom of a small, shallow pot. (Solo bathroom dispenser cups work well.)
2. Cut a 5 inch length of acrylic yarn. (Cotton or wool will rot.)
3. Separate the strands and use one strand for a solo cup.
4. Dampen wick and run one end through a hole in the bottom of the pot. Bring it up to the rim of the pot on the opposite side. (See diagram)
5. Fill pot with planter mix. Mix should be very porous.



C. To plant leaf:

1. Plant leaf in pot.
2. Pull wick down through pot until the top end is level with the top of the soil.

D. To wick plant:

1. Two good reservoirs for solo cups are:
 - a. half-pound margarine containers
 - 1). cut hole in cover. (see diagram)
 - 2). fill with water
 - 3). place pot over hole



running wick
d o w n
through hole
in reservoir.



b. baby food jar

- 1). partially fill baby food jar with water
- 2). place solo cup in jar making sure that wick is in the jar and that water does not touch the pot.

Soon we had a contest going. The first member who brought in baby plants growing from a leaf put down in one of our meetings would win a blooming plant. What an exciting meeting we had when Laura brought in her tiny baby plants. None



Laura had the first baby plants.

were ever more precious! She received 'Spring Deb' as her prize. And all the other members watched eagerly for their baby plants to emerge.

Periodically I handed out the following evaluation form for them to fill in. It told me what success they were having and also reminded them of various techniques I had suggested that they might have forgotten. This self-evaluation was much more effective than my telling them again and again:

Checklist for Leaf Cuttings

	yes	no
Did you firm the soil gently around the leaf when you got home?	—	—
Did you set up a reservoir with water and place the wick in it?	—	—
Did you put it in a place where it would get light, but not sun?	—	—
Did you check it at least 3 or 4 times during the week to see how it looked? that the wick was working?	—	—
Does the leaf still look shiny and healthy as it did last week?	—	—
Any other comments or suggestions?	_____	

How many leaves have you put down? _____

How many are still healthy? _____

As the members were able to keep their leaves healthy and growing, my husband and I felt that it would be nice to give every member a blooming plant for Easter. How surprised and appreciative the members were when each received a beautiful plant. Now they really felt like they were becoming involved African violet growers. And a new goal was set — to keep their African violet blooming.

One of our activities was a field trip to our home to see the source of all the plants and leaves. After they had looked at all the plants, I gave each one a piece of paper and a pencil and asked them to write their 5 favorite varieties. (I remember Jeannie had 19 favorites; she couldn't stop at 5!) To the next meeting I brought a leaf from each member's list with the name of the variety and the member's name on it. This made the leaf a little special.

Members of the club elected officers, and a meeting was held each week during the lunch period. After the general meetings, the programs reflected the needs and interests of the members. To grow their plants successfully, they needed practical suggestions as how to mix the potting soil, how to repot baby plants, how to select a good plant, how to identify types of foliage and blos-



Each member received a blooming plant for Easter

soms, and how to select plant food. There were also theoretical interests such as how plants are hybridized to obtain new varieties, parts of flowers, and how plants grow — the processes of photosynthesis and respiration. (You might want to ask a science teacher for help on these.) Then there were sharing periods where members explained some techniques that they had found to be particularly helpful. One of these sharing periods brought up the idea of whether plants should be talked to or not and 'feelings' of plants. This was an interesting session. To one meeting I brought a species plant and, with the aid of a globe, we located the first home of the African violet, and I explained some of the history. One meeting I brought copies of the *AVSA Magazine*. Each member took a copy, looked through it until an interesting article was found, then shared that article with the group. This activity showed them how helpful the magazine is. They were aware of AVSA, the national organization, which some of them may join some day. Members found the AVSA cultural folders helpful. During all discussions of African violets, emphasis was made that they were named varieties and members were encouraged to call them by their names. We invited a guest speaker to come and talk to the group at one of the meetings. So our activities were many and varied.

One member, Alice, reported that her mother had a multi-crowned, 'necky' plant and wondered what to do about it. The mother was invited to bring the plant to the meeting where she gave me permission to do what needed to be done, and I did it. The result was four beautiful plants with no necks in an operation that Cathy called 'major surgery.' The mother was delighted with her plants, and each week Alice reported on their good progress. The members couldn't believe what I had done to the multi plant.

There were 12 - 15 members present every meeting. Because students at this age are subject to so many pre-teen pressures, I wanted the meeting to be in a relaxed, tension-free atmosphere. It was a time to make new friends, to enjoy working and learning about African violets, to be aware of beauty in our world, and to share ideas and experiences. There were no rigid rules nor mandatory attendance. When the year ended, one member said, "How will we ever get through the summer without our African violet club?" At our last meeting, they surprised me with a lovely gift. I was overwhelmed by their appreciation.

Perhaps you are not a teacher, and perhaps you do not have a Martha to prod you. But I hope if you are in a situation where you could start a junior African violet club and help some of our very wonderful young people, that you will think seriously about doing it. This is your chance to help them learn to enjoy and appreciate beautiful things.

IN SCHOOL NEWSPAPER

(This article was written by Cathy Williams and appeared in the school newspaper. It's a member's point of view about the club).

AFRICAN VIOLET CLUB

Seventh and eighth graders spending lunch time in a classroom looking at and planting leaves? Who in the world in their right mind does that?!!

Mrs. Yakel, a seventh and eighth grade science teacher, has a club every Tuesday at 12:15. She has girls and, yes, a few boys come in to study African violets. At her home, Mrs. Yakel has hundreds of African violets and brings in leaves for her club members to plant. You're probably wondering why would they plant leaves? African violet leaves have baby plants which grow into large beautiful African violets.

Mrs. Yakel treats her violets like people; she talks to them and gives them loving care. Some kids have troubles with their plants and bring them in to the meeting, and she cares for them. You might call her a doctor because she delivers babies, gives medicine and even does major surgery.

Last Easter she brought everyone in the club a violet of their own. Naturally, everyone was thrilled.

Mrs. Yakel is a wonderful teacher and nice person, too. She stirs up our interests and really lets everyone have a nice time. Being a member of the club myself; it's just great. If you feel you would enjoy it or just don't know what to think, ask if there will be a club next year. You'll probably have lots of fun.



YOUNG GROWER—Taylor Lawrence is 12 years old but he's an AVSA member. He lives in Montevalle, AL and now has a collection of some 50 violets after starting out with seven small plants. He is pictured here with 'Ledley Cox', one of his favorite African violets.

Teenagers and Violets

Deb Dildine

Box 115

Eleroy, IL 61027

What do teenagers, horses, dogs, FFA, GAA, FHA, art, beef cattle and violets have in common? ME!

I am now 18 but was 16 when I acquired my first violet as an FFA project. From this I got another, and another, and on and on and on. In other words I was 'hooked'!

What do a teenager's violets have to contend with? How about a 'nerf' football landing in the middle of a prize winning 'R. Candy' — or various inventions such as artificial lights held up by rubber bands to an old display rack and holding my breath during parties when friends get a little close to delicate leaves?

Then, when word got around that I was successfully raising African violets, I started to inherit plants from grandmothers, friends, friends and friends with the words, "Just get it to blooming. Then send it back."

Besides that, no guy wants to spend a date talking about violets. In fact, most told me to get rid of them!

But I still feel the same when I see the first blooms coming on a new variety as I do when one of my prize horses is ready to foal.

I guess you're never too young or too old to be enraptured by things of beauty such as African violets!

BOYCE EDENS RESEARCH FUND

*Mrs. L. F. (D.J.) Lidiak
4503 Sinclair Avenue
Austin, TX 78756*

Donations received prior to May 27, 1976 are as follows:

Fort Worth (TX) AVS	\$ 10.00
Santa Cruz (CA) AVS	10.00
Seven Valley AVS, Cortland, NY, in memory of Marion Munson	5.00
Dixie Moonbeam Chapt. of AVSA, Panama, FL	5.00
Greenville (SC) AVS)	10.00
Delaware AVS in memory of:	
Mrs. Hilda Stetton	10.00
Mrs. Martha Sutton	10.00
Nutmeg State AVS of Connecticut in memory of Newell H. Mallette	5.00
AV Study Club, Birmingham, AL	5.00
AVS of Staten Island, NY	10.00
Magnolia Circle, Lakes and Hills Garden Club, Mount Dora, FL, in lieu of speaker's fee to Mrs. J.A.W. Richardson	5.00
Alexandria (LA) AVS	5.00
State College (PA) Saintpaulia Club in honor of Dr. Richard Craig	15.00
Violet Hobbyist Society, Binghamton, NY in memory of Mrs. Mae Miller	10.00
Pioneer AVS, Norfolk, VA, in memory of Mrs. Ruth Saddle	5.00
The Green Thumb AVC, Fayetteville, AR	5.00
Hi Hopes AVS of Wisconsin	10.00
Central Florida AVS, Orlando, FL in lieu of judge's fee to Grace Gillespie	10.00
Boot Hill Saintpaulia Club, Dodge City, KA	5.00
Bellflower (CA) AVS in memory of Jewell Campbell	10.00
AVS of Greater Kansas City, MO	10.00
Poinsettia Garden Circle, Mount Dora, FL, in lieu of speaker's fee to Mrs. J. A. W. Richardson	5.00
Bellflower (CA) AVS	10.00
Fleur De Lis AVS, St. Louis, MO	5.00
Metropolitan St. Louis (MO) AVS in memory of Mrs. Walter Roth	5.00
Balboa (CA) AVS in memory of Mrs. Cora Kievit	5.00
Central Florida AVS, Orlando, FL	10.00
Helen Van Pelt Wilson, New Canaan, CT	100.00
Tallahassee (FL) AVS	5.00

Long Island (NY) AVS	25.00
Le Chateau AVC, St. Louis, MO	5.00
Houston (TX) Gesneriad Society	10.00
Corpus Christi (TX) AVS	15.00
First Austin (TX) AVS, in appreciation of Highland Mall Merchant Assoc.	10.00
Amethyst AVC, St. Louis, MO	10.00
Palo Alto (CA) AVS	10.00
Treaty Towne AVS, Greenville, OH	5.00
Metropolitan St. Louis (MO) AVS	15.00
AV Study Club, Birmingham, AL in lieu of judge's fee to Grace Gillespie	15.00
First AVS, San Antonio, TX in appreciation of North Star Mall Merchants Assoc.	10.00
AVS of the East Bay, CA in lieu of speaker's fee to Alice K. Black	25.00
New Orleans (LA) AVS	10.00
Santa Clara Valley (CA) AVC in lieu of judge's fee to Larry Rosenfeld	5.00
Upper Pinellas AVS, Largo, FL	50.00

All donations received prior to April 12 were acknowledged and are being reported by Mrs. Paul O. Gillespie, retiring chairman as follows:

Rainbow Violet Club of St. Louis	\$ 5.00
Longview AVC of Washington	10.00
Rockford AVS of Illinois	20.00
Elite Violet Club in memory of Mrs. Mary Mackenzie of IL	10.00
Rainbow Violeteers of Wisconsin	5.00
Windsor AVS of CT in memory of Newell Mallette	10.00
Bellflower AVS of CA in memory of Jewell Campbell	5.00
Columbus AVS of Ohio	25.00
Huntington (W.VA) AVS	5.00
AVS of Utah	10.00
First Austin AVS of TX in appreciation to Southwood for use of Mall	10.00
Orangewood Circle of Zellwood Gardens in lieu of speaker's fee to Mrs. J. A. W. Richardson	5.00
First AVC of West Allis (WI)	5.00
Saintpaulia AVS of St. Louis, MO	5.00
AVS of East Bay, CA	25.00
Milwaukee (WI) AVS	25.00
First AVS of Austin (TX) in memory of Carl R. Watson	5.00
Glendale (CA) AVS in memory of Noble Carpentier, son of George and Helen Carpentier	5.00
Waukesha (WI) Violeteers	10.00
AVC of Trenton, NJ	5.00
Manor AVS of Philadelphia, PA in memory of Ellen Hynes, Ivy Coulson, Estelle Seltzer	15.00

Mrs. Millie Blair's commission for new members	5.00
Mrs. Garland H. Wilkins' commission for a new member	1.00
Santa Monica Bay (CA) AVS in memory of Mrs. Lawrence Swartfager	5.00
AVS of Denver (CO) No. 1 in memory of E. W. Townsend	6.00
Pioneer Valley (MA) AVS	5.00
First AVC of Lake Charles, LA	10.00
Bergen County AVS of NJ	25.00
Daytime AVC of WI	3.00
Santa Monica (CA) AVS in memory of Mrs. Dollie Brand	5.00

Lyndon Lyon Says: A Step at a Time...

Breeding trends are what African violet growers want to hear about, Lyndon Lyon of Dolgeville, NY, longtime AVSA Commercial member, told 54 Commercials gathered at the Commercials Breakfast at the Atlanta AVSA convention. The breakfast was the largest attended by Commercials in AVSA history.

"Everybody is looking for differences in African violets," Mr. Lyon explained. "To get peoples' attention we're going to have to produce bigger and better flowers.

"We're going to have to move into new areas — but, only a step at a time.

"Right now our work on new corals is one of our best chances. We need to produce reds and brighter colors, especially in minis and trailers.

"The German market is working on brighter colors," he said. "We almost have a perfect plant but to expand into new areas we're going to have to take a step at a time.

"Minis and trailers are going to have to have more flowers on them. That's another way we're expanding into new areas. We're constantly searching for variations in these areas. But we can only take a step at a time."

NEW LIFE MEMBERS AT CONVENTION

Two new life members were welcomed into the AVSA membership at the convention in Atlanta, GA. They were Mrs. Edgar F. Varick, 161 Orange Avenue, Milford, CT 06460 and Doris Black, 1450 Oakland Road, SPC 5, San Jose, CA 95112.

AVSA BOOSTER FUND

*Mrs. Lucile Plaster, Chairman
8304 Suffolk Dr.
Shreveport, LA 71106*

We, as members of AVSA, have the privilege of contributing toward the continued success of the BOOSTER FUND. We hope that this idea appeals to all of you and that it brings in generous donations to this fund in memory of family or friends or to celebrate some special occasion of interest to the donor. We look forward to hearing from you and we appreciate your participation.

Contributions from March 1 to June 1, 1976:

Rainbow Violeteers, Brookfield, WI	\$ 5.00
Rainbow AVC, St. Louis, MO	5.00
Columbus AVS, Columbus, OH	5.00
Des Moines AVC, Des Moines, IA	5.00
The African Violet Club of Trenton, Trenton, NJ	5.00
Mrs. W. F. Anderson, in lieu of speaker's fee from Windsor Acres Garden Club, St. Louis, MO	10.00
Mrs. W. M. Plaster, in lieu of speaker's fee from Woman's Department Club, Shreveport, LA	25.00
Samuel W. Rolph, Jr. & Helen R. Condon, in lieu of judging expenses from AVC of Trenton, NJ	10.40
Daytime AVC of WI	3.00
Elizabeth Hansen, in lieu of judging expenses from Union Co. Chapter AVSA of NJ ...	20.00
Sidney and Ellie Bogin in memory of Bill Palmer	10.00
Helen & Sam Rolph, Jr., in lieu of judging expenses from Delaware AVS	7.00
Saintpaulia Society of St. Louis, MO	5.00
Tallahassee AVS of Tallahassee, FL	5.00
Corpus Christi AVS, Corpus Christi, TX ..	15.00
Glenn B. Hudson, Westfield, NJ, in lieu of judging expenses from NYCAVS	8.60

COPIES OF OLD MAGAZINES WANTED

Mrs. Chris Leppard, 413 Washington Street, Westfield, NJ 07090 has been working for years to complete her set of African Violet Magazines. If you can help her, write her as soon as possible. Here's what she needs: All four issues, 1, 2, 3, 4 of Volumes 1, 2, 3, 4, 5, 6, 7 and 8 and No. 3 of Vol. 28.

CROSS YOUR I's . . . and DOT YOUR T's . . .

Mrs. W. F. Anderson
360 Tulip Dr.
St. Louis, MO 63119

Have you ever wondered who hybridized and who registered one of your favorite cultivars?

A hybrid is a controlled cross between two different parent strains. Violet crosses are made by placing the pollen from one plant on the blossom of a different plant to produce seed. Plants grown from such seed are hybrids and the person who made the cross to produce the seed is the hybridizer. Hybrid seedlings will vary greatly in foliage as well as color, size and type of blossom. With the exception of the species, all the violets we grow are hybrids. A species plant, if self-pollinated, should produce seedlings that will be the same as the parent plant.

A hybridizer hopes to combine and intensify the best features of each parent in the resultant hybrid seedlings. However, it is possible to intensify the worst features and many seedlings will not be better or different from the parent plants. The hope of producing something new, different and better is the excitement of hybridizing. Many seedlings that are not worthy plants are the disappointment of any hybridizer.

The AVSA "AFRICAN VIOLET MASTER VARIETY LIST" gives the name of the hybridizer with the name and description of the cultivar. The hybridizer may choose to register a seedling after it has been proved for three generations, or rights may be released to another grower. When rights are released, a seedling hybridized by one grower may be registered by another grower.

Some members are confused and do not understand the differences between the AVSA registration lists and the "AFRICAN VIOLET MASTER VARIETY LIST" which has annual supplements published in the September magazine. There will be no supplement this year because a new MVL will be available soon.

The person who registers a cultivar, who may or may not be the hybridizer, is the person named in the registration list. The hybridizer is named in the MVL.

AVSA is the official registration authority for the genus *Saintpaulia*. Refer to the June issue, 1974, for information on registration. New registrations are reported in each issue and a summary is published annually in the March issue.

A registered variety has been tested by propagation from leaf cuttings and will reproduce true to variety. Registration is a public claim to having originated a new and worthy variety. A grower, by naming a variety and asking for registration of that name, is claiming that the variety is distinctly different or superior to existing varieties. After a name is registered, no other plant will be accepted for registration with the same name. Only registered varieties are eligible for special AVSA awards in convention shows and/or the AVSA Collection Awards in affiliate shows.

A new edition of the "AFRICAN VIOLET MASTER VARIETY LIST" (Number 3) will be available soon. It will list names and describe all registered varieties from the inception of registration in 1948 to June 1, 1976, and all species recognized to date. It will also include named but non-registered varieties introduced from 1966 to June 1. This is a worthwhile addition to your violet library. To order a copy, send \$3.50 check payable to AVSA to the Knoxville office with your order. A copy will be mailed as soon as the book is off the press. If you wish an acknowledgment, enclose a stamped, self-addressed postcard with your order.

Both the registration lists and the variety lists have valuable information for hybridizers. Who knows, if you try and try and try again, you may be the hybridizer of the long hoped for yellow African violet? That would be an outstanding achievement.

Judging Schools Are Set

Three judging schools are to be held this fall, according to Ruth Carey, AVSA shows and judges chairman.

On Sept. 25 the Northern California Council of AVS will hold a judging school in Sacramento, CA. Edith V. Peterson, immediate past AVSA president, will be the teacher. Local chairman is Mrs. Raymond E. Hertel, 9495 S. Wales Way, Elk Grove, CA 95624.

A judging school will be held at the New York State Convention on Oct. 7-9. Local chairman of the school is Mrs. John Myska, 97-05 69th Avenue, Forest Hills, NY 11375. Teacher will be Mrs. James Minehan, 29 Circuit Drive, Binghamton, NY 13903.

The AVS of Syracuse, NY is planning a judging school for Oct. 29-30. Local chairman is Mrs. Harold Rienhardt, 4463 W. Seneca Tpk., Syracuse, NY 13215. Teacher will be Mrs. Percy V. Crane, 317 Massapog Street, Sharon, MA 02067.



TINARI'S

BLUE EAGLE

WILD FLAME





A Foote on the Violet Path

By Grace Foote

The Atlanta convention is old story by now but the memories still linger on . . . I've still got my sticker on my car that Judy Stroske, operator of Crestwood Violets at Springfield, VA, distributed at the convention. The car sticker read: "AFRICAN VIOLETS . . . Ask Me About Them!" . . . It was interesting, too, to learn that the Atlanta convention is the second largest in AVSA history—the largest convention was at Atlantic City with 1,100 registrations. Atlanta's final count revealed 775 registrations from 38 states and the District of Columbia! . . . And to think, too, AVSA now has 446 Affiliates and a membership of more than 20,000 . . . The first Judging School was held in Dayton, OH, Feb. 26, 1951 with 137 persons taking the exams. Judges qualifying at the first school who are still qualified AVSA judges are Mrs. C. R. Ballard of Alabama, Mrs. James Minehan and Mrs. Robert Slocomb of New York, Mrs. John Slivka of Ohio, Mrs. Frank Tinari of Pennsylvania and Mrs. Ruth Carey of Tennessee . . . Today AVSA has judges in 35 states and Canada . . . Coming to their first AVSA convention from Tulsa, OK to take the judges' test were Mrs. James (Dorothy) Harris and Mrs. Charles Sims, members of the newly organized AVS of Greater Tulsa . . . Frank Tinari, research chairman, reporting that because the USDA is banning a lot of insecticides and pesticides AVSA research work in some areas is being held up. "There's no use working and finding something effective for pests and diseases and then having it pulled from the market and nullifying all this work", he added . . . Lucile Wasson's educational exhibit at the Atlanta Convention was not only outstanding, it was tremendous! And AVSA was particularly honored because Mrs. Wasson's exhibit was invited to be shown at the International Flower Show in Miami May 19-25. Of course, all those at Atlanta were intrigued with Mrs. Wasson's "Violet Hospital" where poor ailing violets — on crutches, in surgery, recuperating in hospital rooms, just about everything that takes place in a hospital — were there and being taken care of. It was fantastic! . . . Did you know that Helen Doster of Bettsville, OH is in a "blooming business" — literally? Still very active at 82, Mrs. Doster raises African violets and has more than 1,000 plants. In an article in the Fremont, OH newspaper, The News-Messenger, Mar-

garet Pope wrote "When she started her work-hobby several years ago with a few leaves, Mrs. Doster had no idea it would blossom the way it has. 'I got started and couldn't get stopped,' the diminutive woman said. 'If I stopped having my violets to think about and to care for, I would be much like a mother who ran away from her children.'" Mrs. Doster, who has attended nine AVSA conventions, was at the Atlanta parley and during the "Hat Parade" modeled a more than 100-year-old dress and adorable "bonnet", two of the family heirlooms she had stored in an old trunk in her attic . . . Dora Baker, AVSA convention time and place chairman, going down to New Orleans, LA from Atlanta to make further arrangements for our 1980 convention and learning that there'll be no free parking at our convention hotel, the Braniff Place hotel, 1500 Canal Street . . . Dr. Ben Channell of Nashville, TN, president of the Tennessee Gesneriad Society and a speaker at the Atlanta AVSA convention, returning home and confounding gesneriad growers with tales of wonderful happenings with African violets — single plants as large as warriors' shields and well nigh unto a score of years old. The tales told indicate AVSA with its 20,000 members is an active and enthusiastic society . . . And you never heard so many dialects at one convention! I'm from Texas and I don't think I talk differently from New Yorkers or mid-Westerners and those from the "Deep South". But I realized this at a workshop. One man was explaining a certain method and I didn't know whether he was saying "ball" or "bowl". Some one hit the nail on the head when she suggested, "Write it! Put it in the magazine. The written word we can understand. Written dialect can be read!" . . . So that goes for all of you who've been reading this column. Put something in writing! If you're an experienced grower, tell our new members your methods and what you use to make 'em grow and bloom. Our new members are interested in disease control articles. How about an article on hybridizing? What do you know about African violet pests and how to get rid of 'em? See all the things we need to know about?

Please send Coming Events and ALL articles for the Magazine to the Editor — NOT to the Knoxville office.

CONVENTION MINUTES

30th ANNUAL BOARD OF DIRECTORS MEETING

Tuesday, April 27, 1976

The meeting convened at 8:15 P.M. in the Texas Suite of the Sheraton-Biltmore Hotel in Atlanta, Georgia. President Edith Peterson presided, opening the meeting with the invocation. Parliamentarian, Mrs. Thomas J. Edmundson was present.

The following officers, directors and standing committee chairmen were present: Miss Peterson, Mesdames Nelson, Garner, Krogman, Hamilton, Garrity, Rienhardt, Hansen, Lackner, Plaster, Leary, Schroeder, Blair, Bogin, Hawley, Merrell, Freie, Beattie, Chase, Gillespie, Lahr, Baker, Tretter, Anderson, Carey, Messrs Becker, Stone, Watson, Buell, Tinari and Dixon. Absent were Mesdames Burton and Huebscher and Messrs Richter and Burton.

Present by invitation from the president, having a voice but no vote were director nominees Mrs. Boland, Messrs McArthur and Plaster with Mr. Grissom absent. Also present were Clarice Bell, office manager; Mrs. Grace Foote, editor; Mrs. Robert Slocumb, resolutions chairman and chairman of special committees Mesdames Gonzales, Crane and Van Zele.

The president appointed the following committee to approve the convention minutes: Mesdames Gene Garner, Mildred Schroeder and Cordelia Rienhardt.

Reports were read by the President; First Vice President; Second Vice President; Third Vice President; Secretary and Treasurer. Convention Time and Place report was given by Dora Baker.

At this time a MOTION was made by Dora Baker that we accept the invitation in San Francisco of the Northern California Council assisted by the Southern Council of African Violet Societies to hold our convention in San Francisco, California in 1981. Motion carried.

Continuing reports with Affiliate (we now have 448 affiliates); Awards; Boyce Edens (gifts of \$1800.73 this year); Commercial Sales & Exhibits; Commercial Activities and Convention Program. Finance Chairman, E. W. Dixon, presented a detailed comparison report of AVSA receipts and disbursements — actual receipts and expenditures for 3/1/75 to 2/29/76 as against the planned budget for the same period. This was followed with detailed consideration of all items for estimated receipts and disbursements for 3/1/76 to 2/28/77. MOTION by E. W. Dixon that an adding machine for the Treasurer and a typewriter of her choice for the Editor be purchased. Motion passed. Reports were also given by the chairmen of the Library; Membership and Promotion; Nominating and Plant Registration (there were one hundred forty nine new registrations during the period of March 1957 to March 1976 sent in by 36 registrants).

Mr. Frank Tinari gave a verbal report on AVSA research work. A seed bank administered by Penn State to AVSA membership is in the planning stage. It is hoped a new color break would follow. It was also stressed that "more work must be done on the control of the Pritchard Mealy Bug." Money given by AVSA grant to Penn State Genetic project through Dr. Craig on the research work enables students to attend the university who otherwise could not attend.

Best Varieties chairman gave her report. MOTION made by Madeline Gonzales that S.R. 1 A6, page 45 be deleted. Motion carried. As reports are read and accepted they are filed with the Secretary's original copy in the Knoxville office.

MOTION made by Ellie Bogin and carried that meeting be adjourned at 11:15 P.M. until 9:00 A.M. on Wednesday, April 28, 1976.

x/Lizeta Tenney Hamilton, Secretary
x/Cordelia Rienhardt
x/Gene Garner
x/Mildred Schroeder

BOARD OF DIRECTORS MEETING

Wednesday, April 28, 1976

The meeting was called to order at 9:00 A.M. in the Texas Suite of the Sheraton-Biltmore Hotel, Atlanta, Georgia by President Edith Peterson. The invocation was given by Mrs. Dora Baker. Mrs. T. J. Edmundson, parliamentarian, was present. The roll call was the same as Tuesday evening's meeting except that Mrs. Gonzales, Mr. Plaster were absent.

The special committee appointed for Knoxville office needs report was submitted by Mesdames Carey, Crane, Nelson and Garner. Recommendations that there be in addition to the office manager a second full time employee to be paid on an hourly basis; that the two adjacent offices, now available and adjacent to present AVSA office, be rented; and that a new graphotype machine be purchased at this time were made. MOTION made by Ruth Carey that these recommendations be adopted. Motion carried.

It was proposed by Chairman of Publications that five issues of 72 pages be continued; or five issues with 8 pages be added to each issue; or six issues (bimonthly) be considered. After considerable discussion MOTION was made by Adeline Krogman to stay with the five issues, increased by 8 pages in each issue and effective with the September '76 issue. Motion carried.


Publications chairman recommended an increase in ad rates, the last having been made in 1970.

a. for one column	b. for two columns
1" \$12.00	2" (¼ page) \$38.25
2" 20.00	4¼" (½ page) 72.25
3" 28.50	5" 80.00
4" 36.00	6" 96.00
4¼" 38.25	8½" (full page) 127.50
4½" 40.50	
6" 54.00	

MOTION made by Neva Anderson that the advertising rates be increased according to formula presented, approximately a 25% increase, to be effective in the African Violet Magazine January '77 issue. Motion carried.

MOTION made by Neva Anderson that the recommendations, approved by ballot vote as submitted in the president's newsletter, be adopted: to include in the contents of the MVL No. 3 all recognized species and nonregistered varieties published from June 1966 to June 1969 in addition to the material suggested previously. Motion carried.

The MVL No. 3 will be the last time we plan printing





LYNDON LYON'S

(Photos by Grower)

LITTLE DELIGHT

TOP JOB





DANCIN' DELIGHT

SPLASHES



the entire registration. MOTION by Neva Anderson that we publish 10,000 MVL No. 3; to be made available at the St. Louis convention; to be advertised in the November AV Magazine and to be sold at a cost of \$3.50. Motion carried.

Following discussion on proper procedure for the printing of MVL No. 3, MOTION was made by Neva Anderson that we omit publication of the MVL this year; that next year we pick up in June where we stopped; and that we publish the registration list from June 1 to June 1 to get onto the right cycle. Motion carried.

MOTION by Neva Anderson that we strike out "Volume 2" in Standing Rules VI B, page 20 and substitute "Number 3". Motion carried.

MOTION by Neva Anderson that the AVSA Guide Booklet for presidents and representatives which are to be for sale, be purchased at \$1.00 each through the Knoxville office and that information to that effect be published in the AV Magazine. Motion carried.

Reports of the Advertising Manager, Melva Nelson; Miniature and Semiminiture by Ellie Bogin; MVL by Adele Tretter; and Public Relations, Helen Van Zele are all attached as given to these minutes. Mrs. Plaster, AVSA Booster Fund, reported \$571.00 for the current year. MOTION made by Mrs. Plaster that the rules for this committee be included as presented under other special committees in the Standing Rules. Motion carried.

Meeting adjourned at 12 Noon to 1:30 P.M. in the Texas Suite.

x/Lizeta Tenney Hamilton, Secretary
x/Cordelia Rienhardt
x/Gene Garner
x/Mildred Schroeder

At 1:35 P.M. the board meeting reconvened in the Texas Suite. Attendance was the same except Emma Lahr was present. Mrs. T. J. Edmundson, parliamentarian, was present.

Report of the Shows and Judges chairman, Ruth Carey, offered the following S.R. changes: Rule X A1c, page 33 (AVM page 63) delete 'prior to' and replace with 'during'. MOTION made by Ruth Carey and carried; S. R. V D6 (AVM page 63) adding "d. If two gold (and no purple) (5)" and "Five points will be given if one gold and one purple rosette are awarded, or if two golds (and no purple) are awarded, whether rosettes are awarded to amateur or commercial members. (The same 5 pts. will be given for two golds and two purples)". MOTION made by Ruth Carey and carried.

Editor's report was given and attached to these minutes.

MOTION by Neva Anderson that Grace Foote and Gus Becker continue as editor and publisher. Motion carried.

Printer's report and full explanation given by Gus Becker . . . attached as presented.

MOTION made by Neva Anderson that S.R. VI C page 16 have "Publications Chairman" included. Motion carried.

Further and final discussion by E. W. Dixon of the Finance committee put the final touches on present plans and the 76-77 budget. MOTION by Frank Tinari that this budget be accepted. Motion carried.

L. Hamilton presented additions for the Standing Rules committee on general procedures. MOTION that should a board member lose a copy of the standing rules, a copy could be obtained from the secretary for \$2.00 to cover costs was made and lost.

Annual report by Clarice Bell, office manager was given as attached. MOTION by Neva Anderson that on page 20 of the standing rules, rule III D be deleted. Motion carried.

A letter dated 4/16/76 from Mr. James Klawitter of Pennsylvania was read, discussed and referred to Edith Peterson, president, to answer. A letter of 6/75 regarding insufficient supply of gesneriads in convention by commercials other than African violets was discussed.

Adjournment at 4:20 P.M.

x/Lizeta Tenney Hamilton, Secretary
x/Cordelia Rienhardt
x/Mildred Schroeder
x/Gene Garner

30th ANNUAL BUSINESS MEETING

Saturday, May 1, 1976

The AVSA annual business meeting was called to order at 10:05 A.M. by Edith Peterson, President, in the Sheraton Hall of the Sheraton-Biltmore Hotel at Atlanta, Georgia. Mrs. T. J. Edmundson, parliamentarian and all executive officers were present. The invocation was given by Ellie Bogin.

The committee to approve the minutes: Cordelia Rienhardt, Gene Garner and Millie Blair.

The treasurer, Florence Garrity, read the report of receipts and disbursements. MOTION made to accept the auditor's report.

Resolution chairman, Ann Slocomb, read the Resolutions: Whereas, information, inspiration and sociability have been graciously provided for all present; therefore be it Resolved, that we convey our sincere appreciation and gratitude: To the Chairman of this convention, Mrs. J. A. W. (Ann) Richardson, Tavares, Fl., and to the Vice Chairman, Mrs. R. M. Pyle, Jr., Pensacola, Fl., and their entire committee, for their very efficient planning and fine organization of the convention. To the Show Chairman, Mrs. Frank S. (Chris) Huebscher, Panama City, Fl., whose able assistance added much to the success of the convention. To the Hospitality Chairman, Mrs. Russell I. Yawger, Clearwater, Fl., and her committee. To our beloved and dedicated President, Miss Edith V. Peterson, for help in preparation of this convention, for her untiring devotion, loyalty and thoughtfulness to all our members. To our Treasurer, Miss Florence M. Garrity, for her loyalty to our Society. To the Program Chairman, Mrs. Ross V. Lahr, and her assistants for their preparations for education workshops, for arranging beneficial programs, and for obtaining and scheduling interesting speakers. To the Awards Chairman, Mrs. Richard A. Chase and committee, for her competent work in securing the merit awards in acknowledgment of superlative artistic and horticultural accomplishments. To our Chairman of Shows and Judges, Mrs. James B. Carey, for her untiring effort, understanding, and loyalty to AVSA and her committees. To our Time and Place Chairman, Mrs. H. Harold Baker and her committee. To the Commercial Chairman, Mr. Jimmy Watson, and members who participated in the show, and to the amateur exhibitors who contributed to the distinction of the show. To the Executive Board members, the Board of Directors, the Standing Committee Chairmen, and their committees for their devotion and perseverance in the performance of their duties. To our honored guest: Dr. Richard Craig, Associate Professor, Pennsylvania State

University, University Park, Pa. To the newspaper, television and radio personnel for their services in publicizing the convention. To the Manager and his staff of the Sheraton-Biltmore Hotel of Atlanta, Georgia, for courteous and amiable attention and their consideration for the needs of those members present at the convention. to ALL MEMBERS of our Society who contributed their time and efforts to make a grand success of this our thirtieth convention; and be it further, Resolved that a copy of this resolution be made a part of the minutes of this convention.

(signed)
Ann Slocomb (Mrs. Robt. I.),
Resolutions Chairman

MOTION made by Grace Foote that these resolutions be spread in full upon the minutes. Motion carried.

The nominating report was read and the President asked for further names for each elective post and, finally, any of the offices. There being none, the nominations were closed. Since there was no opposition, the secretary was instructed to cast the ballot for President, Mrs. E. A. Nelson; First Vice President, Mrs. Marvin E. Garner; Second Vice President, Mr. Wm. J. Krogman; Third Vice President, Mr. Harvy L. Stone; Secretary, Lizeta Tenney Hamilton and Treasurer, Miss Florence N. Garrity. Directors W. M. Plaster, Lloyd Lyn McArthur, Mrs. Ross V. Lahr, Mrs. Arthur Boland, and Lawrence B. Grissom. President Edith Peterson declared the officers duly elected.

Neva Anderson presented a corsage to St. Louis' new and duly elected president, Melva Nelson!

The committee for the St. Louis convention on 4/21,22,23/77 was announced: Mrs. Daniel Dohm, Jr., chairman; Mrs. Dana R. Gipson, vice chairman and Mrs. Fred C. Young, show chairman.

There being no further business, Mrs. James B. Carey installed the executive officers and directors.

Greetings to all of AVSA came from our new president, Melva Nelson with emphasis on the St. Louis convention.

Adjournment at 10:35 A.M. with announcement that the board meeting would follow immediately in the Texas Suite.

x/Lizeta Tenney Hamilton, Secretary

x/Cordelia Rienhardt

x/Gene Garner

x/Millie E. Blair

BOARD OF DIRECTORS MEETING

Saturday, May 1, 1976

The AVSA Board of Directors meeting was called to order at 11:15 A.M. in the Texas Suite of the Sheraton-Biltmore Hotel, Atlanta, Georgia. The invocation was given by Jimmy Watson.

The booklet for officers, directors and committees for the ensuing year was distributed to each member of the board. MOTION made by Jimmy Watson that appointments be approved. Motion carried.

Roll call with executive officers Nelson, Garner, Krogman, Stone, Hamilton and Garrity as well as past president Edith Peterson all present included Beattie, Blair, Bogin, Hawley, Merrell, Boland, Grissom, Lahr, McArthur, Plaster and Rienhardt. Huebscher, Leary,

Richter, Schroeder and Burton were absent. Committee chairmen Freie, Chase, Lidiak, Watson, Buell, Richardson, Tinari, Baker, Crane, Tretter, Anderson, Casey were present with Schroeder and Burton absent.

Approving committee for minutes was appointed: Cordelia Rienhardt, Gene Garner, and Millie Blair.

Finance chairman Estelle Crane reported approval of the current budget for 76-77 rereading details. MOTION by Florence Garrity that the Membership and Promotion budget be increased by \$200 to cover display at the International Flower Show by the National Council of State Garden Clubs at Miami, Florida. Motion carried. MOTION by Estelle Crane that the budget be accepted. Motion carried.

Jimmy Watson, chairman of Commercial Sales and Exhibits, was asked for his report. Not yet completed, an interesting interim report was given showing an excess of receipts over disbursements of approximately \$522.51 for this work.

Discussion of late registration fees followed. MOTION by Ann Richardson that registrations received prior to convention opening will be \$6.50 for the entire convention and \$3.50 for one day. Registration fees received by the registration chairman after this date shall be \$8.00 for the entire convention and \$5.00 for one day. Motion carried.

MOTION by Ellie Bogin that the Miniature and Semi-miniature list be considered as a supplement for the MVL. Motion carried.

Albert Buell reported on the Commercial Activities committee recommending as motions by the committee that AVSA advertising of a culture leaflet include request of enclosure of a self-addressed stamped envelope. Motion carried. MOTION that all AVSA affiliates and AVSA where plausible, have dual classes and awards for amateurs and commercials. Motion carried. MOTION by Ellie Bogin that previous motion be reconsidered. Motion carried.

MOTION by Neva Anderson that the proposed recommendation by Commercial Activities committee chairman, Al Buell, be referred to the Board at the next convention. Motion carried. President Nelson appointed Ruth Carey as chairman with J. Watson, C. Rienhardt, C. Chase and N. Anderson.

The treasurer, Florence Garrity made a MOTION that approval be given for a regular Savings Account for placement of excess AVSA funds in the Suffolk Franklin Savings Bank, Boston, Massachusetts for use when the Treasury Bills fall below 5¼%. Motion carried. MOTION by Florence Garrity for approval for an AVSA convention account in Crestwood Bank, St. Louis, MO for upcoming convention. Motion carried.

Motion to adjourn and carried at 1:20 P.M.

x/Lizeta Tenney Hamilton, Secretary

x/Cordelia Rienhardt

x/Gene Garner

x/Millie Blair

◆
PLEASE BE PATIENT

If your article or picture has not been printed in the magazine please be patient. As soon as space is available, it will be used.

◆
Please send names of new officers to Helen Freie, Affiliate chairman — NOT to the Editor!



CHEERFUL CHANCE, House of Violets

DIXIE DANDY — House of Violets, Camden, Ark.



Bylaws of the African Violet Society of America, Inc.

Organized November 8, 1946
Incorporated June 30, 1947

Adopted At Regular Annual Meeting
Philadelphia, Pa., May 13, 1950
As Amended Milwaukee, Wis., April 18, 1970

ARTICLE I

Name and Object Section 1

NAME: This society shall be known as the African Violet Society of America.

Section 2

SEAL: The corporate seal of the society shall be kept at the business office of the society.

Section 3

NON-PROFIT: This society shall be and exist as a non-profit organization.

Section 4

OBJECT: The object of the society shall be to afford a convenient and beneficial association of persons interested in the African violet (*Saintpaulia*); to stimulate a widespread interest in the propagation and culture of African violets; to promote ways and means for the distribution of all varieties and species among the members and others interested in growing them and to gather and publish reliable, practical information concerning this organization, the culture and propagation of the African violet, and other articles of interest to the members.

ARTICLE II

Membership and Dues Section 1

ELIGIBILITY: Any person interested in the growing of African violets shall be eligible to membership in this society.

Section 2

CLASSES: There shall be six (6) classes of membership in the society, namely:

- a. INDIVIDUAL: which shall be any one person.
- b. ASSOCIATE: which shall be any person living at the same address as a person having any other class of membership. An associate member shall not receive the society magazine or notices of meetings and bylaws amendments carried therein but shall have all other privileges of an individual member by paying half the dues required for individual membership.
- c. COMMERCIAL: which shall be all persons or firms who advertise consistently and/or sell one thousand (1,000) or more African violet plants or leaf cuttings annually or who manufacture or advertise for sale, fertilizer, disease and insect control materials, equipment, tools or any other merchandise pertaining to or applicable to growing African violets.
- d. SUSTAINING: which shall be those individuals or organizations interested in the objects of this Society and paying the Sustaining Membership fee.
- e. LIFE: which shall exempt such members from annual dues upon payment of the life membership fee.
- f. HONORARY LIFE: which shall be persons given a life membership by the society for outstanding services. They shall have all of the privileges of membership but shall be exempt from future payment of dues.

Section 3

AWARD MEMBERSHIPS: may be given by the Awards Committee with the approval of the executive committee provided not more than one (1) honorary life membership nor more than ten (10) yearly memberships may be awarded during any one (1) term.

Section 4

REVOKE: The Board of Directors may revoke any membership for just cause provided that refund shall be made to life members in the amount paid by them minus the accumulative sum for individual membership to date of revocation.

Section 5

DUES: The amount of dues for each membership shall be determined by vote of the Board of Directors provided that no increase shall exceed fifty percent (50%) of the amount paid in the current year, or be effective within twelve (12) months of any previous increase. Dues shall be payable in advance, to the treasurer of the society and shall cover the twelve (12) month period from the first day of March through the last day of February.

Section 6

MEMBERSHIP VOTE: Each paid to date membership shall entitle the holder to voice and vote in the business meetings of the society.

ARTICLE III

Affiliations and Charters Section 1

AFFILIATED CHAPTERS: Any group of persons interested in African violets may form a chapter and affiliate with the society upon payment of the fee set for such affiliation and in return they shall receive copies of publications which may be sent to any member of their choice: the AVSA Collection Award, first and second place; AVSA Standard Show Award, and AVSA Standard Show Achievement Award and other awards as may be determined by the Board of Directors in the future, and library service if desired.

Section 2

Groups of members and/or societies in one or more states or countries may affiliate as Councils, State Societies or Regional Group Societies upon payment of the fee set for such affiliation and shall be entitled to receive the AVSA Collection Award, first and second place, AVSA Standard Show Award, and AVSA Standard Show Achievement Award, library service, and the AVSA Sweepstakes Award.

Section 3

JUDGES COUNCILS: Groups of judges from one or more states, districts, or areas may affiliate as Judges Councils upon payment of the fee set for such affiliation and in return they shall be entitled to the AVSA Collection Award, first and second place; AVSA Standard Show Award and AVSA Standard Show Achievement Award, library service, and the AVSA Sweepstakes Award.

Section 4

CHARTERS: shall be issued to all affiliated groups upon registering the name of the group with the Affiliate Chairman. A president's card is available to those groups who supply the name and address of the group president.

Section 5

VOTING STATUS: Affiliated groups as such shall have no voice or vote in the society business meetings and no member of a group may use the group's affiliation for individual membership privileges.

Section 6

REVOKE: The Board of Directors may revoke any charter for just cause, but no individual member shall lose membership because of the loss of the group charter.

ARTICLE IV

Meetings and Quorum

Section 1

ANNUAL MEETINGS: shall be held at the convention which shall be held at such time and place each year as the Board of Directors shall determine.

Section 2

SPECIAL MEETINGS: may be called by the Board of Directors or the president and two (2) other elected officers.

Section 3

QUORUM: at any of the society meetings shall be fifty (50) individual members each of whom must be able to produce a paid to date membership card.

Section 4

QUORUM: at any meeting of the Board of Directors shall be ten (10) members of the Board.

ARTICLE V

Officers and Their Duties

Section 1

ELECTIVE OFFICERS: The elected officers of this society shall be:

- a. **PRESIDENT:** who shall have general superintendency of the affairs of the society; preside at meetings of the society, Board of Directors, and executive committee; keep informed on all work of the society and make reports thereon as may be required; appoint committee chairmen; fill all vacancies in offices and committees during the term; countersign checks drawn on the treasury; be a member ex-officio of all committees except the nominating; and assume other duties necessary in the best interest of the society.
- b. **FIRST VICE PRESIDENT:** who shall preside at meetings in the absence of the president or when called upon; countersign checks when the president or treasurer cannot sign; and perform other duties as assigned.
- c. **SECOND VICE PRESIDENT;** who shall preside at meetings in the absence of the president and first vice president or when called upon; and perform other duties as assigned.
- d. **THIRD VICE PRESIDENT:** who shall preside at meetings in the absence of the president, first and second vice presidents or when called upon, and perform other duties as assigned.
- e. **SECRETARY:** who shall be responsible for keeping accurate records of the meetings of the society, Board of Directors, and executive committee; and assume other duties relative to the office or that may be assigned.

- f. **TREASURER:** who shall be responsible for the safe keeping of the society funds and payment of bills by checks signed by two (2) of the three officers recognized by the banks to sign checks; keep an accurate book record of all monies received and disbursed; render financial reports as the Board of Directors may require; and help prepare the annual budget in detail. He shall be bonded in an amount set by the Board of Directors and shall submit all records related to the treasury for audit annually by a Certified Public Accountant selected by the executive committee. The cost of both audit and bond shall be included in the budget and be paid by the society. The Certified Public Accountant's report shall be sent to the members of the Board in advance of each annual meeting.

Section 2

DIRECTORS: There shall be fifteen (15) directors elected from the membership-at-large, one (1) of which shall be a resident of the Dominion of Canada. They shall be elected to serve terms of three (3) years each, five (5) being elected each year.

Section 3

PARLIAMENTARIAN: A parliamentarian may be appointed by the president to serve at the annual meeting, or for the entire term, remuneration to be decided by the Board of Directors.

ARTICLE VI

Nominations and Elections

Section 1

ELIGIBILITY: To be eligible to hold office in this society a nominee must be a member in good standing and have served at least one (1) year as a member of the Board of Directors.

Section 2

TERMS OF OFFICE: The terms of officers shall be one (1) year or until their successors are elected and each term shall begin at the conclusion of the annual convention at which they are elected excepting that of the directors, which shall be governed by Section 2, of Article V. No elected officer shall serve more than two (2) consecutive terms in the same office excepting the treasurer whose terms may be unlimited and the directors who shall not succeed themselves.

Section 3

NOMINATIONS: shall be offered as follows:

- a. By a nominating committee.
- b. From the floor, the nominees being present.

Section 4

ELECTIONS: shall be by ballot excepting when there is only one (1) name in nomination for an office, in which case the secretary may cast the ballot or it may be dispensed with in favor of viva voce voting.

ARTICLE VII

Administration and Management

Section 1

The Board of Directors shall consist of elected officers, the fifteen (15) directors, the immediate past president, and the chairmen of standing committees. This Board shall:

- a. Manage the society affairs between annual meetings.
- b. Have the same officers as those elected by the society.

- c. Meet regularly immediately before and after the annual convention of the society. Special meetings may be called by the president or upon request of the executive committee.
- d. Set the policies of the society and make their own standing rules provided they do not conflict with the bylaws of the society.
- e. Appoint an editor of publications, who shall be responsible for the preparation and issuance of all publications authorized by the Board of Directors.
- f. Submit the minutes of all meetings of the Board of Directors for publication in one of the first two African Violet Magazine issues following the convention.

Section 2

THE EXECUTIVE COMMITTEE: shall consist of the elected officers and they shall have the authority to conduct any necessary business of the society during the interim between meetings of the Board of Directors.

Section 3

EXECUTIVE PERSONNEL: An executive director may be selected and appointed by such procedure as deemed advisable by the Board of Directors. The salary of such person and any additional employees necessary for the management of the society shall be set by the Board of Directors who shall also have the power to remove any salaried employee. The authority to employ and the power to remove subordinate personnel may be delegated by the Board of Directors to the executive committee or executive director.

Section 4

INDEBTEDNESS: The officers, executive committee, Board of Directors, or anyone delegated by them shall not incur any debt or liability in the name of the society beyond the available or maturing funds in the treasury, excluding any monies or securities held for specific purposes.

Section 5

INVESTMENTS: All monies received for life membership dues shall be invested by the treasurer as directed by the Board of Directors. The interest in part accruing therefrom shall be used to provide for subscriptions each year at the rate of one-half the regular subscription price, for each Life member and for each Honorary Life member.

Section 6

BONDS: All society officers, committee chairmen, members and employees handling society funds, shall be bonded in a blanket bond, the cost of same to be paid by the society.

ARTICLE VIII

**Committees
Section 1**

STANDING COMMITTEES: shall not exceed fifteen (15) in number including Affiliate, Awards, Boyce Edens Research Fund, Commercial Activities, Commercial Sales and Exhibits, Convention Program, Convention Time and Place, Finance, Library, Membership and Promotion,

Nominating, Plant Registration, Publications, Research, Shows and Judges. These committees shall perform duties as specified in the bylaws, standing rules, and as ordered by the Board of Directors.

- a. **THE FINANCE COMMITTEE:** shall prepare a budget in detail for guidance during the ensuing year. A sum shall be included in the budget to cover reasonable traveling expenses of officers and committee chairmen while engaged in travel on essential business of the society when authorized by the President. To be effective the budget must be approved by the Board of Directors.
- b. **BOYCE EDENS RESEARCH FUND COMMITTEE:** shall collect the Boyce Edens Research Fund contributions and remit same to the treasurer, who shall maintain this fund in a separate account to be used for research funds.
- c. **THE NOMINATING COMMITTEE:** shall consist of five (5) members who shall be appointed by the president with the approval of the Board of Directors. Three (3) members of this committee shall serve terms of three (3) years each, one (1) being appointed each year and the remaining two (2) shall be past presidents of the society who may serve an unlimited number of years but the appointment of which shall be annually. This committee shall select one (1) nominee (from a list of those having served at least one (1) year on the Board of Directors) for each office to be filled; and the names selected shall be submitted to the president (after confirming that they will serve if elected) in ample time to notify the membership by mail or through the magazine at least thirty (30) days in advance of the annual convention date.

Section 2

SPECIAL COMMITTEES: may be appointed by the president during the term, with the approval of the executive committee, which may be obtained by mail.

ARTICLE IX

**Parliamentary Authority
Section 1**

ROBERT'S RULES OF ORDER REVISED shall be the parliamentary authority on all questions not covered in these bylaws.

ARTICLE X

Section 1

AMEND: These bylaws may be amended at any meeting of this society provided: the amendments have been sent to each member of the society except associate members at least thirty (30) days prior to the meeting date; and they have been approved by at least a two-thirds (2/3) vote of the Board of Directors.

Section 2

REVISED: These bylaws may be revised in the same manner as amended excepting that a revision must be ordered by a two-thirds (2/3) vote of the Board of Directors or by the assembly at a regular convention meeting of the society.

MAGAZINE BINDERS

**Sold only in pairs, \$7.00 a pair postpaid.
Send order and check to AVSA, P. O. Box
1326, Knoxville, TN 37901**

**AFRICAN VIOLET MAGAZINE
BACK ISSUES**

Write for a list of those available. Reduced rates in effect. Complete your set now. AVSA office, P. O. Box 1326, Knoxville, TN 37901.

AVSA JUDGES, *LIFETIME JUDGES, and †TEACHERS
June 1, 1976

CANADA

Mrs. Jacqueline Agnew, 8 Smith St., Moncton, N.B., E1C-8G2
D. Avery, 9717-116 St., Surrey, B.C., V3V-3Z8
†*Mrs. C. W. Beattie, 283 Churchill Dr., Winnipeg, Man., R3L-1V7
Floyd O. Chrysler, 140 Petworth Crescent, Agincourt, Ont. M1S-3M5
Dorothy Duckett, 4024 Dewdney Ave., Regina, Sask. S4T-1A2
Mrs. Greta Durand, 1132 Lake Twintree Dr. SE, Calgary, Alb. T2J-2T1
Mrs. R. A. Engstrom, 180 Halifax St. N, Regina, Sask. S4R-2W4
Mrs. I. Haddow, 663 Royal Rd., Winnipeg, Man. RCR-OW7
Mrs. Phyllis Hall, Rt. 1, Penobsquis, N.B. E0E-1L0
Mrs. Leo Hutchinson, 622 Balmoral St., Saskatoon, Sask.
Mrs. M. Innard, 122 Regina Ave., Kenora, Ont. P9N-2Z7
Mrs. I. Jenkins, 286 Helmsdale Ave., Winnipeg, Man. R2K-0V9
Mrs. L. Kirik, R. R. 1, North Bay, Ont. P1B-8G2
Mrs. L. Knight, 436 Dalton St., Winnipeg, Man. R2X-2C6
Mrs. Murna A. Kosowan, 57 Davidson St., Barrie, Ont. L4M-3S1
Sue Lampkin, 1042 Falgarwood Dr., No. 97, Oakville, Ont.
Miss Sandra Lex, 70 Enfield Ave., Toronto, Ont. M8W-1T9
Mrs. Mabel Mlazar, Box 207, Ft. Quappelle, Sask. S0C-1S0
Mrs. W. Neate, 981 Indian Rd., Mississauga, Ont. L5H-1R6
Mrs. D. H. Nelson, 2456 Eastview, Saskatoon, Sask.
Mrs. Katherine Nemeth, 497 Raglan Rd., Winnipeg, Man. R3G-3EA
Mrs. William Palmer, 54 Col. Danforth Trl., West Hill, Ont. M1C-1R1
Mrs. Marg Peters, 1041 Robinson St., Regina, Sask.
S. Donald Plevin, 7537 Netherwood Rd., Mississauga, Ont. L4T-2N8
Mrs. K. Price, 15 Princess Pl., Regina, Sask. S4S-2K3
Mrs. Sylvia Richardson, 2907 Lakeshore Blvd. W., No. 2, Toronto, Ont. M8V-1J3

Robert C. Serbin, 188 Sterling Ave., Winnipeg, Man. R2X-2R7
Mrs. T. Southall, 439 Locksley Bay, Winnipeg, Man.
A. B. Turner, 27 Lorne Scots Dr., Milton, Ont. L9T-2Z2
Mrs. J. Wilson, 266 Baltimore Rd., Winnipeg, Man. R3L-1J1

ALABAMA

*Mrs. J. D. Austin, 1221 41st St. W, Birmingham 35208
†*Mrs. C. R. Ballard, 630 Cloverdale Rd., Montgomery 36106
Mrs. Palmer H. Bell, 473 Shades Crest Rd., Birmingham 35226
Myra Benton, Rt. 6, Andalusia 36420
*Mrs. Clarence F. Boggan, 4421 Clairmont Ave., Birmingham 35222
Mrs. J. M. Breckenridge, 1042 19th Ave. S, Birmingham 35205
Mrs. E. G. Brown, 45 South Valley Rd., Palmetto 35123
Mrs. T. H. Collins, 1901 Southwood Rd., Birmingham 35216
Mrs. Virgil Culver, 1128 Druid Hills Dr., Montgomery 36111
*Mrs. Ed R. Davis, Box 16, Montevallo 35115
Mrs. Charles J. Donald, Jr., 3308 E. Briercliff Rd., Birmingham 35223
Mrs. W. A. Donaldson, 1025 Inzer Dr., Birmingham 35214
†*Ruby T. Eichelberger, 1409 S. 10th St., Birmingham 35205
Mrs. Lucille C. Forslund, 800 Comer Cir., Birmingham 35216
Mrs. W. L. Frank, 1110 Sims Ave., Birmingham 35213
Elizabeth Fuller, 3412 S. Perry St., Montgomery 36105
Mrs. Margaret W. Harrison, 2432 Belcher Dr., Montgomery 36111
Mrs. Nelson J. Haskell, 10038 Torino Dr. SE, Huntsville 35803
Mrs. L. T. Hatcher, 1051 Shades Crescent Rd., Birmingham 35226
Mrs. J. C. Henry, 312 Greatview Cir., Birmingham 35226

Mrs. B. B. Howard, Rt. 2, Box 315, Montgomery 36108
 Mrs. E. M. Irwin, 1312 Main St., Gardendale 35071
 Miss Kathleen Langston, P. O. Box 52, Jemison 35085
 Mrs. Frank Ledford, 2052 Kentucky Ave., Birmingham 35216
 Mrs. Elbert M. Lewis, 3400 Venona, Apt. B-11, Huntsville 35810
 Mrs. Roy Lockhart, P. O. Box 20051, Birmingham 35216
 Mrs. H. L. McClure, Sr., Box 4, Palmyra 35123
 Mrs. Beverly Montgomery, 630 Cloverdale Rd., Montgomery 36106
 Mary Pritchett, 3765 Spearman Dr., Birmingham 35216
 Mrs. Orland O. Sisler, 2833 Ashley Ave., Montgomery 36109
 Doris Till, 347 Ogden Rd. Montgomery 36105
 Mrs. M. E. West, 1100 Euclid Ave., Birmingham 35213
 Mrs. Ted Wohlford, 2320 Farley Ter., Birmingham 35226

ARIZONA

Miss Jessie Bates, 351 E. Radasill Rd., Tucson 85704
 Norma Beckman, 201 S. Avenida De La Vista, Tucson 85710
 Mrs. R. T. Buford, 11070 E. Linden, Rt. 12, Tucson 85715
 Mrs. Russell E. Butler, P. O. Box 810, Green Valley 85614
 Sylvia G. Clevenger, 8042 E. Rosewood, Tucson 85710
 *Mrs. Helen Fallon, 4379 N. Parkway, Apt. 526, Scottsdale 85251
 Mrs. Noble Hoyne, 4861 Hidden Valley, Tucson 85715
 Mrs. Frank B. Over, 4850 E. Cooper, Tucson 85711
 Tina Pfifer, 9030 E. 9th St., Tucson 85701
 Joseph S. Reiter, Jr., 835 N. 5th Ave., No. 10, Tucson 85705

CALIFORNIA

Mrs. Gertrude Allgeier, 1060 Cavanaugh Way, Sacramento 95822
 Mrs. Cecile L. Ambler, 220 El Toyonal, Orinda 94563
 Louis B. Ambler, Jr., 220 El Toyonal, Orinda 94563
 James R. Anderson, 9515 Flower St., Bellflower 90706

Mrs. E. T. Bartholomew, 172 W. Elfin Green, Port Hueneme 93041
 *Mrs. Millie Blair, 213 Alhambra Ave., Vallejo 94590
 George M. Carpentier, 2358 Montrose Ave., Montrose 91020
 Mrs. Celine K. Chase, 482 Rutherford Ave., Redwood City 94061
 Mrs. Lois J. Clark, 3800 Madrid Ave., Bakersfield 93309
 Mrs. Doris F. Cormier, 1859 Anamor, Redwood City 94061
 Mrs. Joe M. Craig, 1525 Harper St., Santa Cruz 95060
 Alyene Daggett, 1414 Usona Dr., San Jose 95118
 Mrs. A. V. Dye, 3385 Valley Square Ln., San Jose 95117
 Mark S. Eggink, 17847 Hoffman Ave., Cerritos 90701
 Mrs. Roland A. Fogg, 962 Chehalis Dr., Sunnyvale 94087

†*Helen M. Freie, 4854 N. Cedar St., El Monte 91732
 Mrs. Madeline Gonzales, 200 Doris Ave., San Jose 95127
 Minnie Y. Hall, 390 N. Winchester, Apt. 16-A, Santa Clara 95050
 Mrs. Irene Haseltine, 365 S. Henry, San Jose 95117
 *Mrs. R. E. Hertel, 9495 So. Wales Way, Elk Grove, CA 95624
 Arthur F. Hill, 1468 Ponderosa Ave., Fullerton 92631
 Mrs. H. C. Kahrmann, Jr., 1556 Foxworthy St., San Jose 95118
 Berniece H. Kennerson, 11818 Gateway Blvd., Apt. 3, Los Angeles 90064
 Mrs. Frances C. King, 3327 28th St., San Diego 92104
 Mrs. A. G. Kirschbaum, 400 E. Remington Ave., # D-316, Sunnyvale 94087
 Mrs. Paul Lazetera, 1651 Campbell Ave., San Jose 95125
 Madge R. Lillquist, 8515 Ranchito Ave., Panorama City 91402
 Jean R. Natter, 260 Bennett Ave., Long Beach 90803
 *Mrs. Evelyn Nienstadt, 761 11th Ave., San Francisco 94118
 †*Miss Edith V. Peterson, 1545 Green St., San Francisco 94123
 Mrs. Marion B. Pinkston, 5216 Marburn Ave., Los Angeles 90043
 Mrs. Francis Poss, 12 Kelton Ct., San Mateo 94403

*Lawrence E. Rosenfeld, 2030 Junction Ave., El Cerrito 94530
 *Mrs. Lawrence E. Rosenfeld, 2030 Junction Ave., El Cerrito 94530
 Ethel Rosenthal, 32 Terra Vista, # 2, San Francisco 94115
 *Mrs. Stanley C. Russell, 238 S. Amalfi Dr., Santa Monica 90402
 Mrs. Margaret Schantz, 1155 Lone Pine Ln., San Jose 95120
 Mrs. Clifford Schnurstein, 3628 Centinela Ave., Los Angeles 90066
 Mrs. Miriam H. Schuler, 1108 Douglas Ave., Oxnard 93030
 *Mrs. Thomas Springer, 2601 Elton Ave., Bakersfield 93306
 Mrs. Ruth Stone, 4337 Arden Pl., Oakland 94602
 Mrs. Lula E. Strange, 1419 Harper St., Santa Cruz 95060
 Herbert Tanney, M.D., Century City Medical Plaza, 2080 Century Park East - Suite 810, Los Angeles 90067
 John W. Thein, 16424 Ludlow St., Granada Hills 91344
 Mrs. Mary Tompkins, 892 Gallatin Dr., Apt. 3, Santa Clara 95051
 Mrs. Muriel A. Warwick, 645 Pegasus Ln., Foster City 94404
 *Mrs. Faye Wills, 9717 Maple Ave., Bellflower 90706

COLORADO

Myra Brunner, 1075 S. Perry, Denver 80219
 Mrs. William F. Clifford, 3605 S. Hibiscus Way, Denver 80237
 Mike Eagleton, 24 Lindenwood Dr., Littleton 80120
 Mrs. Herbert Franson, 6804 Dover, Arvada 80004
 Mrs. Georgia Frush, 2002 Ford, Golden 80401
 Dorene M. Fussell, 4172 S. Eliot, Englewood 80110
 Mrs. Richard C. Hann, 3338 S. Glencoe St., Denver 80222
 Mrs. Bonita Hutcheson, 4184 S. Decatur, Englewood 80110
 Mrs. Bobbie Rae Kay, 3056 W. Union Ave., Englewood 80110
 Charles L. Kay, 3056 W. Union Ave., Englewood 80110
 Mrs. W. L. Keehner, 929 Oak St., Lakewood 80215
 *Mrs. Paul Wm. Kiesling, 475 Madison, Denver 80206

†*Mrs. Willie King, 1254 Bellaire St., Denver 80220
 Leona P. Koeling, 7652 W. Mexico Pl., Denver 80226
 Mrs. Robert M. Kosanke, 12085 Applewood Knolls Dr., Lakewood 80215
 †*Mrs. Ross V. Lahr, 3559 E. Easter Ave., Littleton 80122
 Mrs. Marion C. Malinak, 3147 S. Broadway, Englewood 80110
 Dorothy McClain, 675 Balsam St., Lakewood 80215
 Mrs. James A. Miller, 1708 Springfield, Ft. Collins 80521
 *Isla Montgomery, 921 Garfield, Denver 80206
 Mrs. Martha Olander, 725 Dahlia St., Denver 80220
 Mrs. Dorothy J. Roesch, 2575 S. Wadsworth Ct., Denver 80227
 *Mrs. Margaret T. Schaetzel, 2425 S. Leyden, Denver 80222
 Susan Shaw, 3007 Logan St., Loveland 80537
 Mrs. William D. Stone, 12068 Amherst Pl., Denver 80232
 Miss Sue Tyson, 2030 E. Amherst Ave., Denver 80210
 Mrs. Isbel E. Wolf, 2575 S. Gilpin St., Denver 80210
 Harold Young, 9861 W. Florida Pl., Lakewood 80226

CONNECTICUT

*Mrs. Joseph F. Adams, Jr., 186 Waverly Rd., Shelton 06484
 Mrs. James Beckwith, 33 Howard St., West Haven 06516
 Mrs. Mary V. Boose, 9 Turney Pl., Trumbull 06611
 Frank A. Burton, P. O. Box 575, Old Saybrook 06475
 *Mrs. Ralph E. Caye, 70 Eastview Dr., Windsor 06095
 Mrs. Julius Fargeot, 235 Alps Rd., Branford 06405
 Miss Ruth I. Hatch, R. D. 2, Rt. 148, Killingworth 06417
 Mrs. John Hayes, 9 Cobblestone Rd., Bloomfield 06002
 Mrs. Wm. W. Helmstetter, 58 Pine Glen Rd., Simsbury 06089
 Mrs. Wayne P. Kilpatrick, 16 Meadow Rd., Bolton 06040
 Mrs. Newell H. Mallette, 171 Division Ave., Shelton 06484
 *Mrs. Lester S. Nettleton, 1988 Huntington Tpk., Trumbull 06611
 *Mrs. Stanley J. Traskers, Saybrook Rd., Had-dam 06438

Mrs. Edgar F. Varick, 161 Orange Ave., Milford
06460

DELAWARE

Mrs. Edward Abramson, 4003 Greenmount Rd.,
Longwood, Wilmington 19810

Mrs. Wallace P. Behnke, Old Post Farm, Rt. 2,
Newark 19711

*Mrs. Stanley Crewe, 409 Eastman Rd., Wilming-
ton 19803

Mrs. Leland J. McMann, 2421 Lori Lane S., Tar-
leton, Wilmington 19810

DISTRICT OF COLUMBIA

Mrs. Laverne K. Burke, 2475 Virginia Ave., NW,
525, Washington 20037

FLORIDA

Mrs. Barnett W. Allen, 818 Lake Shore Dr., Tal-
lahassee 32303

Mrs. H. J. Bassing, 8425 SW 43rd Ter., Miami
33155

Mrs. Clyde Benninghoff, 1718 Patrick St., Kis-
simmee 32741

Mrs. John D. Chesnut, 599 Harbor Dr., Key Bis-
cayne, Miami 33149

Mrs. Charles W. Clark, 1232 Henry Balch Dr.,
Orlando 32810

Mrs. Roberta J. Close, 8333 W. Pocahontas,
Tampa 33615

Mrs. Fred Cody, P. O. Box 532, Haines City
33844

*Mrs. Eleanor Cramond, 1600 N. Page Dr., Del-
tona 32763

Mrs. Atlee W. Davis, 640 S. Jackson, Bartow
33830

Mrs. Dora O. Dorsey, 8110 N. Edison Ave.,
Tampa 33604

*Marjorie Edsten, 10005 Bay Pines Blvd., Box
135, St. Petersburg 33708

†*Mrs. Lester S. Fladt, 1173 Quail Ave., Miami
Springs 33166

†*Mrs. Dorothy Gray, 180 Serendipity M. H. Vil-
lage, 3135 U. S. 19 North, Clearwater 33515

Maybelle Green, 13940 Harrison St., S.W.,
Miami 33176

Barbara J. Hahn, 605 Osage Trl., Milton 32570

†*Mrs. Frank Huebscher, 3920 W. 16th St., Pan-
ama City 32401

Mrs. W. F. Hurlbut, 9482 Easter Rd., Miami
33157

Charles Jon Jaros, 2621 N.W. 23 Court, Miami
33142

†Mrs. H. Steven Johnson, 741 W. Colonial Dr.,
Orlando 32804

Mary K. Johnson, 741 W. Colonial Dr., Orlando
32804

Mrs. Daniel D. Jordan, 4100 S.W. 122 Ave.,
Miami 33175

Mrs. Malcolm B. Mansfield, 653 Blairshire Cir.,
Winter Park 32789

Alysse M. Marshall, 860 NW 6th Ave., Home-
stead 33030

Carl D. Martin, 5030 NW 183 St., Opa-Locka
33055

*Miss Ellen McCulloch, 327 South Bonita, Pan-
ama City 32401

Mrs. Waldo McGuffey, 1408 Pullen Rd., Tal-
lahassee 32303

Miss Hilda Meison, 225 Madeira Ave., No. 6,
Coral Gables 33134

†*Mrs. Henry Mills, P. O. Box 414, Tallahassee
32302

Sandra Pearl, 1612 Magnolia Ave., Winter Park
32789

Mrs. Roy L. Raines, 1040 Mokomis St., Clear-
water 33515

Mrs. Carl H. Ramm, 514 Terrace St., Tallahassee
32303

†*Mrs. J. A. W. Richardson, RR # 1, Box 70,
Tavares 32778

Mrs. Joseph E. Shea, 2832 W. Oak St., Kissim-
mee 32741

Mrs. Pauline R. Steele, 1670 Cheyenne Trl.,
Maitland 32751

Mrs. G. W. Stikelether, Sr., Rt. 7, Box 1330,
Tallahassee 32302

*Mrs. Alvina H. Suder, 12421 Henrietta Rd.,
Largo 33540

*Miss Mary A. Todd, 327 S. Bonita Ave., Panama
City 32401

Agnes Van Eck, 1901 S.W. 127 Ct., Miami
33175

Mrs. James B. Whitaker, 1490 Saturn St., Mer-
ritt Island 32952

Mrs. Russell I. Yawger, 30 Turner St., Apt. 508,
Clearwater 33516

Mrs. Ralph W. Yerger, 713 Middlebrooks Cr.,
Tallahassee 32303

GEORGIA

Mrs. E. L. Ganaway, 3979 Scarlet Oak Ct.,
Doraville 30340

Miriam K. Greene, 4204 Cheryl Ann Ct., Stone
Mtn. 30083

Mrs. Donna Hamby, 3810 Plumcrest Rd.,
Smyrna 30080

Lloyd Lyn McArthur, 751 Sherwood Rd., N.E.,
Atlanta 30324

Ralph E. Preston, 3917 Ebenezer Rd., Marietta
30062

Mrs. Wm. B. Spann, 1474 Conley Rd., Conley
30027

Mrs. Janet Whitfield, 1873 Piedmont Rd. NE,
Atlanta 30324

ILLINOIS

C. E. Byerly, 1525 Lincoln Pl., Calumet City
60409

Leonard Byerly, 1525 Lincoln Pl., Calumet City
60409

Marie Crow, 1316 W. Maywood, Peoria 61604

Mrs. Dorothy C. Esler, 14224 Minerva Ave.,
Dolton 60419

Mrs. Melvin Farney, 109 Avalon Ct., Creve
Coeur 61611

Mrs. Herald E. Ferguson, Rt. 2, Box 37, Toledo
62468

*Mrs. Frank Hood Jr., Box 124, Seaton 61476

Mary Kettner, 16413 Trumbull, Markham 60426

Mrs. Lloyd F. Lamm, 30 Windsor Dr., Oak
Brook 60521

Mrs. Charles Liebal, 203 E. Oak Ave., Wheaton
60187

*Mrs. George J. McIntosh, 611 N. Main St., Nor-
mal 61761

Mrs. Robert Miller, 6542 N. Knox Ave., Lin-
colnwood 60646

Allie Mizevitz, 21 Chippewa Dr., Thornton
60476

Clare E. Palm, 4640 W. 182nd Pl., Country Club
Hills 60477

Mrs. Frank Peach, Rt. 1, O'Fallon 62269

Mrs. Betty L. Rauch, Rt. 1, Weber Rd., Glasford
61533

Mrs. June L. Reed, 615 N. Coolidge Ct., Peoria
61604

Mrs. Raymond F. Schroeder, 217 Andrew Ave.,
Dwight 60420

†Mrs. Wayne W. Schroeder, 1739 N. 74th Ct.,
Elmwood Park 60635

Wilbur F. Schroeder, 296 E. 169th Pl., South
Holland 60473

*Mrs. Herman Teater, 1211 E. Elmhurst, Peoria
61603

Gene A. Thiel, 100 Fletcher Dr., Collinsville
62234

Mrs. Gene A. Thiel, 100 Fletcher Dr., Collins-
ville 62234

*Mrs. H. R. Tiedeman, 1008 Bakewell, Normal
61761

IOWA

*Mrs. George Ilstrup, 1252 42nd St., Des Moines
50311

*Mrs. Roscoe E. Jones, 1303 68th St., Des
Moines 50311

J. B. Kuhler, 2825 S.E. 14th St., # 6, Des
Moines 50320

KANSAS

Dr. Ralph D. Laskey, 8205 Halsey St., Lenexa
66215

Dorothea M. Suddath, 4214 W. 59th St., Shaw-
nee Mission 66205

LOUISIANA

Mrs. Lee Alexander, 1527 Maura Pl., New Or-
leans 70114

Norris J. Alexander, 1527 Maura Pl., New Or-
leans 70114

Mrs. C. D. Attaway, 3451 Broadmoor Blvd.,
Shreveport 71105

Jane C. Baker, 2700 Whitney Pl., Apt. No. 828,
Metairie 70002

Mrs. Carl S. Ball, P. O. Box 122, Ball 71405

Mrs. Lenora M. Barker, 3150 Military Hwy.,
Pineville 71360

Mrs. J. D. Bloom, III, 5800 Norland Ave., New
Orleans 70114

Penelope Ann Brenner, 1882 Farragut St., New
Orleans 70114

*Jerome E. Brown, P. O. Box 2332, Baton Rouge
70821

*Mrs. Jerome E. Brown, P. O. Box 2332, Baton
Rouge 70821

Mrs. Brian M. Dickerson, 6105 Willard Ave.,
Shreveport 71106

Mrs. John W. Goslee, 6941 Mayo Rd., New Or-
leans 70126

Mrs. Gale T. Gucker, 1037 Dudley Dr., Shreve-
port 71104

Martha B. Gunther, 3910 Mimosa St., New Or-
leans 70114

Mrs. M. L. Harwell, 1309 E. Washington St.,
Shreveport 71104

Mrs. Charles A. Hoffman, Jr., 6021 Vicksburg
St., New Orleans 70124

Dr. J. B. Jung, 5916 Cherokee Ln., Alexandria
71301

Mrs. W. C. Lupton, Rt. 3, Box 23A, Keithville
71047

Mrs. Otis F. Magee, 4244 Alabama Ave., Kenner
70062

Mrs. Jean Nash, 8916 Brookwood, Shreveport
71108

Mrs. C. A. Pickens, 9473 N. Parkview, Baton
Rouge 70815

Gloria Joy Pickens, 9473 N. Parkview, Baton
Rouge 70815

†*Mrs. W. M. Plaster, 8304 Suffolk Dr., Shreve-
port 71106

Mrs. H. T. Porter, Rt. 3, Box 721, St. Martin-
ville 70582

Mrs. J. Y. Ragusa, 1074 Parlang Dr., Baton Rouge 70806
 Mrs. Glenn Reeves, 9446 Oleander Dr., Shreveport 71108
 Mrs. Frank H. Renaudin, 1913 N. Turnbull Dr., Metairie 70001
 Mrs. Frank Rodie, 211 Carrollton, Shreveport 71105
 Mrs. Warren G. Rosenbaum, 1875 Shady Lane Dr., Shreveport 71108
 Mrs. Louis Ruello, 7800 Mullet St., New Orleans 70126
 Mrs. Horace Simon, 279 Bruce St., Shreveport 71105
 Mrs. F. J. Steckler, 4556 Marque Dr., New Orleans 70127
 Mrs. M. A. Stipelcovich, 8340 Fairfax Dr., Chalmette 70043
 Mrs. Pat Stumpt, 1001 Fried St., Gretna 70053
 Mrs. A. J. Terranova, 7713 Mill St., New Orleans 70126
 Mrs. T. K. Thomas, 2902 Missouri Ave., Shreveport 71109
 Eunice Vallery, 10039 Hillyard Ave., Baton Rouge 70809
 Mrs. George F. Vincent, 96 Paul Molbert Rd., Judice, Duson 70529
 Katherine Vincent, 96 Paul Molbert Rd., Judice, Duson 70529
 Shirley D. Vogler, 17017 Chickasaw, Greenwell Springs 70739
 Mrs. Paul E. Whatley, 4204 Fairfield Ave., Shreveport 71106
 Mrs. Joe L. Williamson, Box 973, Alexandria 71301
 Mrs. Elizabeth Wilson, 6126 Burgundy, Shreveport 71105

MAINE

†*Mrs. Warren E. Churchill, North Main St., Rockport 04856

MARYLAND

Mrs. R. E. Meissner, 8818 Flower Ave., Silver Spring 20901
 *Mrs. Charles Piver, 920 Kenbrook Dr., Silver Spring 20902
 *Miss Beatrice Sauter, 2123 Northland Rd., Baltimore 21207

MASSACHUSETTS

Mrs. Alice M. Bagley, 419 Old Connecticut Path, Wayland 01778
 Marcia Balonis, Boston Rd., Groton 01450
 *Mrs. Frank W. Barton, 49 Brewster St., New Bedford 02745
 Mrs. Wm. Baschnagel, 5 Bruce St., Tewksbury 01876

Mrs. A. G. Blanchette, 118 S. Loomis St., Southwick 01077
 Richard Blustein, 247 Mill St., Haverhill 01830
 *Mrs. Lyle J. Courage, 33 Essex St., Wakefield 01880
 *Mrs. Charles H. Craig, 41 Milton St., Lynn 01902
 †*Mrs. Estelle G. Crane, 317 Massapoag Ave., Sharon 02067
 Mrs. Jessie Crisafulli, Amherst Rd., Rt. 9, Belchertown 01007
 Anne Crowley, 232 Austin St., Hyde Park 02136
 *Mrs. John Garvey, 220 Ardsley Rd., Longmeadow 01106
 *Mrs. Stephen C. Kanela, 16 Mylod St., Walpole 02081
 Mrs. Yvonne Leighton, 91 Dalby St., Newton 02158
 *Mrs. J. Addison Maclean, 49 Saunders Rd., Norwood 02062
 Mrs. Connie Maginnis, Rt. 1, Forge Village Rd., Groton 01450
 Craig A. Martin, 81 Greenfield St., Lawrence 01843
 Kathy Ouellette, 207 Abbott St., Lawrence 01843
 *Mrs. Mary K. Purdy, 47 Norwood St., Sharon 02067
 Mrs. Charles Sherburne, 36 Fisher Rd., Dedham 02026
 Edward St Aubin, 58 Exeter St., Lawrence 01843
 Mrs. Ernestine St Aubin, 58 Exeter St., Lawrence 01843
 C. Temple, 18 Heckle St., Wellesley Hills 02181

MICHIGAN

*Mrs. Andrew M. Leslie, 9231 Hartwell, Detroit 48228

MINNESOTA

†*Mrs. H. Harold Baker, 2182 Stanford Ave., St. Paul 55105
 Kenneth R. Ellis, 1630 37th Ave., N.E., Minneapolis 55421
 Mrs. Kenneth Fleisch, 4811 37th Ave. S., Minneapolis 55417
 Ms Katherine A. Garder, 403 W. Wheelock Pky., St. Paul 55117
 Gloria Goetzke, 5740 Sander Dr., Minneapolis 55417
 Mrs. Robert F. Hosek, Sr., 2118 E. Ivy Ave., St. Paul 55119
 Mrs. Leroy E. Hultin, 1027 28th Ave. N.E., Minneapolis 55418

Mrs. John Lackner, 580 E. Co., Rd. B-2, Little Canada 55117
 Mrs. Marino Paron, Rt. 1, Box 270, North Branch 55056
 Mrs. Richard Pollock, 11819 Xeon St., N.W., Coon Rapids 55433
 Mrs. M. F. Seifert, 1660 Upper Afton Rd., St. Paul 55106
 Mrs. W. F. Tobin, 2262 Brewster St., St. Paul 55108
 Merle Werner, 1636 E. Fremont, St. Paul 55106

MISSOURI

†*Mrs. W. F. Anderson, 360 Tulip Dr., St. Louis 63119
 Leanna C. Boysko, 6124 Pershing, # 3, East, St. Louis 63112
 J. David Buttram, P. O. Box 193, Independence 64051
 Mrs. A. B. Carlisle, 872 Queen Anne Pl., St. Louis 63122
 George S. Coleman Jr., 3511 Gladstone Blvd., Kansas City 64123
 †*Mrs. Irvin G. Danly, 1903 E. Mimosa, Springfield 65804
 *Mrs. D. W. Dressler, 5464 Marquette, St. Louis 63131
 Mrs. Charles Gaines, 5412 Jamieson Ave., St. Louis 63109
 Colleen Gass, 7348 Granbury, St. Louis 63123
 Mrs. Bernard F. Gill, 1015 Greenway Ter., Kansas City 64113
 Mrs. Dana R. Gipson, 5522 Rosa, St. Louis 63109
 *Mrs. Francis J. Hamtil, King's Lane Farm, Rt. 2, Box 203E, St. Charles 63303
 Patricia M. Hart, 3350 Blue Ridge Blvd., Independence 64052
 Mrs. Sue I. Hill, 12201 E. 45th Ter., Independence 64055
 Mrs. J. E. Holliday, 154 Wild Oak Ct., Ballwin 63011
 Mrs. H. L. Holt, 1128 Linden, St. Louis 63117
 *Mrs. Theodore C. Irwin, 5043 Durant Ave., St. Louis 63115
 *Mrs. William Janus, 130 N. Holmes, St. Louis 63122
 *Mrs. Victor Jos. Kunz, 6806 Alexander, St. Louis 63116
 Mrs. Joan Laske, 4110 Walsh, St. Louis 63116
 Mrs. Albert Lefebvre, John Knox Village, 1914 E. Cherry St., Lee's Summit 64063
 Mrs. Thomas C. Mathis, 9354 Hazelridge, St. Louis 63126
 *Mrs. Carl Meister, 4459 Gemini, St. Louis 63128

Ronn Nadeau, 2104 Butterfield, Hazelwood 63043
 †*Mrs. E. A. Nelson, 603 E. Essex Ave., St. Louis 63122
 Mrs. Abe Pollock, # 5 Prado Dr., St. Louis 63124
 Mrs. Harold A. Proctor, 6124 Ralston, Raytown 64133
 Mrs. E. J. Reinhold, 5823 W. Park Ave., St. Louis 63110
 *Mrs. J. Wallace Reitz, 8028 Pembroke Dr., St. Louis 63123
 Miss Cheryl M. Sample, 3586 Brittany Cr., Apt. D, Bridgeton 63044
 Patty L. Smith, 364 Messina Dr., Manchester 63011
 Mrs. Nellie K. Solomon, 4305 E. 113th St., Kansas City 64137
 Mrs. Joanne Steffen, 4434 Alaska, St. Louis 63111
 Mrs. Jess Stern, 63 Arundel Pl., St. Louis 63105
 Mrs. Knute B. Swennes, 18 Crabapple Ct., St. Louis 63132
 *Mrs. Fred Tretter, 4988 Schollmeyer, St. Louis 63109
 Mrs. Charles E. Ward, 11805 E. 74th Ter., Kansas City 64133
 Mrs. Edward M. Willets, 6115-A Pershing Ave., St. Louis 63112
 *Miss Nancy Willets, 6115-A Pershing Ave., St. Louis 63112
 Mrs. Roma Wilson, 708 Interdrive, St. Louis 63130

NEW HAMPSHIRE

Mrs. Charles W. Parks, 101 High St., Keene 03431
 Mrs. Morrill A. Paul, 321 Winnacunnet Rd., Hampton 03842

NEW JERSEY

Harold G. Black, Box 127, Allentown Rd., Robbinsville 08691
 Mrs. Orville Carkhuff, 101 W. Prospect St., Hopewell 08525
 Mrs. Ralph Cava, 1327 Belmont Ave., No. Haledon 07508
 Mrs. Helene Condon, 116 Susan Dr., Trenton 08638
 †*Mrs. Lizeta Tenney Hamilton, Meadow Lakes, Apt. 18-06, Hightstown 08520
 Mrs. Edward W. Hemmer, 23 Fulton St., Bloomfield 07003
 Mrs. Robert Humphreys, 46 E. Glen Ave. E., Harrington Park 07640

*Glenn B. Hudson, 761 Belvidere Ave., Westfield 07090
 *Mrs. Glenn B. Hudson, 761 Belvidere Ave., Westfield 07090
 Walter Hunt, 5-A Ohio Dr., Whiting 08759
 Mrs. Walter Hunt, 5-A Ohio Dr., Whiting 08759
 Mrs. Charles F. Hyer, 254 Weber Ave., Trenton 08638
 William J. Johnson, 200-L Winston Dr., Apt. 3015, Cliffside Park 07010
 Muriel T. Kaiser, 33 Florence Ave., Cresskill 07626
 Mrs. Richard J. Kulesa, Harring Ct., North Haledon 07508
 Mrs. Christine D. Leppard, 413 Washington St., Westfield 07090
 *Mrs. Walter Minschwaner, 86 Woodland Ave., Trenton 08638
 Mrs. Donald N. Riemer, 14 Pelham Rd., Kendall Park 08824
 Miss Joan Rovensky, 2-13 32nd St., Fairlawn 07410
 Mrs. Rita Sendic, 2524 Berdan Ave., Fair Lawn 07410
 Dora Steenbock, 768-D Hudson Pl., Whiting 08759
 Mrs. Dorothy E. Warman, 30 Princeton Ave., Hopewell 08525

NEW MEXICO

Mrs. Robin Cassell, 9830 Haines N.E., Albuquerque 87112
 Mrs. Agnes M. Chadwick, 3411 21st Ave., S.E., Rio Rancho 87124
 Edna L. Collaer, 2418 Gen. Bradley, N.E., Albuquerque 87112
 Meredith Crist, 9100 Las Comas Rd., NE, Albuquerque 87111
 Mrs. Truman L. Daniel, 9003 Matthew Ave., NE, Albuquerque 87112
 Mrs. Bertha F. Drews, 3502 34th Cir., S.E., Rio Rancho 87124
 Mrs. Irene Finnie, 2621 Christine N.E., Albuquerque 87112
 Mrs. Wm., F. Fry, 6228 Katson Ct., N.E., Albuquerque 87109
 Mrs. William Hutchison, P. O. Box 157, Bernalillo 87004
 Mrs. Charles Iskra, 4700 Sherwood N.E., Albuquerque 87109
 Mrs. Delmar Longmire, 8600 Summer Ave., N.E., Albuquerque 87112
 Mrs. Harold A. Newlander, 3113 Colorado Ave., N.E., Albuquerque 87110
 Margaret Schmierer, 1011 Parsifal N.E., Albuquerque 87112

Mrs. Chas. H. Staat, 1701 Kentucky St., N.E., Albuquerque 87110
 Mrs. James M. Tallant, 4305 Cobbleston Rd., N.E., Albuquerque 87109
 Mabel G. Tanner, 1101 Madison St., S.E., Albuquerque 87108
 Mrs. H. C. Wright, 6615 Summer Ave., N.E., Albuquerque 87110

NEW YORK

Ruth Alexeichik, 32 Rockcrest Rd., Manhasset 11030
 Mrs. Robert Athanasiou, 13 Lawnridge Ave., Albany 12208
 Mrs. Ralston Bardeen, 4 Andrews Ave., Binghamton 13904
 Zoe N. Baylies, 365 W. 25th St., New York 10001
 †Mrs. Frank E. Bell, 246 2nd Ave., Troy 12180
 Mrs. Richard Bell, 50 Bardolier Ln., Bayshore 11706
 †Mrs. Sidney Bogin, 39 Boyd St., Long Beach 11561
 Edward Bradford, 87-05 89th Ave., Woodhaven 11421
 Mrs. Morrison J. Broun, 138-22 78th Ave., Flushing 11367
 Mrs. Richard Burns, 408 Woodland Ln., Webster 14580
 Bart Canet, 88-18 172nd St., Jamaica 11432
 *Mrs. Violet Carey, 160 Sixth Ave., Troy 12180
 John Carpenter, 3754 Warners Rd., Syracuse 13209
 Robert E. Casey, 218 Beley Ave., Mattydale 13211
 *Mrs. Duane L. Champion, Rt. 2, Clay 13041
 Mrs. Grace P. Darrah, 322 Sunrise Dr., Syracuse 13205
 Francis V. Delly, 305 W. 13th St., Apt. 4H, New York 10014
 Raymond J. Dooley, 33 Collfield Ave., Staten Island 10302
 Mrs. Raymond Dooley, 33 Collfield Ave., Staten Island 10302
 *Miss Leila M. Egenites, 29-50 214th Pl., Bayside 11360
 Dennis Fallon, 41-43 43rd St., Apt. A-1, Long Island City 11104
 Mrs. Vincent Federico, 11 Violet Ave., Mineola 11501
 Ronald J. Ferguson, 161-04 Jewel Ave., Flushing 11365
 Mrs. Gertrude P. Ferris, 415 9th Ave., New York 10001
 Suzanne Fleming, 346 Richmond Rd., Douglaston 11363

- Mrs. Edmund Fox, 1165 E. 54th St., Apt. 7-E, Brooklyn 11234
- Marie D. Frank, 46 Russell Rd., Garden City 11530
- Mrs. Frank Freiheit, 2546 Harvey Ave., Ocean-side 11572
- Mrs. Joseph Ghossn, 87-12 Jamaica Ave., Wood-haven 11421
- Mrs. Grayce Godfrey, 1902 Edward Ln., Mer-rick 11566
- Mrs. Leon Gonneau, 417 Hubbell Ave., Syra-cuse 13207
- Mrs. Sophia Greives, 101-37 123rd St., Rich-mond Hill 11419
- Mrs. Charles Griswold, 84 Rogers Ave., Lock-port 14094
- Mrs. Erna Gundlach, 292 Edinboro Rd., Staten Island 10306
- Mrs. H. S. Harvey, 20 Adams St., Garden City 11530
- Ethel Hendricks, 40-20 Utopia Pky., Flushing 11358
- Mrs. E. G. Hengeveld, 5 Hewlett Point Ave., E. Rockaway 11518
- Marilyn Hennecken, 91 Adams St., Garden City 11530
- Dianne R. Hewitt, 27 Catherine St., Schenec-ady 12307
- Mrs. Willis Johnson, 102 Florida Ave., Com-mack 11725
- Paul Kasperski, 104 Raff Ave., Mineola 11501
- Mrs. Marcia Kassel, 4618 Foster Ave., Brooklyn 11203
- *Mrs. Estelle Kienzle, 68 Bayview Ave., Staten Island 10309
- *Mrs. Elsa Kiepert, RFD # 3, Golly Rd., Rome 13440
- Mrs. Joseph Kohn, 150-38 77th Ave., Flushing 11367
- †Mrs. Carol Ann Kostulias, 461 Wellington Rd., Mineola 11501
- Lillian E. Lechterman, 189 Median St., North Merrick 11566
- Mrs. Janel Lottermoser, 6236 Louwayne Pl., Clay 13041
- Mrs. Lorena McDaris, 936 Murray Hill Rd., Binghamton 13903
- Mrs. R. E. McNabb, 133 Pine Knoll Rd., Endi-cott 13760
- Mrs. Ruth W. Meek, 214 Goodrich Ave., Syra-cuse 13210
- Martin Miller, 127 Manor Dr., Syracuse 13214
- Mrs. Martin Miller, 127 Manor Dr., Syracuse 13214
- †*Mrs. James W. Minehan, 29 Circuit Dr., Bing-hamton 13903
- Mrs. Anna Myszka, 97-05 69th Ave., Forest Hills 11375
- Miss Sandra Myszka, 97-05 69th Ave., Forest Hills 11375
- Mrs. L. Nahodyl, 38 Long St., Huntington Sta. 11746
- Mrs. Frederick W. Oswald, 5 Euston Rd., Gar-den City 11530
- Mrs. William Otten, 46-25 247th St., Doug-laston 11363
- Mrs. Kathleen Pace, 32-05 158th St., Flushing 11358
- Mrs. Gail Puskas, 12 Clay Ln., Levittown 11756
- Mrs. Ruth M. Randall, Box 155, Cincinnatus 13040
- *Harold Rienhardt, 4463 W. Seneca Tpk., Rt. 2, Syracuse 13215
- †*Mrs. Harold Rienhardt, 4463 W. Seneca Tpk., Rt. 2, Syracuse 13215
- Mrs. Kathryn Rotando, 131 Taft Ave., Long Beach 11561
- Mrs. Kenneth Rutmayer, 2 Hampton St., Hauppauge 11787
- Mrs. Joan Seckler, 91-19 217th St., Queens Village 11428
- Mrs. Robert I. Slocomb, 30 Inglewood Dr., Rochester 14619
- James H. Smith, 946 Cleveland Ave., Niagara Falls 14305
- *Mrs. Sidney D. Smith, 916 Nottingham Rd., Jamesville 13078
- *Mrs. Clarence R. Somers, 3241 Page Green Rd., Rt. 2, Cortland 13045
- Mrs. William Strobach, 6508 Amboy Rd., Staten Island 10309
- Mrs. H. W. Sullivan, Rt. 1, Box 61, Dover Plains 12522
- Alinor Ticknor, RD # 1, Box 306, Central Square 13036
- Fred L. Ticknor, RD # 1, Box 306, Central Square 13036
- Susan R. Tirmalis, 48 Terry Rd., Northport 11768
- Mrs. John Tucker, 2 Duke St., Bellmore 11710
- Arnold L. Wahren, 2921 Briggs Ave., Bronx 10458
- Jimmy Watson, 1361 Madison Ave., Apt. 2-AA, New York 10028
- Mrs. Hugh Weld, 317 Wellesley Rd., Syracuse 13207
- Mrs. Bruce V. Wightman, 5424 W. Genesee St., Camillus 13031
- †*Mrs. Edwin A. Wolf, 1501 Undercliff Ave., # 4P, Bronx 10453
- Paul R. Younger, 115 East 9th St., Apt. 14-J, New York 10003

NORTH CAROLINA

- Mrs. H. Hannigan, 2708 Lanston Dr., Goldsboro 27530
Mrs. E. J. Phillips, 20-107 Kenilworth Rd., Ashville 28803

NORTH DAKOTA

- Mrs. Bruce Farnum, 1125 First St., N.E., Minot 58701

OHIO

- Mrs. Harold Armstrong, 136 Marshall St., Conneaut 44030
†*Mrs. Henry Bircher, 7666 Bentler Rd., N.E., Canton 44721
Sharon Bruce, 481 E. Clearview, Worthington 43085
Mrs. Allen L. Bump, 613 Hilltonia Ave., Columbus 43223
Mrs. Glen H. Clark, 6895 N. State Rt. 48, Covington 45318
Mrs. James E. Collins, 10455 N. Reece Rd., Piqua 45356
Mrs. Carolyn Copeland, 2476 Broadway N.E., East Canton 44730
Mrs. M. E. Garner, 1010 Edgewood S.E., North Canton 44720
Mrs. Carter H. Grinstead, 1864 Berkshire Rd., Columbus 43221
Mrs. James D. Hartshorne, 464 E. Torrence Rd., Columbus 43214
Mrs. Catherine Hawley, 2432 Nottingham Rd., Columbus 43221
Mrs. John C. Humphreys, 4660 Healy Dr., Columbus 43227
Mrs. Richard H. Lane, 2561 Andover Rd., Columbus 43221
Mrs. Elmer C. Lusk, 1173 Oakland Ave., Columbus 43212
Marilyn L. Miller, 327 Proudley Ave., Massillon 44646
Mrs. R. Morton Miller, 3415 Polley Rd., Columbus 43220
Linda A. Neumann, 11620 Mapleridge Dr., North Royalton 44133
Mrs. James Phillips, 204 Cedar St., Pataskala 43062
Mrs. Herbert Robinson, 1219 Ivy St., N.W., N. Canton 44720
Mrs. Clyde Rosaa, 399 Furnace Rd., Conneaut 44030
*Mrs. James S. Savage, 625 West 5th St., Chillicothe 45601
*Mrs. John Slivka, 403 George St., Fayette 43521
Mrs. G. W. Smith, 243 Rocky Fork Dr., Gahanna 43230

- Opal Stockum, 615 Cambridge Rd., Coshocton 43812
Mrs. John G. Torma, 3241 Lake Ave., Ashtabula 44004
†*Mrs. Leroy Tucker, 2812 N. Star Ave., Columbus 43221
Mrs. M. C. Vance, 2761 Lakewood Dr., Columbus 43229
Mrs. Jack Westfall, 823 S. Mulberry St., Troy 45373

OKLAHOMA

- Mrs. J. L. Harris, 3539 W. 41st Pl., Tulsa 74107

OREGON

- Lawrence Grissom, 6045 S.W. Glenbrook Rd., Beaverton 97005
*Mrs. Haynes Kirkland, 17043 S. Forsythe Rd., Oregon City 97045

PENNSYLVANIA

- Mrs. S. J. Bishop, 345 Powell Rd., Springfield 19064
Mrs. Blair Capriotti, 707 Garden St., Bristol 19007
Mrs. Lois W. Giles, Rt. 2, Box 666, Sheppenville 16254
Mrs. David Grabosky, 5314 N. Carlisle St., Philadelphia 19141
Mrs. Roberta M. Hale, 1650 Cherry Hill Rd. S., State College 16801
†*Mrs. H. N. Hansen, 708 Wyndale Rd., Jenkintown 19046
Mrs. M. C. Hinebaugh, Jr., 421 Lancaster Ave., Haverford 19041
Mrs. Deborah Jacobs, Rt. 1, Box 431, Tobyhanna 18466
Mrs. Kenneth H. Lloyd, 3716 Huey Ave., Drexel Hill 19026
William R. Lyons, 38 Indian Creek Dr., Levittown 19057
Mrs. William R. Lyons, 38 Indian Creek Dr., Levittown 19057
*Mrs. James Mansfield, 1314 E. Washington Ln., Philadelphia 19138
†*Richard T. Meyers, 140 Lorraine Ave., Orelan 19075
†*Mrs. Richard T. Meyers, 140 Lorraine Ave., Orelan 19075
Mrs. Helen P. Rolph, 7207 Cresheim Rd., Philadelphia 19119
Sam W. Rolph, Jr., 7207 Cresheim Rd., Philadelphia 19119
Mrs. Frank J. Schrey, Jr., 7512 Boyer St., Philadelphia 19119
Thomas Seiler, 2050 E. Orleans St., Philadelphia 19134

†*Mrs. Anne Tinari, 2325 Valley Rd., Huntingdon Valley 19006
Mrs. Charles A. Wood, 2301 Grasslyn Ave., Havertown 19083

RHODE ISLAND

C. Russell Marshall, 410 Algonquin Dr., Warwick 02888
*Miss Eileen Paco, 33 Rice Ave., East Providence 02914
*Mrs. Olivia Do Paco, 33 Rice Ave., East Providence 02914
Alexandra H. Torgan, 210 Beckwith St., Cranston 02910

SOUTH CAROLINA

Mrs. C. R. Logan, # 217 Riverbend Apts. 925 Cleveland St., Greenville 29601
Mrs. D. Zeis, Rt. 7, Box 159, Greer 29651

TENNESSEE

Edward C. Bronson, 1506 Tuscany Way, Germantown 38138
Mrs. Edward C. Bronson, 1506 Tuscany Way, Germantown 38138
†*Mrs. James B. Carey, 3900 Garden Dr., Knoxville 37918
Mrs. Roy Cooper, Route 2, Box 223, Millington 38053
Mrs. J. T. Cotton, 228 Tall Oaks Dr., Knoxville 37920
Mrs. W. A. Fowler, 4922 Flamingo Rd., Memphis 38117
Barbara Frazier, 4950 Kaye, Memphis 38117
*Mrs. Paul O. Gillespie, Sr., 5201 St. Elmo Ave., Chattanooga 37409
Mrs. Kathryn P. Hickman, 2424 Mackinnen Dr., Memphis 38138
Elsie L. Johnson, 3356 S. Perkins Rd., Memphis 38118
Nancy F. Pace, 1926 Falls Dr., Memphis 38116
Mrs. Cheryl D. Pacella, 2146 Goldbrier Ln., Memphis 38134
Mrs. C. A. Pair, Jr., 3010 Harris Ave., Memphis 38114
Mrs. Charles R. Phillips, 3028 Dumbarton, Memphis 38128
Mrs. Paul Reschke, 4253 Townhall Ln., Memphis 38128
George D. Robason, 2031 Vinton Ave., Memphis 38104
Ms. Elizabeth C. Trigg, 6421 Sulgrave Pl., Memphis 38138
Miss Nina Walmsley, 2100 Nelson Ave., Memphis 38104

TEXAS

Mrs. Ralph Artis, 10822 Sandstone Rd., Houston 77072
Lavern Barden, P. O. Box 828, Kingsville 78363
Berda Barden, 433 North Dr., San Antonio 78201
*Mrs. Roy C. Basham, 3216 Sweetbriar Lane, Ft. Worth 76109
Maxine V. Beam, Rt. 1, Box 93, Roanoke 76262
Mrs. Charles M. Berry, 3801 Shelby Dr., Ft. Worth 76109
Mrs. Bruce A. Blalock, 13411 Taylorcrest, Houston 77079
Julia M. Brittain, 311 Mill Stream Ct., Houston 77037
Mrs. Percy J. Broussard, 3249 30th St., Port Arthur 77640
Mrs. Charles W. Chance, 7610 Willow Mint, Houston 77038
Mrs. L. W. Chilcutt, 1100 Cleckler, Ft. Worth 76111
Mrs. V. L. Conrad, 1807 Corona Dr., Austin 78723
Mrs. Dillon Q. Corley, 5804 Trail Lake Dr., Ft. Worth 76133
Mrs. W. R. Cypert, Box 218, Merkel 79536
†*Mrs. Charles C. Day, 220 W. Sunset Rd., San Antonio 78209
Mrs. Robert D. Early, 5916 Walla, Ft. Worth 76133
Mrs. Brennan A. Forcht, 833 McKinney Ave., Arlington 76012
Bill Foster, 3610 Gray Dr., Mesquite 75149
Mrs. Bill Foster, 3610 Gray Dr., Mesquite 75149
Mrs. Chas. A. Frost, 1546 Slyvan, Dallas 75208
David C. Fuchshuber, P. O. Box 8053, Ft. Worth 76112
Mrs. C. J. Ganson, 2115 10th Ave., Port Arthur 77640
Mrs. Edwin Glaser, 14103 Wilo, Houston 77032
Mrs. Ella Griffiths, 1527 Sunnybrook Dr., Irving 75061
Mrs. James A. Hankerson, 3010 San Paula, Dallas 75228
Mrs. Bessie Hatherly, 611 Franklin Blvd., Austin 78751
Mrs. W. H. Haugh, 2000 Woods Dr., Arlington 76010
Mrs. Wade H. Hudnall, 8612 Winding Walk, Austin 78758
Mrs. Hervey S. Hutchins, III, 6700 Kirkwood Rd., Ft. Worth 76116
Mrs. Dwight W. Jeffrey, 1918 Williamsburg Row, Denton 76201

Mrs. Coy W. Jenkins, 506 Nesbit, Garland 75041
 Mrs. Philip R. Johnson, Rt. 3, Box 75, Ft. Worth 76134
 Mrs. John C. Kraus, Jr., 9310 Starcrest Dr., # 25, San Antonio 78217
 Mrs. John Kreska, 13574 Brookgreen Dr., Dallas 75240
 *Raymond H. Lange, 413 Westgate Dr., Corpus Christi 78408
 †Mrs. Terrance R. Leary, 438 Brady Lane, Austin 78746
 Mrs. L. F. Lidiak, 4503 Sinclair, Austin 78756
 Mrs. J. R. Millikan, 640 N. Manus Dr., Dallas 75224
 Mrs. Susan Myers, 4934 Wigton, Houston 77096
 Mrs. Douglas A. Newton, Drawer 1529, Del Rio 78840
 Mrs. Donald L. Nichols, 2707 Ripplesprings Ct., Arlington 76016
 Mrs. A. J. Orosz, 7314 Green Glen, San Antonio 78255
 Mrs. T. W. Padgett, 2005 Mill Creek Dr., Arlington 76010
 Mrs. O. G. Pierson, 5629 Westcreek Dr., Ft. Worth 76133
 Lolita Poehlmann, Rt. 15, Box 175 C, San Antonio 78228
 Mrs. R. L. Pritchett, 1206 Castle Hill, Austin 78703
 Mrs. G. F. Ringler, III, 3500 Covert, Ft. Worth 76133
 Mrs. Robert Riquelmy, 4813 Saxon, Bellaire 77401
 *Mrs. W. J. Ritmanich, 3908 Weyburn Dr., Ft. Worth 76109
 Mrs. Jimmy Robinson, 3220 Amherst, Dallas 75225
 Mrs. B. A. Russell, 5926 Jackwood, Houston 77036
 Mrs. Howard H. Schneider, 666 Cross St., New Braunfels 78130
 Mrs. H. L. Shear, 2240 Ave. 'C', Beaumont 77701
 Mrs. N. Ruth Steele, Six Hibury, Houston 77024
 Mrs. Dorothy R. Stubbs, 6723 Mimosa Ln., Dallas 75230
 Mrs. Luther W. Thompson, Jr., 6602 Knollwood Cove, Austin 78731
 Mrs. D. L. Treadway, 6308 McCommas Blvd., Dallas 75214
 Pamela Truehardt, 263 Lanark, San Antonio 78218
 Mrs. T. L. Wheeler, 1015 Plymouth Rd., Dallas 75208

Mrs. Alvin L. Whitfield, 2511 Wedglea, # 1002, Dallas 75211
 Mrs. J. J. Wiesner, 533 Olmos Dr., E., San Antonio 78212
 Mrs. J. B. Wilson, 3900 Carter Creek Pky., Bryan 77801
 Mrs. Fred C. Young, 1400 Lorrain, Austin 78703
 *Mrs. George D. Yantis, 224 Montclair Dr., Corpus Christi 78412

UTAH

Mrs. John G. Alex, 538 Highland Blvd., Brigham City 84302
 Mrs. Mabel Berrett, 374 Chicago St., Salt Lake City 84116
 Vickie G. Fuller, 3285 S. 4000 W., Granger 84120
 *Mrs. John H. Jones, 1786 Millcreek Way, Salt Lake City 84106

VERMONT

Mrs. J. Fred Brenner, 6 Rolling Acres Rd., Middleburg 05753

VIRGINIA

†*Mrs. Mary A. Boland, 6415 Wilcox C., Alexandria 22310
 *Mrs. Alberta Lee Cooke, 1900 Kennedy Dr., Apt. T-1, McLean 22101
 Grace O. Fields, Rt. 1, Box 92H, Trevilians 23170
 Mary Ann Giangerelli, 13602 Stepney Ln., Chantilly 22021
 Mrs. Ralph E. Gill, 7306 Franklin Rd., Annandale 22003
 Laurene Jones, 3430 Luttrell Rd., Annandale 22003
 *Mrs. J. T. Lumley, 511 Rhode Island Ave., Norfolk 23508
 †*Mrs. Thos. B. McKneely, 6135 Tompkins Dr., McLean 22101
 Opal L. Nuyianes, 12808 Thompson Rd., Fairfax 22030
 Mrs. Julio E. Rodriguez, 7434 Nigh Rd., Falls Church 22043
 *Mrs. Stanley E. Skelton, 3910 Larchwood Rd., Falls Church 22041
 Mrs. Richard R. Van, 4741 Pomegranate Ct., Alexandria 22309
 Mrs. Robert Vidrick, 6113 Redwood Ln., Alexandria 22310
 Margaret M. Walther, 14816 Maidstone Ct., Centreville 22020

WASHINGTON

*Mrs. Marlin Freter, 1118 23rd Ave., Longview 98632

*Mrs. E. A. Peterson, 2256 Cascade W., Longview 98632
Mrs. John Chase Reed, 17124 NE 29th Pl., Bellevue 98008

WISCONSIN

Mrs. Jean Achauer, 7818 W. Lynman Ct., Milwaukee 53222
Miss Jeannette Achauer, 7818 Lynman Ct., Milwaukee 53222
Miss Jeannine Achauer, 7818 W. Lynman Ct., Milwaukee 53222
Alfred Alf, 4021 Anther Dr., Rt. 2, Beloit 53511
Mrs. Alfred Alf, 4021 Anther Dr., Rt. 2, Beloit 53511
Mrs. Roy Bartel, 6409 W. Wilbur Ave., Milwaukee 53220
Mrs. David E. Buchta, 2822 Michigan Blvd., Racine 53402
Howard O. Burns, 4933 W. Colonial Ct., Greenfield 53220
Mrs. Leon Fiedler, Rt. 1, Prescott 54021
Mrs. Arthur W. Geisler, 1516 East Olive St., Milwaukee 53211

Wm. R. Goetzke, 36933 Valley Rd., Oconomowoc 53066
†*Mrs. William Krogman, 1325 Parkway Dr., Brookfield 53005
Mrs. Barbara Maus, 1413 S. Greenridge, New Berlin 53151
Mrs. L. B. Mengsol, 5616 W. Cairdel Ln., Mequon 53092
Mrs. Irene P. Merrell, 409 Hillendale Dr., Oconomowoc 53066
Mrs. E. B. Pomeroy, 3927 N. 60th St., Milwaukee 53216
Miss Carolyn Porath, 3047 S. 38th St., Milwaukee 53215
Mrs. Edward Rice, 1334 Lang Rd., Oconomowoc 53066
Mrs. John F. Roe, 4417 Boulder Ter., Madison 53711
Fred Scudder, 1929 Walton Ln., Beloit 53511
Mrs. Fred Scudder, 1929 Walton Ln., Beloit 53511
Mrs. William A. Wall, 4742 Lafayette Dr., Madison 53705
Mrs. Walter L. Wink, W214 N5380 Adamdale Dr., Menomone Falls 53051



IN NEW JERSEY—"Violets at the Crossroads of the Revolution" was the theme featured in the Court of Honor at the Union County Chapter of AVSA, Inc., show. Pictured at the court of Honor, which was designed by Donald Riemer to feature Revolutionary happenings in New Jersey, are Mrs. Chris Leppard of Westfield, president, (left) and Mrs. Janet Riemer of Kendall Park, staging chairman. Members dressed in colonial costumes for this Bicentennial event.

Rooting Leaves

Mrs. Robt. L. Moos
1020 Wilder Street
Watertown, WS 53094

Like many others I've tried rooting leaves every way possible. But, for me, this is the quickest and best way yet to get these plantlets out of the soil:

I use tiny plastic pots and just plain African violet soil with nothing added. I leave 1½ in. stem on the leaf and cut diagonally off front and insert one-third into soil. Pop the little pot into a baggy and keep moist, under lights or in east or south window.

In about a week the leaf should be standing up on its own; another week plantlets all around, and out of the baggy it comes. Naturally, they cannot become dry.

I like this method best because these plantlets have such a healthy root system and don't go into shock when transplanted. Using this method, it's not necessary to root in water first.

I wonder if others use this method also? For me, it's a winner!

Please send names of new officers to Helen Freie, Affiliate chairman — NOT to the Editor!

Please send Coming Events and ALL articles for the Magazine to the Editor — NOT to the Knoxville office.

LAST CALL FOR SAFE PLANT SHIPPING IN THIS BICENTENNIAL YEAR. ALL PLANT SHIPPING CEASES NOVEMBER 1ST UNTIL MAY 1ST.

TOP BICENTENNIAL VALUE ... \$1.95

Bicentennial Belle, Bicentennial Star, Becky, Blue Eagle, Candy Lips Improved, Concord Purple, Flag Blue, Frankie, Great Find, Freedom Red, Gypsy Pink, Lavender Fluff, Mary D, Swiss Ballet, Tina, White Heritage, Nancy Reagan, Silver Crest, Top Dollar, Sparkled Star, Wild Flame.

SUPER VALUE ... \$1.69 each

'75 Pink, America, Astro Star, Coral Cascade, Coral Crest, Coral Flame, Coral Reef, Duet, Jennifer, Lili Belle, Orion, Pink Panther, Pinks A Poppin, Red Rumba, Tipt, Triple Threat, White Pride Supreme, White Wisteria.

Due to great demand for many unusual cultivars in our catalog, we are short of stock of the most popular ones. May we suggest in placing fall orders you supply us with ample substitutes in order to avoid disappointments.

Orders for accessories are accepted and shipped promptly the year round.

Color catalog listing 100 varieties available..... **25¢**

"OUR AFRICAN VIOLET HERITAGE"

by Anne Tinari



"OUR AFRICAN VIOLET HERITAGE" by Anne Tinari....read about the heritage of your favorite plant, its growth and history of many cultivars originated in the last 30 years. Most often asked questions and answers to help you with your violet problems **\$3.95 ppd.**

Please include packing and postal cost of \$1.75 on all plant orders of \$5.85 or less. Over add \$1.95; West of Miss. \$2.25. California and distant customers are best served by Air Mail. Please include an additional 25¢ per plant over postage stated for this service.



Box 190, 2325 Valley Road
Huntingdon Valley, Pa. 19006

Dept. AV
Commercial Member
AVS of America, Inc.

5B
413
A4A-238
Bot.

African Violet

MAGAZINE

Volume 29 Number 5 November 1976



Mimi's African Violet Greenhouses

INTRODUCES FOR THE FIRST TIME...

MIMI'S AFRICAN VIOLET STARTER KITS. Sharing Over 25 years of experience with you. Now, you can grow African Violets that bloom repeatedly. Everything you need is in the kits, even the plants!



THE LARGE, HANGING POT KIT CONTAINS:

- White Plastic African Violet Basket
 - Pot With 3 Openings For Violets
 - Macrame Rope Holder For Basket
 - Mimi's Specially Mixed Growing Medium
 - Mimi's African Violet Fertilizer (Specially Mixed)
 - Plastic Labels For Branding Variety And Color
 - Mimi's African Violet Book On Growing And Propagating
 - Three (3) Assorted African Violets In 2½" Pots, In Bud
 - Makes Gorgeous Gift Anytime
- Only \$12.95**

THE SMALL KIT CONTAINS:

- Three (3) African Violet Aqua Pots (3¾") And Saucers
 - Mimi's Specially Mixed Growing Medium
 - Mimi's Specially Mixed Fertilizer
 - Mimi's African Violet Book On Growing And Propagating
 - Plastic Labels For Branding Variety And Color Of Plant
 - Three (3) Assorted African Violets In Bud With 2½" Pots
 - Makes Gorgeous Gift Anytime
- Only \$8.95**



MIMI'S AFRICAN VIOLET GREENHOUSES

Producing The Finest Violets In The USA Since 1950
250,000 African Violets Over 1200 Varieties
Miniatures, And Trailers Included,
Plus The Latest Varieties

IF CHARGING, COMPLETE BELOW:
 Charge to my

BankAmericard Master Charge

_____ account number

_____ signature

_____ expiration date

Interbank Number _____
 Master Charge Only

Mimi's African Violets, Inc.

1100 STEVENS AVE. · P.O. BOX 2967
 DELAND, FLA. 32720

Please Send Me African Violet Starter Kits As Designated:

- Large Hanging Pot Kit @ \$12.95 each, plus \$1.75 Postage & Handling
 - Small Three Pot Kit @ \$ 8.95 each, plus \$1.50 Postage & Handling
- Florida residents add 4% Sales Tax

NAME _____ ADDRESS _____
 (Rural Route)

CITY _____ STATE _____ ZIP _____



TABLE OF CONTENTS

Every attempt is made to keep articles technically correct. Since the growing of fine African violets can be achieved in many ways, the method and opinions expressed by writers are their own and do not necessarily reflect the opinion of AVSA.

PERTAINING TO VIOLETS

- 20. Tips From Commercials
- 23. Boom Time for African Violets
- 24. A Look to the Future—Fragrant Violets?—Frank Tinari
- 27. Pick Off Buds
- 30. First and Last—Lucile Plaster
- 31. African Violets and Nylon Net—Helen Dixon
- 34. Violet Room By-The-Sea
- 35. Diz-Dizbudding—Sandra M. Lex
- 38. Experiments With African Violets at Pennsylvania University—Work Funded by AVSA Research—Mrs. Roberta M. Hale
- 39. Before Repotting
- 42. Spray Can Caps
- 47. Trailers . . . Our Experience—Leona and Gloria Pickens
- 47. Light Problems
- 48. Develop Own Personal Collection—Mrs. Brenda Gwaley
- 49. African Violets The Easy Way—Helen Van Pelt Wilson
- 51. Double Potting—Jean Smith
- 51. Grace Table With Violets During Holiday Season
- 51. Read Directions for Fertilizing
- 55. Coming Events
- 55. Use Right Pots
- 55. Violet Problems Overcome—Mrs. Lester J. Anderson
- 57. Test for Thrips
- 58. Affiliate 'Appenings
- 60. Deep Pots for Show—Lloyd E. Haslup
Let's Make History—Mrs. Mary A. Johnson
Then A Violet Grew
- 61. Former Referee Exchanges Sports for African Violets
—Mary Ann Houpe
- 64. African Violets Inspire Poem—Cecille G. Block
- 72. "Off Limits"—Jane L. Hildebrandt


COLUMNISTS

- 4. Holiday Greetings from AVSA President—Mrs. E. A. (Melva) Nelson
- 21. Beginner's Column: A Little Light on the Matter—Mrs. J. A. W. (Ann) Richardson
- 22. 1976 Best Varieties—Mrs. M. G. (Madeline) Gonzales
- 26. Musings from the "Mini-Mam"—Mrs. Sidney (Ellie) Bogin

- 27. Boyce Edens Research Fund—Mrs. L. F. (D. J.) Lidiak
- 27. AVSA Booster Fund—Mrs. Bill (Lucile) Plaster
- 33. Your Library—Mrs. M. E. (Gene) Garner
- 39. Cross Your I's and Dot Your T's—Mrs. W. F. Anderson
- 43. Question Box—Mrs. Frank (Anne) Tinari
- 46. Calling All Affiliates—Mrs. Talbot (Helen) Freie
- 54. A Foote on the Violet Path—Mrs. Henry P. (Grace) Foote
- 57. Registration Report—Mrs. Fred (Adele) Tretter

SOCIETY BUSINESS

- 3. AVSA Directory—Strictly Business—Your Business
- 5. Give Gift Memberships for Christmas
- 14. AVSA Entry Tags for African Violet Shows
- 21. Judges' Names Omitted
- 24. Welcome New Members
Correction
- 31. Handbook Changes
- 34. Remember This Date
- 45. Moving?
- 62. Commercial Members
- 65. Shows and Judges
- 73. Affiliate Organizations—Mrs. Talbot A. Freie



CONVENTION

- 16. St. Louis May Be Your Last Chance
- 31. "Mixup" at Convention
- 42. Convention Tours—Floretta and Nancy Willets
- 42. Convention Committees
- 42. Special Awards for Named Varieties at 1977 Convention
- 42. Convention Dates
- 60. You Have Any Suggestions?

MISCELLANEOUS

- 18. In Memoriam
- 18. Did You Know . . .
- 20. Do You Have Any?
- 21. Informative Book for AV Growers
- 26. Mrs. Bray Chairman of East Bay Show

APPLICATION FOR MEMBERSHIP

African Violet Society of America, Inc.
P. O. Box 1326
Knoxville, Tennessee 37901

Date

Please enroll me as a member of African Violet Society of America, Inc. My dues are enclosed. Memberships are defined below. Membership year March 1 to February 28 includes five issues of THE AFRICAN VIOLET MAGAZINE beginning with the June issue, followed by September, November, January and March issues.

- Individual Membership is \$6.00
- Associate Member (\$3.00) (No magazine included) Name
- Commercial (\$15.00) Street Address
- Affiliated Chapter (\$6.00) City and State Zip Code
- Affiliated State, Regional and Council \$15.00
- Life (\$100)
- Sustaining (\$25) Make checks Payable to African Violet Society of America, Inc. New Member
- Renewal

From November 16 through February 28, new members may pay half the annual dues, will receive membership card expiring February 28 and the January and March issues of THE AFRICAN VIOLET MAGAZINE \$3.00.

The beautiful African violet pictured on our cover is 'Sandra', hybridized by Howard Utz of San Antonio, an AVSA Commercial member. The violet was named in honor of Sandra Leary of Austin, who succeeded Melva Nelson as the advertising manager for the African Violet Magazine. (Photo by Leary)

OFFICERS

- MRS. E. A. NELSON President
603 East Essex
St. Louis, MO 63122
- MRS. MARVIN GARNER .. 1st Vice President
1010 Edgewood, S. E.
North Canton, OH 44720
- MRS. W. J. KROGMAN .. 2nd Vice President
1325 Parkway Drive
Brookfield, WI 53005
- MR. HARVEY L. STONE 3rd Vice President
51 Peach Highlands
Narblehead, MA 01945
- MRS. LIZETA TENNY HAMILTON .. Sec'y.
Meadow Lakes, Apt. 18-06
Hightstown, NJ 08520
- MISS FLORENCE M. GARRITY Treasurer
36 Cerdan Avenue
Roslindale, MA 02131

STAFF

- MRS. GRACE FOOTE, Editor
211 Allien Place
Port Arthur, TX 77640
- MRS. TERRANCE R. LEARY, Adv. Mgr.
438 Brady Lane
Austin, TX 78746
- MRS. CLARICE BELL
Office Manager
P. O. Box 1326
Knoxville, TN 37901
- MRS. W. F. ANDERSON
AVSA Publications Chairman
360 Tulip Drive
St. Louis, MO 63119

COLUMNISTS

Mrs. Frank Tinari, Mrs. James Carey, Mrs. Sidney Bogin, Mrs. Marvin Garner, Mrs. L. F. Lidiak, Mrs. J. A. W. Richardson, Paul Arnold, Mrs. W. M. Plaster, Mrs. Talbot Freie and Mrs. Fred Tretter.

BEST VARIETIES, HONOR ROLL COMPILER

Mrs. M. G. Gonzales
200 Doris Ave.
San Jose, CA 95127

PUBLISHER

Gus Becker Printing Co.
1080 Forsythe
Beaumont, TX 77701



*The Official Publication of the
African Violet Society of
America, Inc.*

The African Violet Magazine is published 5 times a year, January, March, June, September and November and second class postage is paid by the African Violet Society of America, Inc., at 706 Hamilton National Bank Building, Knoxville, TN 37901 and at additional mailing offices. Subscription \$6.00 per year which is included in membership dues starting with the June issue each year. Copyright by African Violet Society of America, Inc. 1976

NOTICE TO POSTMASTER:

Please send Form 3579 to African Violet Society of America, Inc. P. O. Box 1326, Knoxville, Tenn. 37901.

(AVSA can not assume responsibility for advertisers. However, we request that a carbon copy of any complaint be sent to the Advertising Manager. If any advertiser is found irresponsible, AVSA can refuse future ads.)

- 18. Baker's African Violets—Fresh Cut Leaves
- 9. Becker Printing Company—African violet note paper
- 18. Mrs. J. S. Berry—Christmas gifts for violet lovers
- 10. Buell's Greenhouses—140,000 African violets
- 19. Ruth Carey's 1975 Revised Handbook for Judges and Exhibitors
- 15. C. M. Conlon—Duplicate natural sunlight indoors
- 10. Crestwood Violetry—Gift plants for Christmas
- 19. Crestwood Violetry—African violet plant rings
- 13. DoDe's Gardens—Growing supplies, pots, planters, AV kits
- 5. Jean Dolan's Violet Room—Green Gold's Soilwash
- 19. Elephant Ear—African violets and accessories

INSIDE BACK COVER — Fischer's Greenhouses—Gift certificates

- 9. Floralite Company—Lumen Lighter stands
- 6. Fredette Originals—Allegro plant tonic
- 11. Granger Gardens—New releases for fall 1976
- 12. Bernard Greeson—Plastic labels
- 15. Growing Concern—African violet waterwell
- 10. Happy Violets—Beautiful hybrid African violets
- 19. Heavenly Violets—Irene Fredette originals, fresh cut leaves, episcias
- 18. High Hat African Violets—Fresh cut leaves
- 16. Sim T. Holmes—New 1977 Introductions
- 16. House of Violets—Moist Rite Self Watering AV Planters
- 19. Indoor Garden Sales—Plantlights for serious and professional growers
- 15. Indoor Gardening Supplies—Plant stands, lights, fixtures, books, accessories
- 18. Kitty's Violets—African violet leaves
- 5. Albert G. Krieger—African violet starter plants
- 5. Linda's African Violets—Starter plants
- 5. Louise's Greenhouse—African violets
- 13. Lyndon Lyon—New registered 1976 varieties
- 19. Mary's African Violets—Growing supplies

INSIDE FRONT COVER—Mimi's African Violet Greenhouses—Starter kits

- 6. Park Nurseries—Moved to Stillwater, MN.
- 17. Plant Marvel Laboratories—For optimum growth and bloom feed as you water
- 18. Poyner's Greenhouse—African violets and related plants
- 5. Rose Knoll Gardens—Newest varieties by leading growers
- 18. San Francisco Plant Co.—African violet and episcia list
- 19. Shirley's African Violets—Plants and supplies
- 16. Schultz's Instant Food
- 17. Shoplite Company—Decorative plant stands
- 9. Stand-Bye—Wick for constant feeding
- 12. Stim-U-Plant—Plant food, sprays, soil conditioners

BACK COVER—Tinari Greenhouses—Think Christmas!

- 16. Tomara African Violets—1977 list available March 1.
- 10. TubeCraft FloraCart—Portable indoor garden
- 17. TubeCraft Watering Wand -Quick! Neat! Easy!
- 12. Howard Utz—New Favorites
- 7. Verilux TruBloom—Fluorescent lamps
- 8. The Violet House—Free gift with your order
- 14. Violets at the Ernsts—Leaves and plants
- 19. Violets Atlanta—Has new address
- 14. Violets by Mary—African violets and episcias
- 20. Vitaloam—New Vitaloam cultured Re-jewva-tone
- 6. Volkmann Bros.—Reservoir wick pots, African violets and supplies
- 7. The Walkers—AV Supplies, pesticides, plastic pots
- 11. Wiseway—Waterwicks and waterwands
- 18. Wood's African Violets—Fresh cut leaves, root cuttings, episcias

EDITOR'S NOTE: These are your advertisers who help the magazine. Please support them and when you write them for supplies, please mention The African Violet Magazine.

STRICTLY BUSINESS - - YOUR BUSINESS

A TABLE OF INFORMATION TO USE IN CONDUCTING YOUR BUSINESS WITH YOUR SOCIETY TO INSURE GOOD SERVICE.

ALWAYS GIVE YOUR NAME AND COMPLETE ADDRESS, IF YOU HAVE MORE THAN ONE ITEM
SEND EACH ITEM TO THE CORRECT PERSON.

AFFILIATE 'APPENINGS: Send to Editor.

AFFILIATES: See list in Nov. issue. For information on show awards, how to start a chapter or questions on new or renewal membership, write Mrs. Talbot A. Freje, 4854 N. Cedar St., El Monte, CA 91732. Send officer information sheet received with charter to Mrs. Freje by July 1.

AVSA EMBLEMS: See January issue. Member, Past President, Life Member pins. Own and wear them with pride. Order from AVSA office.

AVSA OFFICE: Mrs. Wade H. Bell, Office Manager, Box 1326, Knoxville, TN 37901

BEST VARIETIES LIST: See November issue.

BEST VARIETIES - HONOR ROLL COMPILER: Mrs. M. G. Gonzales, 200 Doris Ave., San Jose, CA 95127

BOOSTER FUND: Send contributions to Mrs. W. M. Plaster, 8304 Suffolk Dr., Shreveport, LA 71106

BOYCE EDENS RESEARCH FUND: Send contribution, club or individual, to Mrs. L. F. Lidiak, 4503 Sinclair Ave., Austin, TX 78756

BYLAWS: See September issue.

COMMERCIAL ACTIVITIES: Albert Buell, Buell's Greenhouses, Box 218, Eastford, CN 06242

COMMERCIAL MEMBERS: See list in November issue.

CONVENTION:

AWARDS: See January issue. Send suggestions or contributions for convention awards to Mrs. Richard A. Chase, 482 Rutherford Ave., Redwood City, CA 94061

PROGRAM: See March issue. Send special requests for workshop programs; suggest names of interesting speakers to Mrs. J. A. W. Richardson, R. R. 1, Box 70, Tavares, FL 32778

SCHEDULE: See January issue.

TIME AND PLACE: If your club or a group of clubs would like to sponsor a national convention in your area, write to Mrs. H. Harold Baker, 2182 Stanford Ave., St. Paul, MN 55105

CULTURE FOLDERS: Free from AVSA office, for distribution at shows or by commercial members with plants. Membership application included.

CUMULATIVE INDEX: Write AVSA Office.

EDITOR: Mrs. Grace Foote, 211 Allien Pl., Port Arthur, TX 77640

HONOR ROLL: See June issue.

JUDGES: See September issue for list

JUDGING SCHOOL: For information on holding a school or to become a qualified judge, write to Mrs. James B. Carey, 3900 Garden Dr., Knoxville, TN 37918

LIBRARY: See June issue for list of slide programs and packets available from AVSA Library. Order from AVSA office. If you have ideas for a library program or slides to donate for library, write Mrs. Marvin Garner, 1010 Edgewood S.E., North Canton, OH 44720

LIFE MEMBERS: See June issue for list.

MAGAZINE:

ADVERTISING MANAGER: For advertising rates, copy and information write Mrs. Terrance R. Leary, 438 Brady Lane, Austin, TX 78746

ARTICLES: Send to Editor.

DEADLINE DATES: June issue, Mar. 1; Sept. issue, June 1; Nov. issue, Aug. 1; Jan. issue, Oct. 1; Mar. issue, Dec. 1.

BACK ISSUES: Complete your set now. Write to AVSA office for price list of available issues.

BINDERS: Sold only in pairs at \$7.00 postpaid. Order from AVSA office.

CHANGE OF ADDRESS: Send your new address at least 30 days before it is to take effect. Send old address with the new. Enclose the address label from your last magazine. Send to AVSA office.

FAILURE TO RECEIVE: Notify the AVSA office.

MAGAZINE MART: Do you want to buy or sell back copies of THE AFRICAN VIOLET MAGAZINE? Write Mrs. E. A. Nelson, 603 E. Essex Ave., St. Louis, MO 63122

MASTER VARIETY LIST:

A must for all judges and serious growers. 1970 edition describes all registered varieties 1948 - 1969; all classified species; other named cultivars introduced 1960-69. \$3.50 Order from AVSA office. Supplements, September magazine, 1970 to date.

SUPPLEMENT: Send description of any new cultivar with hybridizer's name to Mrs. Fred Tretter, 4988 Schollmeyer Ave., St. Louis, MO 63109

MEMBERSHIP! Send new or renewal membership to AVSA Treasurer, AVSA office. Make check payable to AVSA. Life - \$100; Commercial - \$15; Individual - \$6; Affiliate Chapter - \$6; Affiliate Council, State or Region - \$15. **FOR AFFILIATE, GIVE THE FOLLOWING INFORMATION:** Name of chapter or council; President's name and address; address to which magazine is to be sent; name of town considered home town of chapter.

APPLICATIONS AND BROCHURES: Free from AVSA office. Please state quantity required. Use for show, commercial sales room or wherever memberships may be solicited.

MEMBERSHIP AND PROMOTION: Send your ideas, offers to help or requests for assistance in this work to Mrs. Harold Rienhardt, 4463 W. Seneca Tpk., Syracuse, NY 13215

MINIATURE AND SEMIMINIATURE LIST: \$2.00 Mrs. Sidney Bogin, 39 Boyd St., Long Beach, NY 11561

MINUTES: See September issue.

NOMINATING COMMITTEE REPORT: See Jan. issue.

OFFICERS AND COMMITTEES: See June issue.

OFFICIAL CORRESPONDENCE: AVSA Secretary, Mrs. Robert Hamilton, Meadow Lakes, Apt. 18-06, Hightstown, NJ 08520

PARLIAMENTARIAN: Mrs. Thomas J. Edmundson, 4605 N W 45th St., Fort Lauderdale, FL 33319 is available to answer parliamentary questions from affiliates. (Stamped self-addressed envelope must be enclosed for reply).

PLANT REGISTRATION: Mrs. Fred Tretter, 4988 Schollmeyer Ave., St. Louis, MO 63109

QUESTION BOX: Anne Tinari, 2325 Valley Road, Huntingdon Valley, PA 19006

RESEARCH: Send suggested subjects for scientific research or names of interested qualified potential research personnel to Mr. Frank Tinari, 2325 Valley Road, Huntingdon Valley, PA 19006

TALLY TIME: See March issue.

TEACHERS: See September issue for list.

TREASURER'S AND AUDITOR'S REPORT: See Sept. issue.

Holiday Greetings From The President



Dear AVSA Friends:

Thanksgiving Day! The mere mention of the day stirs up memories of those bountifully laden tables around which the family gathered thru the years in grateful thanks for its many blessings. This year, as the country celebrates its 200th Birthday, surely each of us must feel an overwhelming sense of gratitude for all of the rights and privileges which we enjoy as United States citizens, and all too often take for granted. So, let's all be good citizens and take the time to go to the polls and vote on Tuesday, November 2.

Now, to get off my soap box! Hopefully, everyone's plants have recovered from the summer doldrums . . . at least that term best describes the way my poor dears struggled thru the heat and neglect. Isn't it amazing, though, how faithfully and quickly they respond to generous applications of TLC and some crisp autumn weather? It only proves that plants are just like people – we don't do so well without TLC, either!

We all need to be critically looking over our tables for those possible winners to take to St. Louis next April. You know, it's later than you think. During the hottest five weeks of this past summer we held a Design Workshop in St. Louis and all I will say is that there's going to be some stiff competition in the Artistic Section at convention. So – you had better be practicing, too!

Very best wishes to all of you for a joyous Holiday Season.

Sincerely,

Melva

ADD GIFT MEMBERSHIPS TO YOUR CHRISTMAS LIST

Give a friend the African Violet Magazine for Christmas this year.

A gift membership in the African Violet Society of America, Inc., will bring year-long pleasure and a constant reminder of your thoughtfulness.

A special card, with a picture of a beautiful African violet in color, will be sent to inform new members that they will receive five issues of The African Violet Magazine and membership from March 1, 1977 through February 28, 1978 as your gift. As a special bonus, copies of the January issue will be sent to the first 100 new members.

\$6.00

Just fill out and mail this gift form and check to:

African Violet Society of America, Inc.
P. O. Box 1326, Knoxville, Tenn. 37901

My Name _____

Address _____

City _____

State _____ Zip _____

I enclose check for _____ gift subscriptions

Total amount enclosed \$ _____

Send to _____

Address _____

City _____

State _____ Zip _____

Sign Gift Card _____

Send to _____

Address _____

City _____

State _____ Zip _____

Sign Gift Card _____

Send to _____

Address _____

City _____

State _____ Zip _____

Sign Gift Card _____

ROSE KNOLL GARDENS

In the Heart of Lincoln Land

Newest varieties by Hawley, Lanigan, Grangers, Lyon etc. Due to expanding costs of supplies, labor and postage, we will NOT ship. Visitors most welcome. Clubs wishing to visit, please call for a special welcome.

No list

No shipping

MR. AND MRS. JEFF RHOADES

Assumption, Ill. 62510

217/226-3249

LOUISE'S GREENHOUSE

Fresh Cut A.V. Leaves

List 20¢

VISITORS WELCOME

LOUISE PITTS

P. O. Box 767

Sour Lake, Texas 77659

Phone 713-287-3387

AFRICAN VIOLET STARTER PLANTS

10 ORIGINAL VARIETIES, SAINTPAULIA SPECIES,
AND SELECTED NEW AND OLDER VARIETIES.

Send stamp for listing.

ALBERT G. KRIEGER

1063 Cranbrook

Jackson, MI. 49201

Starter Plants \$1.75 ea. Postage \$1.00. All orders acknowledged and sent first class. Send 25¢ for list, refunded on first order. Shipping begins September 15 through November 1.

LINDA'S AFRICAN VIOLETS

6121 Winsome #37

Houston, Tx 77057

Next to your violets . . .

GREEN GOLD'S SOILWASH

- Sensational new "SOILWASH" (tm) works magic on your plants and cuttings.
- See for yourself by comparing treated plants with those denied SOILWASH by Green Gold Inc.
- Unlocks nutrients and promotes healthy growth and prolific bloom.
- Not a fertilizer. Safe, odorless, organic.

8 oz. concentrate—\$3.75 (Postpaid)
(subject to change without notice)

JEAN DOLAN'S VIOLET ROOM

170 Thimble Islands Road
Stony Creek, Conn. 06405

DEALER INQUIRIES INVITED

A WORD ABOUT

Allegro

PLANT TONIC



"A baby diet for baby plants"

WHAT IS IT?

Allegro Plant Tonic is a **natural** product with a wide range of nutrients, vitamins, plant hormones, and trace elements. Its balanced complex approach is multilateral and it is easily assimilated by plants. For African Violets, it means a head start which results in better growth and early bloom.

WHAT DOES IT DO?

- Balances the soil structure, increases aeration and moisture retention, and improves the quality of both plant and soil.
- Increases the hardiness of young plants and makes them more tolerant of changes in temperature.
- Benefits leaf, blossom, and root through action which is biological, catalytic, and photosynthetic.
- Promotes resistance to disease.

Distributed By

FREDETTE

972 Grassy Hill Road Orange, Connecticut 06477

RESERVOIR WICK POT T.M.

"It Waters and Feeds at the Same Time"



CONSTANT FEED FERTILIZER

8 oz. \$2.00 postpaid

PRICES ON RESERVOIR WICK POTS

EACH

1 to 5 \$1.50 postpaid

6 to 19 \$1.35 postpaid

20 or more \$1.20 postpaid

Send stamped self-addressed long envelope for 20 page catalog of AFRICAN VIOLETS and SUPPLIES.

VOLKMAN BROS. GREENHOUSES

2714 Minert St., Dallas, Texas 75219

THE PARK NURSERIES AFRICAN VIOLETS

OUR NEW ADDRESS IS:

8400 60th North

STILLWATER, MINNESOTA 55082

Our New Varieties Are Terrific!

Huge stars, doubles, unusual multicolors. All are dependable show plants that will be a thrill to grow. Only quality plants shipped.

Write now for a list of Park Nursery new introductions.

We ship all winter by REA Air Express. Minimum 25 plants retail or 100 plants wholesale.

PLEASE INCLUDE 13¢ STAMP FOR LIST.

*Tingle's
African
Violets*

FRESH CUT LEAVES—LIST 25 CENTS

**Gift And Started Plants
For Sale
At Greenhouse**

VISITORS WELCOME . . . OPEN 8-5 . . .
CLOSED SUNDAY.

**705 SOUTH ROOSEVELT STREET
POST OFFICE BOX 1627
CLEVELAND, TEXAS 77327**

POSTPAID SUPPLIES

Sudbury Soil Improvement Kit		\$8.29
Sudbury PH Soil Test Kit		1.98
Humiguide Hygrometer		4.50

INSECTICIDES AND CONDITIONERS

Acti-dionne PM	5 ounces	\$1.90
Rock Phosphate	2 pounds	1.75
Dolomite Limestone	2 pounds	1.75

PLASTIC POTS

"White or Utility. All Postpaid. Please specify type.
If not specified our choice will be sent."

	25	50	100
1¼" Regular	\$ 1.85	\$ 2.85	\$ 4.90
2¼" Regular or Square	1.95	2.95	5.15
2½" Regular or Square	2.25	3.85	6.20
3" Reg. or Square, or Tub	2.55	4.60	7.75
3½" Regular or Tub	2.95	5.15	9.04
4" Regular or Tub	3.25	5.90	10.35
5" Tub	6.25	11.40	21.50
6" Tub	5/2.95	10/5.00	25/7.75

PLASTIC SAUCERS

	25	50	100
3"	\$ 2.95	\$ 5.60	\$10.35
4"	3.85	7.00	13.00
5"	4.45	8.55	16.00
6"	5.25	10.10	18.60

Due to high postage minimum order \$7.50.

Complete list of house plant supplies for stamp.
Texas residents include 5% Texas Sales Tax.

THE WALKERS

Box 150-X Luling, Texas 78648

ACCLAIMED BY INDOOR GARDENERS!

VERILUX

Tru Bloom 

No-Glare
Daylight
Effect

FLUORESCENT LAMPS

Developed specifically for the exacting needs of indoor gardening, Verilux TruBloom sets new standards of perfection in fluorescent lighting. Your plants grow better, flower more profusely... and you always see them in their true colors.

Matches Outdoor Light

TruBloom comes closest to matching the pure white outdoor light that is best for growing plants. The light is not pinkish, yellow-orange, greenish or bluish. You can prove this to yourself by moving a plant from a north window and setting it under TruBloom tubes. There is no observable change in color.

Balanced Growth Lighting

Forget the leggy or stunted plants that result from red or blue light. TruBloom's even light distribution means plenty of red for bloom, plenty of blue for compactness, plenty of everything in between for healthier plants.

Superior, Long-Lasting Blooms

The flowers of more compact TruBloom plants make a finer show...and the blooms last up to 50% longer than with other makes of tubes. Fantastic success with African Violets and with Gesneriads, Orchids and hundreds of flowering plants and perennials.

Economical Longer Life

TruBloom is a premium product providing the highest light quality plus lamp life that is 50% longer than standard commercial tubes. This means less frequent replacements — a substantial economy.

Don't Settle for Any Substitute

Ask for Verilux TruBloom at your local dealer or distributor, or for further information write or call...

VERILUX Inc.

35 Mason Street, Greenwich, Conn. 06830
Telephone: (203) 869-3750

A Free Gift With Your Order

Solve the puzzle, send it along with your order, and we will add the following to your order—(25) 2½ inch pots plus a bag of fertilizer (either 12-36-14 or 5-50-17). If you do not want to cut the magazine page just copy the puzzle solution on a piece of paper and send it with your order.


PUZZLE CLUES:

ACROSS:

1. Brings in fresh air _____
6. Flower type _____
8. Plant containers _____
11. Daily give your plants fresh _____
12. Leaf type with light center _____
13. Fungus disease, Powdery _____
15. Blossom center (sometimes darker color) _____
16. Guided visit _____
18. Placed in soil _____
20. Violets prefer _____, not dry soil _____

DOWN:

1. Two-tone foliage type _____
2. Vining type violet _____
3. Rolled edge of pot _____
4. Main root _____
5. Window screens keep bugs _____
6. Battle (against bugs) _____
7. Senior abbr. _____
9. Not new _____
10. Plant seed _____
13. Soil or foliage pest; _____ bug _____
14. N.Y. hybridizer and grower _____
17. Classified _____ (advertisements) _____
19. Popular white double variegated violet (abbr.) _____



PLASTIC POTS

PLASTIC POTS

PLASTIC POTS

ALL FIRST QUALITY

	10	20	50	100	500	TYPE	Color	
1¾"	.40	.70	1.60	3.00	13.00	Round Only	White Only	
2¼"	.50	.85	2.00	3.50	15.00	Round or Square	White, Green	
2½"	.70	1.00	2.25	4.25	20.00	Round or Square	White, Green	
3"	.85	1.50	3.25	6.25	30.00	Round or Square	White, Green	
3½"	1.00	1.80	4.00	7.50	35.00	Round Tub or Square	White, Green, Utility	
4"	1.20	2.20	4.75	9.00	40.00	Round Tub, Square, Std.	White, Green	
4½"	1.50	2.80	6.00	11.50	55.00	Round Tub or Square	White, Green	
5"	1.80	3.40	7.50	13.50	62.50	Round Tub or Std.	White, Green	
6"	2.20	4.00	10.00	18.50	85.00	Round Tub or Std.	White, Green	
6½"	2.50	4.50	11.00	20.00	90.00	Round Tub	White, Green	
7"	4.50	8.50	20.00	36.00	170.00	Round Std.	Green, White	
8"	4.75	9.00	21.00	38.00	180.00	Round Std.	White, Green	

PETERS FERTILIZERS

12-36-14	Violet Special	12-oz.	\$2.00
5-50-17	Variegated Special	12-oz.	2.00
20-20-20	General Purpose	16-oz.	2.00
10-30-20	Blossom Booster-Orchids	16-oz.	2.00
18-18-18	General Purpose	16-oz.	2.00
15-30-15	House Plant Special	16-oz.	2.00

PLASTIC HANGING BASKETS

Size	Color	1	5	10
5½"	White or Green	.75	3.25	6.00
6"	White or Green	1.00	4.50	8.50
6½"	White or Green	1.00	4.50	8.50
8"	White or Green	1.25	6.00	11.00
10"	White or Yellow	1.75	8.00	15.00

All with Saucers & Hangers

PLASTIC FLOWER POT SAUCERS

Size	Color	10	20	50	100
3"	White	1.10	2.00	4.50	8.25
4"	White	1.50	2.60	6.00	11.00
5"	White	1.70	3.00	7.00	13.00

Pperlite	1 Gal.	50¢
Sphagnum Peat Moss	1 Gal.	50¢
Vermiculite	1 Gal.	50¢
Charcoal	12-oz.	89¢
Dolomite Lime	16-oz.	50¢
Package 4" Plastic Marking Labels	(100)	1.50

WICK WATER

with

PLASTIC WATER RESERVOIRS
(snap-on-lids)

Lids are recessed to hold pots.
Last 2 - 5 weeks.

16-oz.

20 for	4.25
50 for	9.25
100 for	16.50
500 for	70.00

32-oz.

20 for	7.75
50 for	17.75
100 for	33.00
500 for	110.00

The Violet House

15 SE 4th Ave.

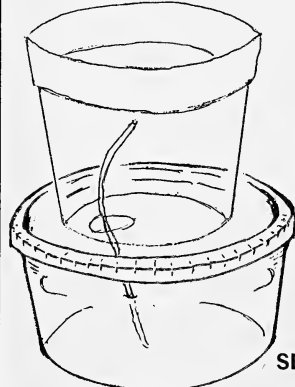
GAINESVILLE, FLORIDA 32601

phone AC 904 377-8465

MINIMUM ORDER \$7.50 plus \$2.00 shipping
Fla. resident add 4% sales tax.

WE SHIP U P S WHERE POSSIBLE.

SEE OUR 4 PAGE AD IN SEPT "76" ISSUE FOR COMPLETE ORDER FORM



Lumen-Liter Plant Stands are made of Gleaming Aluminum square tubing with high impact soft green trays. Lights are easily adjustable above trays with chains.



Send stamp for literature.

Naturescent, Vitalite, Gro-Lux tubes, lamps, trays and timers, etc.

Ripe-N-Gro Sunlite 17 in. diameter 19 in. high Avocado Green with 22 watt wide spectrum Fluorescent Lamp \$28.95 P.P. Can be used with timer. Spot-O-Sun Grolite Planter, Avocado Green \$19.95.



4 Tray \$39.95

8 Tray \$52.95

Fixtures for above stands with 2-24" — 20 watt cool white tubes \$16.95 each with cord, plug and switch. Add 4% tax in Wisconsin.

WE PAY SHIPPING ON ALL OUR PRODUCTS

FLORALITE COMPANY

4124A East Oakwood Rd. Oak Creek, Wis., 53154
Phone (414) 762-1770

Officially approved by AVSA Board

African Violet Notes



16 BEAUTIFUL VIOLETS PRINTED IN FULL COLOR. All Different.

(Note size folded 5-3/8 x 3-1/4) } **16 NOTEHEADS** } **Only \$1.50**
16 ENVELOPES } plus tax

Sold through your local club in minimum lots of 12 packages for \$1 per package. (Your club earns 50¢ per package). An excellent item for sale at your local violet show. Minimum order—12 packages.

(No Single Order Please)
GUS BECKER PRINTING COMPANY
 1080 Forsythe -- Beaumont, Texas 77701

Shipped postpaid if check sent with order. Otherwise shipped COD plus postage. Order direct from Printer.

STAND-BYE

3421 Golf Dr. Houston, Texas 77018



GROW WITH CONFIDENCE
WICKED FOR CONSTANT FEEDING

- | | |
|----------------------|-----------------|
| All Plastic 6" tall, | 16-oz. capacity |
| 1 | @ \$1.98 each |
| 12 | @ \$1.50 each |
| 48 | @ \$1.25 each |
| 100 | @ \$1.00 each |

Add 10% for packing and shipping

PLASTIC WICKED STARTER TRAYS

14" x 22" x 3/4" Deep
 with plastic pots



Tray and 8-9 oz. pots

Tray and 11-4 oz. pots

Tray and 24-4 oz. pots

- | | |
|------------------------|-------------|
| 1 Pan and Tray | \$7.25 each |
| 6 Pans and Trays | \$6.00 each |

Texas residents add 5% Tax

BEAUTIFUL HYBRID AFRICAN VIOLETS

6 Assorted Labeled Plants \$8.00
3,7-oz. Precise Timed Release African Violet
Plant Food (8-11-5) \$1.75
4-oz. Hyponex Plant Food (15-30-15) \$1.25
Plants shipped May 1st through November 1st.
No List All Items Postpaid

HAPPY VIOLETS

Rt. 1, Box 482 Talladega, AL. 35160

SEND AN AFRICAN VIOLET GIFT

Lovely, blooming African Violet wrapped in foil, delivered in person with a card.

Northern VA, Southern MD (Beltway 495) area.

\$10.00

Phone orders accepted

(703) 256-1575

or write

Crestwood Violetry

7314 Jervis St.

Springfield, VA 22151

140,000 AFRICAN VIOLETS

—OVER 600 VARIETIES—

Includes Miniatures & Trailers

Our FAMOUS BUELL'S HYBRID GLOXINIAS

Columnneas, Episcias, others with FIBROUS ROOTS
Achimenes, Kohlerias, others with RHIZOMES
Gloxinias, Sinningias, others with TUBERS
Terrarium Plants • Books • Seeds • Supplies

GESNERIAD SPECIALIST

Since 1943

SHOWPLACE Greenhouses—22,000 sq. ft. under glass.
VISITORS WELCOME 8 AM-5 PM (Closed Sunday & Holidays). NE corner of State, 6/10 mi. from Conn. 198 & Eastford center, off Westford Rd.


NEW 1976 DESCRIPTIVE LIST of all we grow, books, supplies. Send 25¢ and LONG, SELF-ADDRESSED, STAMPED ENVELOPE.—24¢ 1st class, 14¢ 3rd class.

Buell's GREENHOUSES, INC.

P. O. Box 218-AV76
Eastford,

Weeks Rd.
Conn. 06242

Phone 203 974-0623



ENTER YOUR
PLANTS IN
1977

AVSA CONVENTION
WIN A
FLORACART

NOTE—The manufacturers of the popular FLORACART are happy to again present a FLORACART (Model BA3 complete unit) as an award.

Class—The AVSA COLLECTION AWARD, composed of three different AVSA registered varieties of African violet plants. A member may enter only one collection and each plant must score 90 or more points.

1954—Mrs. Ronald B. Beaune, Detroit, Michigan
1954—Mrs. E. L. Perdue, Donaldson, Tennessee
1955—Rev. Harold L. Thompson, Birmingham, Michigan
1956—Mrs. L. A. Beck, St. Joseph, Missouri
1957—Mrs. J. R. Bush, Muncie, Kansas
1958—Mrs. Edward Casey, Rochester, New York
1959—Mrs. Clarence Kuder, Bowling Green, Ohio
1960—Mrs. Alexander R. Colver, Brightwaters, New York
1961—Mrs. Joseph Frost, Indianapolis, Indiana
1962—Mrs. J. W. Shuev, Richmond, California
1964—Mrs. George Phillips, Arlington, Texas
1965—E. D. Wylie, Columbus, Indiana
1966—Mrs. Johnny Maiorana, Miami, Florida
1967—Mrs. Karl C. Ohlson, Lynn, Massachusetts
1969—Mrs. Wallace Behnke, Newark, Delaware
1970—Mrs. Frank Laedter, Racine, Wisconsin
1971—Mr. and Mrs. John Guttridge, Sun City, California
1972—Mrs. Irene Fiedler, Prescott, Wisconsin
1974—Brother Blaise, Harrisville, Rhode Island
1975—Elizabeth Behnke, Newark, Delaware
1976—Miss Rachelle Yeager, Tallahassee, Florida

For the Finest in Indoor Gardening!

ENJOY A FLORACART

World's Finest Portable Indoor Garden

For use with Rapid Start Fluorescent Lights!

FloraCart is the original, most popular movable unit for easy indoor gardening! Raise luxurious African violets . . . force spring flowering bulbs and get strong plant from all seeds and cuttings! NOW every FloraCart comes with beautiful molded fiberglass trays (19"x49"x1½") . . . lightweight and strong, easy to keep clean, and impervious to moisture, chemicals, and weather! Choose from two FloraCart models: 3 Trays, \$92.07; 2 Trays, \$67.89. (Light Fixtures additional.) Rugged lifetime construction of aluminum tubing. Has smart new decorator type 2¼" casters. For the heavy-duty 4" casters shown in picture, add \$1.75. Equip your FloraCart with Combolite fixtures designed especially for flower culture, combining incandescent and fluorescent lights, proved superior to either one alone!

Write today for illustrated catalog. When you order, send check, money order or use Master Charge or Bank Americard. Give number.

Ohio residents add 5½% Sales Tax

*Tube
Craft inc.*

1311C West 80th Street
Cleveland, Ohio 44102

New Releases for Fall 1976

- Jim Dandy
- Starburst
- Sylvan Blue
- Wildfire
- Pink Electra
- Pink Monarch
- Lavender Belle
- Cameo Queen
- Regalaire

WHOLESALE LIST ONLY, AVAILABLE TO DEALERS AND CLUBS. **WE DO NOT SHIP RETAIL.** WHOLESALE PRICE LIST REQUESTS MUST BE ACCOMPANIED BY A SELF ADDRESSED STAMPED ENVELOPE AND A BUSINESS CARD OR LETTERHEAD. THIS IS FOR YOUR PROTECTION ONLY.

Our business is chiefly hybridizing, for the purpose of developing of new varieties. We do not stress blooming plants, but growing on stock. We will ship blooming plants when they are available. The demand has been very heavy for plants that we have had to ship green stock only in many instances, with a few plants of each variety in bloom so your Customer will know what they are getting. We guarantee you clean, healthy plants, carefully packed to avoid breakage.

Retail sales are made at the greenhouses only.

GRANGER GARDENS

1060 WILBUR ROAD MEDINA, OHIO 44256
Phone 1-216-239-2349

Greenhouses located 1 mile east of the school houses of Rt. 94 at Granger, Ohio. Open daily 8-5 pm. Closed Sundays and Holidays. ● Granger Gardens

WISERWAY

Doug Wiser, P. O. Box 5573, Redwood City, California, 94063

Calif. Buyers add 6% Sales Tax.

WATERWICKS

THE FOREMOST AMATEUR GROWERS . . .

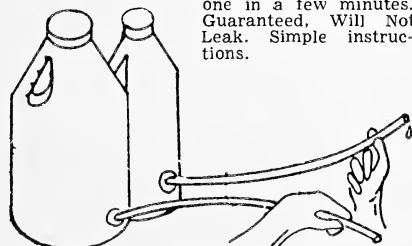
Of African Violets write us that Wick-Watering is the **ONLY** way to do it. * Judging from our many repeat orders it is obvious that we must have a **very good wick** —and a **very low price**. * They Last Indefinitely * **WICK STAYS IN POT** * Feeds Nutrients with water. Will Not Rot.

20 WICKS—\$3.00 50 WICKS—\$6.50 POSTPAID

supplies approx. 1 fld. oz.
per day



(Included with all orders: Free sample of new Super Waterwick for large plants)



Lift or squeeze to stop water

Easily installed by anyone in a few minutes. Guaranteed, Will Not Leak. Simple instructions.

WATER WANDS

MAKE ANY PLASTIC CONTAINER INTO A PERFECT WATERING DEVICE!

Use Quart, Half-gallon or Larger Container. Vinyl Tube is 24" Long and now HAS A NEW, EASY-SQUEEZE VALVE.

\$2.00 PER KIT

3 KITS—\$5.00

Make Great Gifts! Add 50¢ per foot for Longer Tubing. Any \$10.00 Order for Wicks or Wands includes FREE Rigid Tube to make a 1 Quart Overhead Squeeze Water-Wand. **Useful!**

"Better Ideas Make Better Products"

PLASTIC LABELS

(Postpaid) (Minimum Order: \$5.00)

LIFETIME Markers: (White only)
 Style A, 4 1/2" Vertical Stakes.....500/\$7.99, 1000/\$14.50
 Style B, 2" x 5" Tee Stakes.....100/\$4.89, 500/\$18.95
 Style C, 6" Vertical Stakes.....100/\$4.50, 500/\$18.50
 THRIFTEE Markers: (Red, Pink, White, Yellow, Blue, Orange, Green) (Color NOT Assorted)
 3/4"x3" Vertical Stakes.....1000/\$5.80 Minimum Order
 3/4"x4" " " " " " " 1000/\$7.95 1000 labels
 3/4"x5" " " " " " " 1000/\$9.35 same color
 THRIFTEE RAINBOW PAK: (Pak of 100 labels with 7 mixed colors) 3/4"x4": 100/\$1.75, 3/4"x5": 100/\$2.50
 NURSERY MARKING PEN: Fine line, felt tipped with fast drying waterproof ink \$1.25 each 6/\$6.95. Dealer or club prices available for orders of 5000 or more labels.

BERNARD D. GREESON

3548 N. Cramer Milwaukee, Wisconsin 53211
 (Send 35 cents for complete growing supply list)

MY NEW FAVORITES

Cloud Bank	Kira	Sharon
Sandra	Mimi	Jeri
Geviene	Donna	Bombay Red
Sara Lynn	Falba	Utz's Explorer
Rio Grande		Texas Wildfire

NO SHIPPING

HOWARD R. UTZ


10017 Sahara Dr. San Antonio, Tex. 78216

STIM-U-PLANT

a growing business

helps you grow finer blooming african violets!

2077 PARKWOOD AVENUE
 COLUMBUS, OHIO 43219,
 614/267-1296



BETTER PLANTING

New formula high organic. Not too heavy or light. Has shredded spagnum moss. Decomposing humus aerates soil, holds moisture, feeds beneficial soil bacteria. Better drainage than lightweight mixes.

SOIL CONDITIONERS

- Vermiculite
- Charcoal
- Peat Moss

EASIER FEEDING

Liquid balanced 5-8-7 formula. Easier to use. Concentrated for economy. All food—no residues. Gives plants 13 needed trace elements.



BETTER FEEDING

A finely ground food, pure USP chemicals. Quickly available to plants. Balanced 5-8-7 formula, gives more blooms, healthier plants. Proved by years of use. Contains 13 needed trace elements.



PLANT FOOD POWDER

High-analysis 15-30-15, instantly soluble. A high powered plant food. PLANT POWER is strong enough for outdoor plants yet formulated for African Violets and other house plants. Package makes gallons.



SPRAY—PEST CONTROL

Quick, easy to use. Kills aphids & mites, spiders & plant lice, exposed thrips & white flies, mealy bugs on house plants elements.

LYNDON LYON

14 Mutchler Street

Dolgeville, N.Y. 13329

Phone (315) 429-8291

New Registered 1976 Varieties

HELENE—First award A.V.S.A. '76. Deepest fuchsia red flowered semi-dbl.

CHRISTI LOVE—First award A.V.S.A. '75. Dbl. coral flowers, red-backed foliage.

BICENTENNIAL TRAIL—Our most flamboyant trailer with the most and deepest pink dbl. flowers yet.

CHEROKEE FIRE—Big dbl. fuchsia flowers above dark green Tommie Lou foliage.

SWEET HONESTY—Huge frilled bright pink dbl. flowers on Tommie Lou variegated foliage.

MAGIC SPLENDOR—Big blue white-edged semi-dbl. flowers in great profusion.

TINY TOT—Sparkling white semi-dbl. flowers showing yellow stamens, small glossy green leaves.

See our FREE descriptive list including exciting new

COLUMNNEAS, SINNINGIAS, ACHIMENES,
KOHLERIAS, AND OTHER GESNERIADS

OPEN DAILY AND SUNDAYS 8 A.M. to 6 P.M.

DODE'S GARDENS

GROWING SUPPLIES

DoDe's Special African Violet Potting Soil

Excellent! Try and compare. Sterilized and treated with insecticides to help prevent disease. Also contains special growing elements.

24-oz. — \$1.35

48-oz. — \$2.50

FERTILIZER

8-oz. Peters Violet Special 12-36-14\$1.85

8-oz. Peters Variegated Special 5-50-17 2.35

24-oz. Liquid Blue Whale Brand 6-2-1 3.98

8-oz. Liquid Sturdy Brand 0-15-14 2.90

2-oz. Super-Thrive, Plant Vitamin 1.89

(Success formula = 1/3 cup Sturdy and 2/3 cup Blue Whale)

POTS AND PLANTERS

2 1/2" square plastic pots 25 for \$1.50

4" plastic pots 15 for 1.50

6 quarts Perlite (1/2 lb.)\$.65

4 quarts Verlite #3 (1/2 lb.)65

2 pounds Dolomite Limestone 1.00

2 pounds Super Phosphate95

1 ounce Carbamate (Fermate)50

100 Stake Labels—6" white 2.25

Minimum order \$5.00

Please add \$1.75 for shipping and packing up to a \$12.99 order; \$2.75 up to \$24.99; \$3.75 up to \$49.99; \$5.25 for \$50.00 and over.

We ship by UPS . . . For box number and RFD please add phone number and give a street address.

Send stamp for complete list.
Phone 305-452-5670

DODE'S GARDENS
1490 Saturn Street
Merritt Island, Florida 32952

Florida residents
add 4% sales
tax on all orders.

AQUAMATIC SELF-WATERING VIOLET PLANTER

Lets your plants water and fertilize themselves.

Single—\$2.50

6 for \$12.85

Twelve or more \$1.94 each

Case of 24 \$40.00

POSTAGE PAID!!

—0—

HELEN VAN PELT WILSON'S AFRICAN VIOLET BOOK

(Hardback)

EXCELLENT GIFT

price \$8.45

postpaid with other regular order.

Add 75¢ Shipping & Handling if ordered alone.

*Clubs write for discount prices on Supplies,
Soil, and 2 1/2" violet assortments.

*LOW PRICES ON FLORACARTS.

Write us for details.

VIOLET SHOW? WHY NOT
USE AVSA ENTRY TAGS?

AVSA ENTRY TAGS add prestige to your show. They boast the AVSA insignia and name. They are printed in violet colored ink. They conceal the Exhibitor's Number when folded and used correctly. AND — they couldn't possibly be duplicated for the low cost of \$2.00 per 100. Order from the AVSA Business Office, P. O. Box 1326, Knoxville, Tenn. 37901.



*African Violet
Society of
America Inc.*

STANDARD AFRICAN VIOLET SHOW

Section

Class

Entry Number

Variety

Award-Spec. 1 2 3 None

Exhibitor's Number

Name

—fold here—

City

State

—tear off here—
Claim Check

Exhibitor's Number

Name

Variety

Sec..... Class..... Entry.....

Violets By Mary

AFRICAN VIOLETS AND EPISCIAS

Stamped, self-addressed envelope for list.

MARY POE

3608 W. Brookview Waco, Texas 76710
Phone 817-754-7959

Violets At The Ernst's

221 S.E. 70th St. Gainesville, Fla. 32601
(near Newnans Lake - Phone 376-8655)

LEAVES AND PLANTS

Please Send 25¢ for list.

ABOUT GARDENING

- Helen Van Pelt Wilson's African Violet Book
Revised Edition (Hard Back)\$10.45
 - Helen Van Pelt Wilson's African Violet Book
Revised Edition (Paper Back) 6.00
 - The Indoor Light Gardening Book
by George A. Elbert 11.45
 - Ferns to Know and Grow
by F. Gordon Foster 6.00
 - The Complete Book of House Plants Under Lights
by Charles Marden Fitch 10.45
 - Gardening Indoors Under Lights
by F. H. and J. L. Kranz 4.00
- Due to the increased cost of Postage and Packaging we had to increase the price of books by 50 cents each.
- For books shipped out of the United States by surface Mail Please add \$1.50.
- Michigan residents please include 4% Sales Tax

GROWING SUPPLIES

- 32 oz. bottle Alaska Fish Fertilizer (5-1-1)\$4.00
- 16 oz. bottle Alaska Fish Fertilizer (5-1-1) 2.75
- 12 oz. bottle Sturdy (0-15-14) 4.50
- 8 oz. bottle Sturdy (0-15-14) 3.00
- 1½ lb. Blue Whale Soil Builder (1-1-1) 1.60
- 3 oz. can Mildex for Mildew 3.05
- 16 oz. bottle Cygon 2-E Insecticide 6.85
- 4 oz. bottle Kelthane (Miticide) 1.99
- 4 oz. bottle Malathion 50% 2.09
- 10 oz Plant Marvel i-bomb Insecticide Spray 3.05
- 1¼ lb. Systemic Insecticide Granules 3.65
- 8 oz. Peters House Plant Food (50-30-15) 1.95
- 8 oz. Peters General Purpose
Plant Food (20-20-20) 1.95
- 8 oz. Peters Violet Special (12-36-14) 2.20
- 8 oz. Peters Variegated Special (5-50-17) 2.45
- 4 oz. bottle Superthrive (Vitamin-Hormone) 3.29
- 8 oz. Sphagnum Moss Milled (Nodampoff) 1.80
- 4 qts. Krum Perlite 1.20
- 8 qts. 2.20
- 2 qts. Hardwood Charcoal #10 fine #6 medium 1.75
- 2 qts. #3 Vermiculite fine grind 50¢
- 4 qts. 80¢
- 3 lb. Bag Carbamate Fermate, Ferbam 6.40
- 8 oz. Bag Carbamate Fermate, Ferbam 1.30
- 2 lbs. Dolomite Limestone 1.30
- 2 lbs. Calcium Carbonate 1.60
- 2 lbs. Superphosphate (0-20-0) 1.30
- 1 gal. Mary's African Violet Soil 1.35
- 1 gal. Mary's Starter and Terrarium Soil 1.35

MINIMUM ORDER \$5.00 Postpaid

Michigan residents please add 4% Sales Tax

We ship by U.P.S. please give name of Street or Road and Phone Number.

Mary's African Violets

19788 San Juan Ave. Detroit, Michigan 48221

AFRICAN VIOLET WATERWELL

DECORATIVE AND PRACTICAL!

Only **\$5.95** plus
\$1.25 post. & hndlg.

GROWING CONCERN

330 Phelan Ave.
San Jose, CA. 95112




- Healthy Cluster Arrangement for three plants
- Dacron Non-Rot, 3 Strand Wicks (separable-controllable)
- 56-oz. Crystal Reservoir
- 4" White Plastic Pots with 1/4" Wide 'Stem Rim'
- No Rust Finish on Metal Hangers

DUPLICATE NATURAL SUNLIGHT INDOORS

Now you can make your African Violets grow faster and bloom earlier with Westinghouse Agro-Lite fluorescent lamps, which have been designed to produce the finest light available for plant growth. They emit a unique combination of red and blue light in a balance and quantity required for faster and sturdier growth and assures you larger and more colorful blooms.

	Length Inches	Base	Retail Value Per Case	"Your Price" Per Case
F20T12/AGRO	24	Bi-Pin	\$35.40	\$23.00
F40T12/AGRO	48	Bi-Pin	\$34.50	\$25.00

NOTE: All lamps must be ordered in standard cases of six lamps per carton. All lamps shipped UPS for prompt delivery. No P. O. Boxes please. Add \$2.50 for shipping and handling and send check or money order payable to:



Further lamp information furnished upon request.

LARGEST SELECTION IN THE U.S.A.


SAVE 20/40% on Plant Stands, Light Fixtures, Lamps (30 kinds - 90 packages), Books, Accessories. Examples of our savings listed below.




A



B



C



D



E



F

- A—Room Divider, 3 adjustable light shelves, 2 lamps per shelf, walnut woodgrain finish.
 EPLF-300—6-20 watt Gro Lamps (\$120.00 list) \$ 79.50
 EPLF-340—6-40 watt Gro Lamps (\$155.00 list) \$ 99.75
- B—Indoor Garden Furniture, 38" L x 29" H x 14" D with 2-30 watt GRO-LUX lamps, Distressed Pecan finish. *GENOA (\$214.95 list) \$159.95
- C—Plant Grower 2-20 watt GRO-LUX (WS), adjustable legs, walnut woodgrain finish (less tray). PG-220WS (\$32.95 list) \$ 20.95
- D—Ripe-N-Grow with 1-22 watt GRO-LUX (WS) lamps, avacado green finish, May be used with a timer. (\$45.00 list) \$ 26.95
- E—Moisture Meter, self-powered, instant reading \$ 8.16
 MM-1 (\$13.98 list) 2 for \$ 15.44
- F—Spot-O-Sun with 1-22 watt GRO-LUX(WS) (\$29.98 list) \$ 19.07

NATUR-ESCENT, GRO-LUX, VITA-LITE & VITA-LITE Powertwist fluorescent & PLANT-LITE incandescent lamps available in Cartons at the following discounts: 2-20%; 4-30%; 6-35%; 12-40%; 24-42½%; 48-45%

Shipping: 48 States-add 10%; outside 48 States-add 20% FREE CATALOG-200 items-Largest Selection in U.S.

INDOOR GARDENING SUPPLIES

P. O. Box 40567A, Detroit, Michigan 48240 Phone (313) 464-8873 from 8:00 AM. till 8:00 PM, every day



ST. LOUIS MAY BE YOUR LAST CHANCE

Have you given some thought to entering a Promotional Poster or other Promotional Exhibit in the convention show? For several years a \$10 cash award has been given for the best entry. Why not make one? Use it in your own locality, too.

Does your local, state, or regional AVSA affiliate publish a Newsletter or Magazine? Enter that class in the St. Louis convention show. All issues published between March 1, 1976 and February 28, 1977 shall be submitted as a single entry and must be sent, postmarked no later than March 1, to Mrs. William J. Krogman, 1325 Parkway Dr., Brookfield, WI 53005. Special rosettes will be awarded to the first and second best entries AND they will be on display to inspire others.

Look for these classes and the rules for entries in the 1977 Convention Show Schedule which will be in the January magazine. Both of these classes have been approved by the AVSA Board of Directors but there have been few entries in the past.

Let's have MORE entries in the St. Louis show lest these fine promotional classes and awards be discontinued.

Tomara African Violets

A sincere "THANK YOU"
To all our fine 1976 customers.

Our '76 shipping season ended Nov. 1. 1977 list will be available March 1. (1976 list is now obsolete). Please send 25¢ for new list.

Merry Christmas, a prosperous New Year, and successful violeting for 1977.

We hope we can serve you again.
We will have many new varieties.

Mrs. Ralph D. Tompkin

Rt. 3, Fayette, MO 65248
1 mi. N. Fayette on Hiways 5 & 240

Phone 816-248-3232 Visitors welcome year around.
Weekdays 9-7, Sundays by appointment



MOIST-RITE SELF WATERING VIOLET PLANTER

Grow better plants with less care.

Single \$2.50; 6 for \$13.00; 12 for \$23.00; 24 for \$39.00; postage included.

THE HOUSE OF VIOLETS

Ralph and Charlyne Reed
Dept. N-76, 936 Garland St., S.W.
Camden, Arkansas 71701

THE PARSON'S SERIES AFRICAN VIOLETS AMERICA'S MOST WANTED AFRICAN VIOLETS

37 varieties for spring 1977

—10 New 1977 Introductions—

The Parson's Courage, The Parson's Grace, The Parson's Inspiration, The Parson's Little Pamy, The Parson's Peace, The Parson's Prayer, The Parson's Promise, The Parson's Tribute, The Parson's Song and The Parson's Victory.

1974-1976 VARIETIES—The Parson's Baby, Beauty, Blessing, Gift, Daughter, Dream, Faith, Friend, Fulness, Glory, Hope, Happiness, Joy, King, Lynn Renee, Love, Nadine, Pinkness, Pride, Pink Love, Ruffled Pinkness, Ruffles, Sport, Surprise, The Parson, Triumph, Twilight Pink and Wife.

2½" Pots—\$2.50 each Minimum order \$7.50
Fresh Cut Leaves 75¢ each Minimum order \$7.50
Add \$2.50 U.P.S. & packing for each separate order.

West of Denver add \$1.00 additional
We Reserve The Right To Substitute.

—FROM OTHER LEADING HYBRIDIZERS—

15 Assorted plants 2½" pots prepaid \$17.00
20 Assorted fresh cut leaves prepaid \$ 7.00
10 Newest assorted plants prepaid \$17.00
20 Newest assorted fresh cut leaves prepaid ... \$10.00
All Plants Grown Under Fluorescent Lights.
SEND ORDERS NOW FOR SPRING DELIVERY.

SIM T. HOLMES

100 Tuscarawas Rd. Beaver, Pa. 15009
Phone 412-774-5208
Shipping coast to coast April 15 to Nov. 15.
NO LIST NO CATALOGUE

AFRICAN VIOLET MAGAZINE ADVERTISING RATES

(Effective January 1977 issue)

SINGLE COLUMN	RATE per inch	TOTAL
1"	\$12.00	\$12.00
2"	10.00	20.00
3"	9.50	28.50
4"	9.00	36.00
5" to 8½"	9.00 per col. inch	

ONE-FOURTH PAGE

1 col. x 4¼" or 2 col. x 2½" 9.00 38.25

ONE-HALF PAGE

1 col. x 8½" or 2 col. x 4¼" 8.50 72.25
9 to 15 col. inches 8.50 per col. inch

FULL PAGE

5⅞ x 8½" 7.50 127.50

Check made payable to AFRICAN VIOLET SOCIETY OF AMERICA must accompany ad copy. Agency commission and cash discount not allowed.

Pictures can be included at no extra cost. No copy or pictures can be returned. **NO PROOFS SUBMITTED BEFORE PUBLICATION.** If proofs required submit camera ready copy.

DEADLINES: JANUARY ISSUE by Nov. 5. MARCH ISSUE by Jan. 5. JUNE ISSUE by Apr. 5. SEPT. ISSUE by Jul. 5. NOV. ISSUE by Sept. 5.

All ad correspondence and checks should be sent to:

MRS. TERRANCE R. LEARY, Adv. Manager
438 Brady Lane, Austin, Texas 78746

NEW DECORATIVE PLANT STANDS

Economical — Convenient



3 Level
40 Watt
Shown
49½" Long

Five models from 25½" to 49½" long.

Tray & fixture heights completely adjustable without tools. Convenient slide-out trays & fixtures. Made of gleaming aluminum & Redwood with or without fixtures & casters as desired. Save — Buy direct from maker!

25¢ Brings Catalog of Growth Fluorescents, Plant Stands, Growth Lamps & Accessories

SHOPLITE CO., INC.

566V Franklin Ave. Nutley, N. J. 07110



Quick! Neat! Easy! FloraCART Watering Wand

Popular accessory for your FloraCART. Or for any plant setup. Lightweight 21" aluminum wand dispenses water with pinpoint accuracy — no spilling, no breaking leaves! No heavy watering cans! Easy-operating positive-action valve. Complete with 8 feet of plastic hose and gallon plastic jug. \$17.95 each. In U.S. add \$1.25 shipping; in Canada \$1.50. Ohio residents add 98¢ sales tax. Check, money order, Master Charge or BankAmericard (give card number). By the makers of FloraCART indoor greenhouse on wheels. Write for literature. Tube Craft, Inc., 1311C W. 80th St., Cleveland, OH 44102.



For optimum growth & blooms

... Feed as you water
the **PLANT MARVEL** way



Complete water soluble Plant Food for growing African Violets

Plant Marvel's African Violet spray is ideal for all house plants



The PLANT MARVEL 12-31-14 formula is a scientifically balanced, 100% water-soluble, plant food. Leading professional growers, as well as many amateur growers of African Violets, prefer this formula. It delivers needed nutrients in immediately usable form and in just the right proportions. This remarkably efficient, water-soluble fertilizer supplies the entire root system with all the essential NPK and minor elements. As a result, optimum, healthy growth and blooms are promoted. Your order is always welcome. 8 oz. can—\$2.10; 1 lb.—\$3.10; 2½ lb.—\$5.90; 5 lb.—\$9.20.

Get positive results with this remarkably effective, all-around, insecticide spray. Kills hard-to-get-at Mealy bugs, Soft Brown Scale, Aphids, Spider Mites, and many other insects. No harm to blooms or foliage, when used as directed. Won't stain fabrics or wallpaper. Harmless to children and pets. Here's the ideal insecticide for African Violets, Ivies, Begonias, etc. 5 oz. can—\$2.00.

Postage included. — NO C.O.D.'S.

PLANT MARVEL LABORATORIES

• Dept. AV76 • 624 West 119th St. • Chicago, Ill. 60628

DID YOU KNOW . . . ?

The African Violet Correspondence Club is always on the lookout for new members? They have purchased their own duplicating machine through note paper sales and contributions, so their newsletter is bigger and better. If you are interested in joining them, please contact: Mrs. Yvonne Schenfield, 699 W. Washington St., Bradford, PA 16701.

Kitty's Violets

Fresh cut A.V. leaves - 25¢ for List
Volkman supplies - Tube Craft Stands
Visitors Welcome

Kitty Woosley, owner

406 Pearl St. Jasper, Texas 75951
(713) 384-8397

POYNOR'S GREENHOUSE

African violets and related plants.

No List No Shipping Phone 345-5558

Route 2, Box 107J
Hammond, La. 70401
Off Highway 443 (Morris Road).

Fresh-cut leaves, rooted cuttings, Gesneriads. All Violet supplies. Exclusive for 1976—20 new originations by Ernest Fisher of Canada.

Send 15¢ for List. Visitors welcome.

WOOD'S AFRICAN VIOLETS

Proton Station Hwy. 10, Ontario, NOC 1LO Canada.

Fresh Cut A.V. Leaves

Hundreds of varieties, Episcia and Columnea cuttings available.

Grown under fluorescent lights.
Listing. 25¢

HIGH HAT AFRICAN VIOLETS

RFD #4 - E. Dunbarton Rd.
Manchester, N.H. 03102
1-603-744-5686

Addressed and stamped envelope for
AFRICAN VIOLET and EPISCIA LIST

SAN FRANCISCO PLANT CO.

P. O. Box 575, Colma Station
Daly City, Calif. 94014

BAKER'S AFRICAN VIOLETS

Husky plants or fresh cut leaves from over five hundred varieties

including

- New introductions from leading hybridizers
- Most "Best Varieties."
- Novelty cultivars
- Good selection of other gesneriads

Send stamp for list.

Shipping by Air only during winter months.

2433 Kingscliff Drive Atlanta, Ga. 30345

IN MEMORIAM

Mrs. Myrtis Potts

AVSA Board members and other African violet friends extend their love and deepest sympathy to Clarice Bell, our Knoxville office manager, at the death of her mother, Mrs. Myrtis Potts. Mrs. Potts suffered a massive stroke and lived only a short while. She died August 9. Mrs. Potts would have been 95 in September.

Mrs. Beatrice Rohlfing

The Saintpaulians of Portland, Oregon, lost one of their charter members on January 17, 1976, in the death of their beloved Mrs. Beatrice L. Rohlfing. Mrs. Rohlfing had been Ways and Means Chairman since the club's beginning in 1956. She will be sadly missed by all who knew her.

Jean A. Rousseau

The Bluff City AVC of Memphis, TN lost one of its best loved and active members, Jean A. Rousseau, who died July 7 of a heart attack while working parttime for Chickasaw Bluff Arms Co. Violets and guns had been his main hobbies since his retirement from the Illinois Central Gulf RR. As an officer in the local VFW Post, he entered his combat helmet containing a beautiful violet in the club's 1975 show. In 1976 he used his railroad switchman's lantern as an unusual container. He was buried in the National Cemetery. Our sympathy is extended to his wife and son and daughter.

BERRY'S AFRICAN VIOLETS

CHRISTMAS GIFT SHOP FOR VIOLET LOVERS — SEASON'S GREETINGS TO ALL. Give a beautiful violet or supplies for Christmas gifts this year. 2 & 3 shelf Floracarts, 24 & 48 inch Table Models, Lights with legs. Everything you need in one place. All sizes in Grolux bulbs, Aquamatic Planters, Blue Whale and Surdy Fertilizer for healthier plants and larger blooms. Elisa's Violet Rings for leaf support. Volkman's Soil, Constant Feed Fertilizer, Reservoir Wick Pots, Wick Saucers. All sizes plastic pots and trays. Will ship the following postpaid: The Helen Van Pelt Wilson African Violet Book, hardback \$9.35; paperback \$5.35; The 1977 Astrological Calendar For Best Planting Dates, \$2.50. Please include a 13¢ stamp if writing a letter and want an answer. Texas customers add 5% sales tax.

NO LIST

NO CATALOG

MRS. J. S. BERRY

1832 Turner Dr. Houston, Texas 77093
Phone (713) 695-5020



Violets Atlanta

HAS A NEW ADDRESS:
 2581 PIEDMONT ROAD N.E.
 BROADVIEW PLAZA
 ATLANTA, GEORGIA 30324

Come see Atlanta's first African violet shop in our newly decorated headquarters. We have more room, a more convenient location with ample parking, and as always, a complete line of violets and related supplies.

Sorry no list — no shipping
 (404) 875-3041

Fresh cut leaves

EPISCIAS

IRENE FREDETTE ORIGINALS

Please send 20¢ for 1976 list.

1977 list available about Jan. 15 for 25¢

HEAVENLY VIOLETS

MRS. MARY V. BOOSE

9 Turney Place Trumbull, Conn. 06611

SHIRLEY'S AFRICAN VIOLETS

Many varieties of African Violets, Episcias, Columneas, Begonias, Cacti, many other plants. Soil, Gro-Lux Bulbs and other supplies.

Mrs. L. T. Shirley

9504 Berkshire Street
 Houston, Texas 77093

Phone 695-6190 No List, Please

African violets & accessories

The Elephant Ear

3646 University Blvd./ Tues.-Sat. 10-5
 Houston, Texas 77005

1975 REVISED—"AFRICAN VIOLET HANDBOOK FOR JUDGES AND EXHIBITORS"

SALMON COVER—All 1975 rules, changes, awards, information updated, plus new material. Due to increase in printing and postage, \$3.00 per copy, including postage. Discount on orders of 25 or more. \$3.50 for books mailed to Canada.

RUTH G. CAREY

3900 Garden Drive Knoxville, Tenn. 37918

PLANTLIGHTERS FOR SERIOUS AND PROFESSIONAL GROWERS



AG 2427 pots & plants not included

The Avant-garden table . . . has two 20 watt fluorescent gro lamps giving simulated sunshine to your favorite plants.

It is 27" wide and 24" high and 11½" deep. It will fit easily into small apartments or any room that needs an occasional table.

\$39.95

SEND FOR OUR FULL COLOR CATALOGUE FEATURING THE LARGEST ASSORTMENT OF INDOOR GARDENING LIGHTS & ACCESSORIES ANYWHERE ONLY .50¢

ABSOLUTELY NO FREIGHT OR EXPRESS CHARGES EVER, WITH LITEMASTER PRODUCTS. YOU PAY ONE PRICE ONLY. WE DELIVER TO YOU FREE BANK AMERICARD ACCEPTED



Indoor Garden Sales

251 MT. VERNON STREET / LOWELL, MA 01854 / 617-454-7108
 FORMERLY LITEMASTER PRODUCTS

Dear Abby,

Crestwood Violetry

has a problem. Our violets are growing so fast, they need more room. What should we do?

Signed—Crowded

Dear Crowded CV,

Make more space—have a sale on

CRESTWOOD VIOLET RINGS!

9" ring (fits 2½"-3" pots) reg. 80¢ NOW 50¢

12" ring (fits 3½"-5" pots) reg. \$1.15 NOW 75¢

12" ring for Aquamatics or Moist-rite reg. \$1.25 NOW 80¢

Plus \$1.50 postage and handling

7314 Jervis St. Springfield, VA 22151
 (703) 256-1575

TIPS FROM COMMERCIALS

During the discussion at the Commercial Members' breakfast at Atlanta, experienced growers were urged to sponsor workshops to help educate the public in proper violet culture.

Concerning red leaves, it was learned that fertilizer has an important effect on foliage. Raw nitrogen and excess nitrogen cause dark veining in leaves.

The insecticide problem is getting worse and there is no solution in sight from the U.S. Department of Agriculture. The USDA is eliminating many insecticides. In some states an applicator's license is required to purchase insecticides; in other states signatures are required.

Some of the effective pesticides still available are: Cygon, controls black flies; Kelthane, controls mites; Slug-It, effective against slugs; Timik, controls nematodes; Pirimor, a contact spray for aphids.

Users of pesticides are urged to read the labels carefully and know which are poisonous and dangerous. Kelthane is most effective and gives the best kill when used as a mist spray. The person applying the spray should wear a mask. Users of Timik are urged to wear gloves. Growers who treat plants with Timik should not sell the treated

plants for at least four weeks.

Sanitation, cleanliness and quarantine of new plants are absolutely essential in growing African violets. Established methods of culture are always safe. New growers try all kinds of methods and some end in disaster.

Commercial growers recommend that persons ordering African violets should keep young plants in the same pot for a month after receiving the plant.

African violets are in great demand in the present public plant boom and commercial growers can't grow them fast enough to supply the demand.

DO YOU HAVE ANY . . .

Back issues of the African Violet Magazine you'd like to sell? In order to complete her set, Christine Leppard needs

Vol. 2, Nos. 1, 2 and 3

Vol. 3, No. 3

Write her: Christine D. Leppard, 413 Washington Street, Westfield, NJ 07090.

IF YOU WANT

"SaintPaulia Superbia"
"Gesneriads Jeswunderfulia" &
"Blossoms Profusica"

ANNOUNCING

New Triple Strength **VITALOAM** Cultured

for all Home Gardeners. Lighter than Ever . . . Richer than Ever . . . Safer and Easier to Use than Ever . . . **BETTER THAN EVER** and priced **LESS THAN LAST YEAR** to help Whip Inflation Now.

NO Fertilizers . . . NO Manures . . . NO additives needed . . . Will NOT Burn . . . Will NOT Leach out with watering . . . Completely SAFE Alone or mixed with your soil . . . Use as Little or AS MUCH as you want depending on results desired.

ORDER TODAY AT THESE SPECIAL DIRECT PRICES:

Retail Size (approx. 6 qts.) \$4. ea., 2 for \$7.50. Club Special, Ctn. of 12, \$32. All orders prepaid east of Rockies, all others add \$1.00. Special Economy Size (5 times as much & Extra Strength for the advanced grower) \$15.00 ea. Dealer Inquiries Invited on Letterhead.

Make Checks **PAYABLE TO: RE-JEWVA-TONE**

P. O. BOX 636, NEWTON, N. C. 28658

STOP! DON'T TURN THE PAGE UNTIL YOU ORDER YOUR NEW VITALOAM !!! If you don't order, the Exotic Plant Gremlins will give you a "Brown Thumb". Try New VITALOAM and love it forever — O. K?

HERE IS

EXCITING NEWS for ALL Growers of African Violets, Gloxinias, Achimenes, Columneas, Sinningias, Episcias, and ALL plants that grow in the soil . . .

Re-jewva-tone



Pictured at
Left is our
Beautiful
4-Color
Retail
Package.
Tremendous
Sales
Appeal
& Repeater

BEGINNER'S COLUMN



Mrs. J. A. W. (Ann) Richardson
RR# 1, Box 70
Tavares, Florida 32778

A LITTLE LIGHT ON THE MATTER

Why do we grow African violets? Among the many reasons, the prime one is because they bloom . . . and bloom and bloom! Most flowers that are grown blossom only at certain times of the year but an African violet properly grown will continue to blossom on and on. There are some growers who get a few blossoms once in a while and think it's wonderful. Well, maybe, but the potential of lots of blossoms is there, if only the plant were given "the proper", i.e., proper cleaning, exposure (meaning light), feeding, humidity, soil, space, spraying, temperature and watering.

Today we will dwell on LIGHT. We need strong light for nice compact plants and plenty of blossoms. In winter in the north when the sun is weak you may allow your plant to have as much as it can get, considering the fact that there are many days when there is no sun at all. In the south where sun can be a scorcher, filtered sunlight is best. I have often been asked if a northern exposure is better than an eastern, etc. I have seen plants in all kinds of exposures that were lovely. A lot depends on what is going on outside . . . is there a large tree shading the area . . . is the house next door so close that it shades your house . . . is the house next door painted white thus reflecting light, do you have an overhang, etc.?

How to know if you need more light? Naturally, if you have no blossoms that may be one reason. Long petioles (stems) are usually a very good indication. Lush foliage but no blossoms means the plant needs more light assuming that it is getting all the other essentials.

How to get more light? If the plant is in the middle of the room on a table nowhere near daylight, see that it gets more light. If your plant is on a windowsill, try another window where the light might be stronger.

Putting a plant under an ordinary lamp at night sometimes helps a lot. Could you put a fluorescent fixture over your plants? A miracle will occur for sure with 10-12 hours of fluorescent light.

If you put your plants in stronger light and the leaves begin to get yellow it may be because there

is too much light. Move the plants back a bit if you can and find an exposure that is not so strong.

Watch the change of seasons. Strong sunlight in the summer in the north can be just too much. In the south, plants tend to grow more slowly because of the heat. A change of location and withholding fertilizer for the summer sometimes helps.

A hint — Rome was not built in a day. A plant that is grumbling will not be a big, gorgeous plant with bloom immediately after you change its location or its treatment. Wait at least a month or two to see what will happen before you try something else.

Informative Book For AV Growers

Off the press early this fall is a book by Virginia and George Elbert and is titled "The Miracle Houseplants: The Gesneriad Family", the main thrust of which is to bring the public up-to-date on gesneriads in general.

The authors explain that in the indoor plant revolution which has only just begun, the family of the African violet and the florist gloxinia has emerged as the leader in the race for popularity.

"Of course, there is nothing new about gesneriads," they said. "In writing a book entirely devoted to gesneriads, we hope that we will help win over thousands of indoor gardeners to these wonderful plants."

The Elberts explain why blooming plants can be grown indoors, and how efficiency and low cost have made light gardening available to everyone. An explanation is made of gesneriads, fluorescent light gardening, soils for gesneriads, watering, humidity, temperature, ventilation, fertilizer, pests, pots and baskets and various methods of propagation.

In their discussion of Saintpaulia the Elberts point out that the African violet is the greatest blooming indoor plant in history and warn newcomers to African violets that "if you don't have a good plant to start with, your chances of success in growing it are poor."

JUDGES' NAMES OMITTED

Our apologies for omitting the name of Mrs. Harold G. Black, Box 127, Allentown Road, Robbinville, NY 08691 from the list of judges in the September African Violet Magazine. Both Mr. and Mrs. Black are AVSA judges.

Also omitted was the name of Barr E. Tichnor, 212 Cornell Quarters, Ithaca, NY 14850. We're sorry!



1976 BEST VARIETIES



Mrs. M. G. Gonzales
200 Doris Ave.
San Jose, CA 95127

This list was compiled from 1608 individual lists. Thank you to each member who sent us a list.

No. of votes rec'd.	Variety	Reg. No.	Hybridizer
602	Miriam Steel	2276	(Granger)
438	Tommie Lou	1744	(Oden)
375	Garnet Elf	2339	(Granger)
311	Triple Threat	1989	(Lyon)
308	Lullaby	1783	(Granger)
286	Rhapsodie Mars		(Holtkamp)
280	Fashionaire	2223	(Granger)
272	Nancy Reagan	2167	(Rienhardt)
260	Happy Harold	2165	(Rienhardt)
255	Tina	2680	(Maas)
253	Firebird	2018	(Granger)
250	Rhapsodie Elfriede		(Holtkamp)
233	Ballet Lisa		(Germany)
224	Lilian Jarrett	1060	(Tinari)
219	Butterfly White	1983	(Lyon)
215	Delft Imperial	1326	(Granger)
208	Top Dollar	2168	(Rienhardt)
191	Rhapsodie Gigi		(Holtkamp)
173	Rhapsodie Gisela		(Holtkamp)
170	Brigadoon	1014	(Granger)
166	Granger's Peach Frost	2216	(Granger)
161	Rhapsodie Claudia		(Holtkamp)
159	Ballet Marta		(Germany)
159	Granger's Pink Swan	2577	(Granger)
158	Granger's Serenity	2578	(Granger)
157	Starshine	2349	(Granger)
149	Whirlaway	2210	(Lyon)
147	Mary D	2675	(Maas)
146	Like Wow	2329	(Lyon)
139	Strawberry Shortcake	1507	(Taylor)
138	Creekside Moonbeam		(Mills)
134	Granger's Carefree	2221	(Granger)
133	Granger's Eternal Snow	2573	(Granger)
130	Candy Lips	1461	(Lyon)
128	Cordelia	2466	(Lyon)
128	Double Black Cherry	1178	(Omaha AVS)
125	Poodle Top	2053	(Tinari)
122	After Dark	2117	(Richter)
112	Granger's Pinks A Poppin	2576	(Granger)
111	White Madonna	670	(Granger)
108	Vern's Delight	2271	(Lorenzen)
107	Granger's Swiss Ballet	2579	(Granger)
104	Wild Country	2729	(Lyon)
103	Blue Reverie	2013	(Granger)
102	Peak of Pink	1467	(Lyon)
101	Chanticleer	1386	(Granger)
101	Pixie Blue	2598	(Lyon)
97	Emperor	1507	(Taylor)
96	Christmas Holly		(Reed)
96	Wisteria	2056	(Tinari)
94	Granger's Blue Fashionaire	2568	(Granger)
93	Richter's Wedgewood	1140	(Richter)
92	Like Wow Sport		(Lyon)
92	Rhapsodie Neptune		(Holtkamp)
92	Spring Deb	2348	(Granger)
89	Granger's Arctic Mist	2566	(Granger)
87	Becky	2669	(Maas)
87	Granger's Musetta	2575	(Granger)
86	Coral Reef	1692	(Tinari)
85	Rhapsodie Barbara		(Holtkamp)
85	The King	2668	(Maas)
84	Rhapsodie Candy		(Holtkamp)
82	Edith V. Peterson	2561	(Constantinov)
81	Granger's Peppermint	2227	(Granger)
80	Darcie	2326	(Lyon)
80	Dora Baker	2084	(Lorenzen)
79	Richter's Charm Song	1137	(Richter)
78	Granger's Festival	2224	(Granger)
78	Pocono Mountain		(DeSandis)
76	Ann Slocomb	1907	(Lanigan)
76	Autumn Russett	1777	(Granger)
74	Blue Storm	2461	(Lyon)
74	Coral Caper	2627	(Lyon)
74	Granger Garden's Shag	1087	(Granger)
74	Hondo	2309	(Utz)
74	Richter's Step Up	2458	(Richter)
73	Gotcha	2205	(Lyon)
73	Lyndy Lou	2170	(Rienhardt)
73	Mrs. Greg	2361	(Lorenzen)
73	Pink Viceroy	2714	(Granger)
73	Sweet Pixie	2195	(Swift)
73	William Bruce	2131	(E. Fisher)
72	Lavender Delight	2342	(Granger)
72	Regina	2716	(Granger)
71	Duet		(Richter)
71	Jennifer	2006	(Tinari)
70	Bloomin' Fool	1473	(Richter)
69	Pixie Trail		(Lyon)
68	Juliana	2341	(Granger)
67	Blue Boy	41	(Armacost & Royston)
67	Lavender Tempest	2709	(Granger)
66	Purple Crest		(Granger)
65	Astro Rainbow	2159	(Tinari)
65	Royalaire	2023	(Granger)

64	Lisa (Lyon)	58	Sailor's Dream (Kolb)
64	Rhapsodie Audrey (Holtkamp)	58	Sea Foam 2024 (Granger)
64	Rhapsodie Patricia (Holtkamp)	58	Softique 1957 (Richter)
63	Alakazam 1723 (Lyon)	57	Magnifica 1643 (Lyon)
63	Christi Love (Lyon)	57	Rhapsodie Ophelia (Holtkamp)
63	Granger's Red Flair 2218 (Granger)	56	Coral Crest (Lyon)
63	Nona Weber 1750 (Rose Knoll)	54	Granger's Venetian Lace 2580 (Granger)
62	Coral Cascade 2463 (Lyon)	53	Blue Chips 1340 (Naomi)
62	Corpus Christi (Utz)	53	Double Take 1984 (Lyon)
62	Floral Fantasy 1986 (Lyon)	52	Gigi (Fisher)
62	Granger's Blue Flair 2569 (Granger)	52	Rebecca 2346 (Granger)
62	Pink Panther 2108 (Lyon)	52	Velvet Dawn 2719 (Granger)
61	Crimson Frost 2706 (Granger)	51	Blizzard (Lyon)
61	Kathleen 1612 (Volkmann)	51	Granger Garden's Snow Ballet 2216 (Granger)
61	Mary C 2674 (Maas)	51	Jingle Bells (Richter)
61	Midget Bon Bon 2282 (Champion)	51	Rhapsodie Carmen (Holtkamp)
60	Granger's Bandmaster 2567 (Granger)	51	The Parson's Wife 2317 (Blades)
60	Black Cherry (Lyon)	50	Ruffled Red 2679 (Maas)

Boom Time For African Violets

Appearing in The Cincinnati Enquirer was a half page of beautiful African violets in color and an article concerning their growth by Henry Peterson, longtime AVSA member and wholesale flower grower in Cincinnati, OH.

Four African violets displayed in full color were 'Coral Cascade', 'Sylvia', 'Serenity' and 'Winter King'.

The article "Boom Time for African Violets", by Ellis Rawnsley read as follows:

Although a great surge of interest has brought other plants to the fore, the African violet still is American's favorite houseplant. As evidence of that, look at Henry Peterson of the long-established firm of J. A. Peterson Sons, wholesale flower growers at 3133 McHenry Rd. Although he's been producing 100,000 African violets a year, he hasn't been able to keep up with the demand. Now he's figuring on going to 200,000. Botanically, the African violet is Saintpaulia, named for Baron Walther von Saint Paul who found it in German East Africa in the late 1800s. Plant breeders have improved it enormously since, and its tropical origin has made it a favorite as a house plant that blooms on and on.

Success with African violets depends mostly on finding the indoor spot they like.

Light is of prime importance, and Peterson says they should get all the light that can be provided short of direct sun, although he thinks a little sun improves the flower color. For that reason he prefers an east window, or perhaps a north window, and likes fluorescent light — the growth-type lights — best of all.

If the plants don't do well, they're probably not getting enough light. The thing to remember about light is something known as the inverse

square rule. What it means is that a plant a foot from a window — or a fluorescent light — is getting only a fourth as much light as one six inches from the light source. It makes a lot of difference.

House temperatures suit African violets very well, the 70-80 degree range being good and 65-75 "ideal." Water them only from the top — keeping water off the leaves — and use tepid water instead of cold, and only when the soil is dry to the touch, according to Peterson.



Whistle While You Work
(Cartoon by Sharon Bruce)

Fragrant Violets?

A Look to the Future

*Frank Tinari
AVSA Research Chairman
2325 Valley Road
Huntingdon Valley, PA 19006*

Thirty years have passed since the great surge of enthusiasm and awareness was recognized among plant lovers for the beauty and development of the lovely Saintpaulia always known to us as the popular African violet.

Though much has been written of their habitat, care and culture during the years, it is my duty on this 30th anniversary to invite you to look into its future with me.

The old cliché "you've come a long way, baby" would certainly apply for from its early discovery in its native surroundings to its present glamorous place among world plants is a phenomenon. We as a plant society have helped to promote, in our own country and many parts of the world, its popularity.

One great hope for the future should bring into reality plants with more brilliant colors and possibly even forms that could be an improvement over our wellknown present standard cultivars.

The great potential that exists for the trailing cultivars is limitless. Brilliant hanging beauties with larger more perfect blossoms of great longevity are a possibility. This type of plant would fit into many decors as so many of the indoor hanging plant material do not possess the blooming quality of the African violet.

Another remote, but great possibility for the future, may be in the development of fragrance which could open up a new avenue for the use of this plant in the cut flower market.

The recent coral color breaks, now being seen in abundance, can be crossed on newer hybrids and could lead to the hot red colors we so desire.

The variegated cultivars in existence can also be used to further hybridizing of more desirable varieties of color and forms. We have only scratched the surface in the great potential for color and leaf variations.

The true miniature and semiminature are another great possibility that can afford much pleasure to the apartment dweller. Through hybridizing more symmetrical growth patterns can be achieved with flowers and foliage in proper proportion.

Saintpaulias, with their long flowering periods, are so versatile. The modern use of lighting is greatly responsible for its wide-spread popularity for the future. Areas such as climatrons, where light and moisture environment with controlled devices can bring the beauty of this flowering plant to homes, hospitals and public places.

There is always the possibility, too, and hope for the discovery of new species that could be found in its African habitat or other parts of the world which would be another chapter in our quest and search for species in hybridizing.

The rewards of developing and originating new cultivars are many. They will be shared by others who have a similar love. They not only bring beauty to the individual and the plant world, but add benefit to our economic way of life and contribute to our well being.

As a forward looking plant society we are not waiting for these great benefits and potentials to just happen, but are initiating long range research programs in this direction. Constant study, careful observance and people trained in these areas can help through our effort and support to make many of our dreams, for the future of African violets, become a reality.

WELCOME, NEW LIFE MEMBERS

A warm welcome is extended new Life Members by AVSA president, Mrs. E. A. Nelson of St. Louis, MO.

Among these new members are Mrs. Andree Mott, Rt. 1, Box 797, Punta Gorda, FL 33950; and Mrs. H. E. Compton, 70 Oakwood Road, Huntington, W. VA 25701.

CORRECTION

Our apologies also to Mrs. William B. Krogman for not listing her as AVSA Second Vice President in the minutes of the 30th annual business meeting. Instead, we had Mr. Krogman named to this office.



*Holiday
Greetings
from your
Officers
and
Directors
1976*

CHRISTMAS ARRANGEMENTS: COURTESY TINARI'S

(Photos by F. Tinari, Jr.)





Musings from the "Mini-Mam"

*Mrs. Sidney (Ellie) Bogin
Chr. Miniature & Semimini Class
39 Boyd Street
Long Beach, NY 11561*

Additional spring show winners:

AVS of Springfield, PA — Best Mini - 'Baby Pink' - Emlee McLaughlin.

Town & Country AVS, NY — Best Mini - 'Mini Ha Ha'; Mini Sweepstakes - Myrtle Papp; 2nd Best Mini - 'Little Red' - Mrs. George Harner.

Lehigh Valley AVS, PA — Best Mini - 'Tiny Dots'; Best Semi - 'Rainbow'; Best under 12" - Myrtle Papp.

Mid-South AVS, TN — Best Opp. Jr. Queen - 'Lil Red Wagon' - Mrs. Paul Reschke.

A little of this and that:

Anybody using "Swiss Farms" African Violet soil which says sterilized — Beware! It has not been pasteurized properly. After losing a great many blooming plants, the crowns lifted right off the soil line, I took one to our Agriculture Extension Bureau. The plants had been "done in" by a fungus in the improperly sterilized soil. I was advised to drench all my plants with Benomyl and have not lost one since. However, I have been steadily repotting and getting rid of all the old soil.

Nancy Hayes of Connecticut says she successfully disbuds her minis and semis. She grows on wicks and perhaps that is the reason it can be done. I know personally, and from many others, including my miniature committee, that it can be disastrous. Those of you who wick your little ones and have some expendable plants can try it. Let me know how you make out.

Some of the new plants I wrote about in the November 1975 issue have proved satisfactory and others disappointing. 'Midget Mischief' (Champion) is an adorable prolific pink single on tiny pointed variegated foliage. 'Pink Bonnet' (E. Fisher) is a heavy blooming pink double on very dark tailored foliage. 'Delicatessen', 'Petit Lise', and 'Pommade' were never sent by Mr. Larochelle of Canada, as he decided he did not want to ship to the United States. 'Nyrang' (Australia) is very disappointing, light bloomer, white single blue eye; 'Knee High', 'Tidee Bug' (Lyon), double reds and lovely; 'Frisky', (Lyon) beautiful flat girl leaf, lovely light blue blossom; 'Cinderella', (Flower

Pot) tailored foliage, pink double edged with char- treuse, not a very heavy bloomer.

New cultivars:

'Little Jim', (Maas) very, very heavy blooming double pink mini on tailored foliage, was named for Jimmy Watson, past president of New York State AVS. Lyndon Lyon has a number of delightful new ones out. Two that are outstanding are 'Little Lou', a bright pink double on 'Tommie Lou' foliage, and 'Little Lulu', a bright electric blue double also on the 'Lou' foliage. They are heavy blooming and must haves! I will mention the others later on.

I'll let you in on a little secret. Mr. Lyon has the most gorgeous miniature and semiminia- ture trailers that will be coming out within the next year or two. I hope! They will absolutely dazzle you with their green and pink or green and white 'Lou' foliage. Singles, doubles, pinks, blues and whites! I can hardly wait.

The updated 1975 Miniature and Semimini- ture Variety and Culture list is available at \$2.00. Please make check or money order out to AVSA. We are working on a supplement to come out around this time. If they are ready, they will be sent with your list. No charge. If you have the list and just want the supplement, send a large self-ad- dressed, stamped envelope.

MRS. BRAY CHAIRMAN OF EAST BAY SHOW

Mrs. Dorothy Bray was chairman of the AVS of East Bay's 15th annual show, which resulted in the sale of 27 new AVSA memberships. It was stated in the June magazine that Mrs. Ruth Stone was the show chairman. This was an error. Mrs. Stone was chairman of the AVSA promotional table.

Our apologies to Mrs. Bray, who worked hard at putting on the show and making it such an out- standing success.

Give a friend a gift that keeps on giving all year. long — the African Violet Magazine! See Page 5 for order blank.

BOYCE EDENS RESEARCH FUND

Mrs. L. F. (D.J.) Lidiak
4503 Sinclair Avenue
Austin, TX 78756

For most affiliates it is time to write another show schedule. Mrs. T. J. Wheeler, First African Violet Society of Dallas, TX, came up with a most novel approach last year. Her award read as follows: "Winner of the best plant in the Texas Hybridized Class shall receive an award of \$10, plus the hybridizer shall be honored with a gift of \$10 to the Boyce Edens Research Fund."

Mrs. Wheeler accomplished much with this award — a grower was recognized, a very worthy regional hybridizer was honored, and the needs of the Boyce Edens Research Fund were remembered. There are many fine hybridizers throughout the country who deserve such recognition — why not "put your shoulder to the wheel" and help in promoting hybridization improvements both regionally and nationally!

Contributions from May 27 to July 26, 1976

Wichita (KA) AV Study Club	\$ 10.00
Cinderella AVC, Minneapolis, MN	5.00
Metropolitan AVS, Washington, DC	25.00
Naugatonic (CT) AVS	10.00
AVC of Greater Atlanta, GA	10.00
Windsor (CT) AVS	25.00
Montgomery (AL) AVS	25.00
AVS of East Texas	5.00
Union County (NJ) Chapt. of AVSA	25.00
New York City (NY) AVS	100.00
Green Thumb AVC Beloit, WI	5.00
Tri-City (OH) AVC	10.00
Metropolitan St. Louis (MO) AVS in memory of G. W. Reitz	5.00
First AVS of Wichita Falls, TX	5.00
AVS of Lower Bucks County (PA)	30.00
Bakersfield AVS, Bakersfield, CA	10.00
First AVS of Dallas (TX) in honor of hybridizer Howard Utz	10.00
Atchafalaya Violet Society of America, Morgan City, LA	10.00
Thimble Island (CT) AVS	10.00
First Austin (TX) AVS in memory of Mrs. Louise Kröll	5.00
First AV Study Club, Ashtabula, OH	5.00
AV Study Club of Alief, Houston, TX	50.00

Please send change of address to Knoxville office NOT to the Editor!

AVSA BOOSTER FUND

Mrs. Lucile Plaster, Chairman
8304 Suffolk Dr.
Shreveport, LA 71106

Beg your pardon, did you say BOOSTER FUND! Perhaps that's just running through your mind Since Christmas is so near at hand And proper gifts are so hard to find.

Don't fret and fry over what to send The BOOSTER FUND appreciates your donation. Your gift may honor family or friend And AVSA will list it in a future publication.

Contributions from June 1 to Sept. 1, 1976.

Irene Fredette, Orange, CT	\$ 10.00
Sam W. Rolph, Jr., Judging expense from Lehigh Valley AVS of Allentown, PA	10.00
Cinderella AVC of Minneapolis, MN	5.00
Hi-Hopes AVS, Sharon, MA, in memory of Mrs. Marion Schanbacherd	42.21
Milwaukee AVS, Milwaukee, WI	25.00
Desert AVS, Lancaster, CA in memory of Charlotte O'Brien	5.00
AVC of Trenton, NJ, judging expenses of Mrs. E. Hansen	8.50
Desert AVS, Lancaster, CA in memory of Elame Kilgore	5.00
Green Thumb AVC, Beloit, WI	5.00
Parmatown AVC, Cleveland, OH	25.00
Atchafalaya Violet Society of America, Morgan City, LA	5.00
Florence Garrity, Roslindale, MA, in memory of Eglantine Roy	5.00
Rhode Island AVS, Johnston, RI	15.00

PICK OFF BUDS

When small African violet plants are permitted to blossom too heavily the plant energy is diverted to blooms and many times the plant is stunted and acts like a miniature variety and never recovers. Some growers recommend picking off the buds after the first blossoms have opened. This lets the plant grow a strong framework of leaves to support a beautiful display of blossoms later when the plant is more mature.



**LYNDON
LYON**
ORIGINALS

Photos by B. Sorano

**BLUE
MAGIC**

MIDNIGHT RIDER





TIFFANY TRINKET by Champion

(Photos by Growers)

PINK SNOW by Rienhardt



First And Last

Mrs. Lucile Plaster
8304 Suffolk Dr.
Shreveport, LA 71106

Have you ever seen a copy of the first AVSA magazine? If you haven't, you certainly should. I came into possession of one quite by surprise and it, to me, is priceless. It contains 11 pages of information relating to the forming of AVSA which was organized in November 1946 in Atlanta, GA, just a few months prior to the printing of this issue in 1947.

It came about this way: at the Atlanta convention in 1976 I sat at the banquet table with Clarice Bell, our office manager, and in her conversation she mentioned having brought along a few copies of the first AVSA magazine. Immediately I asked to buy a copy but they were all sold, so she offered to send me one. I was delighted and asked the price so I could pay her there.

"A quarter," she said. I couldn't believe my ears, so I asked her to repeat and again she said, "A quarter."

"Don't you want some postage?"

"No," she said.

I gave her 25 cents and in a few days my treasured little booklet arrived and I was so shocked to see that it had 8 cents postage on it. I knew that we were a non-profit organization and that certainly proved it . . . 25 cents for an AVSA magazine with 8 cents postage on it.

For the next few days I had a picnic comparing that magazine with our current one and here are some of the things I noticed.

The entire 11 pages are printed in black and white, quite different from the beautiful color we now have on our cover page and here and there throughout our 80 pages. Page number 1 is the cover page. At the top is "The African Violet Magazine" — then Vol. 1 No. 1 and Date, 1947. In the center of the cover is a picture of a potted African violet in black and white and at the bottom it simply says "Published by the African Violet Society of America, Inc."

Page number 2 lists the staff which includes the Editor, the Co-editor and two Assistant Editors. We now have only one. Also, on that page the officers are listed which includes president, vice president, 2nd vice president, recording secretary, corresponding secretary and treasurer. In our present magazine we add a 3rd vice president and omit the corresponding secretary. Then page 2 also lists the committee chairmen which are membership,

publicity, finance and classification. To complete the page a notice of the African violet show to be held in Birmingham, AL in September 1947 is printed.

Page 3 is reserved for the "President's Message." This is the page on which we print "Strictly Business — Your Business."

On page 4 the Constitution and Bylaws begin and they cover 2 and a half pages which is one-half page less than our Bylaws cover now. Also, in article V the United States of America is divided geographically into 10 regions, each having a regional vice president. We no longer see that in our Bylaws.

Now we come to page 6, Article XII, Incorporation. The association was incorporated under the Laws of Georgia and the Home Office of the Society was to be in Atlanta. We were to be a Non-Profit Organization. And to complete the page, information and rules for the first national African violet show were given.

It seems at this show they were striving to introduce new things, competitive classes and staging not having been practiced in local garden club shows over the country. They were expecting 65 or 70 varieties on display. Heretofore, African violets had been shown on plain table and step settings. The show committee came up with the idea that African violets had a different place in the home other than just for ornamental or window decorations so they created the niches. In this group exhibitors were to use African violets as a predominating feature in arrangements. This idea was introduced to encourage hobbyists to use their plants for special occasions in their homes. Apparently it worked out fine for arrangements in niches are still very popular and a big success in our shows.

Another new rule was that all plants entered in the step-like staging must be single crown. It was thought that this would simplify judging. Then the big surprise: — "There will be a separate class for multiple crown plants where they will be judged on size of plant and number of blooms." This I could hardly believe. We have omitted that from our show rules now. Then one of the most difficult tasks to be accomplished was that of classifying all existing varieties of African violets. A committee was appointed for that chore and no doubt it

took years of time and much hard labor.

Page 7 introduces "The Homing Pigeon" which was a circulating letter for the purpose of spreading news and getting acquainted. All who were interested were invited to join.

Pages 8 and 9 give information on culture, propagation by leaf cutting and by seeds, a discussion on soil, temperature, watering, exposure, insects and diseases. They had the same troubles then that we have now and the remedies were about the same.

Page 10 is a page of questions and answers. The final page, 11, has two pleasing little poems and a discussion on cyclamen mites.

Now 30 years have passed and AVSA met again in Atlanta to celebrate its 30th anniversary. The Dixie AVS hosted the convention and they did themselves proud. The attendance was approximately 800 representing 34 states, Canada, Mexico and Panama. The entertainment was superb, there were hundreds of violets exhibited, lots of beautiful awards and a good time for all.

Our AVSA membership has grown to over 21,000 and our magazine has changed with the times and grown along with the membership. The last is 80 pages of valued information and many pages of brilliant color, a beautiful book and something to be proud of.

If we grow as rapidly in the next 30 years as we have in the past, do you think Atlanta can take care of us again?

"MIX-UP" CASE AT CONVENTION

Rachelle Yerger, 17-year-old Leon high school senior of Tallahassee, FL, was the excited winner of the handsome FloraCart, given by TubeCraft, Inc., of Cleveland, O, as an award at the Atlanta AVSA Convention/Show for the best three registered varieties of African violets.

But in the June AV Magazine her mother, Mrs. Ralph Yerger, was listed as the winner.

This was Miss Yerger's first AVSA convention/show and naturally she was overjoyed at being the recipient of such an outstanding award as the FloraCart, in addition to which she won four other awards of which Hazel Lewis, Florence Garrity, Amy Lackner and Violets of Atlanta were the donors.

Her mother was winner of the Mrs. G. W. Stikelether Award with her plant, 'Nancy Reagan.'

This "mix-up" can be understood when one realizes that the cards read "Rachelle Yerger" and Mrs. R. Yerger". Who wouldn't think they were the same person? But since Miss Yerger and Mrs. Yerger are in the same family, apologies have been made and all is forgiven.

Handbook Changes

At the AVSA Board meeting in Atlanta, these additions, clarification or changes to Shows and Judges rules were adopted. Judges and exhibitors should correct the AFRICAN VIOLET HANDBOOK FOR JUDGES AND EXHIBITORS, by Ruth G. Carey, 1975 revision, as follows:

Add new rule under schedule information, Handbook page 6, "In affiliate shows, a separate class may be included for any hybridizer's plants, if agreeable with the local members, providing the rule of no special labels is observed."

A clarification for AVSA Awards was accepted. See Number 6, page 75.

- "6. AVSA Collection Awards10
 - a. Entries, if any, either amateur or commercial, or both (5)
 - b. Gold rosette, either amateur or commercial, if awarded (3)
 - c. Purple rosette, and/or second gold rosette, either amateur or commercial if awarded (2) "

On page 102 under "Teachers", change A.1.c. by striking out the words "prior to" and inserting the word "during".

Keep your Handbook up-to-date by making these corrections.

African Violets And Nylon Net

Helen Dixon
1906 South Blake
Stockton, MO 65785

When I entertain the church supper or have a club luncheon in my home, everyone expects my decorations to be African violets complemented by nylon net. A generous "nest" of the nylon net in a color that matches the color of the blossom makes a very showy centerpiece.

Use a large plant on a cake stand for the serving table with the net draped around the base of the stand. Use smaller plants with the net "nest" on each card table where the guests will be seated. This simple but effective decoration is one way to share the beauty of my violets.

See Page 3, "Strictly Business—Your Business", for names of persons to whom you are to send questions or any matters pertaining to AVSA. Page 3 is an AVSA Directory! Use it!

Give a friend a gift that keeps on giving all year long — the African Violet Magazine! See Page 5 for order blank.




CAROLE by Max Maas

(Photo by Kostulias)

4 HYBRIDS FROM CROSSING A MINI- TRAILER WITH A STANDARD by Ronn Nadeau

From left to right, top: the parents, Pixie Trail (male) and Rhapsodie Elfriede (female); bottom: Hexane (semimini), Chloroform (semimini), Methanol (mini), and Robbie (standard). None of the progeny are trailers.

(Photo by Nadeau)





YOUR LIBRARY

*Mrs. M. E. Garner
1010 Edgewood S.E.
North Canton, Ohio 44720*

Our Bicentennial year is about to pass into history. What a wonderful year it has been! Reflections of our country's struggle to be independent. FREE — to follow our hearts desires. Without this freedom, we would never know the wonderful experience of AVSA. Our future hope is to keep this 'experience' growing in the lives of our members and to reach out to those who will become a part of AVSA in the future.

This is a good time of year to share ideas and try new methods. From our Atlanta convention, we offer the slide program "OUR AMERICAN HERITAGE" and the new introductions program, "STAR SPANGLED VIOLETS". You have added new varieties to your plant collection these past few months. Why not try a new soil mix for a few? Or — a different method of feeding? Try several experiments with a few of your plants and you may find a new system that is the answer to your search. Try it ON ONLY A FEW PLANTS. If it isn't the right system for your plants and your environmental conditions, you will have only a few plants involved.

Following this article, you will find some of the soil recipes that are in the soil packet. You can obtain this packet from AVSA Library, P. O. Box 1326, Knoxville, TN 37901. Follow the instructions on page 68, in the June, 1976, issue of the African Violet Magazine, to order your library material. Let us know your results. If you have a soil recipe we may add to our packet — please send it to me. This will be a real sharing experience. Holiday Greetings to all.

FOR PROPAGATING

Soil for propagating and baby plants using wick watering. By Mrs. W. F. Anderson, St. Louis, Missouri:

- 2 cans Stimuplant African violet potting soil
- 1 can perlite
- 1 can milled sphagnum moss

Keep this mixture moist for use in potting. Store in a sealed plastic bag or container with tight lid.

I find this mixture gives a very good root sys-

tem. Straight vermiculite does well for leaves but with wicking is too wet.

FROM CANADA

Mrs. C. W. Beattie, Winnipeg, Canada:

- 2 quarts loamy soil
- 1 quart Canadian Peat moss
- 1 quart perlite
- 1 quart vermiculite
- ½ cup charcoal
- 1 Tablespoon bone meal
- 1 Tablespoon horticultural limestone

After this has been thoroughly mixed, add a quart of water to which has been added ½ tsp. Cygon 2E. This latter acts as the sterilizer. When the days are sunny and hot, it is a good idea to put this mixture in a plastic bag, tightly tied and leave it in the sun for as long as you can.

WICK WATERING

Good formula for wick watering. By Mrs. Marvin E. Garner, North Canton, Ohio: (Using a 1 lb. coffee can to measure)

- 4 Black Magic African violet mix.
- 4 J.M. Jiffy pot mix (Peat lite mix with Terra lite)
- 4 Soil
- 1/3 cup bone meal
- 1 rounded Tablespoon Fermate or Ferbon
- 1 rounded Tablespoon of Superphosphate
- 1 Tablespoon calcium cationate (ground limestone)

Mix well with enough warm water to make moist (not wet). Needs no feeding for 3 weeks or more. Can be used right away with nylon cord wicking.

For wick: Nylon Mason's line, size 18. One strand for first 2½" pot size. Add one strand for each additional inch of pot size. Each strand is three ply.

PLEASE BE PATIENT

If your article or picture has not been printed in the magazine please be patient. As soon as space is available, it will be used.

Violet Room By-The-Sea

"Down on Thimble Islands Road in Stony Creek (Connecticut)", there lives a lady who wakes up every morning and can't wait to see her African violets.

She is Jean Dolan, and she has several rooms well filled with these popular house plants, growing on trays of clean white perlite under lights. It was such a pleasure --- and an education --- to see this specialist at work. Her place is called the Violet Room.

First of all, her plants are specially selected hybrids developed by Irene Fredette of Orange. These superior plants must live up to high standards. The hybridizer's aims are for more flowers, larger and different shaped ones, and for flowers formed more quickly than older varieties. More symmetrical plants, hardiness, and leaf and blossom colors which resist fading are other key goals.

Did you ever see African violets with yellow-edged petals, or with their central leaves creamy white and spotted with pink, or flower stalks bearing so heavily each one is a bouquet? And the names! One named Eclair is pink blended to white. Abigail Adams is delicate lavender-blue, shading to darker blue at the tips and exhibiting three extra center petals. There are no yellows yet or a true red, but cerise is considered red.

We saw plants being trained on flat partitioned discs like wheels around the flower pot. Leaves were tucked into sections of the rim to spread and develop into even flat circles.

Why? Well, these were no ordinary plants. When well trained, and in full bloom, the wheel is removed and the plant becomes a wedding bouquet. White varieties are for the bride, and colors for her attendants. We admired a flower more than two inches across, pure white and semidouble.

Mrs. Dolan is grooming several plants now for something special in wedding decorations. She is able to gauge quite accurately the time of most blossoming, according to experience with temperature, lighting, disbudding and nutrients.

As each plant was in the pink of condition, we asked how this was achieved. The lights used are fluorescent, one warm and one cool bulb, for twelve hours a day set by electric timers. We discussed the original home of African violets and recalled they grow in crevices with instant draining after rains and where sunlight was filtered. Fluorescent light isn't as strong as the sun.

Plastic pots were preferred over clay which fosters mold and algae; plastic is cleaned much more quickly in hot soap suds and soaking in clorox.

Everything is immaculate here.

The main problem among inexperienced growers is over-watering. Too dry is better than soggy wetness. We watched as Mrs. Dolan demonstrated her watering technique with a two-foot, quarter-inch hose attachment.


Plants are watered according to need and most often with a diluted solution of plant food; either Peters Soluble Plant food or Plant Marvel, both high in phosphorus content.

We are looking for plenty of flowers instead of surplus greenery, she said. Many prizes awarded Mrs. Dolan bear out the correctness of her methods.

A new product of local origin has been tested and has given splendid results. This is Soilwash (tm) by Green Gold Inc. not a fertilizer but an all-organic soil wash that unlocks soil nutrients and benefits plants. For instance, we saw a *Hypocyrtia* a plant of the same family as African violets, hard to grow and get to bloom. But with Green Gold's Soilwash added to the water, this plant produced many flowers and buds.

Again, applying Soilwash to leaf cuttings brought forth new plantlets from African violets in just under two months, where leaves not treated required three months to develop to the same size. Soilwash was developed by Edward Willman and associates to become one of the indispensable ingredients in Jean's seaside Violet Room.

(A reprint from "The Nutmeg Gardener", a column by Rhoda Tarantino which appears in "The Nutmegger", a weekly publication of The New Haven Register.)



Diz-Dizbudding

Miss Sandra M. Lex
70 Enfield Avenue,
Toronto, Ontario
M8W1T9

As rank amateurs, I'm sure all of us at one time or another in our growing experience have grown slightly DIZZY when someone suggested we take the blooms off our lovely plants for show purposes. DIZ DIZ DISBUDDING. Many times I swore never to disbud my whole collection to the point where it appeared I couldn't produce a bloom if I tried, until this past year and a half.

Our club was hosting the national convention of the African Violet Society of Canada and I really wanted to participate, so I did the thing I swore I would never do. I disbudded 60 plants and cut down on other varieties to allow room for the big ones. I had tried disbudding in the past but never on this scale.

When I first started growing show plants, I had heard about disbudding but could find little published to help a beginner on the road to the big award, "Best in Show." I learned by trial and error. All I read was that you took the blooms off the plant until a set time before the coming show. The first year I took bloom stalk and all off, not realizing that you should leave about a 1/4" stub and continue this process until time to stop. Consequently, I had little bloom on some plants and plants which were prolific to start with, had a fair to middlin' head of bloom for show time.

Disbudding is not the be all and end all to producing a show plant, but goes a long way. You have to work at it, not just a few months before a show. It is a never ending process.

How long do you disbud? This an exhibitor must consider. Plants grown for show are disbudded from 9 months to a year, I feel the longer the better. This may seem like a long time but the end results are worth it. In our area, plants have to be large with an enormous amount of bloom to win. In the future, I hope we get away from this and start producing smaller plants since space does become a problem. Smaller plants with a good head of bloom are far prettier plants. I would not recommend starting to disbud in January for an April show. This is too short a period of time.

When or while disbudding for this lengthily period of time, suckering becomes a problem. Plants which never suckered developed suckers all over the place. One plant, 'Barbara Jean', had them popping up out of the soil. I had to start digging in the soil and easily took 10- 15 suckers

out. Some were pure white trying to live in the soil. This plant wanted to grow so much it kept sending out shoots. This shows what blooming does to a plant and the amount of energy it consumes.

When do you stop disbudding? Six weeks before a show for singles and 8 weeks for doubles can be a guide but this cannot be a hard and fast rule. The time of the year the show is being held must be considered. Extremely warm weather in the high 70's or 80's could blow your whole disbudding program to pieces. Once the disbudding process has ceased, the plants break forth. Some come quickly in a burst of bloom. A heat wave brings them on even faster. There have been times I've wanted to put them in the refrigerator to slow the process down. The type of weather typical in your area should determine when to stop. Also the habit of the plant should be taken into account. I prefer plants which come to a head gradually instead of all at once. 'Butterfly White', one of my favorites, consistently comes to its peak at 6 weeks. I had grown this plant to a Best in Show two years ago, and just barely made it. A week later there wasn't a bloom left on the plant. I grew it again this year and true to form, in 6 weeks it was at its peak and this time I lost. I had allowed 8 weeks. The Rhapsodies come into bloom in about 6 weeks time but the blooms are longer lasting and keeping all fingers and toes crossed you can make it to the show at the end of 8 weeks. I would recommend allowing 6 weeks, 7 at the very most.

'Melody Red' and 'Targeteer' are two other varieties which come at a full head of steam and poof they're gone. 'Miriam Steel', 'Janine', 'Louise Black', 'Lullaby', 'Blue Flair' and 'Brigadoon', to name a few, are gradual bloomers and usually at the end of 8 weeks are at their peak. 'Top Flight' takes 10 weeks to reach its potential. Last year I took it to three shows in a month's time and it kept getting better as time progressed. If I were showing at the end of May, I would stop disbudding between 6 - 7 weeks in the Toronto area and if I were showing at the beginning of May use the 8 weeks cut off date. To help reduce any unknown factors that may crop up, all my lights run at night when it is cooler and the heat build up is not so great. The temperature in my growing area ranges between 70 and 75 degrees.

I do not grow many miniatures and semiminiatures and never plan on showing them until show time is on my doorstep. I do not disbud them. I recommend growing 2 or 3 of each variety and choosing the best at show time. With the newer hybrids that are ever blooming, perhaps disbudding will become practice.

You must know your varieties and their habits for disbudding to work. You could start with 60 plants that you intend to show and by show time have only 30 in good bloom. This is exactly what happened to me this year as we had a heat wave the week before the show and I ended up leaving plants sitting on the trays because of lack of bloom. Don't bank on what you intend to show 6 months ahead because usually you will find 25% or more remain at home. Give yourself a little insurance.

When I disbud I use a pair of hemostats, which you may get from your local veterinarian, an excellent tool for getting in the foliage and getting to the blooms. I wish they were a bit longer. They are a slender, blunt ended scissor-like tool with grooved ends. I prefer them because just one slip with scissors could damage foliage.

To disbud, cut the bloom stalk leaving about ¼" on the plant. If disbudding is working, later another bloom stalk will appear from the same point. Allow the bloom stalk to get about ½" long before snipping it off and do not allow it to grow longer. Keep cutting bud stems off until the cutoff date before a show. Even though you have disbudded the plants for about 6 months and you have row on row of stubs left on the plant, the actual blooming will take place only in the top three rows of the plant. I leave all stubs on until grooming the plant for show. They should die off but invariably this does not happen for me and I must get them out before show time. This is a tedious and time consuming task, but must be done. If judges notice them, points will be deducted. Stubs should be removed from the rows where blooms are and this can be tricky as you could very well knock out the bloom stalk, too. Take your time. Sometimes you will find plants where both the old bloom stub and the new bloom stalk are all one, 'Dancer' is an example. With this type of plant, I try to get off as much as possible and leave it. You could lose everything.

Under my growing conditions, I have experienced good and bad effects from disbudding. Different cultural conditions may produce different results.

Not every plant is a contender for disbudding and regardless of what you do, nothing will work. I am constantly planning and taking an inventory

of what I have and what I want to show. I take the coward's way out. I check my past winners; look at what is winning at shows in different parts of the country; check the Best Varieties list in the AFRICAN VIOLET MAGAZINE; and proceed from there.

Ver-r-r-y seldom do I choose a plant that is new on the market that I have never seen grown to a large plant. Most varieties are at least two years old or older. I look for the growers who keep producing consistent winners over the years, and the AVSA Honor Roll is a guide in that department. I check the colors I have and what I need to fill in. The show schedule seldom varies from year to year. Be selective and at least attempt to have a variety for each of the categories.

When I look at a plant, my first consideration is foliage and then the bloom. I catch myself looking at bloom first and check myself, although I think this is a fairly normal reaction. I check to see if the foliage lies flat and is fairly symmetrical. Symmetry is so important since 30% of the score is for this one item. Next, are the blooms large or small? How many blooms to a stalk? Young plants normally do not show their potential especially first bloom, but I like to see a fair number of blooms per stalk before I consider growing it. Amount of bloom counts for another 25% — a total of 55% of your mark toward a blue ribbon goes to these two important factors.

Eighty-five percent of the show plants I grow are from clumps as my success in growing other people's plants has not been good. I don't start disbudding a plant until after its first bloom to be sure it is blooming true to variety. This plant would be about 3 - 4 months old in a 2¼" pot and due to be transplanted to a 3". From that time until the time determined before show, I do not allow it to bloom. This is where it gets interesting.

Some phenomenal things have happened with foliage, for example . . . 'Miriam Steel', which I found hard to grow as the foliage would bleach out, greened up beautifully and I attribute that to the fact that all the energy is going into foliage rather than trying to make bloom.

'Emperor', which has the type of foliage, which normally 10 times out of 10 does not lose its variegation, went extremely dark for me, enough that it lost points for lack of variegation. 'Alaska' has fair variegation but once disbudding started the entire plant with the exception of the last 2 or 3 rows, went completely white and looked like an albino. 'Tommie Lou', which has excellent variegation, looked like a snow covered mountain after a long period of disbudding and was nearly eliminated as it didn't appear true to variety.

The extremes seemed to take place. Foliage that was quilted became very quilted, pointed foliage became very pointed. Foliage that had a tendency to grow upward laid very flat, and ruffled foliage grew more ruffled. 'Rhapsodie Mars', which normally has flat or slightly cupped foliage, grew extremely cupped and quilted. Disbudding seems to tighten up the foliage making a more compact plant. It brings the plant together.

Transplanting becomes very important while disbudding. I used to transplant every 6 months but with disbudding the plants grew so quickly that by the time 6 months had gone by, I had missed the boat. When I waited 6 months and then transplanted to the next size pot, I would get a row of small leaves right smack dab in the middle of the plant. You know what that does to your plant comes judging time. I suggest knocking the plant out of the pot after 4 months to check the root ball. If roots show around the outside, transplant to the next size. I try to get them to 6" pots before show time. My potting mix is the Fisher formula. For ½ bushel of soil, you use 2 qts. sterilized loam, 2 qts. perlite, 1 qt. #6 fine chip charcoal, 3 qts. coarse vermiculite, 8 qts. peat moss, 1 cup calcium carbonate, 1 cup bone meal and 1 teaspoon fermate. I use the same soil for all my plants.

Currently I am having excellent success starting my plants off in 3" squats and proceeding to the squat 4" and 6". With these pots, the roots reach bottom quicker and also I dislike seeing all pot when viewing a plant. In the squat 3" I get better foliage and the plant develops much quicker. The only caution is that overwatering may become a problem and must be watched carefully.

My fertilizing program which is 2 parts Whale and 1 part Sturdy remains unchanged. I use ½ tsp. to a gallon of warm water from the tap at every watering. I use nothing else. I dislike experimenting when I have something that works.

My lighting set up is one cool white and one warm white tube, approximately 12" from the top of the plant. Minis are placed approximately 7" from the tubes. At one time I had used incandescent 15-watt bulbs in conjunction with the fluorescents; however, found they produced too much heat. I run the lights for 11 hours per day and adjust upwards if need be before show time.

What happens to a disbudded plant which you decide to take home rather than sell after show or have it auctioned off? They cannot remain indefinitely in peak performance. I've found the plants that come into bloom at 6 weeks, would come back again 4 weeks later with another head of bloom exactly the same as the first and then

would revert to a normal cycle. Case in point again, 'Butterfly White', 'Melody Red', 'Targeteer'. Plants which come to a normal head of bloom in 8 weeks would go out and then return with a small head of bloom. It seemed to take about 2 months before they returned to their normal cycle. There are a few exceptions.

From my experience, most plants after disbudding are better stripped of their lower leaves and started over again. They never regain their potential. One plant, which I thought I'd like to try disbudding again for the following year, was constantly plagued with suckers and double crowns to the point where I had to throw it out. I have never been successful in taking a plant that has been disbudded, shown and disbudded again.

Foliage again starts playing tricks with me. Beautiful specimen plants at show time with flat symmetrical foliage would look like heads of cabbages two months later. I had 'Copper Kettle' which I had no success with in the past due to suckering problems. I finally got a plant which didn't sucker, foliage cupped while disbudding, but the symmetry was there. When I stopped disbudding, leaves twisted and became so unmanageable I had to leave it at home. 'Bold Dream' did the same thing. The cultural conditions were not altered in the least.

One plant that has given exceptional performance was 'Miriam Steel'. It was disbudded for the May convention show, took runner-up to Best in Show and then came off the trays in October to repeat its win. However, it was not disbudded again after the May convention.

When disbudding is discontinued and the blooms come forth, watch the leaves. They will become very small and the plant's leaf pattern has been broken. This is another reason for starting over again and I recommend cutting back to that row of leaves and repotting. Blooming does take a lot out of the growing cycle and must be compensated for in other areas. Leaves that turned dark during disbudding returned to normal color and variegation returned to normal.

To conclude, what happened to my plants may not happen to yours but I hope I've told you what to look for and given you food for thought. Many people have thought there was something wrong with their plant because of the change in growing pattern or condition but they have failed to consider the effects of disbudding. I hope I have not further discouraged any who have been unsuccessful with disbudding but rather that I have encouraged some of you to start disbudding. Give it a try and hopefully watch your dream of Best in Show come true. Sounds like a lot of work. Guess what? It is! Good growing!

Experiments With African Violets At Pennsylvania State University

*Mrs. Roberta M. Hale
1650 Cherry Hill Road South
State College, PA 16801*

Little did we realize when we first approached Dr. Richard Craig, assistant professor of Horticulture at the Pennsylvania State University, and asked him to address the State College Saintpaulia Club what a treat was in store for the club members.

Dr. Craig gave a most interesting and informative lecture at a club meeting. His subject was the experiments being conducted at PSU using African violets. The majority of plants being used were donated by Tinari Greenhouses, and the research is partially funded by a grant from the Boyce Edens Research Fund. Many slides were presented showing the varying stages of the work.

The experiments consist of treating two sets of leaves, one with gamma radiation in varying amounts, and the other with EMS (ethyl methane sulfonate), a chemical known to produce mutations. The leaves are then grown under carefully controlled conditions and observed for mutation.

Now for the most exciting part of the program! At the end of his lecture, Dr. Craig issued a kind invitation to the club to visit the Penn State greenhouses and observe the results of the experiments in person. Needless to say the invitation was very promptly accepted. Arrangements were later made for the visit to take place on March 27, 1976. A Saturday was chosen so that working members would be able to attend.

On arrival at the greenhouses, we were introduced to our guides, Steve Hampson, Jim McConnell, Virginia De Armond, Betty Roberts, Mary Middleton and Chris Allen, and our party was divided into small groups and assigned to two or three guides. The greenhouse operations were also divided into groups . . . propagation, general culture, and the greenhouse itself. After introductions were completed, Dr. Craig spoke briefly on the background of African violets and also the purpose of the experiments that he and his staff were carrying out. Then the three groups were taken to different sections of the greenhouse to observe the



Steve Hampson



Jim McConnell

EXPERIMENTERS — Steve Hampson, a graduate student, and Jim McConnell, a student in horticulture, are two of the students at Pennsylvania State University, experimenting with African violets under grants from the AVSA Boyce Edens Research Fund. Hampson's Master's Degree thesis deals with African violet mutation. Behind McConnell in the background is a view of some of the experimental African violets with which he is working.

methods being used. Each procedure was thoroughly explained.

Propagation steps were of interest to everyone, especially those members who were just getting started in growing African violets. PSU greenhouses use the Cornell University soilless mix for their gesneriads, and stimulate rooting by use of a hormone (Hormodin # 1). The rooting mix is: 2 parts perlite, 2 parts vermiculite, and 1 part peat moss. The cut ends of the leaves are dusted VERY lightly with the rooting hormone. They use a small squeeze-type duster in order to avoid transmitting any pests or diseases from one leaf to another, as might happen if the leaves were dipped directly into the hormone. Strict attention is paid to sanitary growing conditions throughout the greenhouse. The leaves are then carefully coded and labelled before putting them in communal growing trays. (I believe I am right in saying that an untreated leaf of the same variety is also grown as a control check).

At the general culture area where the plants are re-potted, inspected, etc., it was demonstrated how to divide an overgrown African violet that had been allowed to develop several crowns, and how to re-pot larger plants.

Then the crowning moment of our visit: The greenhouse itself filled to overflowing with African violets in a rainbow assortment of colors! This was probably the first time the majority of the club members had had an opportunity to see an African violet greenhouse. What exclamations of delight sounded throughout this indoor garden as someone saw a plant that, perhaps, they had seen as a photograph in the AVSA magazine, but here, in front of them, how much prettier the actuality!

On one special bench we were able to see the results of "selfing", i.e., the plant is pollinated by its own pollen. We were also allowed to get some experience in setting seed by "selfing" a few plants. Since the greenhouse experimenters are particularly interested in results of controlled mutation, they were not attempting any hybridization by crossing different varieties. Also, here, we were able to get what for many of us was our first glimpse of the Saintpaulia species. A very fine collection of these ancestors of the modern African violet representing all known species was on display.

No one wanted to leave when the tour was completed, even though Dr. Craig and his staff made it easier by giving each member of the club her choice of a small blooming plant. What a difficult decision! To choose one plant out of so many beauties! At last everyone had picked out her choice and we returned to the lecture room for a question and answer session. The president of the

State College Saintpaulia Club, Mrs. Mary Harvey, thanked Dr. Craig and his staff for the time and effort they had expended on arranging a very interesting and well organized workshop and tour. Some leaf exchanges took place, as is the usual way with violet growers.

Then, carefully sheltering our tender plants from the rude March wind, we sadly left the PSU greenhouses, but mentally vowing to return soon again.

CROSS YOUR I's . . . and DOT YOUR T's . . .

*Mrs. W. F. Anderson
360 Tulip Dr.
St. Louis, MO 63119*

AVSA DIRECTORY IS FOR YOU!!!

Are you familiar with "STRICTLY BUSINESS — YOUR BUSINESS" on page 3 of every issue of the African Violet Magazine?

It is there to remind every member that for every problem there is a solution. There you will find a directory giving addresses where your questions or complaints should be sent. For the complete list of AVSA officers and committee chairman, refer to the list given in the June issue.

Every officer and committee chairman has the duty in his area of responsibility to listen to complaints and constructive criticism and, working with his committee, to try to solve the problem. Don't be a disgruntled member. Write to the person who can help. Please remember that your officers and committee chairmen are all volunteers. Help them by enclosing a stamped self-addressed envelope if you want a reply.

AVSA is a fast growing plant society. Every member can participate. Have YOU expressed your suggestions?

BEFORE REPOTTING

Before repotting, allow plant to grow somewhat limp. Then the leaves will not break. Do the same before separating a plant.

Turn your violets every time you water them. African violets are lively phototropists and will always "turn toward the light."



Don Palmer and his 'Kansas City Chief'



Mesdames Leonard Ray, Byron Davis, O. E. McFarland and Roger Mack Davis are winners.

*Winners
at
Affiliate
Shows*



Edward Bradford's "A Sporting Good Time"



Mesdames Bibb Howard and Jeff Fuller win awards.



Mesdames Rodney Fergon and C. W. Cramm prepare plants for Celebrity Breakfast.



Mrs. W. B. Stallings and 'Happy Harold'.



Mrs. L. W. Chilcutt gets AVSA Award with 'Orion', 'Rebecca', 'Eternal Snow'.



Dr. J. B. Jung and Mrs. H. O. Barker are winners of AVSA Rosettes.



Mesdames Nathan Trace, Andrew Suder, Roy Rainer and Jack Williams have winning entries.



Mesdames B. T. Haws, Michael Simone, Harold Moffatt (in foreground) and Donald Hargrove and Michael Fall are top winners.

TOURS

Floretta and Nancy Willets
AVSA Convention
Tour Co-Chairmen

TOURS OF DISTINCTION including Old and New St. Louis will be presented to our visitors by the Women's Association of the St. Louis Symphony Society whose guides are thoroughly trained and who enjoy a fine record of success with a long list of enthusiastic participating groups. The tours will be highlights of the AVSA convention in St. Louis April 26-30 at the Chase Park Plaza Hotel.

ST. LOUIS CITY TOUR on Tuesday will include the Gateway Arch, Old Cathedral, Old Courthouse, Busch Memorial Stadium, Old Levee and River Boats with lunch on the Robert E. Lee, an elegant replica of the Victorian Show Boat where seafood is the specialty but the gourmet can find his or her specialty on the varied menu. After lunch we will see the famous Anheuser-Busch Clydesdales, The Missouri Botanical Garden with Henry Shaw's home, the Climatron, a geodetic dome housing a worldwide variety of exotic plants, and the new Lehman Library where students and scientists from all over the world come for study and research. We will return thru Forest Park, famous for its outstanding Art Museum, Jewel Box, and Zoo.

Wednesday, the **HERITAGE HOMES TOUR**, which covers six historic homes from the early nineteenth century, representing some of the finest architecture in the Midwest, including that of the Greek Revival, Victorian and Steamboat eras. All are beautifully restored and the furnishings of the period, many from the original families. We will be guests for luncheon at a private club in Clayton, where the food, service and view are superb.

Thursday we are transported into the Twentieth Century as typified by the new, modern and elegant Frontenac Plaza, with brunch in the Magic Pan, where the food is delicious, the atmosphere delightful, and we will see a Fashion Show from Saks Fifth Avenue, after which there will be time for buying and browsing thru the Mall from the small boutiques to giant Neiman-Marcus.

Since 1764 when St. Louis began as a French trading post at the confluence of the mighty Mississippi and Missouri Rivers and became a gateway to the west, her history has been colorful and development includes the culture of east and west,

and north and south. We will only be able to touch the highlights and hopefully you will be able to explore and enjoy further on your own. We extend a very warm welcome and are looking forward to a very happy time together.

CONVENTION COMMITTEES

Mrs. Daniel (Sue) Dohm, Jr., will serve as chairman of the AVSA convention to be held in St. Louis, MO, April 26-30, 1977. Mrs. Dana R. (Shirley) Gipson has been named vice chairman and Mrs. Jane M. Francis will serve as show chairman.

The 1978 convention will be held in Austin, TX April 13-15, 1978. Convention chairman will be Mrs. Terrance R. Leary with Mrs. Gladys Hudnell as vice chairman and Mrs. Fred G. Young as show chairman.

SPECIAL AWARDS FOR NAMED VARIETIES

Celine Chase, AVSA Awards chairman, announced that several named varieties of African violets are to receive special awards at the 31st annual Convention/Show in St. Louis, MO April 26-28.

Among those listed for these special awards are 'County Belle', 'Tiny Ellie', 'Hi-Hopes', 'Bicentennial Trail', 'Hi-Stepper', 'Helene', 'Jeanmarie', 'Ruth Carey', 'Poodle Top', 'Faith', 'Eternal Snow', 'Miriam Steel', 'Pink Viceroy', 'Pink Granada' and 'Pink Electra'.

CONVENTION DATES

1977 — St. Louis, MO. Chase Park Plaza Hotel, April 26-30.

1978 — Austin, TX. Driskill Hotel, April 13-15.

1979 — Denver, CO. Regency Hotel, June 4-10.

1980 — New Orleans, LA. The Braniff Place Hotel, 1500 Canal Street, April 13-19.

1981 — San Francisco, CA.

SPRAY CAN CAPS

Caps from spray cans make excellent pots for small plants. You would have to use a red hot ice pick to make drainage hole. Look over the caps on furniture polish, hair sprays, etc.

Question Box



By Anne Tinari, Tinari Greenhouses
2325 Valley Road, Huntingdon Valley, Pa. 19006

As autumn leaves fall to the ground in scores, Thoughts turn once again to all our plants indoors.

Grow African violets, which possess both charm and glow.

To fill man's search for beauty at the shows.

Anne Tinari

Q. Dear Anne: My plants look so stunted and drab (not like the mite stunt, I am very familiar with), but with leaf tips that have a slightly burned look and yellowing leaves. Plants seem to be at a definite standstill. I have used many, many types of fertilizers, trying to get them to perform, but to no avail. What can be the problem?

A. The visible symptoms could be that of over-fertilization. You may have developed soluble salt burn, especially if your water contains a high percentage of chlorides and carbonates, the symptoms of which are stunted growth, yellowing leaves and deterioration of leaf tips.

Through severe leaching or top watering the plants with rain or bottled water, you can possibly dissolve the salts that have accumulated. It is necessary to repeat this treatment several times. If no results are visible, then I would recommend removing plant from the pot and without injury to the root, shake off as much soil as possible and replant in a clean pot with pasteurized soil.

Q. Why am I constantly plagued with pesky black flies and with what one grower told me were fungus gnats and small white and wiggly worms?

A. These pests you describe, which incidentally can be one and the same during different stages of maturity, are prevalent in a soil which is often too moist, or retains too much water in the soil content. By using $\frac{1}{4}$ tsp. of Kelthane or Malathion to 1 pint of tepid water as a drench you can destroy them. Follow up this treatment for success. They can infest the soil and feed on the roots of the plant causing damage plus being an embarrassing nuisance to any plant lover.

Q. Being a new member of AVSA I wish to refer to the convention coming up in St. Louis, 1977. Will there be any pamphlets or brochures

concerning registration and where can I get information about the program? Do they have seminars?

A. Regarding the next AVSA convention you will note in your January issue of the magazine there will be registration forms you can fill out and send for convention attendance; also a listing of all the tours, judging school and the other features that the convention provides for its membership. The show schedule and awards will also be posted in your magazine. Try to attend. You will find it a great joy, satisfaction and an excellent place to learn much valuable information about your favorite plant.

Q. Can you identify my plant with the following description? It has a distinct girl-type leaf, very similar to the one I see of 'Blue Girl'. The blossom is semi to full double white.

A. The only pure white girl-type leaf cultivars, I have been acquainted with are 'Clementine' and 'White Madonna.' 'White Madonna', I believe, is a bit closer to your distinct leaf formation and was an origination of Granger Gardens many years ago. No doubt there may be others with the vast numbers of African violets on the market today.

Q. I am a new AVSA member and get the African Violet Magazine. I would like some information on disbudding African violets.

A. It is a known fact that when the blossom stems appear, possibly about an inch long, to encourage more bud clusters they should be snipped back to about $\frac{1}{2}$ ". In about 3 or 4 weeks there will develop 2 or more bud clusters where the stump originally was. You should leave this stump until your new stalks have formed, gently with a tweezer or some sharp object you can bend the old stump down to remove it, being very cautious not to loosen the new clusters.

We find that it is best to disbud single blossom types no later than 6 weeks before a show and your double flowering types 8 weeks before. To disbud after this period would be too late, in most cases, to have top performance. Much depends also on the cultivar you are working with. My suggestion would be to know a plant well before you

decide to grow and enter it for a show.

Q. A few of my violets have developed a rough, dry, light brown streaking on leaf stems and occasionally on the leaves. When scraped off with the fingernail, there remains a slight distorted look. What can be done for this condition?

A. I have seen this scaly type growth on plants when cyclamen mite was present, and persist even after mite had been eradicated. You would be wise to use Kelthane or Malathion: 1 teaspoon to one gallon of water and repeat about every 7 to 10 days for about 2 or 3 times to keep under control.

Q. Dear Anne: All my plants are grown under lights but I never can decide the best time to water.

A. When growing plants under fluorescent light it is well to water when temperatures are rising, when it is needed most, and when lights are on. Watering late at night or when lights are turned off for an eight-hour dark period is undesirable. Wet plants in the dark have very little chance of drying. This can be an invitation to fungus and disease organisms. When plants are sprayed it is also wise to let them dry under the light area.

Q. I have had two infestations of mealy bug, once in the foliage and soil and now in the soil alone. I don't understand this as I grow most of my own plants. I do show plants occasionally. Could I have gotten them in this manner or where does one acquire such problems?

A. Rather than worry about how your plants became infected, the task at hand is to eradicate the problem. One need only to be reminded this pest was unheard of some 10 years ago, especially in the northern areas. However, today our African violets are world travelers and subject to many more pests. Since so many of the pesticides have been removed from the market, the two remaining recommended specifically for the soil or Pritchard Mealybug is Isotox, manufactured by Ortho with recommended dose of 2 tablespoons to a gallon of water, repeating dose as needed. It is very potent and has an unpleasant odor. The other is Cygon 2E (if you can find it in your area), ½ teaspoon per gallon and drench in the pot, repeat in 10 days, then every six months. Always read directions on bottle carefully and use with careful precaution. Do not breath in fumes. Drench the soil well with the solution as stated above.

Q. Since the charcoal briquets are so much cheaper than the granular form, I wonder if one could grind them for use with African violet soil?

A. The charcoal briquets are not suitable to use

in your soil. They have been processed to contain an oil that is harmful to plant growth. The horticulture charcoal is safe to use in soil or sprinkled on pot bottom. It is a good soil sweetner and helps to maintain a good healthy root mass.

Q. Dear Anne. I have about 40 violets and we plan to move soon. Please give me some hints. Would it be better to move them in a warmer or in a cooler month, or will they survive when it is hot?

A. It would be well to move plants while moderate temperatures exist. They are tender type plants and can be nipped or frozen with cool temperatures very easily.

Best to water plants just moderately as always prior to packing them. I would suggest you get some waxed florist tissue to roll plants in as carefully as possible or, if room permits, make a cushion of rolled newspaper like a nest then put the soft wax paper over it so plants will rest on it but have the support of the nest, so they will not slide to one side or another but remain firm. If they are covered it may help to keep plants moist until they reach their destination. However, if the weather is hot, it is best to leave uncovered or only partially covered for proper air circulation.

Q. Our water has a pH of about 8! Is there anything that could be added to neutralize this awful alkaline stuff? My chemist husband suggested nitric acid in very dilute solution. I don't really want to have to go to distilled water, I have too many plants. I already water from the top only, but still the salts collect.

Also tell me too, please, why a new variety should be registered. I know many growers don't bother.

A. Since the pH of 7 is neutral, it is normal to try to stay as close to that as possible. However, other factors determine the success or failure of this. Someone in your area knowing the water and soil content could be far greater help to you. I am sure you realize reversing the watering of your plants occasionally will also help to flush out salt accumulation.

The many soilless mixes are very confusing when working out a water condition. Here we use organic soil that is much heavier and absorbs more of the chemical content of the water without doing harm. I would be very tempted to follow the advice of your chemist husband and would be greatly interested to know what results you obtain.

On registration there is no law stating a new cultivar must be registered, but any variety a grower feels is worthwhile for commercial distri-

bution certainly deserves to be registered. It helps to set a standard by which a new cultivar becomes recognized. Many individual growers will only grow registered plants as show plants. Then they can compete for the gold and purple collection awards and many of the other commercial awards at the AVSA shows and conventions.

Q. Dear Anne: Can you inform me a little on the use of Gibberellic Acid for African violets. I use this for my annuals, etc, each year but have never used it on my violets.

A. Regarding the use of Gibberellic acid, please remember that Gibberellic acid is a growth promotion substance, its main function is making plant cells elongate, to make plants grow taller, producing long stems. Specifically in the case of African violets it makes the leaves grow upright so they do not follow their natural flat growing leaf pattern.

Years ago many growers tried it with poor results. Let me give you one specific example. If you possess any back issues of our AVSA magazine (sometimes they can be purchased from the office in Knoxville) Volume 21, No. 1 November Issue 1967, page 28 there is a story in detail about a specific experiment done by a member, Mrs. R. W. Anderson of Champagne, Illinois. She used two young plants of the popular cultivars 'Red King', one treated with the Gibberellic acid spray and the other untreated. After a month she reported the untreated plant had rather normal petioles and good symmetry, which is very natural for the pattern growth of this cultivar. The treated one had long, lanky petioles which gave it the appearance of being in the dark for weeks, both plants had normal size blooms, but the treated one had no symmetry or pattern of growth. She showed pictures in the article of the vast contrast of growth.

Others who had great hopes for outstanding growth and increased floriferousness reported similar results. Please be advised this does not work on all plants in this distorted manner. It is reported some plants are greatly benefited by it, but African violets in particular do not appear to benefit from this treatment.

READERS TIPS . . .

TIP 1 . . . Dear Anne, I have found watering my trailing African violets with ice cubes very practical and convenient. Because I have such a sensitive feeling for my plants and cringe at putting a very cold cube on the soil, I freeze my cubes on short popsicle sticks then insert them in the soil. By the time the cube melts it is no longer ice cold and avoids many messy drips.



*To change or correct your address
ATTACH LABEL HERE
from your latest issue
the African Violet Magazine
Please Notify Us 6 Weeks in Advance
African Violet Society of America, Inc.
P. O. Box 1326
Knoxville, TN 37901*

Name _____

New Address _____

City _____

State _____

Zip _____

TIP 2 . . . In teaching my First Grade classes a brief introduction to the wonderful world of growing plants, I use the brightly colored styrofoam egg cartons of yellow, green and pink in which we place leaf cuttings of African violets, begonias, Baby Tears and other plants. They root so quickly and the children delight in their simple accomplishment. When they are rooted they can be cut apart so easily when the time comes to distribute them among the children.

TIP 3 . . . I have found excellent success in controlling mildew on my violets that occurs every spring. By the use of Lysol spray, which I spray in the air about two feet from my violet collection repeatedly every few days this spring, I sharply reduced the yearly problem of mildew that frustrates me. In fact only one plant seemed to have it. I immediately removed it from my collection.

PLEASE BE PATIENT

If your article or picture has not been printed in the magazine, please be patient. As soon as space is available, it will be used.



Mrs. Talbot (Helen) Freie
 Affiliate Chairman
 4854 N. Cedar Ave.
 El Monte, CA 91732



Have you noticed the new way of listing the affiliates and their presidents? This we hope will meet with your approval. The reason for change is to save space so that we may bring you more articles on culture and Helpful Hints, also the experiences of others that we may all benefit by and enjoy.

Thanks to all of you who sent me their officer sheets early enough to get them listed in time. Now for those of you who sent me only a name without an address or zip code, please, please don't do this in the future, for it is absolutely no good. I NEED COMPLETE ADDRESSES & ZIP CODES. If there is any change in your club name, or if any officers are replaced I would like to know as soon as possible. Many of you send me information about your beautiful installations and BIG parties, and ask me to mention the officers in my column. I wish I could do all these nice things for you, but I cannot. There is only one month when the affiliates are listed and that is in the November magazine. All other officers are for my records only.

You are to be congratulated on the fine shows you had this year...each year the schedules are improved. More and more clubs are becoming show conscious, even brand new groups. This is great for they are beginning to realize that a show is the greatest way of communication there is.

Many requests are coming to me asking that I send them their point score sheet for the SSA. This I cannot do, but, I can upon the request of the President or show chairman tell them where they failed. See page 73 of Judges Handbook. I must remind you again NOT to send your officer

list to anyone but the Affiliate chairman for this adds to the workload of someone else plus extra postage. As a result, some affiliates do not have their new presidents listed in this issue. SORRY!

To all groups wishing to affiliate with AVSA please send to me, Helen Freie, Affiliate chairman, for a form to be filled in and returned to me before I can properly affiliate your society and send you a charter. I cannot make records and affiliate you with a PRESIDENT'S NAME ONLY. There is much more important information needed for completion plus the fact that time and energy and postage have been wasted. ALWAYS REMEMBER YOUR AFFILIATE CHAIRMAN IS HERE TO HELP AND TO BE CONSULTED.

May this year end with all of you having a wonderful and happy holiday season filled with God's blessings on you and your loved ones.

NEW AFFILIATES

This month we have the pleasure to welcome into affiliation these 15 new clubs and their presidents.

HOLLY HILL VS, Miss Faith Wetherington, P. O. Box 702, Valdosta, GA 31601

NORTH TEXAS AV JUDGES COUNCIL, Mrs. Dwight W. Jeffrey, 1918 Williamsburg Row, Denton, TX 76201

THE AVS OF FT. WALTON BEACH, FL., Katherine Sheheane, 11 Eglin St., Ft. Walton Beach, FL 32548

BEAVER LAKE A V C, Judy Haley, Rt. 2, Box 294, Lowell, AR 72745

THE BERMUDA AVS, Mrs. Carol M. Rumbelow, Pearmans Hill, Warwick, Bermuda.

AVS OF CHARLOTTE, Mrs. Gerry Pettibone, 823 Wingrave Dr., Charlotte, NC 28211

METROPOLITAN REGIONAL COUNCIL OF A V JUDGES, Mrs. Carol Ann Kostulias, 461 Wellington Rd., Mineola, NY 11501

THE PURPLE POPCORN AVC OF MPLS., Mrs. Joan Swartzbauer, 6220 Idlewood Lane, Edina, MN 55436

RIVERSIDE AVS, Mrs. Robert L. Maas, 1020 Wilder St., Watertown, WI 53094

BAMA BELLES A V S, Mrs. Donald E. Sands, 1701 India Rd., Opelika, AL 36801

JEFFERSON A V ASSOCIATION, Mr. Thomas Biglin, 4808 Pike Dr., Metairie, LA 70003

TOWN AND COUNTRY A V C OF OKLA., Linda Jones, Box 1548, Mustang, OK 73064

POLYNESIAN SUNSET GARDEN C, Mrs. Jamie Price, 7 Sansbury Lane, Dalesville AL 36322

TECHELAND A V S OF FRANKLIN, Audrey

B. Guillotte, 1604 Hospital Ave., Franklin, LA 70538

BLACK CREEK SAINTPAULIA S., Mrs. Janeth Holzschuk, 220 Westmar Dr., Rochester, NY 14624

This club should have been recognized in the March issue of the magazine, but was inadvertently omitted, I'm sorry Black Creek.

KENNEBEC VALLEY AVS, Stephanie Calder, RFD 3, Box 339, Showhegan 04976 should have been listed Maine (ME instead of MA. I know you are proud of being the only club in Maine, and, we are proud to have you. So, again my apologies to you.

Trailers... Our Experience

*Leona and Gloria Pickens
9473 North Parkview Drive
Baton Rouge, LA 70815*

Trailers, for us, have a great deal of eye appeal, even when not in bloom. They require very little care when compared with most houseplants and certainly a great deal less care than their flat growing siblings. You pick off the dead blooms, keep their tanks filled, their leaves clean and ENJOY! Standard trailers, however, will take up a great deal of shelf room and force you to make some difficult decisions if you allow your shelves to become over crowded. Semiminiature trailers and miniature trailers do not take up as much room even when you allow them to grow into larger pots than you would normally grow either miniatures or semiminiatures in.

Let us now pause and discuss the conditions under which we grow our trailers and other varieties of African violets.

We grow under lights: wide-spectrum — using a soilless mix in wet, south Louisiana. We constant feed using wicks for everything but our ministures in thumb pots and our leaf cuttings. We have central air and heat. Now you know something about our growing conditions and we would like to share with you our successes with trailers.

Like some *Episcia*, trailers, under our conditions, are big feeders. Standard trailers have been happier with us growing in aquamatics. These plants were in 2-inch pots when transplanted into the aquamatics and we filled the tanks only about a third full, trying to keep them at this level until the plants had grown large enough to appear balanced in their containers. (We have had unhappy experiences with these containers and are very

careful to follow planting directions when using them. We have found it wise to not fill a tank completely or nearly completely full until a plant was well established.)

The aquamatics were placed on plastic food containers, quart size. This not only placed the trailers closer to the lights, which they like, but also provided room for trailing.

Semiminiature trailers do not take up as much room, of course, even when you allow them to grow into 3-inch pots. At present we have three or so semiminiature trailers in 2-inch pots and two in 3-inch pots and they are all either in bloom or bud. Their tanks are anything that we can find that will hold the pots securely and elevate them.

There will be a slight growth in leaf size when a semiminiature or a miniature trailer is allowed to grow into a larger pot. The varieties we grow have all kept leaves that stayed true to type. If semiminiature, the leaves have remained smaller than some varieties of semiminiatures, etc.

Semi-trailers, 'Tiny Blue Bell' and 'Tiny Pink Bell', both miniatures, have become flower conscious now that we have allowed them to grow into larger . . . 2½ inch . . . pots. The leaf size is noticeably larger. However, it is a very tiny leaf.

The varieties we have mentioned, as well as the ones we have not mentioned by name, have all originated with Lyndon Lyon.

Being AVSA judges and limited in our space, we prefer to grow the newer registered plants. Through the years we have found that these are the most rewarding both for show and home enjoyment. A registered plant will be a superior plant, and it takes no more time nor money to grow than a plant that will not be as rewarding.

It is most pleasing that Mr. Lyon has now registered 'Sweetheart Trail'. (See Vol. 28, No. 1, January 1975 of our African Violet Magazine). We feel sure that now since Mr. Lyon has developed a trailer he considers outstanding enough to register, trailers will have a great future.

Trailers! Grow! Enjoy!

LIGHT PROBLEMS

Too little light:

Few flowers or none at all
Leaves reach up
Petioles get too long

Too Much Light:

Bunched up centers (resembles mite damage)
Sometimes center leaves turn gray
Variegates turn green
Bleached or pale leaves
Leaves turn downward
Leaves cling to sides of pot

Develop Own Personal Collection

Mrs. Brenda Gwaley
5144 Hazel Street
Finleyville, PA 14332

Growing African violets from seed, that you have acquired by pollinating your favorite plants, is a fascinating and rewarding experience.

With patience, a steady hand and a little luck, anyone can cross-pollinate their own African violets.

Of the three, patience is the most important. Once the cross is made you must wait and wait and wait (3 to 6 months) for the pod to ripen. Then you must wait and wait and wait for the seeds to germinate (2 - 6 weeks) and then you wait, wait, wait and wait for those germinated seedlings to reach flowering size before you know what your prodigy look like.

Pollinating is a simple task. With the use of a small razor knife I remove a mature flower from the chosen pollinating plant. Carefully slice open the yellow pollen sacs and transfer the pollen dust to a thumbnail. With this thumbnail I touch the pollen to the stigma on a mature flower of the plant to be pollinated. Being careful to entirely coat the sticky stigma with pollen. I proceed to pollinate several flowers as to assure success. Not every cross will take. My average is approximately one in ten. So be sure to pollinate several.

If, when pollinating you get carried away, be sure to tag the flowers pollinated with the name of the pollinating plant. (example - EvaxHeidi)

Now watch for a swelling in the center of the pollinated flowers. If and when it appears just let the flowers dry naturally and be careful not to knock it off. In approximately 3 to 6 months the seed pod will have matured and become dry and hard. At this time remove it and slice it open on a piece of white paper. Breathe easy because the seed is dustlike. The seed can be planted immediately.

To plant the seed I use two 3 and 3/4 inch violet tubs per pod. The reason I use two tubs is in case something happens to the germinating seeds in one of the pots. In which case I still have half the seeds. In the tubs I place one inch of sterile violet soil to which has been added a small amount of a good fungicide, like captan, to discourage damping off. Press down firmly. On top of this I layer 1/8 inch of fine vermiculite. I then wet the mixture down thoroughly and using my thumb I pack it down to make a flat surface and remove any excess moisture. It is now ready for the seed. With the seed on a piece of creased paper, sprinkle half of them uniformly into each pot. The tops of

the pots are then covered with plastic wrap. They are then placed in a tray in which there is a coiled heating tape with a half inch of damp vermiculite covering it. The pots are then nestled down into the vermiculite. This whole set up is placed with the rims of the pots a half inch below the tubes of my fluorescent lights. The vermiculite in the tray must not be allowed to dry out.

In 2 to 6 weeks hopefully your seeds will germinate. When the seedlings show their second set of leaves I remove the plastic covering. When they are about one fourth inch across I transfer them, using a nutpick, to a pie pan containing a half and half mixture of violet soil and perlite. I let them grow in this until they are fairly crowded. Then I transplant to individual 3 inch pots. Under lights it takes about six months from germination to reach blooming size.

The really fun part is the anticipation of not knowing what kind of foliage or flower types you will come up with. The possibilities are endless. You will surely get foliage and flower colors and types that are completely different from either parent plant.

And who knows? Maybe you'll come up with a new plant that is destined to become a top award winner or maybe even the first true yellow violet!



WINS AWARD — Mrs. H. Steven (Suzy) Johnson of Orlando, FL, is shown with her arrangement, which won the TriColor Award for artistic arrangement at the annual show of the Central Florida AVS held at Winter Park, FL.

AFRICAN VIOLETS THE EASY WAY

MAKE AMERICA'S FAVORITE
HOUSEPLANT BLOOM FOR YOU

by
HELEN VAN PELT WILSON


In 1892, the district governor of German East Africa noticed a modest plant growing in that tropical climate. He sent seeds of these lovely plants to his horticulturally minded father, Baron von Saint Paul, in Germany.

By 1927, 10 distinct varieties of *Saintpaulia inonantha*, or African violets (as they come to be called) were known in the United States. When I first wrote about African violets in 1945, there were at least 25. Behold the multitude today! Thousands—grown by amateur and professional enthusiasts all across the nation. And today the African violet is America's favorite houseplant.

Why is the African violet so popular? First because it blooms almost continuously, its short rest periods taking only a matter of days (maybe weeks for some of the larger-flowering varieties), but never months. It buds at any light window, and under fluorescent lights is spectacular. The colors are divine—delicate pastels, rich purples, luscious pinks, dark cerise. Furthermore, it does not require the cool climate of most houseplants, but rather enjoys the same temperatures we do in our living rooms. And finally, because it's easy to propagate new plants from leaves rooted in water or vermiculite, the *Saintpaulia* is a friendly plant to share.

But perhaps you have not learned what you think of as the "trick" to making these much-admired plants bloom. "All leaves, no flowers!" you complain. Actually, it isn't a trick at all to get plants to bloom. First off, it's regular attention (daily, I have found), though not all plants need water daily; and then, providing the simple conditions that produce good health. Much too much complicated advice has been given—some of it contradictory—and when I read soil "recipes," I actually groan and understand exactly why some customers say to florists, "I can't grow African violets; they're just too difficult."

But they needn't be. Here is my easy program:



"There's really no trick to making African violets bloom," says a foremost gardening expert. "Just give them regular care and provide the simple conditions that produce good health."

Light. African violets are not shade lovers, as has been commonly supposed. They need light and will bloom profusely at any well-lighted window—that is, one not darkened by trees, a porch or nearby house walls, or at any sunny window where the brightness is tempered through most of the year by a thin curtain. However, in the short days of winter, I let my violets enjoy all the direct sunshine there is. If you give them too much sun in early spring, they "speak up" with off-color leaves or a turned edge or two. If light is inadequate, they elongate their leaf stems—they're great plants for letting you know how they feel! In a word, then, bright east, west, north, south windows—are all fine for our violets. Just give them a quarter turn regularly—say, once a week—so they will develop evenly.

For spectacular bloom, give them fluorescent light. (I've used two 20-watt Gro-Lux tubes in a 2-foot table-top fixture, and 48" fixtures with 12-to-15-inch reflectors.) If you do use fluorescent lights, set plants 7 to 10 inches from the light (5 inches for miniatures), distances measured from the tops of the plants. Keep lights on 10 hours at

first, then 12 to 14 hours—never for 24 hours, as darkness is necessary for the photosynthesis of the plants. “Violets” need more food and water when under lights, but they’ll bloom beautifully there.

Temperature. Before we were energy conscious, we were pleased that our plants enjoyed the same 75° we did. Now we rejoice that they bloom just as well at 65° to 70°, and don’t mind an occasional rise to 75° or above on warm afternoons. Watch out for temperatures below 60°, however, which are likely to check budding; and on bitter nights, for safety, slip cardboard or thicknesses of newspaper between your plants and the window glass.

Humidity. African violets delight in about 50% humidity, which is fairly high for the average home in winter. You can increase humidity by grouping your plants and by placing them on pebble or sand-filled plastic trays (buy them at your hardware store). Keep the trays filled with water up to, but always just below, the base of the pots. If you water plants from the top, excess water will drain down to the trays. Sometimes you’ll have to add more; if so, use hot water. Open vases of water will also add moisture to the air, but these serve a dual purpose: they’re a good place to root leaves.

I also like to mist or fog plants occasionally—say, about once a week—with warm water to refresh them and keep them dustfree (not in dull weather or when the sun is shining directly on them, or leaf spots may develop). A plastic “mister” offers a fine spray.

Give a thought also to fresh air. African violets don’t care for a close atmosphere, even in winter. In cold weather, I ventilate by opening a window just a crack in an adjoining room; on warm days, it stays open for hours.

Watering. Rain or distilled water is great if you care to be particular; but any water you can drink, your violets can, too. When you water, apply room-temperature water or a little warmer. If the water is full of chemicals, let it first stand overnight.

Your violets will not appreciate living in a “desert.” Neither will they enjoy swamplike conditions; in fact, probably more plants are killed by overwatering (or overpotting) than by any other disaster. The soil should feel just slightly moist; not dried out, not soggy. Water from the top or bottom, as you wish, but you must water from the top after a fertilizing and, at other times, often enough from the top to prevent fertilizer salts from collecting on the soil surface. If you do water from the saucer, remove any excess water that remains after half an hour.

Fertilizing. Soluble plant food is great for Afri-

can violets. I fertilize each time I water, except in rainy weather. I like the Peters 12-36-14 formula mixed ¼ teaspoon to 1 gallon of warm water. This constant feeding program produces fine blooms for me. Other good brands include Liqua-Vita and Miracle-Gro. My ¼ strength is usually right, but read the directions! I don’t care for the fish emulsions, even the odorless kinds, because the “flavor” lasts too long.

Soil. If you can obtain a quantity of an all-organic mix from a *Saintpaulia* specialist, that would be best of all. However, the inexpensive commercially packaged soils for African violets have made culture particularly easy. Some of these soils are dark and smooth, though, almost too rich in nitrogen. Roughen these with about one-fourth vermiculite or perlite (Terra-Lite) so roots have something to get hold of. Jiffy-Mix already contains such material. Of course, most packaged soils are sterilized, a requirement to avoid nematodes, organisms that cause rot.

Pots. You will probably receive plants in 2¼-or-2½-inch plastic pots (measured across the top). You won’t need larger pots for months. As needed, move only to 3’s and your plants can stay there a long while. Move them to 4’s only as “finals” after years of growing. African violets have small root systems and, furthermore, they bloom better when a little potbound. I prefer shallow plastic pots for mine.

Pests. We are sternly advised to segregate new arrivals for at least two months to see if they have “anything” that would contaminate our other plants. When I buy plants from reliable *Saintpaulia* specialists, I don’t do this. I know that they have been safely grown. But if I purchase them from a florist or general greenhouse where there are many kinds of plants, I do segregate them.

Grown under good conditions and given regular attention, African violets aren’t likely to get either pests or disease. Mites and mealy bugs are their most likely enemies. Stem or root rot may occur if they are overwatered or grown in unsterilized soil. So, apply a deterrent insecticide about once a month. Guard your healthy plants and you won’t have to nurse (or preferably discard) sick ones. Kelthane or Malathion is a good miticide spray. The Antrol Houseplant Bomb is easier; no mixing—just release the killing mist right from the container. If powdery mildew appears, from a too-close atmosphere, spray with Mildex or dust lightly with sulphur (Flotox). But don’t expect all this trouble; the plants of most enthusiasts never have any of this!

Dividing. Of course, you’ll want more, even if

your house is already bursting with violets. Anyway, *Saintpaulias* are plants to share. If they develop more than one crown, you can gently pull plants apart and plant each crown separately. Or you can take medium-sized leaves with leaf stems 1½ to 2 inches long and grow these in water or vermiculite until the little plants are large enough to handle and pot separately.

Hobby. Visit a grower's greenhouse to see a tremendous selection, or go to *Saintpaulia* shows. With *Saintpaulia* societies now numbering more than 21,000 members, there are likely to be African violet shows within visiting distance for you. And your pleasure will be increased if you become a member of the parent African Violet Society of America and its fine research programs (Box 1326, Knoxville, Tenn. 37901).

(Ed. Note: Reprint from Family Circle. Photo By George Nordhausen. Flowers Courtesy of African Violet Society of Staten Island, NY)

Double Potting

Jean Smith
Pasadena, TX

I've come up with an idea that I think will help solve my watering problem for my African violets . . . and I thought I'd pass it on to other AV growers. It's called double potting.

A friend uses this method and has very good results with her violets. I went over one day while she was double potting and watched her as she took some plants she'd just bought and double potted them.

She took a violet growing in a clay pot, watered it and placed it in another pot that was at least two inches in diameter larger than the clay pot. Then she stuffed a mixture of moist sphagnum peat and perlite in between the two pots, leaving about an inch of the mixture to cover the top of the clay pot.

She said that now all she had to do was to water the mixture surrounding the clay pot and this would keep the soil around her African violet moist for long periods of time. She went on to explain that this would encourage slow, healthy growth of the African violet.

She also warned me, too, that if I did any repotting and used this double potting method, my African violet would need additional water fairly often during the first few weeks, and that I should keep a close daily watch.

And she also stressed the fact that I should

never let the peat get dried out because it might be difficult to get it wet again.

Now I've double potted some of my African violets. And I hope they do as well as hers are doing.

(EDITOR'S NOTE: If you plan to exhibit your plants, check whether double potting is permissible for a show entry.)

Grace Table With Violets During Holiday Season

Now is the time to begin thinking about your holiday table settings with both Thanksgiving and Christmas rapidly approaching.

And violets can be the answer for both occasions.

Florists are already advertising their holiday arrangements — so why not design your own? They're using bubble bowls, brandy snifters and terrariums — even brim bowls and large crystal candy dishes.

So why not combine some of your African violets with nuts, fruits and even vegetables? For Thanksgiving that cornucopia or horn of plenty can be filled to overflowing with grapes, apples, zucchini and maybe an acorn squash in the midst of which are placed a few violet plants. This eye-catching arrangement can be almost the length of the table.

For Christmas why not use some of your white violets nestled in the traditional holly or evergreen boughs extending from either side of a double-branched candelabra? Or if you prefer use two or three large flat candles the length of the table. A red tablecloth would be pretty, too.

Of course, many persons prefer other colors to the traditional Christmas colors of red and green. So here's your opportunity to combine your violets with bright pink, chartreuse, green-blue decorations and Christmas ornaments.

So this year with your lovely African violets, make this Christmas as radiant and bright as a star and as full of faith as a tiny seed fulfilling its mission to humanity.

READ DIRECTIONS FOR FERTILIZING

Fertilize according to directions on the label. Do refrain from over-fertilizing for that lovely African violet may develop fertilizer burn. Be sure the label indicates the fertilizer is to be used on African violets.

from
Rev. Charles Blades

(Photos by David Buttram)



**PARSON'S
GIFT**

PARSON'S HAPPINESS





GRANGER
GARDEN
SELECTIONS

(Photos by Frank Aleksandrowicz)

CRIMSON
BEAUTY

PINK ROYALAIRE





A Foote on the Violet Path

By Grace Foote

Probably one of the busiest persons at the AVSA convention and show in Atlanta, GA was Anne Tinari, who kept busy autographing her new book, "Our African Violet Heritage," which she describes as "a 30-year romance with African violets." It was so fitting, too, to have the book off the press just in time for the convention in Atlanta, where AVSA was organized 30 years ago. In her book Anne tells of the progress and growth of AVSA, which now totals a membership of some 21,000—and also goes into detail concerning blooms and culture of African violets, common diseases and pests, propagation seed, soil, containers and plain and fancy foliage and blossoms. The book is filled with pictures of violets, from the very earliest days to the present . . . 79-year-old Katherine F. Lang of Rochester, NY, praising Max Maas' plant, 'Mary D', which she says has been blossoming continuously for the past two years . . . African violet skeptics who believe African violets are not sturdy plants should consult W. L. Wiegman of Pittsburgh, PA. A relative brought him a plant that had been her mother-in-law's. The mother-in-law had been dead 20 years. The plant had a long "neck" and a few leaves. Mr. Wiegman had just joined the Pittsburgh AVS so he took it to a club meeting and was advised to take a leaf or two for propagation. Now he has three or four plants and the club members think it is an original 'Ionanthus'. Just recently the neck broke off. So now Mr. Weigman is going to repot the plant and cut the remainder of the neck off . . . Just read an article in which it was stated that growth can only take place in the presence of an adequate supply of water within the plant. A plant remains upright only if all cells are turgid because of the presence of water. Water is an ingredient in the process of photosynthesis by which a plant makes its own food for growth. Moisture and humidity in the air keep cuttings from wilting until they have produced roots. Water is the vehicle or mode of transportation within the plant to bring nutrients up from the soil to every cell and distribute synthesized foods to other parts and cells. Through the process of transpiration of water the plant is able to keep cool. Water has an important role in plant survival and productivity. That's why African violet growers have to be careful in their watering habits. African violets don't

like wet feet. That's why watering is so important to their growth . . . Congratulations are in order for the Alamo AVS of San Antonio, TX. Arliss Robinson recording secretary, reports that the club made \$3,500 on its annual show/sale held at Wonderland Mall in San Antonio. The club members are now looking forward to another one . . . Matthew Wright wanting African violet growers to know he lives at 2707 Best Avenue, Oakland, CA 94619, instead of .84619 as previously published . . . Parker H. Spear of Warren, ME, who grows violets as a hobby under lights, delighted to learn the difference between an ordinary fluorescent tube costing about \$2 and a GE "Gro and Show" for about \$6. In an article in a Portland newspaper a General Electric spokesman, was quoted as saying the "Gro and Show" provides red and blue colored light that makes the plants look prettier and "enhance appearance. People seem to like this." Does that mean people are spending an extra \$4 just for pretty colors? "We've always said that", countered the GE spokesman . . . The AVS of Quartz Hill, CA welcoming into membership 12 new members before the summer vacation started and members are now looking forward to another great new year . . . Delia Symonds of San Francisco, CA quoting Jeanette Foster says that you can remove a water spot on a leaf by taking a broken petiole of an old leaf and rubbing it gently over the spot. She says that the water spot will disappear! How about trying it? . . . 12-year-old Taylor Lawrence of Montevalle, AL expressing delight at becoming an AVSA member. His collection of African violets has grown from seven to more than 50 within a few months . . . Dorothy Girling of Belvidere, IL, raising \$20 for the Boyce Edens Research Fund by holding an auction of all her extra plants at a meeting of the Rockford AVC . . . If you think paying 13 cents to send a first class letter is a whole lot, then think of me and my troubles. I knew there was an increase also in second and third class, too, but not like I found out. I had a request for a back issue of a magazine I had on hand. I put it in a Manila envelope, put two 13-cent stamps on it and marked it magazine. Printed material has a much, much lower rate. But to be safe, I placed another 13-cent stamp on it. I was sure 39 cents would be ample postage. However, to make sure, when I got to the post office I

took my place in line — and it was a long line despite two windows being open. When I finally got to the window, I asked the young woman if I had enough postage on it. She weighed it and said, "No. Postage will be 45 cents." 45 cents!! I sputtered and wanted to argue, but what's the use? I meekly found six cents in my purse and gave it to her. So now, please act accordingly. If I'm to send you something, please send postage to cover!



COMING EVENTS

(Please send notices of "Coming Events" directly to the Editor; not to the Knoxville office. See Page 3 (Strictly Business—Your Business) for deadlines).

NOV. 9 — AVS of Minnesota to hold workshop/plant sale at the Har Mar Shopping Center, County Road B and North Smelling Avenue, in Foseville, MI. Activities set for both afternoon and evening, Public invited.

FEB. 12 — Alamo AVS' annual artistic display/plant sale, "LOV—Is African Violets", Wonderland Shopping Mall. Co-chairmen, Mrs. V. F. Fritsch, Mrs. Chas. Spengler, Mrs. Byron Taggart; president, Mrs. J. R. Pittman.

MAR. 12-13 — Air Capital Society of African Violets of Wichita, KA to hold judged show/plant sale, "Violets—You've Come a Long Way 1890—1977" at Century II convention center downtown Wichita, Mar. 12, 12 noon-6 p.m.; Mar. 13, 9 a.m.-6 p.m.

MARCH 26-27 — Miracle Strip AVS' 19th annual show, "Hawaiian Violet Reveries", Municipal Auditorium, Panama City, FL. Chris Huebscher, chairman. Mar. 26, 3-8 p.m.; Mar. 27, 1-5 p.m.

MARCH 30-APRIL 1 — Dixie AVS Convention/Show, Ramada Inn, Alexandria, LA. Dr. J. B. Jung, 5916 Cherokee Lane, Alexandria, LA 71301, president. Awards chairman, Mrs. Frank Huebscher, 3920 W. 16th St., Panama City, FL 32401.

APRIL 15-16 — Town and Country AVS, Inc., 13th annual show, "Violets Down on the Farm", St. James Lutheran Church, Straw Church Circle, few miles east of Phillipsburg, NJ on Route 22, Co-chairmen, Mrs. Cornel Plebani and Mrs. Lewis J. Papp. April 15, 3:30-8 p.m.; April 16, 10 a.m.-7 p.m.

USE RIGHT POTS

African violets need large enough pots to develop good root systems. Small plants should not be placed into large pots, but neither should they be allowed to get root bound.

Please send Coming Events and ALL articles for the Magazine to the Editor — NOT to the Knoxville office.

Violet Problems Overcome

Mrs. Lester J. Andersen
Box 367
Limon, CO 80828

At last my violets are blooming and doing well. I tried for several years to grow a violet or two from time to time but never had much success getting blossoms. In 1969 some of us women in our town organized the Jolly Violet Club and since then I have tried harder than ever to grow violets.

Here in Eastern Colorado our humidity is often low and the only place in our house for my plants was on a table in the southeast corner of our living room, right over an electric baseboard heater. There the air is really dry. Our windows are high and the sills are narrow, so I cannot grow plants in the windows.

My husband built a table with three levels; the top one is even with the window sill and there are lights on the other two shelves. There are one Gro-Lux tube and one Cool White on each. They burn 13 hours a day. There is a time switch that turns them on and off. I am using only the middle shelf as at present I have only 16 violets, one gloxinia, and a few "baby" violets.

We had galvanized trays made and in them we have "chicken grits" upon which we place the pots. After we saw the article about Mr. Keller's "miniature greenhouse" we decided to build us a similar greenhouse. We bought heavy, wide plastic and put it around the table with a curtain in front that can be lifted when caring for or showing my plants. There are spaces at the front corners where the plastic does not meet so the plants have ventilation.


I finally decided the only thing lacking was more humidity, so I began pouring warm or hot water on the gravel, but not very deep. Some of my plants are wicked and the others sit on plastic lids so the moisture is just in the air around the plants. I pour the warm or hot water on the gravel once or twice a week or whenever the water is evaporated.

Only a few days after I started using the water on the gravel, buds started forming and ever since the plants have grown and bloomed.

I feed my plants as I water using a weak solution of fertilizer — Hyponex, Plant Marvel, Schultz Instant, Rapid Gro, or Stim-u-Plant. I keep water in the reservoirs (margarine tubs) under the wicked pots and water the unwicked plants when the top soil is dry.

I now enjoy my plants and in turn they grow more beautiful each week. What a joy they are for me!

STARS AND STRIPES FOREVER
Arrangement by Ray Lange



HOME SWEET HOME
Arrangement by Ray Lange

REGISTRATION REPORT



Adele Tretter
4988 Schollmeyer
St. Louis, MO 63109

The following registrations have been received during the period from May 31, 1976 through July 31, 1976.

SHIRLEE'S LAVENDER CREAM 2862 L-OX
7 d S 6/3/76
Mrs. Donald E. Sands, 1701 India Rd., Opelika,
AL 36801

GRANGER'S CAMEO QUEEN 2863 W 23 d S
7/13/76

GRANGER'S GRANADA 2864 R-OX 239 d S
7/13/76

GRANGER'S JIM DANDY 2865 D-BV 23 d S
7/13/76

GRANGER'S LAVENDER BELLE 2866 O 23
d S 7/13/76

GRANGER'S MONACO 2867 WB-E 23 d S
7/13/76

GRANGER'S PINK FASHION 2868 M-P 239 d
S 7/13/76

GRANGER'S PINK NEMBUS 2869 L-PW-E
239 d S 7/13/76

GRANGER'S RED FLAME 2870 R-O 239 d S
7/13/76

GRANGER'S RED GOLD 2871 R-O 279 d S
7/13/76

GRANGER'S RED KNAVE 2872 R-O 239 d S
7/13/76

GRANGER'S REGALAIRE 2873 D-BW-E 239
d S 7/13/76

GRANGER'S SUNBURST 2874 D-PRC 35 sc S
7/13/76

GRANGER'S SYLVAN BLUE 2875 M-B 23 df
S 7/13/76

GRANGER'S WILDFIRE 2876 R-OW-E 239 df
S 7/13/76

Granger Garden's, Medina OH 44256

RESERVATIONS

The following reservations have been received during the same period as above.

ALLIE FENN 6/5/76 Reserved by Mrs. Robert
M. McGill, Box 206, Jackson, LA 70748

*JIMMY CARTER * ROSALYNN CARTER*
6/2/76 Reserved by Ron Nadeau, 2104 Butter-
field, Maryland Heights, MO 63043

*ABBY * DOLLY * RACHEL* Reserved by Geo.
J. Ball Inc., Box 335, West Chicago, IL 60185

*LADY OF LOVE * MARY'S LOVE* Reserved
by Mary M. Mahen, 326 Big Bend, Valley Park,
MO.

CORRECTIONS

BERGEN HILDA SCHUTZ 2865 was misspelled
in the March registration list. It was spelled Schulz
and should have been SCHUTZ.

Change *REED'S PICCADILLY* to *PICK-A-
DILLY*

SPARKLE PLENTY 2786 was listed in the
March magazine as Annalee V. She would like it to
be *SPARKLE PLENTY* 2786 D-PR-E dc L,
2/12/76, Annalee Violetry

MASTER VARIETY NO. 3

The Master Variety Number 3 shou'd be ready
some time in November. Please do not send me the
requests for it. It may be purchased from the
Knoxville office. The address is in the column
YOUR BUSINESS in the front of the magazine.

When sending me letters which need to be an-
swered, please send an addressed stamped en-
velope. No return envelope, no answer.

TEST FOR THRIPS

Thrips are so small they are not easily seen but
if you suspect their presence, gently blow on the
blossom. If you have thrips, you'll see 'em come
running out from the center of the blossom. One
evidence of thrips presence is holes in the pollen
sacs and pollen dust streaks on the blossom.

Affiliate 'appenings

(ED. NOTE: Please follow style used by magazine when sending in your show reports. Sorry but we have no space for theme descriptions. Readers want to know names of winning violets and winners. To conserve space, group winners with their plants as shown in the following reports):

Sally Smith won Best in Show with 'Fanfare' and sweepstakes with 22 blue ribbons as well as numerous other awards at the AVS OF SAN FRANCISCO'S 'Bloomburst '76' Show". Ms. Smith's other awards included best single, 'Garnet Elf', best double, 'Fanfare', best variegated foliage, 'Rosy Lou', best 'Edith V. Peterson', best Constantinov introduction, 'Edith V. Peterson', AVSA Best Collection (gold rosette), 'Fanfare', 'Gypsy', 'Garnet Elf'. Other winners were: Best in Show runner-up, 'California Giant', sweepstakes runner-up with 20 blue ribbons; best white, 'Miriam Steel', best Western, 'California Giant', 2nd best Western, 'Westdale Lavender Sparkle', 3rd best Western, 'Silverado', Cecile Amber; Novice Class, 2nd runner-up to Best in Show and best miniature, 'Icicle Trinket', 2nd best, 'Sassy Lass', best gesneriad, 'Summer Shine', best miniature, 'Tiny Blue Bells', Ted Khoe; best semiminature, 'Nymphly Fly', Edna Rosenthal; Novice Class, 2nd novice, 'Tangiers', Jean Du Pertius; 3rd best novice, 'Lavender Spice', Don Du Peritius; best unusual container, 'Dolly Dimple', Alice Black; best arrangement, 'Oh, Beautiful', best artistic planting, "Reverence", best trailer, 'Groteii Goes Modern'; most blue ribbons in design division, Marion Bruce; best entry of Dates' bustle leaf, 'Kaneland Beauty', Louis Ambler.

THE TWILIGHT AVS held its first show, "In the Beginning", at the Austin, TX Area Garden Center with Judy Buck as show chairman. Out of 51 entries, 41 blue, 8 red, and 2 white ribbons were awarded. Winners were: Best in show, 'Edith V. Peterson', Dianne Thomas; best white, 'Butterfly White', Linda Welsh; Plants earning 95 points or more were: 'The Parson's Pride', Mary Ann Nelson; 'Arctic Mist' sport, 'Glorious Maria', 'Janey Briscoe', Kathy Doig; episcia 'Ember Lace', 'Nancy Reagan', Jerry Thomas; artistic planting with minigloxinia, unnamed gloxinia, Linda Welsh; 'Pique Pixie', 'Beginner's Luck', Kay Valenta; 'Lil' Red Wagon', Pat Gorzycki; episcia 'Cleopatra', Bessie Hatherly. The judges wrote helpful comments on the entry cards, and also awarded a blue ribbon to Kathy Doig's educational exhibit.

THE MONTGOMERY (AL) AVS held its 6th annual show, "America, the Beautiful". Winners were as follows: Queen, 'Pure Innocence', Junior Queen, 'Coral Skies', Mrs. Joe Coats of Demopolis, AL; Opposite Queen, 'Wild Flame', Mrs. Donald Sands of Opelika, AL; Opposite Junior Queen, Mrs. Jeff Fuller of Montgomery.

MERRIMACK VALLEY AVS of Lawrence, MA held its 9th annual show, "Violets - Yesterday - Today - Tomorrow" with Margaret Proposki as show chairman. Winners were: Best in Show, 'Pink Blueberry', Best Jumbo, 'Pink Blueberry', AVSA Collection Award (gold rosette), 'Nancy Reagan', 'Polly', 'Chanticleer', Lillian Prior; 2nd Best in Show, 'Delft Imperial', 3rd Best in

Show, 'Rhapsodie Astrid', Best Semiminature, 'Bloomburst', Sweepstakes (most blue ribbons), Richard Blustein; Best Miniature, 'Pink Bud', Ernestine St. Aubin; Best Seedling, 'Jr. 14', John Roberge; Best Unusual Container, 'Chanticleer', Irene Provencher; Best Novice, 'Rhapsodie Candy', Yvonne Mosson.

THE SWEET WATER AVS of Long Island, NY presented its first annual show/sale, "Violets Honor America". Winners were: Queen of Show, best variegated, 'Night Magic', best mini, 'Little Cheer', best semi, 'Royal Trinket', horticulture sweepstakes, 20 blue ribbons, New York Collection of three minis, 'Tidee Bug', 'Window Blue', 'Little Dogwood', New York State origination, 'Silver Champion', Junior Queen, best novice, 'Garnet Elf', Miss M. Weber; largest violet, 'Double Black Cherry', best terrarium, best bottle garden, best gesneriad, 'Tricolor', design sweepstakes Mrs. K. Rutmayer; best Rhapsodie, 'Claudia', Mrs. W. Borgatta; best mini trailer, 'Pixie Blue', horticulture sweepstakes runnerup, 16 blue ribbons, 2nd best gesneriad, 'Little Imp', best bubble bowl, Mrs. P. Grasso; NYS Collection of three minis, 'Midget Valentine', 'Tiny Ellie', 'Knee Hi', best dish garden, best arrangement, design sweepstakes runnerup, Mrs. J. Weynand; artistic planting, Mrs. J. Pigart.

SURBURBAN AFRICAN VIOLET FRIENDS of San Mateo, CA held their first show with Judy Mitchell as chairman. Winners were: AVSA Best Collection Award, (gold rosette), 'Garnet Elf', 'Blue Storm', 'Lizeta', best of show, 'Lizeta', best single, 'Firebird', best in aquamatic planter, 'Westdale Sassy', Kathryn Myers; AVSA 2nd Best Collection (purple rosette), 'Creekside Moonbeam', 'Midnight Echo', 'Jolly Giant', sweepstakes, largest, 'Shells of Pearl', best arrangement, No. CA Council Award, 2nd best 'Westdale Velvet Improved', 3rd best 'Westdale Sassy', first runnerup to best in show, 'Jolly Giant', Judy Mitchell; 2nd runnerup to best in show, best miniature, 'Tiny Fantasy', Muriel Warwick; sweepstakes runnerup, NO. CA Council award, 1st 'Westdale Velvet', Harriet Poss; best terrarium, Georgine Freisleiben; best novel container, Shirley Isreal.

"Violet Spirit of '76" was the theme of the ALBUQUERQUE AVC's 8th annual show with Mrs. William J. Hutchison as show chairman. Award winners were: Best of Show, 'Regina', AVSA Collection (gold rosette), 'Regina', 'Garnet Elf', 'Starshine', best single, 'Starshine', best gesneriad, 'Columnea Orange Beauty', best artistic award, 'What the World Needs Now', Saintpaulia sweepstakes award (16 blue ribbons) and award of appreciation for educational display, Mrs. Delmar L. Longmire, club president; best double, 'Blue Flair', best edged, 'Secret of Venue', best variegated, 'Lilian Jarrett', best in class, 'S. Freckles', Mrs. Charles H. Staat; best miniature, 'Baby Dear', best arrangement, 'String of Pearls', Mrs. Charles

Iskra; best semiminiture, 'Icicle Trinket', best miniature trailing violet, 'Pixie Pink', Tom New; best in class, 'S. Dollbaby', Mrs. James Chadwick; best Rhapsodie, 'Patricia', Mrs. C. D. Townsend; most floriferous, 'Chanticleer', Mrs. Murray C. Fox; best violet trailer, 'Violet Trail', Mrs. William J. Hutchison; Gesneriad sweepstakes, Mrs. Joseph M. Finnie; best small design, 'Little White Lies', Mrs. James Ballog; best dish garden, 'America the Beautiful', best terrarium, 'Shenandoah', arrangement design sweepstakes, Mrs. Thomas J. Schmierer; small design sweepstakes, Mrs. William F. Fry.

BERGEN COUNTY AVS' 19th annual show, "The Violets Are Coming", was held in Dumont, NJ, with Jean Meyer as chairman. Award winners were: Sweepstakes for most blue ribbons, Mrs. Pat Christen; runnerups, Muriel Kaiser and Anna Ardizzone; Queen of Show, 'Purple Queen', best Rhapsodie, 'Gigi', club award, 'Bergen Strawberry Shortcake', best single, best semiminiture, 'Blue Chips', Lois Buschke; Honor Maid, 'Miriam Steel', best variegated foliage, 'Bergen Lila Baxter', best mini, 'Tiny Pink', best blooming gesneriad, best miniature gesneriad, columnea 'Bonfire', best project plant, 'Lily White', Princess, 'Strawberry Shortcake', Magda Kummich; best semiminiture, 'Blue Sprite', Lucille Loughlin; best non-member, 'Mary D', Gerald L. Stephens.

Winning entries in the **LONG ISLAND AVS'** 22nd annual show, "Spirit of '76" of which Howard Kroll was chairman were as follows: Sweepstakes with 24 blue ribbons; 'Night Magic', best over 12" and best variegated, best single, 'Purple Gold', best red 'R. Monique', best registered variety originating in New York State, (Tricolor Rosette), 'Amazing Grace', AVSA best collection (gold rosette), 'Tommie Lou', 'Nancy Reagan', 'Plain & Fancy' (which received a special award by Judges) Grayce Godfrey; second best in show and second best under 12" 'Pixie Trail', best Long Island origination and best Gesneriad Violetry intro., 'Hauppauge', best gesneriad, 'Smithiantha hybrid', Sandy Weynard; second best over 12", 'Granada', also best club project plant, best double pink, 'Betty', best double white, 'Regina', Betty Raskopf; best double purple, 'R. Elfriede', Eleanor Hiltzman; runnerup to sweepstakes with 17 blues, best miniature, 'Little Red', best novice arrangement, Patricia Hengeveld; best in show and best under 12", Gloria Hall; best semiminiture, 'Cherry Hill', best collection of 3 semiminatures, NYSAVS (Tricolor rosette) 'Cheer U', 'Lover', 'Cherry Hill', Ellie Bogin; novice class, 'Blue Jay', Gert Buckley; 'Swan Lake', (best Annalee Violetry intro.), Ruth Alexiechick; second best registered variety originating in NYS, (red rosette) 'Amazing Grace', best collection of 3 minatures NYSAVS (tricolor rosette) 'Blue Spirit', 'Midget Mischief', 'Midget Flame', best bottle garden, Martha Tucker; second best collection of 3 minatures, NYSAVS, 'Tip Top', 'Lil Surprise', 'Violet Charm', highest scoring entry in arrangement and best in section, Suzette Smith; best miniature gesneriad, S. puscilla, second highest scoring in arrangements, Edna Heagney; best Episcia, 'Faded Jade', Carol Kostulias; best underwater arrangement, Margaret Gelstou; best entry in design division, artistic planting, "The Spirit of '76", Marie Frank, Edna Heagney and Marie Frank tied for sweepstakes in design division.

"African Violets In Our American Heritage" was the theme chosen by the **FIRST AUSTIN AVS** Austin, TX for its 1976 show. Some 4,000 visitors joined with the

Society in its Bicentennial celebration. Winners were: Mrs. L. F. Lidiak, 'Starshine', best horticulture specimen; 'Blue Excitement', second best specimen; 'Pink Philly', single blossom; 'Manelta's Fanfare', double; 'Blue Boy', purple or blue; 'Miriam Steel', white blossom; 'Just Peachy', variegated foliage; 'Beginners Luck', best of variety; 'Dora Baker', semiminiture; 'Pixie Blue', society project plant; 'MC', best aquamatic planter; 'Garnet Elf', under 12", 'Happy Cat', Texas hybridized; 'Betty Lynn', Austin hybridized; 'Irene M', Irene Meier hybrid; and 'Blue Bender', Utz hybrid. AVSA Collection Award (gold rosette), 'Miriam Steel', 'Manelta's Fanfare', and 'Blue Excitement', horticulture sweepstakes, and artistic planting; Mrs. Wesley Diver, 'Tina', best red blossom; 'Betty Nelson', geneva edged; 'Serenity', ruffled foliage; 'Blue Monday', third best aquamatic planter; and the AVSA Collection (purple rosette) 'Tina', 'Orion', and 'Serenity'; Mrs. Derald Beuhs, 'The Queen', best pink; Mrs. R. L. Pritchett, 'Dolly Dimples', miniature and 'S. Pendula', species; Mrs. S. W. Townsend, 'Pixie Blue', miniature trailer; Mrs. Terrance R. Leary, best arrangement, best terrarium, 'Pixie Blue', unusual container; Mrs. H. K. Garber, 'Tommie Lou', second-best aquamatic; Mrs. A. T. Culbertson, 'Peach Frost', novice; Mrs. Wade Hudnall, best artistic planting, 'Trail Blazer', standard trailer; Mrs. Fred C. Young, 'E. Cleopatra', episcia; Mrs. John McNallie, 'E. Helen O.', gesneriaceae-family; and Mrs. W. H. Balzen, 'E. Silver Sheen', hanging basket; Mrs. B. A. Wilkins, second best arrangement; Mrs. C. D. Templeton, sweepstakes rosette, Award of Merit, arrangement.

TOWN AND COUNTRY AVS of Painesville, OH held its annual show with Evelyn Haas as show chairman. Winners were: AVSA Collection Award (gold rosette) 'Little Mountain', 'Katy Di', 'Lullaby', Tri-color Award, 'Little Mountain', Jacquelyn Mercer; AVSA 2nd best (purple rosette) 'Tiny Fantasy', 'Mexicali Rose', 'Tiny Sparkles', Rebecca Swaney; Ohio State Award, (pink rosette) 'Miss Buffy', 'Artic Mist', 'Gene Garner', Award of Distinction, 'Sheer Beauty', Donna Maruschek; Ohio State Award (blue rosette) 'Superfection', 'Bright 'N Beautiful', 'Wendy', sweepstakes, Catherine Hawley; Award of Merit, 'Crimsunny', Thelma Page.

THE FIRST AVSC of Ashtabula presented its 19th annual show, "Violets In Grandmother's Kitchen" and was appropriately staged with antique items found in kitchens of yesteryear. Mrs. John Williams of Ashtabula served as General Show Chairman. Awards were as follows: Mrs. Harold Armstrong, best of show, 'Ballet Karla'; second best, 'Rhapsodie Audry'; third best, 'Rhapsodie Monique'; AVSA Collection first award, 'Crimsunny', 'Lullaby', 'The Parson'; Ohio State Collection first award, 'Lydia', 'Precious Garnet', 'Pink Viceroy'; best plant of Hawley origination, 'Crimsunny'; sweepstakes, (most blue ribbons); single white, 'Southern White Stag'; double white, 'Faith'; double red, 'Rhapsodie Monique'; double bi-color, 'Ballet Audrey', blooming episcia, 'E. Noel', 'E. Ric Rac', non-blooming episcia, 'E. Ruby', 'Red Dress'; other gesneriad, 'Streptocarpus Host II'; geneva edge, 'Rhapsodie Audrey'; Mrs. Francis Luce, design division, terrarium; Mrs. John Ellis, single blue, Granger seedling; variegated foliage, 'Peppermint'; non-blooming episcia, 'E. Ember Lace'; miniature gesneriad, sinningia, 'Bright Eyes'; Mrs. Joseph Oscar for staging, single coral, 'Coral Cascade'; double pink, 'Rhapsodie Jupiter'; Mrs. John Williams, double blue, 'Oh My'; plant in unusual container, (more than one African violet), Artistic planting, 'Hodgepodge'; Mrs. Clyde Rosaa, Miniature, 'Midget Midnight';

Double bi-color, 'Rose Mist'; Mrs. Williams Hopkins, semiminiature, 'Little Dogwood'; Artistic planting, "Cup of Tea"; Mrs. John Torma, artistic planting, "Old Rugged Cross"; Mrs. John Baird, plant in unusual container (one African violet); Mrs. Charlotte Weber, educational exhibit; others receiving ribbons were Mrs. Lleen Acierno, Mrs. Helen Mayes, Mrs. Edwin Nobotny, Mrs. Niles Niemenen, Mrs. Viola Van Allen, and Joseph Oscar.

Deep Pots For Show

Lloyd E. Haslup
200 East A Street
Port Hueneme, CA 93041

When just before a violet show you are entering, you find you have a small neck and cannot fill in any more soil, try using a deep pot the same size at the bottom as at the top.

Let's say you are using a 6½" tub that is 6½" at the top and 4½" at the bottom. Most pots that we buy are smaller at the bottom than at the top, but some large pots can be bought with the bottom the same size as the top.

To keep from having to cut some of the root ball, causing your show violet to go into shock, use a "deep pot". All you have to do is to fill in more soil at the top because you have two extra inches at the bottom in which to plant your violet.

Her's another way: Six months before Show Time, pot your violet in a deep pot and grow it for show. Just fill the bottom of the "deep pot" with two inches of Sponge-Rok. This way you can be sure you can lower or re-pot your violet without too much shock. All you have to do is remove the extra Sponge-Rok and lower it back into the same pot and fill in with soil.

This extra Sponge-Rok also acts as very good drainage and keeps you from worrying about over-watering. I always use the large Sponge-Rok for drainage.

Then A Violet Grew

(This lovely little poem was written by Josephine Jenke, Denver poet and known to her friends as "Denver Jo", as a tribute to Ella Kiesling, Denver hybridizer, in appreciation of her work with the AVS of Denver, Chapter I. One of Mrs. Kiesling's seedlings was named 'Denver Jo').

A leaf, a root . . . A bud, a bloom . . . A stem that gently drew . . . A flow of beauty . . . From the soil . . . And then a violet grew . . . I dare not feel . . . I will not say . . . It was my love and care . . . For this, I know . . . And rightly so . . . The Hand of God was there.

Let's Make History!

Mrs. Mary A. Johnson
3802 W. North Aire Place
Tucson, AZ 85704

Now is the time for all good miniature African violet growers to come to the aid of their hobby!

Did you ever notice how few of our Commercials cater to miniature and semiminiature AV growers? Every year I search through the plant society magazines for commercials that have the "wee ones". Every year I send for lists. Every year I inquire about my "favorite madness." Of course, I have been able to find some (I now have 206 violets). But it is getting increasingly difficult for me to find many that I do not have in my collection.

Have you been able to find the older varieties listed? This is where I'm completely stumped! I can buy the newer varieties but the older ones still elude me. Where, oh where, are they hiding?

So, I have come up with a project: Why not start a Living History of Miniature African Violets? Like other serious collectors, I've often wondered how the minis came to be. I know from reading articles by Lyndon Lyon that quite a few have S. Shumensis in their genetic background. O.K. But what happened next?

Being the "mini AV nut" that I am, I am seeking for information as well as the older varieties. Could you help me? I promise to answer all letters. Also, do you have the older varieties that you could share with me? Or do you know of anyone who might share them with me?

It's my sincere belief that if we do not preserve these older varieties of the "Wee Ones" through propagation and distribution, they'll be lost to future generations of growers.

YOU HAVE ANY SUGGESTIONS?

Ann Richardson, AVSA Convention Program chairman, would appreciate suggestions for interesting speakers who might be used at conventions.

If you know of such interesting speakers — perhaps you've heard them or heard of them from other violet people — let Mrs. Richardson know. We've had dynamic speakers in the past, whose knowledge of violets or research on America's No. 1 houseplant have added much to convention programs.

Please send such a person's name, address and subject, if possible, to Mrs. J. A. W. (Ann) Richardson, RR1, Box 70, Tavares, FL 32778.

Former Referee Exchanges Sports for African Violets

Mary Ann Houpe
Memphis, TN

What do athletics and African violets have in common?

Edward C. (Ed) Bronson would tell you that working with either requires patience and determination.

For 30 years, the Illinois native was a sports official.

"I traveled all over the country on a major college level," said the former basketball and football referee, who has a den wall of plaques recognizing his efforts.

In his work in the Big Ten Conference, he called the shots on sports supermen like Oscar Robertson, Jerry Lucas, John Havlicek and Bill Bradley.

Officiating was his avocation. He also called shots as manager of Walgreen's Memphis Physical Distribution Center until his retirement in 1973 after illness and surgery.

"When I was in the hospital here, I received an African violet as a gift," said Mr. Bronson, who is now partially paralyzed. "That's what triggered the whole thing," he said of his new hobby — growing African violets. "When I got out of the hospital I read everything on violets I could get my hands on."

From Madison Square Garden to the Cow Palace, being a most unpopular fellow at times to crowds of several thousand never bothered him during his career of calling it as he saw it. He compared the often unflattering comments of coaches and crowds who loudly disagreed with his calls as "like studying with the radio on."

"You just concentrate on what you're doing," said Mr. Bronson, who knows you need just a whistle and a striped shirt to be the "bad guy" to unhappy fans.

A little concentration and such interest is all African violets require. Most people think they are difficult to grow, said Mrs. Bronson, because "it takes time to get them to the maturity to bloom."

"African violets are easy to grow under normal house conditions," said Mr. Bronson, looking at some of his approximately 100 varieties.

"They require a temperature of 72-80 degrees in the daytime. A drop of 10 degrees at night is ideal."

Best type of containers, he said, are wick pots.



BRUNSON VIOLETS — Here are Mr. and Mrs. Edward C. Bronson looking over some of their many plants on a fluorescent-lighted plant stand. Bronson, a former Illinois sports official, gave up sports for violets after surgery in 1973.

"The plants take in the amount of water and nutrients as needed."

"They have to have light, 12 to 16 hours fluorescent, or they can be grown in any window," said the member of two Memphis violet clubs who has lectured on the subject. Mr. Bronson holds membership in the Memphis and Shelby County AVS and the Bluff City AVC, the former Frayser AVC, which recently changed its name.

Each of the myriad violet varieties has an official name registered with the African Violet Society of America ranging alphabetically from 'Abe Lincoln' to one velvety-skinned variety called 'Zig Zag.'

The Bronsons, who have two sons in college, live in Germantown where 'Claudia', 'Marta', 'Gigi' and even 'Nancy Reagan' are among the green beauties that bask in fluorescence on a special plant rack in the dining room.

However, there isn't a single variety so far in the violet world dubbed with a sports-related name.

"If there were, he'd have it," said Mrs. Bronson of her husband.

Said Mr. Bronson quickly with a smile, "Well, we did just report one variety called 'Triple Threat,'"

COMMERCIAL MEMBERS

- AND THEN THERE WERE PLANTS: Sharon Leebern & Theresa Thompson, 3800 Cody Rd., Columbus, GA 31907
- THE AFRICAN VIOLET HOUSE: Mrs. Bettie Worthington, 5218 S. Shepherd at Bissonnet, Houston, TX 77006
- AFRICAN VIOLETS BY JODI: 2818 Rio Grande, Austin, TX 78705
- AFRICAN VIOLETS, INC.: Box 2967 Deland, FL 32720
- MRS. HOWARD ALEXANDER: 2449 W. Illinois Ave., Dallas TX 75233
- ANNALEE VIOLETRY: 29-50 214th Place, Bay-side, NY 11360
- ANNIE LAURIE: Mrs. A. T. Culbertson, 805 Mariner 'Lakeway', Austin, TX 78746
- JOSEPH ARTH: 9 Banbury Lane, Commack, NY 11725
- DONALD L. BAKER: 2433 Kingscliff Dr. N.E., Atlanta, GA 30345
- MRS. EDWARD BARNABY: Rt. 1, Vicksburg, MI 49097
- MRS. ROY BARTEL: 6409 W. Wilbur Ave., Milwaukee, WI 53220
- TOM BATH: P. O. Box 1966, Ft. Collins, CO 80522
- BAYOU GARDENS/FLORIST & GREENHOUSE: 2302 Old Rd., P. O. Box 874, Friendswood, TX 77546
- BAYOU VIOLETS: 721 Rosalie, Lake Charles, LA 70601
- THE BEHNKE NURSERIES: P. O. Box 106, Beltsville, MD 20705
- MRS. JEANETTE BELLON: Box 11, Montegut, LA 70377
- BENKE'S GREENHOUSE: Bilter Rd., Rt. 1, Box 235, Aurora, IL 60504
- BERMA PLASTICS CO., INC.: Aquamatic Planter Div., P. O. 534, Bardonia, NY 10954
- BERRY'S AFRICAN VIOLETS: 1832 Turner Rd., Houston, TX 77016
- BETTY'S VIOLETRY: Mrs. Elizabeth Mestovich, 9282 S E Yamhill, Portland, OR 97216
- BLAIR'S VIOLETS: 213 Alhambra Ave., Vallejo, CA 94590
- BLANCHETTE'S AFRICAN VIOLETS: c/o Mrs. Jos. Blanchette, 481 S. Wilson Rd., Radcliff, KY
- BONNEVILLE NURSERY: Burton S. Johnson, 1118 W 450th N. Provo, UT 84601
- MRS. BETSY S. BRILL: 1853 Reliez Valley Rd., Lafayette, CA 94549
- W. C. BROOKS: 123 Perklewood Cr., Cumming, GA 30130
- R. A. BROWN & SONS CO: 55 Wesley St., P. O. Box 487, Newnan, GA 30263
- BUELL'S GREENHOUSES, INC: Mr. and Mrs. Albert H. Buell, P. O. Box 218, Weeks Rd., Eastford, CT 06242
- CHRISTINE M. BURTON: 5070 N. Ivy Rd., N.E., Atlanta, GA 30342
- J. DAVID BUTTRAM: P. O. Box 193, Independence, MO 64051
- MRS. DEAN CALLAHAN: Waleska, GA 30183
- CAPE COD VIOLETRY: Mr. and Mrs. John Cook, 28 Minot St., Falmouth, MA 02540
- CAPITOL PLANTS: Box 5155, Capitol Station, Charleston, W. VA 25311
- F. I. CARTER & SONS: 1630 M Street, Tewksbury, MA 01876
- CASEY'S AFRICAN VIOLETS: 218 Beley Ave., Mattydale, NY 13211
- CERRI FLOWERS INC.: 9528 - RTE 49, Marcy, NY 13403
- CHAMPION'S AFRICAN VIOLETS: Mrs. Duane L. Champion, Rt. 2, Clay, NY 13041
- CHASE PARK PLAZA HOTEL: 212 N. Kingshighway, St. Louis, MO 63108
- CHRISTINE'S FLOWERLAND: Christine M. Diggs, 118 Lexington Ave., P. O. Box 626, Lake City, SC 29560
- D. H. CONRAD: 1339 Taraval St., San Francisco, CA 94116
- COUNTRY CORNERS YARD & GARDEN CENTER: Rt. 4, Box 216 C, Joor Rd., Baton Rouge, LA 70805
- CREATIVE NATURE CENTER: c/o Mrs. E. B. Pullar, 411 New Karner Rd., Albany, NY 12205
- BERNICE CRESSON: Rt. 2, Box 253, Kannapolis, NC 28081
- CRESTWOOD VIOLETRY: 7314 Jarvis St., Springfield, VA 22151
- CROSS HARDWARE CO.: P. O. Box 66, Iron City, GA 31759
- JODI DAVIS: 2818 Rio Grande, Austin, TX 78705
- DELIA'S ORIGINALS: 2506 Sacramento St., San Francisco, CA 94115
- DENISON'S GREENHOUSES: Sproul & Betty Roads, Springfield, PA 19064
- DERHODES GREENHOUSE: Walter or Ruth Derhodes, Lower Elkton Rd., Rt. 2, Leetonia, OH 44431

- DODE'S GARDENS: c/o Mrs. James B. Whitaker, 1490 Saturn St., Merritt Island, FL 32952
- ANTHONY J. DONDERWITZ: Rt. 1, Massena, NY 13662
- ENGEL'S AFRICAN VIOLETS SHOP: Matthew Engels, Box 46, E. Palmyra, NY 14444
- ERNST NURSERY: Marion L. Ernst, 221 S E 70th St., Gainesville, FL 32601
- EVERSON'S HOUSE PLANTS: 4328 S. Salina St., Syracuse, NY 13205
- DAVID K. FEETER: 16 Ramblewood Drive, North Chili, NY 14514
- MRS. R. O. FINCHER, JR: Box 1124, Canton, GA 30114
- FISCHER GREENHOUSES: Linwood, NJ 08221
- MR. AND MRS. E. A. FISHER: 32 Downsview Ave., Downsview, Ont., Canada
- FLORES DE PUERTO RICO, INC.: c/o Ulrich Englert, Box 656, Vega Alta, P.R. 00762
- GESNERIAD HOUSE: Floyd O. Chrysler, 140 Petworth Crescent, Agincourt, Ont., Canada M1S 3M5
- THE GREEN HOUSE: Mr. and Mrs. James R. Anderson, 9515 Flower St., Bellflower, CA 90706
- GERTRUDE'S VIOLETS: 1214 Common, Lake Charles, LA 70601
- GRANGER GARDENS: 1060 Wilbur Road, Medina, OH 44256
- GTE SYLVANIA, INC: Dr. Donald Job, 60 Boston Street, Boston, MA 01970
- H & V AFRICAN VIOLETS: 4341 S 46th St., Lincoln, NE 68816
- HAMMOND'S AFRICAN VIOLETS: Elson and Ann Hamond, 5418 Lake Killarney, Waco, TX 76710
- HAPPY VIOLETS: Mrs. Margaret Waugh, Rt. 1, Box 482, Talladega, AL 35160
- DOROTHY HEATHERLY: P. O. Box 16, Kingsland, TX 78639
- HEAVENLY VIOLETS: Mrs. Mary V. Boose, 9 Turney Pl., Trumbull, CT 06611
- HI HILL GARDENS: Rt. 1, Eppers (York Co., PA 17319
- HILTON DAHLIA FARMS: Max E. Maas, 870 Mountain Ave., Springfield, NJ 07081
- MRS. JULIETTE HOLMES: Rt. 1, Box 347 A, Doty Hill Rd., Wellsburg, NY 14894
- HOUSE OF VIOLETS: Bernice Douglas, 113 N. Glenbrook Dr., Garland, TX 75040
- THE HOUSE OF VIOLETS: Ralph and Charlyne Reed, 936 Garland, Camden, AR 71701
- HURRICANE HILL GARDENS: Stephanie Calder, Rt. 3, Box 339 Notch Rd., Skowhegan, ME 04976
- THE HY-TROUS CORPORATION: P. O. Box 411, Beverly, MA 01915
- JEFFERSON CERAMIC MOLD: Albert Hartman, P. O. Box 713, Metairie, LA 70004
- JUDY'S VIOLETS: Rt. 1, Box 111, Silverhill, AL 36576
- JUNIPER RIDGE FARM, Range Road, Windham, NH 03087
- MICHAEL J. KARTUZ: 92 Chestnut St., Wilmington, MA 01887
- ALBERT KEHL FLORIST: 4214 Cleveland Ave., N.W., Canton, OH 44709
- KENROSE & CO: c/o K. A. Badman, P. O. Box 134 Eastwood, 2122 NSW Australia
- MRS. GORDON KINSER JR: Rt. 1, Box 152, Carmine, TX 78932
- KLINKEL'S AFRICAN VIOLETS: 1553 Harding St., Enumclaw, WA 98022
- KOLB'S GREENHOUSES: Earl and Natalie Kolb, 725 Belvidere Rd., Phillipsburg, NJ 08865
- KRIDLER NURSERY: Rt. 3, Box 244, Mt. Pleasant, TX 75455
- ALBERT G. KRIEGER: 1063 Cranbrook, Jackson, MI 49201
- KROGMAN'S VIOLETRY: Mr. and Mrs. William J. Krogman, 1325 Parkway Drive, Brookfield, WI 53005
- MRS. WM. H. KUNTZ JR: 2404 Homedale Cr., Austin, TX 78704
- LES BELLES FLUERS: 2402 Taylor Ave., Ogden, UT 84401
- LOUISE FLOWERS: 2115 Ave. F, Nederland, TX 77627
- LOUISE'S GREENHOUSE: P. O. Box 767, Sour Lake, TX 77659
- LYKE'S AFRICAN VIOLETS: Dorothy Lyke, East Bethany, NY 14054
- MR. & MRS. LYNDON LYON: 14 Mutchler St., Dolgeville, NY 13329
- M & S GREENHOUSE: c/o Shirley Reber, Rt. 3, Box 605, Marshall, TX 75770
- MRS. C. N. McWATERS: 8114 Langdon Ln., Houston, TX 77036
- MARY-RAY VIOLETS: Mr. and Mrs. Raymond Stewart, 5007 Terry Dr., Alton, IL 62002
- MARY'S AFRICAN VIOLETS: Mary E. Hofer, 19788 San Juan, Detroit, MI 48221
- MARY'S HOUSE OF VIOLETS: 33 Saquoit St., New York Mills, NY 13417
- MASON'S GREENHOUSE: Curtis and Florence Mason, 1321 Bald Hills Rd., Rt. 2, Warwick, RI 02886
- McGOUGH'S AFRICAN VIOLETS: 1012 Mitchell Rd., Houston, TX 77037
- MILLER'S AFRICAN VIOLETS: 129 Manor Dr., Syracuse, NY 13214
- NATURE'S WORKSHOP: c/o Cheridah Lewis,

- 9841 Brentwood Dr., Santa Ana, CA 92705
 THE PARK NURSERIES, INC: 1200 St. Clair Ave., St. Paul, MN 55101
 J. A. PETERSON SONS: 3132 McHenry Ave., Westwood, Cincinnati, OH 45211
 MRS. D. E. PHIPPS: RR I, Paris, Ont. Can. N3L 3E1
 THE PLANT GALLERY: c/o Teresa A. Bandel, Rt. 3, Pleasant Run, Bldg. 4-13, Canastota, NY 13032
 POWDER HILL VIOLETS: Mr. and Mrs. Max Zavisza, 100 Abbe Rd., Enfield, CT 06082
 POYNORS' GREENHOUSE: Mrs. Vera Poynor, Rt. 2, Box 107-J, Hammond, LA 70401
 MRS. ARNOLD PRUTSMAN: Troupsburg, NY 14885
 RAMSEY'S GREENHOUSES: Harriet Scott, 168 By Pass Rd., Pikeville, KY 41501
 RICE'S VIOLETRY: 1334 Lang Rd., Oconomowoc, WI 53066
 RIENHARDT'S AFRICAN VIOLETS: 4463 W. Seneca Tpk., Rt. 2, Syracuse, NY 13215
 RINGER CORPORATION: 6860 Flying Cloud Dr., Eden Prairie, MN 55343
 ROSE KNOLL GARDENS: Mrs. Jeff Rhoades, Assumption, IL 62510
 SAN FRANCISCO PLANT CO.: Mrs. Robert Flora, Box 1191, Burlingame, CA 94010
 SANMAR'S VIOLETRY: c/o Miss Sandra Lex, 70 Enfield Ave., Toronto, Ont. Can M8W 1T9
 SCHMELLING'S AFRICAN VIOLETS: 5133 Peck Hill Rd., Rt. 1, Jamesville, NY 13078
 SCUDDER'S VIOLETRY: 1929 Walton Lane, Rt. 5 Box 372, Beloit, WI 53704
 MRS. JENNIE SPROUTZ: 17572 Fraser, MI 48026
 THE STEM N BOOT SHOP: c/o Mary A. North, 223 Greenville St., Newman, GA 30263
 SUNNYSIDE NURSERIES, INC.: P. O. Box 4836, Hayward, CA 94540
 SWIFT'S AFRICAN VIOLETS: 10339 Ferguson Rd., P. O. Box 28012, Dallas, TX 75228
 MRS. HENRY THOMASSON: 1404 Lansdowne Dr., Denham Springs, LA 70726
 TICKNOR'S AFRICAN VIOLETS: R. D. 1, Co. Rt. 37, Central Sq., NY 13036
 TINARI GREENHOUSES: 2325 Valley Rd., Huntingdon Valley, PA 19006
 TONE ART FARM: Rt. 87, RFD 2, Lebanon, CT 06249
 TONKADALE GREENHOUSES: Robert G. Anderson, 3739 Tonkawood Rd., Minnetonka, MN 55343
 THE TROPICAL FISH, HOUSEPLANT, BOOK & GIFT PL.: P. O. Box 5545, Whitnel, NC 28645
 TUBE CRAFT, INC.: 1311 W. 80th St., Cleveland, OH 44102
 UTOPIA GREENHOUSE: Mrs. Jeanne Giannagzi, P. O. Box 201, Hayesville, NC 28904
 HOWARD UTZ: 10017 Sahara, San Antonio, TX 78216
 THE VILLAGE GREENERY 1: c/o Greg Lee, 1526 Village Ln., Pomona, CA 91767
 MR. & MRS. GEORGE F' VINCENT: 96 Paul Molbert Rd., Judice, Duson, LA 70527
 THE VIOLET CELLAR: 4 Andrews Ave., Binghamton, NY 13904
 THE VIOLET GALLERY: Mrs. Barbara Trost, 200 Plum St., W. Monroe, LA 71291
 THE VIOLET HOUSE: c/o D. Maduro and J. D. Rice, 15 SE 4th Ave., Gainesville, FL 32601
 VIOLET NOOK-KERY: c/o Dorothea Wagner, 364 Kelseytown Rd., Clinton, CT 06413
 THE VIOLET ROOM: c/o Mrs. Jean C. Dolan, 168 Thimble Island Rd., Stony Creek, CT 06405
 THE VIOLET SHOWCASE: 3147 S. Broadway, Englewood, CO 80110
 VIOLETS ATLANTA: c/o Janet Stone, 2581 Piedmont Rd., NE, Broadview Plaza, Atlanta, GA 30324
 VIOLETS ETC: c/o Miss Carolyn Porath, 3047 S 38th St., Milwaukee, WI 53215
 VIOLETS GALORE OF GEORGIA: Jim and Jean Wright, 3482 Misty Valley Rd., Decatur, GA 30032
 VOLKMANN BROS. GREENHOUSE: 2714 Minert St., Dallas, TX 75219
 THE WALKERS: Mrs. George C. Walker, P. O. Box 150, Luling, TX 76648
 LAWRENCE P. WANGSNESS: 410 Pawling St., Madison, WI 53704
 WEBSTER'S HOUSE OF VIOLETS: Mrs. Sumner S. Webster, School St., P. O. Box 203, Tilton, NH 03276
 WESCO: c/o David C. Allen, 3804 Noriega St., San Francisco, CA 94122
 WILSON BROTHERS: Roachdale, IN 46172
 WOOD'S AFRICAN VIOLETS: Proton Station, Ont. Canada N0C 1L0

AFRICAN VIOLETS INSPIRE POEM

By Cecille G. Block

The 'American Beauty,' 'Ann Spencer,' was 'All Aglow' over the 'Autumn Splendor' and the 'Cornflower Blue of the sky, followed by a 'Red Sunset.' Feeling lonely, 'Beaming Becky Lynn' was a 'Welcome Stranger' to share the beauty, and was given a 'Warm Welcome.' The 'Purple Shadows' of the 'Mediterranean Dusk,' almost 'Iridescent,' seemed 'Heaven Sent,' the trees like 'Cut Velvet.' Later, a 'Silver Moon' reflected 'Silver Waves' of 'Serenity,' a 'September Song' of 'Violet Beauty' and 'Tranquility.'

SHOWS AND JUDGES

(NOTE: All rule changes relating to show, judges, and judging will become effective December 1, 1976.)

SHOW PROCEDURE

- A. An African violet show should have the following committees: General Show Chairman, Staging, Schedule, Entries, Classification, Publicity, Judges, Hospitality, Cleanup and Properties.
- B. For duties of above committees, see the **AFRICAN VIOLET HANDBOOK FOR JUDGES AND EXHIBITORS**.

GENERAL SHOW RULES

- A. All varieties shall be accepted in the specimen classes of convention shows except in the collection class which shall be limited to registered varieties, all of which shall be of the same type, either standards, miniatures, semiminiatures, or trailers, either standards or miniatures.
- B. Plants for specimen classes, seedlings, and those in the unusual, novel, or decorative containers shall have been in the possession of the exhibitor at least three months and shall be planted in the container.
- C. Specimen plants in amateur and commercial classes shall be single crown except plants in the species and trailer classes which may be multiple crown.
- D. All plants with suckers shall be disqualified from single crown classes.
- E. Seedlings (never before exhibited at an AVSA convention show) shall have been grown from seed by the exhibitor or rights released by hybridizer, the exhibitor or rights released by hybridizer.
- F. Pots or containers for specimen plants shall be in proportion to the size of the plant. Any shape of pot for specimen entries shall be permitted in convention shows, but pots shall be uniformly covered. Local show committees shall have the authority to make their own rule as to type of pot permitted.
- G. No special labels shall be allowed on plants in the show.
- H. No flared-top pots, supports or collars shall be permitted under foliage.
- I. There shall be classes for commercial exhibitors in horticulture, and they shall not enter amateur classes. They may enter the design classes.
- J. The height, width, and depth of niches for all design classes must be stated in the schedule.
- K. A card shall accompany all entries in design classes giving the names of varieties used, together with description of all other materials. This rule shall be included in convention schedules. It should be followed in affiliate shows, if possible, but is not mandatory.
- L. In arrangement sections, some classes using fresh-cut African violet blossoms, with or without other cut plant material, shall be included. The schedule may also include classes in which only African violet foliage, with or without other plant foliage, is featured.
- M. At convention shows, commercial and amateur exhibitors shall be permitted to dismantle their displays after the show closes on Friday.
- N. For rules covering AVSA awards, refer to awards.
- O. The number of educational entries in the convention

show shall be limited to three entries, the space to be allowed each educational exhibit shall be determined by the local show committee.

- P. In affiliate shows, judges shall be permitted to use National Council scales of points for judging any classes in the design division for which AVSA does not have a scale of points.
- Q. If AVSA Collection Awards are offered in an affiliate show, all AVSA members shall be eligible to compete unless there is a rule in the schedule stating that it is limited to local affiliate members.
- R. In affiliate shows, all schedules shall include a rule that only blue ribbon plants and designs are eligible for any special awards.
- S. In affiliate shows, a separate class may be included for any hybridizer's plants, if agreeable with the local members, providing the rule of no special labels is observed.

COMMERCIAL SHOW RULES

- A. General: Same rules and regulations shall apply as for amateur entries, where applicable, such as time for entries, time for dismantling, et cetera.
- B. No colored lights which distort or enhance the color shall be allowed on commercial displays at convention shows.
- C. Specimen plant class: Commercial horticulture division.
 - 1. Entries shall be open to all AVSA commercial members who do not have display table entries.
 - 2. An exhibitor may enter any number of African violets, species, or other gesneriads but only one plant of the same variety in each class.
 - 3. Any number of seedlings may be entered provided they have been originated by the exhibitor or released rights given in writing.
- D. Collection class: Rules governing AVSA Collection Awards shall apply.
 - 1. Entries shall be open to all AVSA commercial members who do not have a display table.
- E. Display tables (for plants only, not for merchandise)
 - 1. Entries shall be open to all commercial members who do not have an entry in the commercial horticulture division.
 - 2. Each display table shall contain not less than 15 and not more than 25 plants. Three miniatures or semiminiatures shall count as one specimen plant and be judged as one unit.
 - 3. The display shall be predominately (at least 75%) African violets.
 - 4. Other gesneriads may be included in the 25 plants and will be judged.
 - 5. All plants shall be single crown plants except species and trailers.
 - 6. No other plant material, such as ivy or philodendron, shall be used in decorating or staging the display.
 - 7. Plants shall be merit judged by the appropriate AVSA scale of points.
 - 8. Each plant entered in competition for New Introduction Award shall be labeled designating it

as such: new introduction, seedling, et cetera. These plants shall be judged by the AVSA scale of points for seedlings.

9. Entries for New Introduction Award shall have been originated by the exhibitor or released rights given in writing and not previously shown at an AVSA convention.
10. The host group shall provide three-tiered tables in the show room for commercial display table entries. Tables will be uniform in size, cover and sign for commercial names.
11. The Best Display Table award shall be awarded to the exhibitor who receives the highest number of points accumulated as follows: blue rosette, 15 points; red rosette, 13 points; white rosette, 10 points; blue ribbon, 5 points; red ribbon, 3 points; white ribbon, 1 point.
12. Sheets shall be prepared for judges to record points won and total to show how trophies are determined for Best Display Table.

DEFINITIONS

Amateur grower: One who grows African violets for pleasure and not as a business; one who pays individual membership dues.

Bloom stalk: A spray of blossoms on a stem that grows between the leaves.

Bubble bowl: A transparent container either enclosed showing a bubble at the top or open at the top having a design under water and which shall be an entry in the arrangement section of the design division. Do not deduct points if air bubbles are present.

Bud: An unopened or partly open blossom. In a flower show, buds cannot qualify as blossoms except in seedlings, sports and mutants.

Collection: A group of specimens, minimum of three plants, judged for its horticultural value. Number of potted plants may vary from 3 to 6 depending on whether they are standard or dwarf.

Commercial grower: All persons or firms who advertise consistently and/or sell one thousand (1,000) or more African violet plants or leaf cuttings annually or who manufacture or advertise for sale, fertilizer, disease and insect control materials, equipment, tools, or any other merchandise pertaining to or applicable to growing African violets.

Condition: The physical growth of a plant at the time it is judged.

Cultivar: Named horticultural variety as distinguished from a natural variety of a species.

Disbud: To remove buds or bud stems in order to hold back the blossoms opening until a later period, such as at exhibition time.

Dish garden: A planting in any open type container planted in soil. It may be planted in clear glass, dishes, or any other type of container, but it must not have a cover.

Display: Usually an exhibit covering an exact area of floor space planned for decorative effect and cultural perfection and judged as such.

Disqualify: To remove an exhibit from consideration of the judges because of some defect which is the exhibitor's fault or did not conform to schedule. When time permits, the reason for disqualification should be written on a card and placed by entry.

Eliminate: To remove an exhibit from the consideration of the judges which for some reason (disease, etc.) would have little chance to win an award.

Enlarged pistils: Varieties showing early formation of enlarged pistils while the blossoms are still fresh but have not dropped are not to be considered as seed pods.

Entry: A single plant or unit before it is placed in a specific class in the show.

Exhibit: Once an entry is accepted by the classification committee it becomes an exhibit. This also applies to educational exhibits entered for noncompetitive purposes.

Foliage: The leaf of a plant.

Geneva varieties: Only those with white edge around the blossom.

Hybrid: A plant grown from seed as a result of breeding or cross-pollinating different varieties or species.

Miniature plant: The average size mature plant may be up to 6 inches across; blossoms can be any size with 6 to 12 blossoms per plant; foliage small.

Multicolored blossom: Those with two or more colors.

Niche: A recessed space. No part of the plant material should touch the sides or back; neither must it extend beyond the limits of the box.

Pedicle: The stem supporting a single flower in a cluster.

Peduncle: The main stem in a flower cluster.

Petiole: The part of the plant between the leaf and stalk; usually called the stem.

Seedling: A plant grown from seed of an original plant.

Semidouble blossom: A blossom having more than five petals, such as an extra crest or tuft at the center of the blossom, but less than a full row of secondary petals.

Semiminiature plant: The average size mature plant may be up to 8 inches across; leaf and blossom size optional; may be large or small with 6 to 20 blossoms per plant.

Shadow box: A recessed lighted space with a complete frame, such as a picture frame; which has shadows projected on the background or has shadows silhouetted on a translucent foreground.

Sport or mutant: Plants which differ in some characteristics from the parent.

Standard Show: An African violet show sponsored by one or more AVSA affiliates conforming to AVSA requirements as set forth in the AVSA Standard Show scale of points; not a violet section of a show sponsored by a garden club, horticultural society, other plant society, exposition or fair.

Sucker: The beginning of a new plant which forms near the base of the plant or in the axil where the petiole joins the main plant stem and which has developed four leaves with no evidence of bud formation.

Terrarium: A planting in soil in a transparent, covered container, and which shall be an entry in the artistic planting section of the design division.

Two-tone: A blossom with light and dark values of the same color.

Variegated foliage: Foliage having a combination of two or more of the following colors: white or light green, rose, red, wine, coppery pink, cream, chartreuse and dark green.

Variety: Plants with characteristics which remain the same for a group of plants in the same family or genus. Any group of lower rank than a species.

JUDGING POLICY

- A. Accredited AVSA judges shall judge specimen plant classes. National Council judges may serve on panels for judging design classes and/or the AVSA Standard Show Award.

- B. Three judges shall serve on each panel or group of judges.
- C. In judging specimen plants, no special consideration shall be given any particular method of lighting used in their culture.
- D. At convention shows, the gesneriad section shall be checked for proper labeling and identification before judging.
- E. One gesneriad judge shall be included, if possible, in the panel which judges gesneriad classes other than African violets.
- F. In judging a specimen plant, buds shall not be considered as blossoms except in judging seedlings, sports, and mutants.
- G. The number of points (according to the scale of points) necessary to win ribbons shall be: blue, 90 - 100 points; red, 80 - 89 points; white, 70 - 79 points.
- H. In case of a tie in the number of blue ribbons for sweepstakes, red ribbons, and if necessary white ribbons, shall be counted.
- I. The scales of points used to judge specimen plants in the commercial division shall be the same as that used for specimen plants in the amateur division.

SCALES OF POINTS*

- A. Horticulture classes
 - 1. Specimen plants
 - a. Leaf pattern or form30
 - b. Floriferousness25
 - c. Condition20
 - d. Size and type of bloom15
 - e. Color of bloom10
 - 100
 - 2. Specimen African violet trailers
 - a. Form25
 - b. Floriferousness25
 - c. Condition25
 - d. Size and type of bloom15
 - e. Color of bloom10
 - 100
 - 3. Seedlings, sports, and mutants
 - a. Leaf pattern or form20
 - b. Floriferousness25
 - c. Size of bloom15
 - d. Condition10
 - e. Color of bloom10
 - f. Improvement or different from named variety20
 - 100
 - 4. Plants in unusual, novel or decorative containers.
 - a. Leaf pattern or form25
 - b. Floriferousness20
 - c. Relation to container15
 - d. Condition15
 - e. Size and type of bloom15
 - f. Color of bloom10
 - 100
- B. Design classes
 - 1. Plantings: Naturalistic or woodland scenes, terrariums, dish gardens, et cetera.

- a. Design and arrangement of planting40
- b. Suitability of material25
- c. Condition15
- d. Color combination10
- e. Distinction10
- 100

- 2. African violet arrangements
 - a. Design35
 - b. Color combination20
 - c. Distinction and originality15
 - d. Relation to container10
 - e. Condition10
 - f. Suitability of combination of all materials10
 - 100

- C. Yearbooks — Maximum size 5½" x 8½"
(Points shown in brackets indicate how total points are divided)
 - 1. Cover5
 - a. Design (1)
 - b. Distinction and originality (1)
 - c. Design related to violets, program theme or locale of affiliate (1)
 - d. Identification - affiliate name (½); city (½); state (½); year (½) (2)
 - 2. Title page5
 - a. Organization date (1)
 - b. AVSA affiliation(s) (1)
 - c. AVSA affiliation date (1)
 - d. Number of members (1)
 - e. Number of AVSA members (1)
 - 3. Other pages10
 - a. Index page (see 4a)
 - b. Club roster with name (½); street or box number (¼); city (¼); state (½); zip (¼); phone number (¼); asterisk or other mark to identify AVSA members (1)(3) members (1) (3)
 - c. AVSA names & addresses an affiliate needs: Name (¼); street or box number (¼); city and state (¼); zip (¼) for each of the following: AVSA President (1) AVSA Affiliate Chairman (1) AVSA Best Varieties Compiler .. (1) AVSA Knoxville Office (1)
 - d. Affiliate officers (1)
 - e. Affiliate committee chairmen .. (1)
 - f. Affiliate AVSA representative .. (1)
 - 4. Functional quality of yearbook5
 - a. Index page (1¼)
 - b. Durable cover and pages to withstand normal use (1¼)
 - c. Neatness (1¼)
 - d. Beauty (1¼)
 - 5. Programs - minimum of 7 study program meetings35
 - 6. Public display of violets10
 - 7. Project(s) supporting AVSA10
 - a. Donations to AVSA Boyce Edens Fund or AVSA

*Details and guidelines may be found in the 1975 revision of the AFRICAN VIOLET HANDBOOK FOR JUDGES AND EXHIBITORS by Ruth G. Carey.

Booster Fund	(6)
b. AVSA magazine subscription gift	(2)
c. Other AVSA proposed continuing projects	(2)
8. Percentage of membership who are AVSA members	10
(2e divided by 2d = 10 points if 100%)	
9. Quality of programs according to AVSA objective(s)	5
a. Clarity of program presentation .	(2)
b. Evaluation of depth of study . . .	(3)
10. Quality of projects according to AVSA objectives	5
	<hr/>
	100
D. AVSA Standard Show	
1. Theme and schedule	8
a. Originality and suitability of theme	(4)
b. Clear and specific schedule	(4)
2. Staging	20
a. Originality	(7)
b. Practicality	(5)
c. Unity	(4)
d. Beauty	(4)
3. Horticulture division	30
a. Quality of specimens	(10)
b. Number of specimens	(8)
c. Correct and legible labeling	(7)
d. Percentage of club exhibiting . . .	(5)
4. Design division	20
a. Quality	(8)
b. Interpretation of schedule	(7)
c. Distinction and originality	(5)
5. Educational objectives	12
a. Educational display	(8)
b. AVSA information	(4)
6. AVSA Collection Awards	10
a. Entries, if any, either amateur or commercial, or both	(5)
b. Gold rosette, either amateur or commercial, if awarded	(3)
c. Purple rosette, and/or second gold resette, either amateur or commercial, if awarded	(2)
	<hr/>
	100

JUDGING SCHOOLS

- A. A judging school shall be held in any section where there is sufficient interest provided a qualified teacher can be secured to teach the class.
- B. Rules for local chairmen of judging schools:
 - 1. Each group holding a judging school shall have a local chairman whose duties shall be complete supervision of the school regarding time, location, registration fee charged, and expenses, and any other arrangements necessary for the school.
 - 2. The local chairman shall send to the AVSA Shows and Judges Chairman for application blanks on which to register the school The school shall be registered with the AVSA chairman for at least two months from the date the application is received. No judging school shall be approved for an enrollment of less than 5 AVSA members.
 - 3. AVSA recommends that the course and ex-

amination be held on different days. However, if not possible, allow a study period before the examination is held. The examination shall be held within one week after the class is taught. At the close of the class, each student shall fill out an evaluation sheet of the teacher. The local chairman shall mail the evaluation sheets to the AVSA chairman.

- 4. If the local chairman takes the examination, someone else shall be secured to proctor the examination and mail the papers to the teacher.
- 5. The expenses which shall be paid by the local group shall include the teacher's fee, travel, and hotel expenses. Also reimbursement to teacher for printing examination questions, point-score sheets and mailing examination papers to students.

JUDGES

- A. AVSA shall hold a course for qualifying judges at each AVSA convention.
- B. Only AVSA members shall be eligible to hold a qualified judging school certificate.
 - 1. Judges shall be required to grow at least 25 African violet plants consisting of 15 registered varieties and shall continue to meet this requirement as long as they remain judges.
- C. To be eligible for a certificate a student shall:
 - 1. Attend the entire session to be eligible to take the examination when a judging school is held for just one day. Attend at least one day to be eligible to take the examination if the school is held for more than one day.
 - 2. Make a grade of 70 or above on the written examination.
 - 3. Point-score judge three African violet plants as a part of the examination.
 - a. As one question, 10 points shall be given if the student's score on all three plants meets the requirement of 5 points above or below the teacher's score; 7 points if the score on two plants meets the requirement and 3 points if the score on one plant meets the requirement.
 - b. Comments shall be part of the requirements for point-score judging.
 - c. Students point-score judge individually, not in panels.
 - 4. Present to the teacher his AVSA membership card showing he is an AVSA member in good standing.
- D. Certificates shall expire three years from date of issue.
- E. Certificates may be renewed by taking a judging school course at any AVSA convention or local school approved by AVSA. To become Lifetime Judges, see requirements for such certificates.
- F. A certificate shall automatically expire if the judge is not an AVSA member in good standing. However, if AVSA membership is renewed within three months such judge shall be eligible to resume judging.
- G. Judges shall not charge for judging shows other than traveling and hotel expenses.

LIFETIME JUDGES

- A. AVSA shall issue lifetime certificates to qualified

judges who have observed the following rules and regulations:

1. Shall have been a qualified AVSA judge for at least six years.
2. Attended at least three judging courses approved by AVSA, making a grade of 85 or above on each of them.
3. Judged five African violet shows sponsored by any affiliate or AVSA convention show. At least three of the above shall have been judged by panels.
4. Shall keep informed of all new rules pertaining to shows and judges published in the AFRICAN VIOLET MAGAZINE and latest edition of the AFRICAN VIOLET HANDBOOK FOR JUDGES AND EXHIBITORS.
5. Shall always grow at least 50 African violets consisting of at least 25 registered varieties.
6. A judge whose certificate has expired may renew. After the renewed certificate has been effective for one year, such a judge may apply for lifetime certificate. Qualifications earned before the certificate expired may be included when submitting qualifications for the lifetime certificate.
7. A fee of \$1.00 shall be submitted to AVSA Shows and Judges Chairman for a set of questions with spaces for answers. The fee shall cover printing and mailing expenses. Notice of application shall be in the September issue of the AFRICAN VIOLET MAGAZINE. Answers shall be mailed by November 1 of the current year for three consecutive years after which answers shall be required every third year. Passing grade of 93 shall be required.
 - a. Failure to submit review examination shall automatically invalidate certificate.
 - b. Lifetime judges whose grade on review drops below the required 93 shall be dropped as lifetime judges. They shall be permitted to retain a status of qualified judge for a one year period. After this one year period, they may apply again with review questions. Should they fail a second time, they shall go back to regular judge status for one year after which they will be required to attend a judging school every three years.
 - c. Judges shall be permitted to use the AFRICAN VIOLET MAGAZINE or AFRICAN VIOLET HANDBOOK FOR JUDGES AND EXHIBITORS in answering questions
8. Upon receiving a grade of 93 on first review questions, a permanent gold lifetime certificate shall be issued. Thereafter, a regular certificate will be issued showing the date when the next questions will be due.
9. If attending AVSA convention, they shall serve as judges or clerks if needed.
10. When applying for lifetime certificate, \$1 fee for the questions shall be submitted to the AVSA Shows and Judges Chairman with the following information:
 - a. List of all AVSA judging school courses taken, grade, teacher, date, city, and state of each class.
 - b. Names of affiliates of five shows judged, also dates, city, and state.
 - c. For each show judged (with exception of

convention shows) schedules, signed by local judges chairmen, shall be submitted.

d. No information, schedules, or other material shall be returned unless a stamped envelop is sent.

11. Lifetime certificates shall be revoked if judges fail to follow the rules and regulations of AVSA.

TEACHERS

A. Requirements:

1. To be eligible for a teacher's certificate, an applicant shall have:
 - a. Been an AVSA member for five years.
 - b. Completed three judging school courses, making a grade of 90 or above on each, over a five year period.
 - c. Served as a qualified judge for at least three shows during the last three years before applying.
2. The applicant shall compile a list of 25 questions and answers based on information in the AFRICAN VIOLET HANDBOOK FOR JUDGES AND EXHIBITORS. Answers shall be given in the applicant's own words with the exception of rules which may be quoted verbatim. When these requirements are satisfactorily completed and the application approved, the AVSA Shows and Judges Chairman shall issue a teacher's certificate. AVSA Shows and Judges Chairman may revoke a teacher's certificate if the rules are not followed.
3. If AVSA sponsors a class for teachers, they shall attend if possible.
4. Teachers, except those holding lifetime certificates, shall be required to renew their judges' certificates every three years, maintaining a grade of 90 or above on each examination thereafter. AVSA judges' certificates may be issued only for a judging school taught by a qualified AVSA teacher.
5. Teachers desiring to become lifetime judges shall be required to meet the same qualifications as other lifetime judges.

B. Rules:

1. Upon receiving a request to teach a school, teachers must submit to AVSA Shows and Judges Chairman for approval a complete set of the exact questions and answers in the order in which they will be given to the students, at least four weeks prior to the date of the class. These questions shall be returned within two weeks from the date submitted for approval.
2. There shall be nine main questions with either 2, 5, 6 or 10 parts under at least 5 or 6 of the questions and one question allotted for point scoring. A different set of questions shall be submitted for each class.
3. Teachers shall check AVSA membership card of every student taking course and examination at each school held to ascertain if each student is a member in good standing. Students who are not AVSA members may take the course, but they shall not be eligible to receive certification.
4. Teachers shall give students a three-hour course in lecture work plus the point-score judging which shall follow. Teachers shall grade papers

for each school. It is not necessary for the teacher to hold the examination, but the teacher shall point-score judge the three plants which the students judge as part of the examination. Student point-score judging shall be at the close of the lecture period. If the local chairman serves as proctor of the examination, the chairman shall mail the examination papers to the teacher. Teachers may purchase the point-score sheets at \$1 per 50 from the AVSA Shows and Judges Chairman.

5. Teachers shall be permitted to charge a fee of \$15 to \$25 for each school taught in addition to travel and hotel expenses. Teachers shall also be reimbursed for point-score sheets, printing and examination questions, and mailing examination papers to students.
6. When the school is approved, the AVSA Chairman shall send roster sheets to the teacher who shall return them typed in duplicate with a space between each name. Each student taking the examination, including those who do not receive a passing grade, shall be listed by number alphabetically with address and grade. Within three weeks after the class is held, the teacher shall mail the AVSA Chairman the roster sheets with point-score sheets and examination papers of three students, one whose grade is 90 or above, one medium and one low grade. The AVSA Chairman shall return the examination papers and judges certificates to the teacher who shall then mail them to the students within two weeks.

SOCIETY AWARDS

ELIGIBILITY – CONVENTION SHOW AWARDS

- A. Exhibitors in both amateur and commercial divisions shall be AVSA members in good standing.
- B. Organizations entering yearbooks shall be affiliates.

REQUIREMENTS – CONVENTION SHOW AWARDS AMATEUR DIVISION

- A. Only blue ribbon winners in the entire show shall be eligible for special awards.
- B. No special labels shall be allowed on plants in the show.
- C. Plants shall be registered varieties published in the AMERICAN VIOLET MAGAZINE prior to date of convention show to be eligible for society awards.

TYPES OF AWARDS CONVENTION AMATEUR DIVISION

- A. AVSA Silver Cup shall be awarded to best registered variety in designated classes.
- B. Award of Merit Rosette and \$15 cash shall be awarded to second best registered variety in designated classes.
- C. Honorable Mention Rosette and \$10 cash shall be awarded to third best registered variety in designated classes.
- D. AVSA Collection Awards:
 1. Gold rosette shall be given, when all requirements are fulfilled, to the best collection ex-

hibited as an entry in the collection class.

2. Purple rosette shall be given, when all requirements are fulfilled, to the second best collection exhibited as an entry in the collection class.

TYPES OF AWARDS CONVENTION COMMERCIAL DIVISION

- A. Silver trophies shall be awarded to the exhibitors of the display tables receiving the 1st, 2nd and 3rd highest number of points and an Honorable Mention Rosette to the exhibitor receiving the 4th highest number of points.
- B. The New Introduction Award (plaque) shall be awarded to the hybridizer of the best new introduction.
- C. The Commercial Silver Cup shall be awarded to the exhibitor of the best registered variety exhibited by a commercial member who does not exhibit in the display table section.
- D. The AVSA Collection Awards:
 1. Gold rosette shall be given, when all requirements are fulfilled, to the best collection exhibited as an entry in the class for collections.
 2. Purple rosette shall be given, when all requirements are fulfilled, to the second best collection exhibited as an entry in the class for collections.
- E. Blue, red and white rosettes as merited by competitive judging shall be awarded for
 1. Horticultural perfection - all plants considered as a group.
 2. Best new introduction.
- F. Blue, red and white ribbons as merited by merit judging shall be awarded exhibits in commercial horticulture division classes, collection class and for plants on display tables.
- G. A pink rosette shall be awarded to the best plant on each commercial display table. This rosette shall have no point value and shall not be included in the accumulation of points.

AVSA MEMBER SWEEPSTAKES AWARDS

- A. Silver bowls, not exceeding four inches in diameter, shall be awarded to the four AVSA members who win the most blue ribbons in specimen classes in shows sponsored by affiliates during the calendar year from January 1 through December 31.
 1. The President or Secretary of the affiliate shall send to the AVSA Awards Chairman by March 1 the following information:
 - a. Name of organization
 - b. Name and address of member
 - c. Number of ribbons won
 - d. Dates and places of shows.
 2. In case of a tie, the winner shall be selected by a drawing of names.
 3. Winners shall be announced at the annual banquet.

YEARBOOK AWARDS

- A. Four awards shall be given by AVSA as follows: first, \$15; second, \$10; third, \$5; fourth, \$4.

MISCELLANEOUS AWARDS

- A. Bronze Medal for Horticultural Achievement.
 - 1. The recipient need not be a member of AVSA.
 - 2. Two awards may be given, if warranted; one in the field of scientific effort and one for other horticultural achievement.
 - 3. This award is not required to be given each year.
- B. Past President's Pin. A special pin designated as "Past President's Pin" shall be presented to each AVSA President upon retirement from office. This pin to be selected by the Awards Committee.
- C. A Distinguished Service Certificate may be awarded to Honorary Life Members who have continued to give outstanding service to the society.
- D. A special wallet card and certificate shall be given to all Honorary Life Members.
- E. A purple ribbon may be given at convention shows for special exhibits or display such as yearbooks, educational tables, show themes, et cetera.
- F. On recommendation of the Publications Committee, no more than five (5) President's Citation Certificates, size 5" x 7", may be given for outstanding articles in the AFRICAN VIOLET MAGAZINE, June through March issues.
- G. Continuing Service Award shall be given only to those persons who have previously received the Honorary One Year membership award. Not more than three may be given per year.
- H. Blue and red rosettes for affiliate magazines or newsletters in two competitive classes: (1) 16 pages or less; (2) more than 16 pages.

AWARD MEMBERSHIPS

See Bylaws, Article II, Section 3.

AVSA COLLECTION AWARDS (gold and purple rosettes)

- A. Awards may be given
 - 1. At annual convention show.
 - 2. At an African violet show which is sponsored by one or more AVSA affiliates. The award may not be requested for a violet section in a show sponsored by a garden club, horticultural society, other plant society exposition, or fair.
 - 3. If the convention show schedule has classes for the AVSA Collection Awards, the Awards Chairman shall have two sets of these awards available for the show.
 - 4. These rosettes shall be the same for local and convention shows.
- B. A collection shall be comprised of three different registered varieties all of which must be of the same type either three standards, three miniatures, three semiminiatures, or three trailers either standard of miniature.
 - 1. A collection shall be exhibited in a separate class in show.
 - 2. Registration number of each variety shall be given on the point-score form.
- C. Exhibitor shall be an AVSA member in good standing and shall present AVSA membership card as evidence.
- D. Exhibitor may enter only one collection in a show.
- E. Judging

- 1. Shall be by three AVSA judges.
 - 2. Each plant shall be point scored.
 - 3. To be eligible for these awards, each plant shall score 90 or more points.
 - 4. Gold rosette shall be awarded to best collection.
 - 5. Purple rosette shall be awarded to second best collection.
 - 6. Each plant shall be given the blue, red, or white ribbon to which it is entitled, and such ribbons shall count towards sweepstakes.
 - 7. The plants shall be eligible for any other special awards.
 - 8. The entire horticulture section of the show shall be judged by AVSA standards and by qualified AVSA judges.
 - 9. Judges shall present AVSA membership cards and judges' certificates as evidence that they are members and judges in good standing.
- F. Any affiliate may apply, once during the calendar year from January 1 through December 31, for one set of these awards for amateur exhibitors and one set of these awards for commercial exhibitors. These awards are available for shows sponsored by an affiliate or for shows jointly sponsored by two or more affiliates. These awards are not available for shows if any joint sponsor is not an affiliate or if the same organization is included singly and/or jointly more than once during the year.
 - 1. Affiliate Chairman shall be notified 30 days in advance of the local show that the affiliate requesting these awards is conforming to AVSA requirements.
 - 2. Two show schedules shall accompany the application for the awards.
 - 3. Report on awards: The panel of judges shall select one of its members to return the judges' score sheets, whether or not the rosettes are awarded, to the Affiliate Chairman immediately after judging with the following information:
 - a. Names of exhibitors of collections.
 - b. Names of the varieties, including the plant registration number of each.
 - 4. If rosettes are not awarded, they shall be returned by the Show Chairman within one week after the close of the show, or a penalty charge of \$2 for each rosette shall be made.

AVSA STANDARD SHOW AWARD (SSA green and white rosette)

- A. Eligibility
 - 1. One or more affiliates may sponsor a show either singly or jointly and may apply once during the calendar year of January 1 through December 31 for this award. They may also request the AVSA Collection Awards.
 - 2. All sponsors shall be AVSA affiliates.
 - 3. Show shall score 90 or more points to receive this award.
- B. Requirements
 - 1. Local Show Chairman shall apply to the AVSA Affiliate Chairman for blank point-score sheets for evaluating the AVSA Standard Show.
 - 2. The Show Chairman shall receive the score sheet for evaluating the show and green and blue cards to be displayed if one or both of the rosettes are awarded.
 - 3. If the SSA is not won, the judge appointed by

- the Judges' Chairman shall return both cards and the score sheet to the Affiliate Chairman.
4. If the SSA is awarded, the rosette will be mailed to the Show Chairman of the affiliate when the Affiliate Chairman receives the score sheet.
 5. If the show is eligible to receive the Standard Show Achievement Award (SSAA - two-toned blue rosette) the Show Chairman shall be informed, but the award shall be presented at the following AVSA convention.
 6. Two schedules shall accompany the application for the award. These schedules shall be the same as the judges receive. One schedule shall also be included with the point-score sheet which the judges shall mail to the Affiliate Chairman.
 7. Regardless of the score, the point-score sheet showing judges' evaluation of the show shall be mailed by one of the judges to the Affiliate Chairman after completion of judging.
 8. The results of the evaluation shall be the sole property of the AVSA Affiliate Chairman. However, when an affiliate fails to receive this award, the President or Show Chairman may write to the AVSA Affiliate Chairman to learn where it failed.

C. Judging

1. Shall be judged by AVSA Standard Show scale of points and AVSA scales of points shall be used for judging entire show.
2. There is one exception: In local affiliate shows judges shall be permitted to use National Council scales of points for judging any classes in the design division for which AVSA does not have a scale of points.
3. Only qualified AVSA judges shall be eligible to judge the specimen classes and for all special awards which may be given.
4. National Council judges may judge the design division. They may also help in judging for the AVSA Standard Show Award.
5. Show may be judged by either merit or competitive method of judging.
6. The Show Chairman shall supply the judges with the following information:
 - a. Number of members exhibiting.
 - b. Number of horticulture exhibits and number of design exhibits.
Note: Two-thirds of the total number of exhibits shall be from the specimen classes.
 - c. Number of blue, red, and white ribbons awarded in horticulture division.
 - d. Number of blue, red, and white ribbons awarded in design division.
 - e. Total membership of group.
7. One judge shall be appointed by the Judges' Chairman for clerical correctness of the form and shall be responsible in case of error.

AVSA STANDARD SHOW ACHIEVEMENT AWARD
(SSAA - two-toned blue rosette)

- A. Two-toned blue rosettes shall be awarded at each AVSA convention to the affiliates that have won the SSA (green and white rosette) with at least 95 points during the calendar year from January 1 through December 31.

- B. All requirements under horticulture and AVSA objectives, including the number of members exhibiting, the total number of exhibits and total membership of the affiliate, shall be clerically correct.
- C. The list of affiliates winning this award shall be supplied by the Affiliate Chairman to the Awards Chairman not later than March 1.

AVSA SWEEPSTAKES AWARD
FOR COUNCIL, STATE OR
REGIONAL SHOWS

- A. Councils, state societies, regional or judges councils pay \$15 AVSA dues per year.
- B. An award in silver, polished pewter or other suitable material shall be purchased by the Affiliate Chairman and sent to eligible affiliates upon request for this award. The request shall include two show schedules. These affiliates may apply also for the AVSA Collection awards and the AVSA Standard Show point-score sheet.
- C. This award shall be given to the exhibitor winning the most blue ribbons in both the horticulture and design divisions in a show.
- D. While it is hoped that all winners shall be AVSA members, this is not a requirement.

◆
"OFF LIMITS"

*Jane L. Hildebrandt
1919 West Henry Avenue
Milwaukee, WI 53221*

(Madeline referred to in the poem is Madeline Gonzales, Best Varieties and Honor Roll Compiler. The poem was written in response to her appeal for AVSA members and clubs to send in their lists of 25 best varieties).

"Please limit choice to twenty-five,"
Now how can that be done?
I wonder, looking o'er my plants,
To choose a lucky one.

This pretty pink, with edge of green,
Shall I select it "best"?
Or maybe pick that double white,
But what about the rest?

Prolific ones present a sight
Of bloom beyond belief,
But also think, just what compares
To a variegated leaf?

Double, single, ruffled, plain,
With blossoms dark or light.
Deary me, which shall it be,
A purple, pink or white?

Dear Madeline, although I know,
Yours is a most worthy cause,
But would you mind so very much,
If I resort to "drawing straws"?

AFFILIATE ORGANIZATIONS

*Mrs. Talbot A. Freie
Affiliate Chairman
4854 N. Cedar Ave.
El Monte, CA 91732*

We hope that you enjoy and find useful the listing of our AVSA affiliates and their presidents. If a president's name and address are missing it is only for the reason that it did not come to me in time. The deadline is July 1 of each year. Please remember to send the officer and information sheet sent to you with your charters in to me each year.

Those groups with an asterisk (*) opposite the affiliate's name designates 100% AVSA membership as reported by the affiliate. This MUST be reported EACH YEAR to have the honor of this listing.

It is important that you watch my column for it is the only way I have of speaking to you all at one time. And the show clubs should pay particular attention to Mrs. Carey's column in order to be absolutely up-to-date.

AFRICA

THE SOUTH AFRICAN, GLOXINIA A.V. AND POT PLANT SOCIETY, Gordon J. Loudon, Hon. Chairman, 27 Tracey Watts Road Manors, Pinetown, So. Africa

AUSTRALIA

AVS OF QUEENSLAND, Mrs. Dulcie Ludinski, 25 Cavell TCE Ashgrove, Brisbane. Aus.
AVS OF CANBERRA, INC., A. C. Boyle, 68 Coranderrk St., Reid, ACT, 2601
THE AVS OF WEST AUSTRALIA, R. Knowles, 14 Cairnhill Ct., Greenmount, W. Aus.
THE AVS OF SOUTH AUSTRALIA, Mrs. Loa Turner, 12 Cedar Ave., Greenacres, 5086 So. Aus.
WARRAGUL AND DISTRICT AV GROUP, Mrs. J. Sharman, Box 274, Warragul, Victoria

BAHAMAS

BAHAMAS AV, Mrs. Ruth Granger, New Providence

BERMUDA

BERMUDA AVS, Mrs. Carol M. Rumbelow, Pearmans Hill, Warwick, Bermuda

ENGLAND

SAINTPAULIA AND HOUSEPLANT SOCIETY, R. W. Gilbert (Hon. Chairman) 54 Queensborough Terr. W 23 SH, London

CANADA

BRITISH COLUMBIA

AVC OF VANCOUVER, B.C., Mrs. Daphne Mahrer, 345 W. 13th Ave., Vancouver 10, V5Y 1W2
TOTEM AVS, Mrs. Doreen Jamieson, 634 Croyden Pl., N.

Vancouver, V7N 3A1
VICTORIA AVS, Mrs. B. Scanlan, 389 W. Charles St., Victoria, V8S 3W6 (Club Correspondence to P. O. Box 521, Victoria)

SASKATCHEWAN

QUEEN CITY AVS, Mrs. Mae Silversides, 2807 Sinton Ave., Regina
SASKATOON AV, Mrs. Ruby Hutchinson, 622 Balmoral St., Saskatoon

ONTARIO

BELLEVILLE AVC, Mrs. Mary Davidson, Cloverleaf Dr., R. R. # 5, Belleville
LAKESHORE AVC, Mrs. S. Richardson, 2907 Lakeshore Blvd. W. Apt. 2, Toronto
TORONTO AVS, Mrs. F. Edwards, 176 Lee Ave., Toronto,

QUEBEC

AVS OF GREATER MONTREAL, Mrs. Cynthia Bachelor, 330 Claude Ave., Dorval

NEW BRUNSWICK

MONCTONIAN AVS, Mrs. Laura McLellan, 119 Wesley St., Moncton, EIG 4 VP
ROYAL SAINTPAULIA CLUB, Mrs. Harold Hall, RR1, Penobscuis, EOE1 LO

NOVA SCOTIA

FIRST HALIFAX AVS, Mrs. J. D. MacDonald
THE ANNAPOLIS VALLEY AVS, Mrs. Doreen Gillespie, R. R. # 1 Wilmont, Annapolis County

MANITOBA

WINNIPEG AVS, Robert Serbin, 855 Valcour Rd., Winnipeg, R39385

UNITED STATES — REGIONAL GROUPS

DIXIE AVS OF ALABAMA, FLORIDA, GEORGIA, MISSISSIPPI, NORTH CAROLINA, SOUTH CAROLINA, TENNESSEE, LOUISIANA, TEXAS and ARKANSAS,
*METROPOLITAN REGIONAL COUNCIL OF AV JUDGES, Mrs. Carol Ann Kostulias, 461 Wellington Rd., Mineola, N.Y. 11501

ALABAMA

*THE AV STUDY CLUB OF BIRMINGHAM, Mrs. Jesse Sewell, 1641 Springville Rd., Birmingham 35215
*MONTGOMERY AVS, Mrs. Orland O. Sisler, 2833 Ashley Ave., Montgomery 36109
MUSCLE SHOALS AVS, Mrs. Louise Thomas, 217 Baldwin St., Florence 35630
*T.H.E. AVS, Mrs. J. M. Breckenridge, 1042 S. Nineteenth Ave., Birmingham 35205
TROY ALABAMA AVS, Mrs. Sara Barbacee, Rt. 6, Box 8A, Troy 36081
*COVINGTON AVS, Mrs. Oreatte Hall, Gantt 36038
*BAMA BELLES AVS, Mrs. Donald E. Sands, 1701 India Rd., Opelika 36801
POLYNESIAN SUNSET GARDEN CLUB, Mrs. Jamie Price, 7 Sansbury Lane, Daleville 36322

ARIZONA

AVC OF PHOENIX, Mrs. Joseph Cox, 4202 East St., Joseph Way, Phoenix 85018
SUN CITY AVC, Mrs. Lewis Brown, 11418 109th Ave., Sun City 85351
TUCSON AVS, Mrs. Robert Kavanaugh, 6402 E. Scarlett, Tucson 85710

ARKANSAS

ARKMO TOWN & COUNTRY AVC, Mrs. Alice Beal, 1608 N. Lincoln Circle, Kennett 63857
BEAVER LAKE AVC, Judy Haley, Rt. 2, Box 294, Lowell 72745
CONWAY AVC, Mrs. Elmo Henry, Rt. 3, Greenbrier 72058
GREEN THUMB AVS OF FAYETTEVILLE, Mrs. Robert Logan, 310 Highland, Fayetteville 72701
LARK AVC, Mrs. N. B. Pratt, Rt. 3, Box 86, Bastrop, LA 71220
LITTLE ROCK AVC, Mrs. Gladys Brown, 9201 Hilario Springs Rd., Little Rock 72209
OZARK AV STUDY CLUB, Velma Allen, Rt. 3, Box 443A, Springdale 72764

CALIFORNIA

NORTHERN CA. COUNCIL OF AVS, Mrs. J. S. Palmer, 1019 Audrey Ave., San Jose 95008
*AVS JUDGES COUNCIL OF NO. CA., Mrs. Madeline Gonzales, 200 Doris Ave., San Jose 95127
AV COUNCIL OF SO. CA. John Thein, 16424 Ludlow St., Granada Hills 91344
AVSA JUDGES COUNCIL OF SO. CA., Mrs. Helen Freie, 4854 N. Cedar Ave., El Monte 91732
AVS OF EAST BAY, INC., Mrs. Ida Savage, 920 Fillmore St., Albany 94706
AVS OF LEISURE WORLD, Mrs. Nedra R. Nutt, 3151 Alta Vista, Laguna Hills 92653

AVS OF MONTEREY PENINSULA, Mrs. Robert Carey, P. O. Box 3264, Carmel 93921
AVS OF MONTROSE, George Carpentier, 2358 Montrose Ave., Glendale 91020
AVS OF PALO ALTO, Mrs. Celine Chase, 482 Rutherford Ave., Redwood City 94061
*AVS OF SAN FRANCISCO, Mrs. Mary Michniuk, 7 La Mancha Pl., Millbrae 94030
*AVS OF SOUTH BAY, Mrs. Frank Rand Jr., 27033 DeZahara Way, Los Altos Hills 94022
BAKERSFIELD AVS, Mrs. Josephine McCoy, Rt. 1, Box 580, Arvin 93202
BALBOA PARK AVS, Mrs. Kay Gray, 8351 Sweetway Ct., Spring Valley 92077
BELLFLOWER AVS, Mark Eggink, 17847 Hoffman Ave., Cerritos 90761
CANYON COUNTRY VC, Mrs. Patti Murphy, 28122 Deepcreek Dr., Canyon Country 91351
CAPITAL CITY AVS, Mrs. Marilyn Fuher, 8771 Elm Ave., Orangevale 95662
CAROLYN RECTOR SAINTPAULIA S, Mrs. Helen Carpentier, 2358 Montrose Ave., Glendale 91020
*CENTRAL CA. AVS, Jack Begley, 5130 E. Madison Ave., Fresno 73727
DESERT AVS OF LANCASTER, Mrs. Mildred Stradling, 38015 30th St. East Sp. 5, Palmdale 93550
FRIENDLY AVC OF ATWATER CA., Mrs. Aline E. Clevenger, 1420 Tamarack Ave., Atwater 95301
GLENDALE AVS AFF'T CHAPTER OF AVSA, INC., Carroll McCarroll, 4100 Perlita Ave., Los Angeles 90039
GRANADA HILLS AVS, A. Charles Bollar, 17055 Community St., Northridge 91324
INGLEWOOD AVS, Mrs. Ray Powell, 1219 S. Fir St., Inglewood 90301
LONG BEACH AVS, Mrs. Betty Anderson, 2947 W. Lincoln Ave., Anaheim 92801
LOS ANGELES AFRICAN VS, Mrs. Helen Freie, 4854 N. Cedar Ave., El Monte 91732
ORANGE COUNTY AVS, Pat Cohen, 3741 Clarmont, Irvine 92714
PASADENA AVS, George Carpentier, 2358 Montrose Ave., Glendale 91020
PENINSULA SAINTPAULIA SOCIETY, Mrs. Anne O'Connell, 490 Santa Clara Ave., Redwood City 94061
PINOLE AVS, Mrs. Dorothy T. Bray, 2335 Simas Ave., Pinole 94564
POMONA VALLEY AFRICAN VS, Mrs. Wanda Jones, 4069 Olive Hill Dr., Claremont 91711
SAN DIEGO COUNTY AVS, Bea Temkin, 212 Bright Creek Lane, Oceanside 92045
SAN FERNANDO VALLEY AVS, Mary Landroth, 22210 Victory Blvd., B1, D306, Woodland Hills 91364
SAN GABRIEL VALLEY CHAPTER OF AVSA, INC., Mrs. Dorothy Gruwell, 1529 Colegrove Ave., Montebello 90640
SAN JOAQUIN AVS, Mrs. Josephine Dent, 4757 Hibiscus Rd., Stockton 95205
*SAN MATEO COUNTY AVS, Mrs. Doris Cormier, 1859 Anamor St., Redwood City 94061
SANTA CLARA VALLEY AVS, Mrs. Doris Black, 1450 Oakland Rd., San Jose 95112
SANTA CRUZ AVS, Mrs. Edna Mac Steinberg, 1130 Glen Canyon Rd., Santa Cruz 95060
SANTA MONICA BAY CHAPTER OF THE AVSA, INC., Mrs. Grace Thrasher, 4344 Chase Ave., Los Angeles

90066

- TOWN AND COUNTRY AVS, Rosco Schott, 630 Main St., Riverside 92507
- VENTURA COUNTY AVS, Mrs. Haradelle Downing, 1400 W. Fir Ave., Oxnard 93030
- WHITTIER AVS, Mrs. Harriet Bisgrove, 6033 Milton Ave., Whittier 90601
- NITE BLOOMERS, Mrs. Alyene Daggett, 1414 Usona Dr., San Jose 95118
- *SUBURBAN A V FRIENDS, Mrs. Harriette Poss, 12 Kelton St., San Mateo 94403

COLORADO

- ROCKY MOUNTAIN AV COUNCIL, Anita Phillips, 2253 So. Alton Way, Denver 80231
- *HI COUNTRY JUDGES' WORKSHOP, Miss Nell-Sue Tyson, 2030 E. Amherst, Denver 80210
- AVS OF DENVER, CHAPTER 1, Mrs. Paul W. Kiesling, 475 Madison St., Denver 80206
- CAPITAL CITY AVC, Mrs. Virginia Leaf, 1135 So. Steele St., Denver 80210
- CENTENNIAL STATE AVC, Lee Bristow, 1975 Owens Ct., Lakewood 80215
- EMMA'S GOLDEN GROWERS, Mrs. Georgia Frush, 2002 Ford St., Golden 80401
- FRIENDLY AVS, Mrs. Jerry Champion, 1425 Mt. Evans, Longmont 80501
- FORT COLLINS VIOLETEERS, Mrs. Victor de Cicco, 1924 West Lake, Fort Collins 80521
- GATEWAY AVC, Alvah Q. Whitledge, 1945 Geneva St., Aurora 80010
- GLOXINIA GESNERIAD GROWERS, Mrs. Isla Montgomery, 921 Garfield St., Denver 80206
- "HAPPINESS IS" AVS, Mrs. Betty Mergetts, 17 Vassar Ct., Longmont 80501
- *HI HOPES STUDY CLUB, Mrs. Blair Burwell, 14500 Crabapple Rd., Golden 80401
- JOLLY VC, Joe Falch, Genoa 80818
- PUEBLO AVC, Mrs. Eilene Even, 825 W. Routt Ave., Pueblo 81604
- ROCKY MOUNTAIN BELLES AVC, Mrs. Jean Hill, 1970 S. Olive St., Denver 80224
- THE ROCKY POTTERS VC, Mrs. Dorothy Roesch, 2575 S. Wadsworth Ct., Lakewood 80227

CONNECTICUT

- NUTMEG STATE AVS, Mrs. Edgar Varick, 161 Orange Ave., Milford 06460
- CENTRAL CT. SAINTPAULIA C., Mrs. Edward Pryor, 71 Churchill Way, Newington 06111
- LOWER CT. VALLEY AVC, Mrs. Dorothea Wagner, 364 Kelseytown Rd., Clinton 07413
- *NAUGATONIC AVS, Mrs. Arnold Haeussler, 11 Clifford St., Trumbull 06611
- SILVERMINE AVS, Mrs. John Kosik, 135 Alpine St., Stamford 06905
- SOUTHERN CT. AVC., Mrs. W. Goldman, 359 Spring Hill Rd., Monroe 06468
- SPARKLING WATERS AVS, Mrs. George Boose, 9 Turney Pl., Trumbull 06611
- THE HAPPY AVS, Ed Elliott, P. O. Box 264, Centerbrook 06409
- *THIMBLE ISLAND AVC, Mrs. Stephen Phillips, 54 Scenic Rd., Madison 06443
- *WINDOR AVS, Mrs. Wayne P. Kilpatrick, 16 Meadow Rd., Bolton 06040

DELAWARE

- DELAWARE AVS, Mrs. Leland McMann, 2421 Lori Lane, Tarleton, Wilmington 19810

DISTRICT OF COLUMBIA

- METROPOLITAN AVS, Mrs. Bessie Maissner, 8818 Flower Ave., Silver Spring 10901

FLORIDA

- AVS OF GAINESVILLE, Mrs. Robert Ernst, 221 SE 71st St., Gainesville 32601
- *AVS OF JACKSONVILLE, Barbara Agee, 3973 Chestwood Dr., Jacksonville 32211
- AVS OF MIAMI, Elizabeth Davis, 310 SW 63rd Ave., Miami 33144
- CENTRAL FLA. AVS, Mrs. H. Steven Johnson, 741 W. Colonial Dr., Orlando 32804
- DIXIE MOONBEAM CHAPTER OF THE AVS OF PANAMA CITY, Mrs. T. Lee Peterson, 713 Moore Circle, Panama City
- FIESTA VS, Mrs. Charles Brown, 819 Barcia Dr., Pensacola 32403
- HAINES CITY AVS, Mrs. Fred T. Cody, P. O. Box 532, Haines City 33844
- LAKES & HILLS AVS, Mrs. Palmer N. Pigot, 1304 Oakland Dr., Mount Dora 32757
- LITTLE RIVER AVC, Mrs. Thomas Flynn, 1331 NE 118th St., North Miami 33161
- MIRACLE STRIP AVS OF PANAMA CITY, Mrs. Charles A. West Jr., P. O. Box 4644, Panama City 32401
- SARASOTA COUNTY AVS, Mrs. Ethel Speri, 7751 Holiday Dr., Sarasota 33581
- SOUTH FLA. AVC, Mrs. G. A. Jones, 7321 S.W. 16th St., Miami 33155
- *TALLAHASSEE AVS, Mrs. Michael V. Harbin, 1139 - F, Ox Bottom Rd., Tallahassee 32302
- TAMPA AVS, James Rubottom, 511 W. Juneau St., Tampa 33604
- UPPER PINELLAS AVS, Mrs. Dorothy Gray, 3135 US 19 N. Lot 180, Clearwater 33515
- BREVARD AVS, Bob Green, 997 Botany Lane, Rockledge 32955
- THE AVS OF FT. WALTON BEACH, FLA., Katherine Seheane, 11 Eglin St., Ft. Walton Beach 32548

GEORGIA

- AV STUDY C OF ATLANTA, Mrs. T. H. Trimble, 1175 Cumberland Rd. NE, Atlanta 30306
- VIOLETS, ETC. STUDY CLUB, Mrs. Katherine R. Haynes, 1417 Park Hill Dr., N. E. Gainesville 30501
- DALTON AVS, Mrs. Claude Mayfield, 600 S. Ridge St., Dalton 30720
- AVC OF GREATER ATLANTA, Mrs. Miriam K. Greene, 4204 Cheryl Ann Court, Stone Mountain 30083
- VIOLETS GROWERS OF ATLANTA, Ms. Mary Jane Butler, c/o Evergreen House, 2523 Lawrenceville Hwy. Decatur, 30033
- HOLLY HILL VC, Miss Faith Wetherlington, P. O. Box 702, Valdosta 31601
- THE AVS OF COBB COUNTY, Mrs. Donna C. Hamby, 3810 Plumcrest Rd., Smyrna 30080
- *THE AVS OF VALDOSTA, Mrs. P. D. Adams Jr., Rt 2 Box 510-A, Valdosta 31601

IDAHO

HARMONY AVC, Mrs. E. B. Smith, 1312 Harrison Blvd.,
Boise 83702
MAGIC VALLEY SAINTPAULIA C, Mrs. William Baugh
Jr., 1959 Burton Ave., Burley

ILLINOIS

ILLINOIS AVS, INC., Miss Mattie Owings, 1010 S. West-
lawn Ave., Champaign 61820
AVS OF NORTHERN ILLINOIS, Mrs. Margot Elsner,
1091 W. Northwest Hwy., Park Ridge 60068
ELITE VC OF CHICAGO, Mrs. Ruth Elsner, 10214 S.
Bell Ave., Chicago 60643
*EXHIBITOR'S CLUB, Carla Hennings, 3938 Kedzie
Ave., Chicago 60618
FORT MASSAC AVS, Mrs. Alma Koch, Metropolis 62960
HICKORY CORNER VS, Mrs. Herald Ferguson, RR 2
Box 37, Toledo 62468
MARGARET SCOTT AVS, Mrs. Josephine Cline, 1401 N.
Walnut, Champaign 61820
MATTOON AVS, Mrs. W. R. Scoles, 724 Lakeland Blvd.,
Mattoon 61938
METROPOLITAN AVS, Miss Marie Crow, 1316 W. May-
wood Ave., Peoria 61604
ROCKFORD AVC, Mrs. Dorothy Girling, R 1 Box 162A,
Belvedere 61008
ROSEWOOD AVS, Mrs. Lloyd Ballard, 226 Longfellow,
Alton 62002
SUBURBAN AV ENTHUSIASTS, Mrs. Mary Kettner,
16413 Trumbull Ave., Markam 60426
TAYLORVILLE AVS # 1, Lora E. Huffman, 500 E. Mar-
ket St., Taylorville 62568
WEDGEWOOD AVC, Carl Helm, 1226 10th Ave., Rock-
ford 61108
URBAN-SUBURBAN AVS, Mrs. R. Stockbridge, 9119
Laramie Ave., Skokie 60076
*VIVA LA VIOLETS, Mrs. Gene Thiel, 100 Fletcher Dr.,
Collinsville 62234

INDIANA

FIRST AVS OF HAMMOND, Mrs. Elizabeth Zranka,
5004 Northcote Ave., East Chicago 46312
FRIENDLY AVC, Mrs. Peter Klimishin, 2107 Riverside
Dr., South Bend 46616
GYPSY AVC, Mrs. Roland Manlove, 1908 Nat'l Rd. West,
Richmond 47374
INDIANAPOLIS AVC, Mrs. Thomas F. Neel, 6504 Dres-
den, Indianapolis 46337
KIMBERLY AVC, Mrs. Dorothy Burchett, 4964 Kingsley
Dr., Indianapolis 46205
NEW ALBANY AVC, Mrs. Maxine Hook, 1404 Old Ford
Rd., New Albany 47150
PLYMOUTH AVC, Adeline Verburg, 1231 W. Adams,
Plymouth 46563
RAINBOW CHAPTER OF THE AVSA, INC., Mrs. Harry
Stucky, 1655 Cherokee Rd., Ft. Wayne 46805
SOUTH BEND AVC, Mrs. J. J. Molloy, 50734 N. Kennil-
worth Rd., South Bend 46637
*SOUTHEAST AVC, Mrs. Elson Shoemaker, 62582
Miami Rd., South Bend 46614
THE STEUBEN COUNTY AVS, Mrs. Howard Yates, Rt.
3, Angola 46703
*TWIN CITY AVS OF SOUTH BEND, Mrs. H. L. Beck,
660 N. Spring St., Wabash 46992
*TWIN COUNTY AVS, Mrs. H. L. Beck, 660 No. Spring

St., Wabash 46992

IOWA

DES MOINES AVC, Mrs. Mildred Ray, 4210 University
Ave., Des Moines 50310
EVENING AVC OF DES MOINES, Mrs. Clark Ray, 4210
University, Des Moines 50310
PALO ALTO COUNTY VC, Mrs. Ruth Westergard, Graet-
tinger, Box 25 51342
*SPENCER AVS, Mrs. Frances Baurer, 714 E. 17th St.,
Spencer 51301

KANSAS

BOOT HILL SAINTPAULI AVC, Mrs. Howard Schultz,
RR 31, Dodge City 67801
JUNCTION CITY AVS, Mrs. Ruth Schmedemann, 610 S.
Adams, Junction City 66441
MANHATTAN AVS, Mrs. William Schrenk, 444 Westview
Dr., Manhattan 66502
WICHITA AV STUDY C., Mrs. Leonard Tolle, 7918 Dub-
lin Ct., Wichita 67206
*AIR CAPITOL S OF AV, Nancy Phipps, 2373 S.
Chataqua, Wichita 67211

KENTUCKY

FIRST A V S OF LOUISVILLE, UNIT 1, Mrs. Wm.
Genenwein, 3038 Wilson Ave., Louisville 40211

LOUISIANA

ALEXANDRIA AVS, Mrs. W. H. Rollins, 87 Louisiana
Ave., Alexandria 71301
ATCHAFALAYA VS OF AM., Mrs. Barbara Ghirardi,
512 Marshall, Morgan City 70380
BATON ROUGE AVS, Mrs. Earl Adams, 3582 Aletha St.,
Baton Rouge 70814
FIRST AVC OF LAKE CHARLES, Mrs. Hollie Haug, Rt
3 Box 687, Sulphur 70663
*FIRST NEW ORLEANS AVS, Penelope A. Brenner,
1882 Farragut, New Orleans 70114
LA VIOLETTE C, Mrs. Josephine Simmons, Rt. 3 Box
65, Monroe 71203
NEW ORLEANS AVS, Mrs. Otis F. Magee, 4244 Alabama
Ave., Kenner 70062
*SHREVEPORT AVS, Mrs. Brian Dickerson, 6105 Wil-
lard, Shreveport 71106
*TOP CHOICE AVS, Mrs. C. D. Attaway, 3451 Broadway
Blvd., Shreveport 71109
LAFAYETTE AVC, Mrs. Faye Case, Briarwood Apts.,
Lafayette 70501
VIOLET HOBBYISTS OF BATON ROUGE, Mrs. William
C. Monroe, 7741 Amesbury Circle, Baton Rouge
70814
VIOLETS AFTER FIVE, Mrs. Jos. A. Atkinson, 853
Finchley Ave., Baton Rouge
JEFFERSON AV ASSOCIATION, Thomas Biglin, 4808
Pike Dr., Metairie 70003
TECHELAND AVS OF FRANKLIN, Audrey B. Guil-
lotte, 1604 Hospital Ave., Franklin 70538

MAINE

KENNEBEC VALLEY AVS, Stephanie Calder, RFD #
3 Box 339, Skowhegan 04976

MARYLAND

- MARYLAND STATE AVS, Mrs. Norma L. Ventura, 6211 Fair Oaks Ave., Baltimore 21214
BALTIMORE AVC, Mrs. Elsie Peters, 319 Elinor Ave., Baltimore 21236
SUSQUEHANNA AVS, Mrs. William Wilson, RD 1 Box 180, Perryville 21903
WEST END AVC, Mrs. Robert V. Patterson Jr., 3401 Chapman Rd., Randallstown 21133

MASSACHUSETTS

- BAY STATE AVS, Mrs. M. Yvonne Leighton, 91 Dalby St., Newton 02158
FRIENDLY AVC OF NORWOOD, Mrs. Alice M. Bagley, 419 Old Conn. Path, Wayland 01778; send mail to: Olga Machan, 49 Saunders Rd., Norwood 02061
GATEWAY AVC OF FRAMINGHAM, Miss Clorinda Temple, 18 Heckle St., Wellesley 02181
GREEN THUMB AVC OF MA., Mrs. Edwin Blodgen, 17 Gardner St., Attleboro 02703
MERRIMACK VALLEY AVS, Mrs. Marcia Balonis, Boston Rd., Groton 01450
MOBY DICK AVC, Mrs. James Healy, 225 Rich St., Fall River 02720
NASHOBA VALLEY AVS, Mrs. James Johnston, 18 Sunset Dr., Northboro 01532
NORTH SHORE AVS, Miss Maria L. Garuti, 118 Franklin St., Lynn 01902
THE PATRIOTS AVS, Miss Elfrieda Tiede, 40 Parker St., Mobern 01801
TRIMOUNT AVS, Mrs. Ann Crowley, 232 Austin St., Hyde Park 02136
WASHUSETT AVS, Stanley Kendig, 26 Leominster St., Westminster 01473
THE AVS OF PIONEER VALLEY, Mrs. Blanch Letendre, 49 Letandre Ave., Feeding Hills 01030

MICHIGAN

- MICHIGAN STATE AVS, William Stolk, 745 Maynard NW, Grand Rapids 49504
BATTLE CREEK AVS, Mrs. Burel Rocho, R 1 Box 201J, Leroy 49051
BORDER CITIES AVC, Anthony M. Leslie, 9231 Hartwell, Detroit 48228
FIRST AVS OF GRAND RAPIDS, Mrs. Ray Fifer, 2685 Breton Rd. SE, Grand Rapids 49506
MID-MICHIGAN AVC, Bud VanBall, 1887 Blue Hill Dr., NE, Grand Rapids 49505
VI-CLUB OF DETROIT, Mrs. Martha A. Schobloher, 15441 Julianna, East Detroit 48021

MINNESOTA

- AVS OF MINN., Mrs. Leon Fiedler, RR 1, Prescott 54021
AFTER DARK VC, Mrs. James Warren, 1125 St. Paul Ave., St. Paul 55113
*CINDERELLA AVC, Mrs. Myrtle Dreon, 3426 25th Ave. So., Minneapolis 55406
DAINTY DUCHESS VC, Mrs. Charles Zondlo, 3326 NE Lincoln St., Minneapolis 55418
DAZZLING DECEIVERS AVC, Esther Stone, 4129 14th Ave. So., Minneapolis 55407
DULUTH AVS, Mrs. Irving Benson, 1015 Minneapolis Ave., Duluth 55803

- FALCON HEIGHTS HI-LOA AVC, Mrs. Monroe Trapp, 1224 W. Hwy. 36, St. Paul 55113
GALA AVC, Mrs. Henry Karg, 3306 NE Johnson St., Minneapolis 55418
THE MEN'S AVC OF TWIN CITIES, H. R. Eikeland, 5732 Elliot Ave. So., Minneapolis 55417
MINUET AVC, Mrs. M. F. Seifer, 1660 Upper Afton Rd., St. Paul 55106
*STAR SAPPHIRE AVC, Mrs. Hazel Beacroft, 1253 Fremont Ave., St. Paul 55106
THE VIKING VIOLETTES AVS, Mrs. Wade Tobin, 2262 Brewster Ave., St. Paul 55108
5th AVE. HIGH RISE VC, Mrs. Esther Holmquist, 2419 5th Ave. So., Minneapolis 55404
BICENTENNIAL STAR, Carol Pelto, 509 Edmund, St. Paul 55103
THE PURPLE POPCORN AVC OF MPLS., Mrs. Joan Swartzbauer, 6220 Idlewood Lane, Edina 55436

MISSISSIPPI

- HATTIESBURG AVC, Mrs. Monnie Lacey, 105 S. 14th Ave., Hattiesburg 39401

MISSOURI

- THE METROPOLITAN ST. LOUIS AVS, Mrs. Fred Tretter, 4988 Schollmeyer, St. Louis 63109
*ST. LOUIS JUDGES COUNCIL, Mrs. William Janus, 130 N. Holmes Ave., St. Louis 63122
AFRICAN VC OF GREATER KANSAS CITY, Mrs. Gladys Williams, 3416 Baltimore, Kansas City 64111
*AMETHYST AVC, Mrs. A. B. Carlisle, 872 Queen Anne Pl., St. Louis 63122
CAVALIER AVC, Mrs. V. G. Gerak, 6542 Lindenwood Pl., St. Louis 63109
*FLEUR DE LIS AVC, Mrs. Fred Tretter, 4988 Schollmeyer, St. Louis 63109
*HI-HOPES AVC, Mrs. Lester R. Sorwald, 7540 Bull Run Dr., St. Louis 63123
INNER CITY AV, Mrs. Virginia Hamilton, 5928 A Julian, St. Louis 63112
*LE CHATEAU AVC, Mrs. E. J. Rienhold, 5823 West Park Ave., St. Louis 63110
*NIGHTSHADE AVC, Miss Leanna Boysko, 6124 Pershing Ave., St. Louis 63112
*NORMANDY AVC, Mrs. Allen Eaklor, 245 Brackleigh Lane, Florissant 63031
NORTHEASE AVC, Mrs. Inez Heinrich, 6801 Bannister Rd., Kansas City 64134
*RAINBOW AVC, Mrs. L. Austyn Williams, 10542 Repose St., St. Louis 63137
SPRINGFIELD CHAPTER OF THE AVSA, INC., Mrs. M. A. Reynolds, 841 West State, Springfield 65806
*THE PIED PIPERS, Mrs. Roma Wilson, 708 Interdrive, St. Louis 63130
*VIKING AVC, Mrs. Leroy E. Seeck, 9534 Lydell Dr., Afton 63123
*SAINTPAULIA SOCIETY, Dr. Scott Snyder, M.D., 9030 Eager Rd. # 2B, Brentwood 63144

NEBRASKA

- LINCOLN AVS, Mrs. Clinton Swartz, 3920 N. 66th St., Lincoln
OMAHA AVC, Frank T. Kucired, 3028 S. 42nd St., Omaha 65015

NEVADA

AVS OF LAS VEGAS, Mrs. Robert Jayne, 212 Upland Blvd., Las Vegas 89107
VEGAS VALLEY AV, Mrs. Emily Fitzpatrick, P. O. Box 23, Pittman 89044

NEW JERSEY

NEW JERSEY COUNCIL OF AVC, Mrs. Christine D. Leppard, 413 Washington St., Westfield 07090
*NEW JERSEY COUNCIL OF AV JUDGES, Mrs. Donald N. Riemer, 14 Pelhan Rd., Kendall Park 08824
AVC OF TRENTON, Mrs. Thomas E. Condon, 116 Susan Dr., Trenton 08638
AVS OF SOUTH JERSEY, Mrs. William Garrett, 274 Union St., Mantua 08057
BERGEN COUNTY AVS, Mrs. L. Christen, 166 Wales Ave., River Edge 07661
CLIFTON AVS, Mrs. Beatrice Tialstein, 78 Williamison Ave., Bloomfield 07003
NORTH JERSEY AVS, INC., Ralph Cava, 1327 Belmont Ave., No. Haledon 07508
TOP O' JERSEY AVS, Mrs. Dorothy Duvoisin, 22 Mason Ave., Newton 07860
TOWN AND COUNTRY AVS, INC., Mrs. Mary Jane Howell, 210 West Stewart St., Washington 07882
UNION COUNTY CHAPTER OF AVSA, INC., Mrs. Donald N. Riemer, 14 Pelham Rd., Kendall Park 08824

NEW MEXICO

ALBUQUERQUE AVC, Mrs. Delmar L. Longmire, 8600 Summer Ave. NE, Albuquerque 87112
VIOLETA SOCIETY DE RIO GRANDE, Mrs. Agnes Chadwick, 3411 21 Ave. SE, Rio Rancho 87124
SAN JUAN AVS, Mrs. M. K. Heath, 6302 Foothills Dr., Farmington 87401

NEW YORK

NEW YORK STATE AVS, Jimmy Watson, 1361 Madison Ave., Apt. 2-AA, New York 10028
*JUDGES COUNCIL OF NEW YORK STATE, Mrs. I. Ralston Bardeen, 4 Andrews Ave., Binghamton 13904
AVS OF ALBANY, Mrs. Mathilda Belanger, 2 Austin St., Latham 12110
AVS OF GREATER NEW YORK, Mrs. Kay Rotando, 131 Taft St., Long Beach 11561
AVS OF STATEN ISLAND, Mrs. Raymond Dooley, 33 Collfield Ave., Staten Island 10302
AVS OF SYRACUSE, Robert Casey, 218 Beley Ave., Mattydale 13211
AVS OF ROCHESTER & VICINITY, Mrs. Percy J. Hansen, 64 Kings Lane, Rochester 14617
CAPITAL DISTRICT AVS, Mrs. John Sulzman Jr., 61 2nd St., Waterford 12188
CHENANGO VALLEY AVS, Mrs. Robert Schiepper, RD 2, Box 270, Norwich 13815
COPPER CITY AVS, Mrs. Wilson Hart, 118 S. Crescent Dr., Rome 13440
FORT ONTARIO AVS, Mrs. Norman J. Gillette, RD # 3, Brown Dr., Oswego 13126
JAMESTOWN AVC, Mrs. Marion Kimball, 7 Mahon Pl., Jamestown 14701
LEVITTOWN AVS OF LONG ISLAND, Mrs. Joseph Lee,

16 Tinder Lane, Levittown 11756
LIVINGSTON COUNTY & VICINITY AVC, Mrs. Ann E. Wyld, 33 Montoe St., Honeoye Falls 14472
LONG ISLAND AVS, Mrs. Larry Heagney, 23 Germain St., Glen Cove 11542
MOHAWK VALLEY AVS, Mrs. Charles F. Hewitt, 27 Catherine St., Schenectady 12307
NEW YORK CITY AVS, INC., Edward Bradford, P. O. Box 194, Cooper Station, New York 10003
NORTH SHORE AVS, Mrs. Alfred Tirmalis, 48 Terry Rd., Northport 11768
SAINTPAULIA SOCIETY OF WILLIAMSVILLE, N.Y., Mrs. Kevan Green., 92 Polphin Dr., Grand Island 14072
SEVEN VALLEY AVS, Mrs. Liz Morse, 20 Lamont Circle, Cortland 13045
SWEET-WATER AVS, Mrs. Pasquale Grasso, 103 Schneider Lane, Hauppauge 11787
THOUSAND ISLANDS AVC, Mrs. Charles Kinne, 2 De N Iabiano Ave., Watertown 13601
UTICA AVS, Mrs. Alva Cerri, Marcy 13403
VIOLET HOBBYIST SOCIETY, Mrs. Michael J. Harris, RD # 2, Binghamton 13902

NORTH CAROLINA

HIGH POINT AVS OF NC, Mrs. B. W. Hackney Jr., 230 Woodrow Ave., High Point
AVS OF CHARLOTTE, Mrs. Gerry Pettibone, 823 Wingrave Dr., Charlotte 28211

NORTH DAKOTA

TOWN AND COUNTRY AVC, Mrs. Gilbert Kvamme, Palermo 58701

OHIO

OHIO STATE AVS, Mrs. C. H. Grinsted, 1864 Berkshire Rd., Columbus 43221
*AVS OF AKRON, Mrs. James Mackey, 1325 Pitkin Ave., Akron 44310
*AVS OF CANTON, Mrs. Richard Robinson, 1320 Stuart NW, Massillon 44646
CLEVELAND AVS, Mrs. Joseph Hodan, 3752 Berkeley Rd., Cleveland Heights 44118
COLUMBUS AVS, Mrs. Wilson Rawlins, 445 S. Eureka Ave., Columbus 43205
DE GRAFF AVS, Mrs. Charles Stevens, Walker St., De Graff 43318
FIRST AV STUDY C OF ASHTABULA, Mrs. Helen Mayes, 1928 East Prospect, Ashtabula 44004
NORTH CANTON AVC, Mrs. Walter Dorn, 930 Knoll St., CE North Canton 44709
PARMATOWN AVC, Mrs. Miriam Tuchewicz, 6262 Springwood Rd., Parma 44130
QUEEN CITY AVC, Mrs. James Archibald, 2294 Compton Rd., Cincinnati
TOWN AND COUNTRY AVS OF PAINESVILLE, Mrs. Patrick Maruschak, 7812 Lester Dr., Painesville 44077
TREATY TOWNE AVS, Mrs. Margaret Meyer, RR 1, Greenville 45331
TRI-CITY AVS, Mrs. F. Brent Grau, 1545 Edge, Piqua 45356

OKLAHOMA

- INDIAN CAPITOL AVS OF MUSKOGEE, Mrs. E. A. Melanson, 1154 Maple St., Muskogee 74401
LAWTON AVS, Mrs. Mary Brukner, 2107 Gore St., Lawton 73501
OKLAHOMA AVS, INC., Mrs. Wendell Hames, 1703 Allan Lane, Oklahoma City 73118
AVS OF GREATER TULSA, George Hightower, 2710 S. 96th E. Place, Tulsa 74129
TOWN AND COUNTRY AVC OF OKLAHOMA, Linda Jones, Box 1548, Mustang 73064

OREGON

- AVS OF SALEM CHAPTER, Mrs. C. H. Forrotte, 4940 Sunnyside Rose, Salem 97302
PORTLAND AVS, Mrs. Albert E. Giese, 3261 NE Holland Ct., Portland 97211
THE SAINTPAULIANS, Mrs. Bryan Wilhite, 10412 SW 40th, Portland 97219
YAMHILL COUNTY AVS, Mrs. James S. Gwinn, 515 South School St., Newbert 97132

PENNSYLVANIA

- AVS OF GREATER PITTSBURG, Mrs. Mary Jean Fredley, 1253 Harvest Dr., Monroeville 15146
AVS OF LOWER BUCKS COUNTY, George McDade, Box 236, Point Pleasant 18950
AVS OF PHILADELPHIA, Thomas Setler, 2050 East Orleans St., Philadelphia 19018
LEHIGH VALLEY AVS, Mrs. Alfred Varndell, 425 Walnut St., Catasauau 17044
MANOR AVS, Mrs. Florence Hagerman, 8401 Roosevelt Blvd., Philadelphia 19152
THE AMBLER AVS, Mrs. Lillie M. Springsteel, 30 Frances Ave., Ambler 19002
THE STATE COLLEGE SAINTPAULIA CLUB, Mrs. Pat Krezo, 425 S. Allen St., State College 16801

RHODE ISLAND

- RHODE ISLAND AVS, Eileen Paco (no address) c/o Madeline Ballirano, 110 Grandview Ave., Johnston 02919

SOUTH CAROLINA

- COLUMBIA AVS, Mrs. L. J. Lever, 4815 Anderson Ave. Columbia 29203
GREENVILLE AVC, Mrs. C. R. Logan, Concord Apts, D3, Anderson 29621

SOUTH DAKOTA

- FIRST RAPID CITY AVS, Mrs. Richard Walker, 1421 West Boulevard, Rapid City 57701

TENNESSEE

- BEDFORD COUNTY AVC, Mrs. A. R. Lewis, Tullahoma Hwy. Shelbyville 37160
BLUFF CITY AVC, Mrs. W. A. Fowler, 4922 Flamingo Rd., Memphis 38117
MEMPHIS & SHELBY COUNTY AVS, Mrs. Kathryn Hickman, 2424 Mackinnon Dr., Memphis 38138

- MID SOUTH AVS, Mrs. Betty Trigg, 6421 Gulgrave Pl., Memphis 38128
NASHVILLE AVC, Mrs. Doyle Duvall, 1310 Windthorne Dr., Nashville 37217
PARIS AVS, Mrs. H. C. Berry, Dresden Hwy., Paris 38242
WILSON COUNTY AVC, Mrs. Edward Tanner, 402 Colgate Ave., Lebanon 37087
THE WHITEHAVEN AVS, Mrs. Lynnette Conroy, 1110 Craft Rd. # 3, Memphis 38116

TEXAS

- LONE STAR AV COUNCIL, Sandy Leary, 438 Brady Lane, Austin 78746
*NORTH TEXAS AV JUDGES COUNCIL, Mrs. Dwight W. Jeffrey, 1918 Williamsburg Row, Denton 76201
AVS OF BEAUMONT, Mrs. Henry J. Hebert, 4720 Ave. M., Nederland 77627
AV CULTURE CLUB, Mrs. C. J. Ganson, 2115 10th Ave., Port Arthur 77640
AVS OF EAST TEXAS, Mrs. H. B. Kincaid, 606 Tremont Pl., Tyler 75701
AV STUDY CLUB OF HOUSTON, Mrs. Edwin Glasser, 6302 Roughlock, Houston 77016
ASTRO AVC, Mrs. Julia Brittain, 311 Mill Stream, Houston 77037
BLACK AV CULTURE CLUB, Mrs. Teresa Rodgers, 845 53rd St., Port Arthur 77640
BRAZOS VALLEY AVC, W. N. Williamson, 802 Hereford, College Station, Bryan 77840
*CORPUS CHRISTI AVS, Mrs. Renai Baker, 4610 Calvin, Corpus Christi 78411
CORSIANA AVS, Mrs. A. S. Clemmons, 2608 Forrest Lane Circle, Corsicana 75110
FIRST AVS OF DALLAS, Mrs. Alvan L. Whitfield, 2511 Wedgelea, Dallas 57211
*FIRST AVS OF SAN ANTONIO, Mrs. Alice Weisner, 533 Olmos Dr., East San Antonio 78212
FIRST AVS OF WICHITA FALLS, Mrs. Charles Ramser, 2413 Martin, Wichita Falls 76308
FIRST ARLINGTON AVS, Mrs. Don L. Nichols, 1704 Park Hill Dr., Arlington 76012
*FIRST AUSTIN AVS, Mrs. Fred C. Young, 1400 Lorrain, Austin 78703
FIRST NIGHTER AVS, Bill Foster, 3610 Gray Dr., Mesquite 75150
*FORT WORTH AVS, Mrs. D. A. Strange, 6008 Hunter Ct., Smithfield 76080
*FORT WORTH FIRST NIGHTER AV AND GARDEN SOCIETY, Mrs. Jackie Beck, 217 Colonial St., Fort Worth 76111
*FRIENDSHIP AVS, Yolanda Montalvo, 207 Mahota, San Antonio 78227
*GREEN THUMB AVS OF SAN ANTONIO, Mrs. Clemmie Ridout, 424 Bailey, San Antonio 78210
GULF BREEZE AVS OF CORPUS CHRISTI, Mrs. J. E. Rehler, 526 Pasadena, Corpus Christi 78411
HARMONY AVS OF HOUSTON, Mrs. Otis Gammill, 415 Isolde St., Houston 77024
HEART OF TEXAS AVS, Mrs. Eldon R. Hammond (No address)

- *LONE STAR AVS, Mrs. Gerald L. Clore, 6303 Meado Rd., Dallas 75230
MIDCOUNTY SAINTPAULIANS, Mrs. David English, 611 35th St., Nederland 77627
PAMPA AVS, Mrs. Dan Glaxner, 701 North Gray, Pampa 79065

*RED RIVER AVS, Mrs. Tony P. Bruno, 1514 W. Crawford St., Denison 75020
 SPRING BRANCH AVC, Mrs. Anita Pennington, 4438 Monteith Dr., Spring 77373
 TEXAS BOUQUET AVC, Mrs. C. Y. Clinkscales, 705 W. 18th St., Big Spring 79720
 TEXAS STAR AVC, Mrs. Paul Guy, 1305 Tucson Rd., Big Spring 79720
 THE FIRST AVS OF AMARILLO, Mrs. Kim Adair, 3710 Clearwater, Amarillo 79109
 *THE FRIENDSHIP AVC OF SAN ANTONIO, Mrs. Pearl Roe, 146 Sussex, San Antonio 78221
 THE HILL COUNTRY AVS, Mrs. Melvin Poehlman, Rt. 15 Box 175C, San Antonio 78228
 THE TWILIGHT AVS OF AUSTIN, Mrs. Pat Gorzycki, 3306 Clearview Dr., Austin 78722
 THE FALLS AVC, Mrs. Andrew Peyton, 716 Watson St., Marlin 76661
 ALAMO AVS, Mrs. J. R. Pittman, 12406 Alexandria, San Antonio 78223
 FIRST AVS OF DENTON, Helen Stoneburner, 1201 Kendolph Dr., Denton 76201
 NASA AREA AVS, Betty Du Bose, 16202 El Manino Real 824, Houston 77058
 HILL COUNTRY AVS, Thelma Ahrens, 9481 Texel Rd., San Antonio 78228
 VIOLET HARMONY CLUB OF FORT WORTH, Mrs. W. B. Stallings, 3709 Glenmont Dr., Fort Worth 76133
 VALLEY AVS, Mrs. Montique Marrifield, 2120 La Vista, McAllen 78501
 THE FIRST AVS OF KINGSVILLE, Mrs. Eloise Nash, 1515 Annette, Kingsville 78363
 NIGHT OWL AVC, Mrs. Lucille Patterson, 2005 Arbrook Blvd., Arlington 76010
 MAGIC KNIGHT AVS, Verda A. Barden, 433 North Dr., San Antonio 78201
 MONTCO AVC, Mrs. Frances Peoples, Rt 7 Box 545, Conroe 77301

UTAH

AVS OF UTAH, Mrs. La Vine Nemanic, 4661 Pasque, Salt Lake City 84107
 WASATCH SAINTPAULIANS, Mrs. Harold R. Money, 824 So. 3rd West, Brigham City 84302

VIRGINIA

*POTOMAC COUNCIL OF AV JUDGES, Mrs. Ralph Gill, 7306 Franklin Rd., Annondale 22003
 COMMONWEALTH AVS, Mrs. B. S. Cooke, 318 Rosenearth Rd., Richmond 23221
 LYNNHAVEN AVS, Mrs. J. A. Seaman, 3104 Watergate Lane, Virginia Beach 23452
 OLD DOMINION AVS OF NORTHERN VA., Carol L. Van, 4741 Pomegranate Ct., Mount Vernon Valley, Alexandria 22309
 PIONEER AVS, Mrs. George Schreiner, 5423 Rolfe Ave., Norfolk 23508
 RICHMOND AVS, Mrs. George Ross, Tr.#2, Box 161, Midlothian 23113

WASHINGTON

LONGVIEW AVC, Mrs. Ivan Pfeiffer, 164 Aaron St., Kelso 98626
 SAINTPAULIA SOCIETY OF TACOMA, Mrs. Elwood

Budil, 2120 Mountain View, Tacoma 98465
 SEATTLE AVS, Marie Eaton, 9224 37th St., Seattle 98118

WEST VIRGINIA

EAST HUNTINGTON AVS, Mrs. Jacqueline Nickel, 1329 Madison Ave., Apt. 507, Huntington 25704
 HUNTINGTON AVS, Mrs. H. R. Hastings, 109 Whitaker Blvd., Huntington 25701

WISCONSIN

*WISCONSIN COUNCIL OF AVC, Mrs. Arthur W. Geisler, 1516 E. Olive St., Milwaukee 53211
 BLUEMOUND AVC, Mrs. George Currier, 2445 N. 91st St., Wauwatosa 53226
 COUNTRYSIDE AVC, Mrs. William Wall, 4742 Lafayette Dr., Madison 53705
 *CROSTOWN AVC, Mrs. Ted Froncek, 1538 Lakeview Ave., Madison
 FIRST AVC OF WEST ALLIS, Mrs. Herman Baerwolf, 2645 So. 75th St., West Allis 53218
 FIRST AVS OF БЕЛОIT, Mrs. Fred Scudder, 1929 Walton Lane, Beloit 53511
 FIRST AVS OF JANESVILLE, Mrs. Stan Myers, 2524 Plymouth, Janesville 53545
 GREEN THUMB AVC, Mrs. Fred Scudder, 1929 Walton Lane, Beloit 53511
 *HIGH HOPES AVS, Mrs. Gilbert Arndt, 309 Huron St., Randolph 53956
 LAKESHORE SAINTPAULIA CLUB OF RACINE, Mrs. D. E. Buchta, 2822 Michigan Blvd., Racine 53402
 MILWAUKEE AVS, Miss Jeannine Achauer, 7818 W. Lynmar Ct., Milwaukee 53222
 *OCONOMOWOC AVS, Mrs. Edward Rice, 1334 Long Rd., Oconomowoc 53066
 RACINE AVS, Mrs. Charles Bromley, 1115 Roosevelt Ave., Racine 53406
 RAINBOW VIOLETEERS, Mrs. Adeline Krogman, 1325 Parkway Dr., Brookfield 53005
 SHOW AND TELL AVC, Mrs. John Friebe, 232 Main, Delafield 53018
 SOUTH TOWNE AVS, Mrs. Gertrude Fohr, 2008 S. 71st St., West Allis 53219
 *VIOLETS A-GO-GO, Miss Lillian Becker, 3211A W. Fairmount Ave., Milwaukee 53209
 WAUKESHA VIOLETEERS, Mrs. Karla Peckham, W 300 N. 1080 McCowell Dr., Waukesha 53186
 WAUSAU AVC, Mrs. Donald Holzem, Rt. 3 Box 223, Wausau 54401
 MID-DAY VIOLETEERS, Mrs. David Stilp, 746 Harding St., Oconomowoc 53019
 DAYTIDE AVS, Mrs. Robert Maus, 1412 S. Green Ridge Terr., New Berlin 53151
 SUNDAY AV MATINEE, Mrs. William Krogman, 1325 Parkway Dr., Brookfield 53005
 RIVERSIDE AVS, Mrs. Robert L. Maas, 1020 Wilder St., Watertown 53094

WYOMING

SHERIDAN AVC, Mrs. Dale E. Kinley, P. O. Box 622, Sheridan 82801

FISCHER GIFT CERTIFICATES


Always appreciated!

Fischer
AFRICAN VIOLETS
are right
for every occasion:

- ★ CHRISTMAS
- ★ BIRTHDAY
- ★ ANNIVERSARY
- ★ GENERAL GIFT

Fischer's African Violets . . . America's Finest . . . are perfect gifts for every occasion . . . and they give pleasure long after the event. And, they're so easy to give. They are handsome jackets with an appropriate message, and our latest full color catalog inside.

Certificates are available in the amounts of \$8.00 for a choice of any four plants in our catalog; \$10.95 for any six plants, and \$15.00 for any nine plants.



IMPORTANT

Send exactly the kind of certificate you want . . . Christmas, Birthday, Anniversary, General Gift. Simply send your check or money order in the amount of the certificate, your name, plus the name and address of the recipient, and the date. We'll do the rest . . . and your recipient will appreciate your thoughtfulness.



**We'll make sure your
Gift Certificate
arrives in time for
that special occasion.**



THINK CHRISTMAS!

*It's that time of year once more,
To fill the stockings by the score.
Little gifts from far and near,
Bring delight and Christmas cheer.*

MERRY CHRISTMAS . . .

Anne and Frank Tinari



Violet Jar
Saucer



Violet Jar

CERAMIC AFRICAN VIOLET PLANT JAR

In seven sparkling colors! To delight any Violet enthusiast. Solid glossy colors in violet, pink, blue, yellow, white, green, gray and black. (State second choice.) No 1 Jar—Handmade and hand painted in glossy ceramic with suitable space for four of your favorite plants. Proper drainage hole in bottom. Stands 5½" high and is approximately 5¾" in circumference. Please state type jar and color wanted. No. 1 or No. 2, \$3.75 each, ppd. SPECIAL: 2 jars for \$6.95 postpaid. VIOLET JAR SAUCER—Especially designed to set the above jars on, approximately ½" deep to hold excess water. Comes in same colors to match above jar. Please specify color. \$1.69 postpaid.

PETERS FERTILIZER—A soluble fertilizer especially for African Violets in two new formulas:

African Violet Special: 12-36-14, 8-oz. carton \$2.25 postpaid.

Variegated Violet Special: 5-50-17, 8-oz. carton \$2.50 postpaid.



FLORA CART—Indoor Garden on Wheels

Ideal for growing African violets. Rugged lifetime construction of aluminum tubing. Beautiful molded fiberglass trays 19"x49"x1½", lightweight, strong and easy to clean. Shipped "knocked down"

with complete instructions for assembly. May be operated with automatic timer. (Accommodates 48" tubes.)

Model BA—3 tray stand which includes three double light fixtures (no tubes are included), 3 trays, comes complete with casters for easy moving. Overall size: 68" high x 53" long x 19" wide. \$195.55 postpaid.

Model CA—2 tray stand which includes two double light fixtures (no tubes are included), 2 trays, comes complete with casters for easy moving. Overall size: 48" high x 53" long x 19" wide. \$142.95 postpaid.

California and New York City customers only, please add \$5.00 postage.

PLASTIC TENTS

For Model CA—2 Tray—\$10.95 with floracart order, separately please add \$1.00.

For Model BA—3 Tray—\$12.95 with floracart order, separately please add \$1.00.

Depl. AV
Commercial Member
AVS of America, Inc.

Tinari

GREENHOUSES

Box 190, 2325 Valley Road
Huntingdon Valley, Pa. 19006



"OUR AFRICAN VIOLET HERITAGE"

by Anne Tinari . . . read about the heritage of your favorite plant, its growth and history of many cultivars originated in the last 30 years. Most often asked questions and answers to help you with your violet problems. An Ideal Christmas Gift for any violet enthusiast, autographed on request . . . \$3.95 ppd.

AFRICAN VIOLET NOTE PAPER—with envelopes. 16 beautiful violets printed in full color. All different. \$1.50 a box with order ppd. Separately, please add 25¢ postage.

Helen Van Pelt Wilson's AFRICAN VIOLET BOOK

—Now in Paperback. New information on how to have blooms at windows or under lights. Culture of miniatures, scoring of show plants, other gesneriads, charts of troubles and cures, 29 photographs in color, 59 in black and white. 37 pages of line drawings. . . . \$5.95 ppd.



"HOW TO GROW AFRICAN VIOLETS"

A Sunset Book written by Jack Kramer. Up to date growing techniques described and illustrated. Guidelines on propagating, grooming and showing. Also information on the popular Gesneriads. \$2.89 postpaid.

New SPOT-O-SUN Grow-Lite Fixture

Simulated sunshine is provided by the special wide spectrum grow lamp included in this decorative planter. Molded from practically indestructible lexan in beautiful avocado green. Height 15", Width 9", Depth 11½", Bowl Dia. 9". \$21.95 ea., postpaid. (This unit will not operate from a timer.)




RIPE-N-GROW SUN-LITE

Large 16" diameter, 3¼" deep bowl with durable avocado green luxurious long-life finish. Reflector dome diameter is 17" and is 19" in height. Complete with Sylvania 22 watt Wide-Spectrum fluorescent circline tube. Can hold as many as one dozen 2¼" pots. Most attractive and beautiful for growing African violet plants. This unit will operate from a timer. \$29.95 ppd.



GRO-LUX LAMP FIXTURE

—Handsome durable, all metal fluorescent table lamp fixture, featuring gold top with black wrought iron legs. Complete with 2-20 watt gro-lux tubes, the new energy source for stimulating plant growth. (tray not included). Approximate size 24" high, 24" long and 13½" deep. May be used with a timer. \$29.95 ppd.





AUTOMATIC TIMER—For use with fluorescent lights that have "rapid start" ballast. Capacity 875 watts. Can be set to go on or off automatically. \$9.95

Send 25¢ for color catalog listing over 100 plant descriptions, lighting equipment, accessories, books and "Tinariums".

Prices subject to change.







SMITHSONIAN INSTITUTION LIBRARIES



3 9088 01486 4524