

Historic, archived document

Do not assume content reflects current scientific knowledge, policies, or practices.

943
763
sp. 2

U. S. DEPT. OF AGRICULTURE
NATIONAL ECONOMIC LIBRARY

NOV 2 1963


AFRICA'S

**TOBACCO
industry**

CURRENT DATA RECORDS



AFRICA
ADMINISTRATIVE DIVISIONS
1 November 1962



Boundaries are not necessarily those recognized by the U.S. Government

For sale by the Superintendent of Documents, U.S. Government Printing Office
Washington, D.C., 20402 - Price 75 cents

FOREWORD

Many of the developing countries of Africa are growing markets for U.S. tobacco. In 1962 we exported 22.5 million pounds of leaf to them, valued at \$16.5 million. In addition we sold them \$8.5 million worth of cigarettes. In the future expanding new cigarette factories producing quality blended cigarettes will need more of our tobacco. Greater economic progress in Africa will cause larger sales of cigarettes containing our leaf.

Northern Africa imports most of its tobacco requirements. Middle Africa also relies heavily on imported leaf, especially for the manufacture of quality cigarettes. Southern Africa contains several of the fastest growing tobacco exporters in the world, which are unlikely to take more of our tobacco.

Southern Rhodesia is now the world's second largest tobacco exporter.

This report is the second in a series on the tobacco industries in various areas of the world. It is based on studies made on the spot by members of the Foreign Agricultural Service Tobacco Division and the U.S. agricultural attachés.



Hugh C. Kiger, Director, Tobacco Division

PREFACE

Tobacco was introduced into Africa by ships from America in the early 1600's. By 1630, it was growing along the riverbanks in most of West Africa where slave traders had gone. Pipe smoking spread throughout the coastal areas and then into the hinterlands.

In the 1630's, European merchants made tobacco available to native South Africans. Because of the great demand among them for tobacco, Van Riebeeck, leader of the Cape Colony, began tobacco cultivation in 1687. By 1892, about 5.5 million pounds were grown in South Africa. The native Africans learned tobacco cultivation from the Dutch, and garden patches spread into the interior of southern Africa.

By 1654, Madagascar had produced a successful crop of tobacco from seed brought in the 1640's by French and English ships. By the late 1690's, large quantities were grown in areas of Mozambique and districts now included in Northern Rhodesia.

Extensive tobacco cultivation spread across the coastal areas of North Africa in the late 1700's.

Imports of Black Fat tobacco along the coastal areas of West Africa gained momentum in the 1880's. Cameroun was the only area growing considerable quantities for export in the 1890's.

The first fields of tobacco appeared on the fertile Rhodesian veld in 1893. World War II boosted world demand and sparked tremendous expansion among farmers in Southern Rhodesia. A guaranteed market in the United Kingdom and an influx of capital and farmers from many countries tripled the tobacco crop in the 1940's.

In other countries, tobacco production expanded sharply also to meet postwar demand in Europe. Algerian production reached a peak of 64 million pounds in 1953, and Madagascar and Cameroun expanded production for export to France.

At the same time, production for local consumption expanded considerably.

Recently, many small exporters have enlarged their acreage and improved yields, and have been selling abroad in increasing quantities: Mozambique, Republic of South Africa, and Cameroun have more than quadrupled exports in the past 10 years.

Today, the continent of Africa produces 12 percent of the world's tobacco and supplies about 15 percent of total exports.

CONTENTS

Page

Summary	1
Production	4
Manufacturing	6
Trade.....	8

I. Northern Africa:

Algeria	14
Canary Islands	21
Egypt (UAR)	23
Ethiopia.....	27
Ifni	29
Libya	29
Morocco	32
Somalia	37
Spanish Sahara	38
The Sudan	38
Tunisia	41

II. Middle Africa:

Burundi	44
Cape Verde Islands	44
Cameroun	44
Central African Republic	47
Chad	47
Congo, Republic of the (Leopoldville)	48
Congo, Republic of (Brazzaville)	53
Dahomey	56
French Somaliland.....	58
Gabon	58
Ghana	59
Guinea.....	62
Ivory Coast	62
Kenya	64
Liberia	66
Mali	69
Mauritania	69
Nigeria	69
Niger	74
Rio Muni and Fernando Póo.....	74
Rwanda	75
Sao Tome and Principe.....	75
Senegal.....	75
Sierra Leone	76
Tanganyika.....	78
Togo	80
Uganda	81
Upper Volta	82
Zanzibar	83

III. Southern Africa:	
Angola.....	84
Basutoland.....	87
Bechuanaland.....	87
Malagasy Republic.....	87
Mauritius.....	91
Mozambique.....	91
Reunion.....	94
Rhodesia and Nyasaland.....	94
Southern Rhodesia.....	95
Northern Rhodesia.....	101
Nyasaland.....	103
South Africa, Republic of.....	105
South-West Africa.....	114
Swaziland.....	114
Outlook.....	115

AFRICA'S TOBACCO INDUSTRY

by John B. Parker, Jr.

Tobacco Division, Foreign Agricultural Service

SUMMARY

The tobacco industry in Africa has been marked by tremendous growth during the last decade. Most of the production and export gains have been in southern Africa and most of the manufacturing and imports, in the rest of Africa. Over half of the countries have built their first new cigarette factory in these years.

In the last decade also, Africa's share of the world tobacco trade has doubled. In 1962 it accounted for 12 percent of the world's tobacco exports and 6 percent of its imports. Rhodesias-Nyasaland is now the world's second largest tobacco exporter and accounts for over 80 percent of the continent's tobacco exports. South Africa, Algeria, Malagasy, and Mozambique account for most of the rest.

The African countries import about 122 million pounds of leaf tobacco and 18 million pounds of cigarettes annually. Close to 100 million pounds of unmanufactured tobacco and 12 million pounds of cigarettes come from suppliers outside Africa.

Rhodesias-Nyasaland and the United States each supply Africa with 20 million to 25 million pounds of unmanufactured tobacco annually, and India supplies about 15 million pounds. Greece, Turkey, Brazil, and the Dominican Republic each ship over 5 million pounds to Africa annually, and Colombia, Paraguay, Argentina, the Philippines, and Indonesia over 2.5 million.

Egypt imports about 26 million pounds of leaf annually, although the total for 1963 may exceed 30 million pounds. Algeria imported 22 million pounds in 1961 and should take about the same quantity in 1963. The Congo, the Canary Islands, and Morocco are each markets for about 10 million pounds of imported tobacco annually.

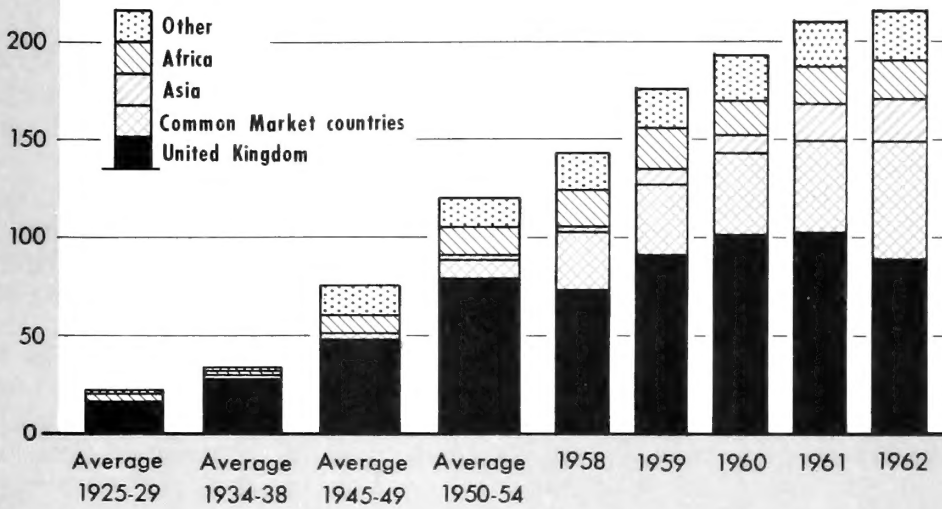
Tunisia, South Africa, and Nigeria import an average of about 5 million pounds of leaf a year. The Ivory Coast, Senegal, Ghana, Malagasy, and Cameroun import 2 million to 3 million.

Among West Africa's many small tobacco importers, Sierra Leone, Liberia, Dahomey, and Togo are importing more leaf. Imports by Gambia and Mali are relatively stable.

Libya, the Sudan, and Ethiopia are relatively new importers of considerable quantities of leaf. Somalia, another new market, imports small quantities of Chinese tobacco.

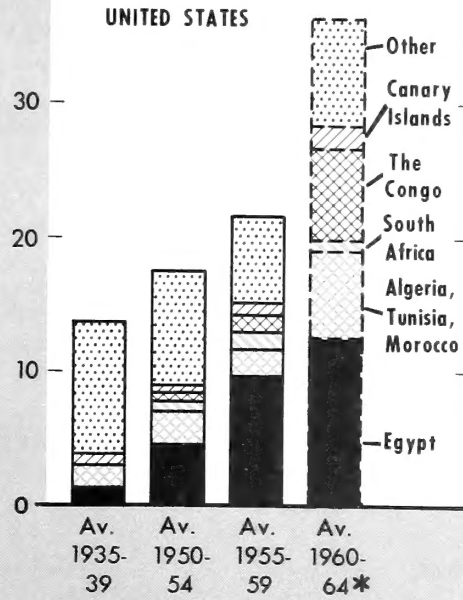
Rhodesias-Nyasaland: Exports of Unmanufactured Tobacco To Major World Areas

MILLION POUNDS

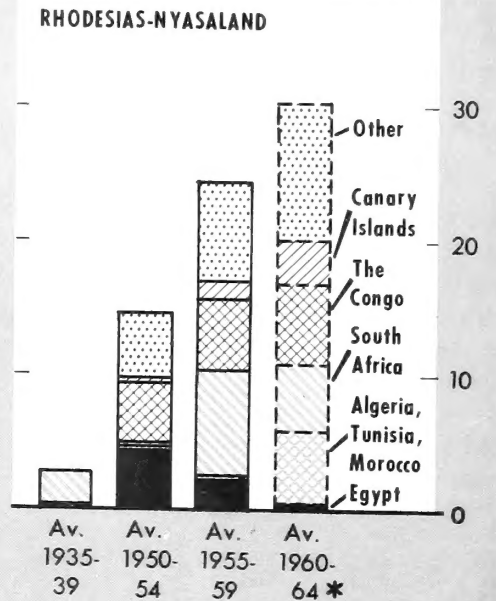


United States and Rhodesias-Nyasaland: Exports of Unmanufactured Tobacco to Africa in Selected Periods

MILLION POUNDS



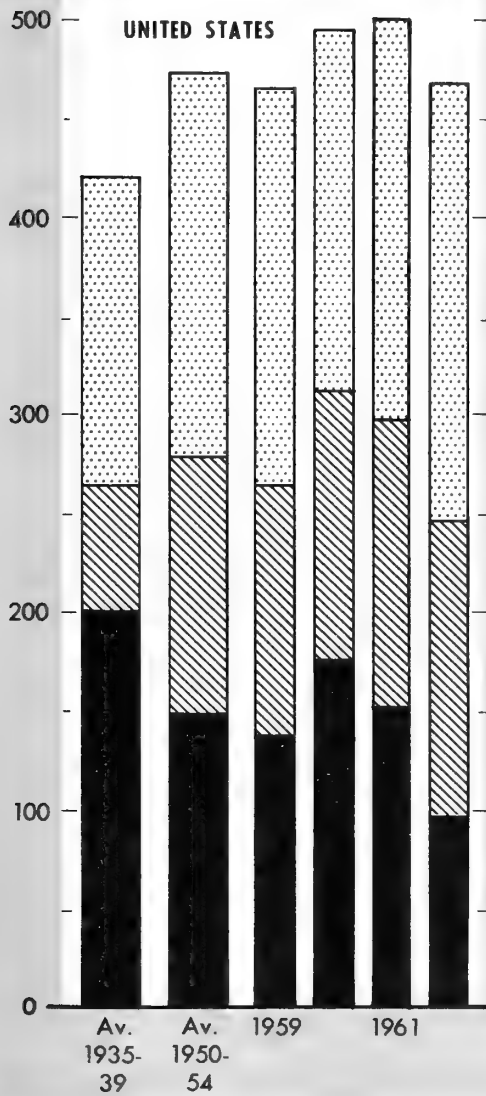
MILLION POUNDS



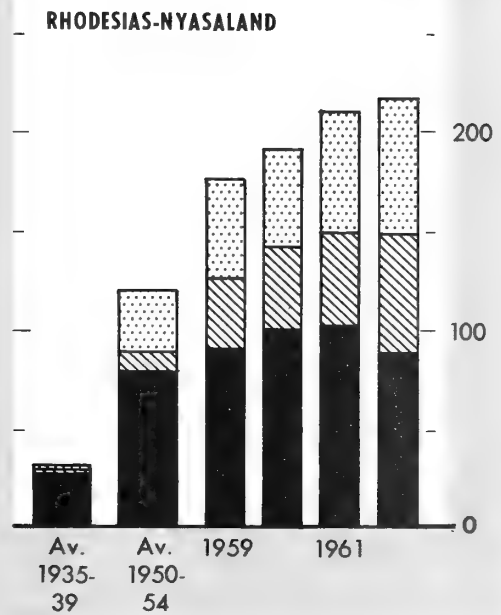
*PROJECTED

United States and Rhodesia-Nyasaland: Exports of Unmanufactured Tobacco to The United Kingdom and EEC

MILLION POUNDS



MILLION POUNDS



PRODUCTION

Total tobacco production in Africa will approach 470 million pounds in 1963--almost double the quantity a decade ago. Algeria was the largest tobacco producer in Africa until Rhodesian exports to the United Kingdom increased in the late 1930's. Southern Rhodesia now produces about half the tobacco in Africa.

No controlled acreage allotments exist in most of Africa in the manner found in the United States. However, production is prohibited in Egypt and controlled as to the number of plants each farmer can plant in Libya.

A farmer with capital to build barns can start a crop in any part of Africa below the Sahara, after obtaining a contract to sell the crop or joining a local marketing board. Once a farmer becomes a member of the marketing board he pays a levy and benefits from the services of the marketing board.

Most marketing boards make rules governing the grades, prices and functions of marketing. The largest and most efficient marketing board operates the three large warehouses in Salisbury, Southern Rhodesia.

Tobacco production in Southern Rhodesia expanded by more than 8 percent annually in the late 1940's and early 1950's. Since the mid-1950's the rate of expansion has slowed down to an annual gain of 4 to 5 percent.

Commercial production of tobacco has expanded sharply in Northern Rhodesia which can ship tobacco by rail to the streamlined warehouses of Salisbury. The production of dark fire-cured tobacco by African farmers has expanded slightly over the last decade, to supply the growing market for this type of tobacco in West Africa.

The Republic of South Africa and Mozambique are rapidly expanding tobacco producers. Their bumper crops in the recent decade have resulted in surprisingly larger exports. Tobacco production has increased slightly in Angola, Morocco, and Tunisia.

Algerian tobacco production dropped from 64 million pounds in 1953 to less than 4 million in 1961, due to fighting and occurrence of the plant disease blue-mold. Algeria is normally the largest producer and exporter of air-cured tobacco in Africa.

About three-fourths of the tobacco grown in Africa is flue-cured. Dark air-cured is the next most important type. A considerable acreage of dark air-cured tobacco is grown in small patches for home use. Most of the tobacco grown in West Africa, the Sudan, and Ethiopia does not enter commercial channels.

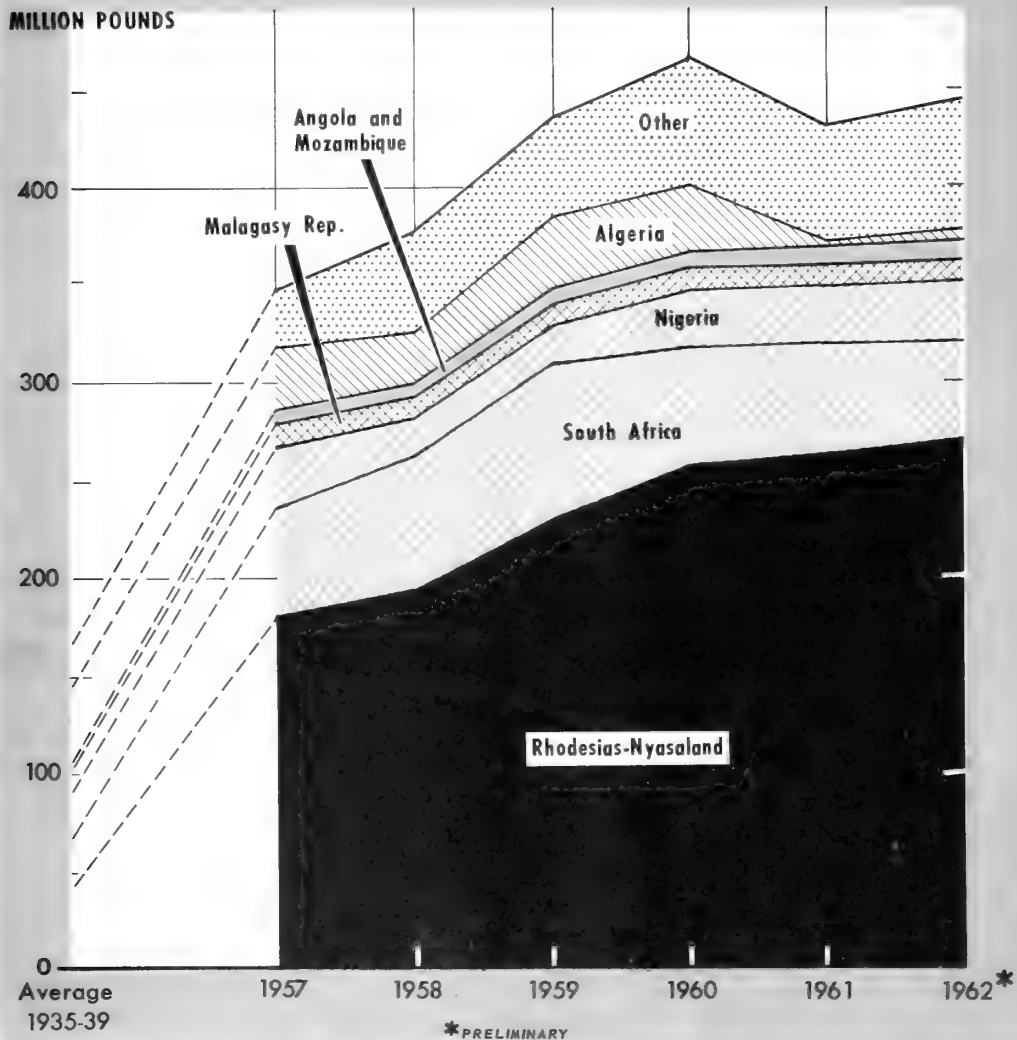
More burley is being produced in Northern Rhodesia, Nyasaland, the Republic of South Africa, and Morocco. A small amount of burley is grown in Malagasy, Libya, and the Republic of the Congo.

TABLE 1.--AFRICA: Estimated production of tobacco, averages 1935-39, 1947-51, and 1955-59 annual 1959-62

Country	Average			1961	1962
	1935-39	1947-51	1955-59		
	1,000 pounds	1,000 pounds	1,000 pounds	1,000 pounds	1,000 pounds
Algeria.....	38,667	44,671	31,548	3,746	5,950
Canary Islands.....	600	750	1,434	3,000	3,300
Ethiopia ¹	2,200	3,300	3,500	4,400	4,500
Libya.....	1,000	2,100	22,571	3,100	3,200
Morocco.....	704	1,278	4,812	4,189	5,290
Somali Republic ¹	100	110	160	250	225
Sudan ¹	1,000	1,600	2,200	3,500	3,660
Tunisia.....	1,262	2,205	3,520	2,425	4,730
Angola.....	750	1,000	3,305	3,748	4,000
Cameroun.....	1,000	2,200	4,528	4,800	5,100
Central African Rep.....	100	200	660	1,000	1,000
Congo, Republic of ²	300	350	3,000	3,300	3,500
Congo, Rep. of the ³	1,684	1,950	3,000	936	1,600
Dahomey ¹	250	613	1,222	1,617	1,750
Ghana ¹	150	150	750	1,925	2,800
Guinea ¹	300	700	880	1,800	1,900
Ivory Coast ¹	800	1,000	2,200	4,400	4,500
Kenya.....	300	851	528	681	650
Malagasy Republic ¹	14,164	7,190	9,718	9,608	11,302
Mali ¹	2,200	2,200	--	3,800	3,750
Mauritius.....	467	1,535	1,100	1,228	1,095
Mozambique.....	650	758	3,246	5,000	5,291
Niger ¹	300	660	880	1,000	1,050
Nigeria.....	22,800	23,490	25,728	30,050	31,100
Portuguese Guinea ¹	400	500	700	650	700
Rhodesias-Nyasaland.....	43,486	120,023	193,406	263,472	270,325
Rio Muni.....	--	--	--	--	100
Rwanda-Burundi.....	2,500	2,800	3,746	2,800	3,000
Sierra Leone.....	--	--	--	250	300
Tanganyika.....	874	4,419	5,619	6,882	6,890
Togo ¹	200	220	240	400	400
Uganda.....	1,500	2,671	5,781	2,650	3,500
Upper Volta ¹	100	130	400	675	600
Swaziland.....	320	580	680	1,100	1,300
Rep. of South Africa.....	24,372	47,621	56,047	55,930	50,040
Total Africa.....	165,500	279,825	396,109	434,312	445,198

¹ Includes estimates for tobacco grown as a garden crop. ² Formerly French Congo. ³ Formerly Belgian Congo.

Africa: Production of Tobacco



The highest yields are obtained in Libya and Mauritius where land is limited. This causes farmers to irrigate and heavily fertilize available land. Increasing yields and expanding acreage are likely to boost future tobacco production throughout Africa. Production by commercial farmers is likely to continue increasing more rapidly than the quantity of tobacco grown by subsistence farmers. Most of the future production gains will be placed on the world export market.

MANUFACTURING

New factories have been built in about half the countries of Africa in the last decade. The smaller and newer cigarette factories in the countries where tobacco manufacturing is young have accounted for most of the recent gains in Africa's total cigarette output. In fact, cigarette output in the three largest manufacturing countries--the Republic of South Africa, Algeria, and Egypt--has remained relatively stable in the last few years.

The most rapid gains have occurred in the Canary Islands, Ethiopia, Ivory Coast, and Nigeria. New factories have opened since 1960 in Tanganyika and Sierra Leone where no factory using modern machines existed previously.

Most of the machines for the new cigarette factories have been imported from West Germany, the United Kingdom, and the United States. The United States supplies most of the cigarette paper used in Africa, although a new plant for this is under construction in Southern Rhodesia.

Southern Rhodesia and Algeria are the most important cigarette exporters in Africa. Southern Rhodesia ships cigarettes duty free to Bechuanaland, the

TABLE 2.--AFRICA: Production of cigarettes, averages 1935-39 and 1951-55, annual 1960-61

Country	Average				Change, 1951-55 average to 1961
	1935-39	1951-55	1960	1961	
	Million <u>pieces</u>	Million <u>pieces</u>	Million <u>pieces</u>	Million <u>pieces</u>	Percent
Algeria.....	5,055	7,639	10,479	¹ 10,400	36.1
Ethiopia.....	52	191	357	370	93.7
Libya.....	--	457	¹ 600	¹ 620	35.7
Morocco.....	976	2,790	2,825	¹ 2,920	4.7
Canary Islands.....	--	500	3,292	5,037	1007.4
Sudan.....	--	30	¹ 220	¹ 250	733.3
Tunisia.....	934	1,722	¹ 2,326	¹ 2,360	37.0
U.A.R. (Egypt).....	3,500	9,733	10,600	10,250	5.3
Angola.....	75	590	1,066	¹ 1,270	115.3
Cameroun.....	--	650	890	985	51.5
Congo.....	--	250	825	¹ 900	260.0
Congo, Rep. of.....	250	2,231	¹ 3,600	¹ 3,900	74.8
Ghana.....	--	¹ 450	1,428	¹ 1,410	213.3
Ivory Coast.....	--	¹ 150	700	1,200	800.0
Kenya.....	--	83	2,381	2,324	2700.0
Malagasy Republic.....	9	42	473	¹ 525	1150.0
Mauritius.....	310	549	618	¹ 600	9.3
Mozambique.....	268	756	1,218	1,403	85.6
Nigeria.....	193	2,042	2,888	¹ 3,175	55.4
Rhodesias Nyasaland.....	--	¹ 2,360	¹ 4,700	¹ 4,760	101.7
Senegal.....	--	1,000	1,280	1,375	37.5
Sierra Leone.....	--	--	19	120	--
Tanganyika.....	40	--	--	484	--
Uganda.....	400	2,805	1,433	1,285	54.2
Rep. of South Africa.....	4,277	9,812	11,061	10,907	11.2
Total Africa.....	16,339	46,832	64,279	68,830	47.0

¹ FAS estimate.

Republic of South Africa, Basutoland, Swaziland, and South-West Africa. (Shipments to Northern Rhodesia and Nyasaland are not included in the export statistics.) Algeria was the leading supplier of cigarettes in French-speaking Africa until recently. Larger imports from France and expanding local production have met the demand by smokers in Senegal and the Ivory Coast, important markets for Algerian cigarettes.

Duty-free shipments of cigarettes within customs unions enable manufacturers in a country consuming a small volume of cigarettes to increase their volume for distribution to smokers in neighboring countries. This plan has been beneficial to cigarette manufacturers in Nairobi, Kenya. They distributed more cigarettes to Tanganyika and Uganda in 1961 than within Kenya itself. The cigarette factory in Bouaké, Ivory Coast, ships about one-fourth of its output to Mali, Upper Volta, and Niger. The factory in Brazzaville, Congo Republic, ships about half of its output to Chad, Gabon, and the Central African Republic. Manufacturers in the Malagasy Republic have recently increased their cigarette exports to Reunion and the Cameroun where they have duty-free entry.

The export price of cigarettes from factories in Africa is usually higher than the 9 cents per pack for U.S. cigarettes. Due to the higher fixed cost of machinery and the transportation cost, many countries find it cheaper to import U.S. cigarettes for the smokers who prefer quality brands. Cigarette sales in some countries are now too small to justify a factory.

This may not always be so, of course, and some new factories may be built in countries where only low-cost dark cigarettes are currently manufactured. The trend toward lighter cigarettes and American blended cigarettes is pronounced throughout Africa. Smokers in West Africa, Morocco, and Tunisia currently smoke mostly dark cigarettes because of their country's economic policy, but trends indicate many smokers are switching to lighter or blended cigarettes. English-type cigarettes are smoked in all English-speaking countries in Africa; these are produced by companies associated with each other in different countries. By association, the companies can lower advertising, marketing, and research cost.

The American blended-type cigarette is increasingly popular in Egypt, Republic of South Africa, Republic of the Congo, and the Rhodesias-Nyasaland. It is usually made from imported tobacco in northern Africa and almost entirely locally grown tobacco in southern Africa.

TRADE

Africa's tobacco exports and imports are both increasing more rapidly than any other continent's. Southern Africa has three of the world's fastest growing tobacco exporters--Rhodesias-Nyasaland, the Republic of South Africa, and Mozambique. Most of the other areas in Africa are net importers of tobacco, the most important of which is northern Africa which in 1962 took about 80 million of the 120 million pounds of leaf imported by all of Africa. The countries across middle Africa took 35 million. In southern Africa, duty-free shipments of Rhodesian tobacco to the Republic of South Africa accounted for most of the 5 million pounds traded.

The United States exported about 22 million pounds of tobacco to Africa in 1962. If the rapid growth in tobacco imports continues, Africa's purchases of U.S. leaf may double within the next decade, and are likely to reach 35 million pounds by 1970. The United States may be supplying one-fourth of Africa's leaf imports by 1970 if the trend toward light-blended cigarettes continues.

Rhodesias-Nyasaland is the world's fastest growing large tobacco exporter and South Africa is the fastest growing small exporter. In the last 10 years Southern Rhodesia's tobacco exports have doubled, and Nyasaland's remained stable. South Africa's tobacco exports in 1962 were 10 times larger than they were a decade earlier, and Mozambique's have quadrupled. Other rapidly growing tobacco exporters in Africa are Angola and Cameroun.

TABLE 3.--AFRICA: Exports of tobacco, averages 1935-39, 1950-54, 1955-59, annual 1960 and 1961

Country of destination	Average		1955-59	1960	1961
	1935-39	1950-54			
	1,000 pounds	1,000 pounds	1,000 pounds	1,000 pounds	1,000 pounds
Algeria.....	24,979	27,716	19,049	18,600	15,865
Ethiopia ²	6	10	27	1 22	1 44
Libya.....	--	--	1	235	432
Morocco.....	35	493	558	366	451
Tunisia.....	2	117	720	1 300	1 275
Angola.....	924	1,690	825	1,874	1,786
Cameroun.....	357	1,420	2,153	2,075	3,220
Congo (Brazzaville).....	--	702	1,142	743	1,228
Congo, Rep. of.....	1	155	148	34	22
Dahomey.....	--	--	--	88	265
Guinea.....	--	--	16	1 330	1 220
Ivory Coast ³	--	--	268	220	476
Malagasy Rep.....	5,262	8,596	8,804	6,606	6,504
Mauritius.....	--	--	29	--	--
Mozambique.....	36	361	772	1,000	2,390
Nigeria ²	--	210	336	200	260
Rhodesias-Nyasaland.....	33,405	120,247	149,496	192,323	209,990
Tanganyika.....	388	1,447	652	1,636	1,076
Uganda.....	315	263	25	193	45
Zanzibar.....	34	14	23	22	20
Union of South Africa.....	635	2,823	2,144	10,403	7,967
Total Africa.....	66,379	166,264	187,188	237,270	252,536

¹ Estimated. ² Estimated by reported imports of trading partners. ³ Also includes small shipments from Guinea.

TABLE 4.--AFRICA: Estimated consumption of tobacco products, annual 1955, 1960-1962

Countries	1955				1960				1961				1962			
	Cigarettes	Other	Total	Million pounds	Cigarettes	Other	Total	Million pounds	Cigarettes	Other	Total	Million pounds	Cigarettes	Other	Total	
	Million pounds	Million pounds	Million pounds	Million pounds	Million pounds	Million pounds	Million pounds	Million pounds	Million pounds	Million pounds	Million pounds	Million pounds	Million pounds	Million pounds	Million pounds	
Algeria.....	10.7	5.6	16.3	18.0	5.9	23.9	18.6	6.2	24.8	18.2	6.1	24.3				
Ethiopia-Eritrea.....	.7	3.0	3.7	1.1	4.0	5.1	1.3	4.1	5.4	1.5	4.2	5.7				
Libya.....	1.5	1.1	2.6	1.8	1.4	3.2	2.1	1.3	3.4	2.3	1.2	3.5				
Morocco.....	6.7	1.8	8.5	9.0	2.3	11.3	9.3	2.1	11.4	9.6	2.0	11.6				
Somali Sahara (Rio de Oro).....	2	.2	.4	.2	.3	.5	.2	.3	.6	.3	.3	.6				
Spanish Sahara (Rio de Oro).....	1.1	--	--	1.1	--	1.1	1.1	--	1.1	1.1	--	1.1				
Sudan.....	1.1	2.2	3.1	1.5	2.9	4.4	2.0	3.1	5.1	2.3	3.2	5.5				
Tunisia.....	4.3	1.5	5.8	5.5	1.8	7.3	5.8	1.7	7.5	6.2	1.8	8.0				
UAR (Egypt).....	17.6	7.5	25.1	18.6	7.3	25.9	18.3	7.1	25.4	18.8	8.0	26.8				
Canary Islands.....	1.5	.5	2.0	1.8	.5	2.3	1.9	.5	2.4	2.0	.5	2.5				
Angola.....	1.7	.7	2.4	2.3	.8	3.1	2.6	.9	3.5	2.8	.9	3.7				
Burundi.....	.4	2.0	2.4	.4	2.2	2.6	.4	2.1	2.5	.4	2.2	2.6				
Cameroun.....	3.0	1.0	3.0	2.4	1.1	3.5	2.5	1.1	3.6	2.6	1.1	3.7				
Cape Verde Islands.....	1	--	1	1	--	1	1	--	1	1	--	1				
Central African Republic.....	3.3	.3	3.6	4	.4	4.8	5.5	.4	5.9	5.5	.5	6.0				
Chad.....	.3	.5	.8	.4	.6	1.0	.5	.6	1.1	.6	.6	1.2				
Congo, Brazzaville.....	.5	.3	.8	.6	.4	1.0	.7	.3	1.0	.8	.3	1.1				
Congo, Leopoldville.....	11.7	.9	12.6	8.2	.8	9.0	8.0	1.0	9.0	10.0	.7	10.7				
Dahomey.....	.4	1.2	1.6	.5	1.3	1.8	.5	1.3	1.8	.5	1.4	1.9				
Fernando Poo and Rio Muni.....	.2	.4	.6	.3	.5	.8	.4	.4	.8	.4	.4	.8				
Gabon.....	.2	.2	.4	.2	.2	.4	.2	.2	.4	.2	.2	.4				
Gambia.....	.1	.3	.4	.2	.3	.5	.2	.3	.5	.2	.3	.5				
Ghana.....	1.3	1.6	2.9	3.9	1.7	5.6	4.2	1.7	5.9	4.2	1.5	5.7				
Guinea.....	1.5	1.3	2.8	1.3	1.4	2.7	1.2	1.5	3.7	1.3	1.5	2.8				
Ivory Coast.....	2.1	1.3	3.4	2.6	1.2	3.8	2.7	1.2	3.9	2.9	1.1	4.0				
Liberia.....	.2	.2	.4	.5	.9	1.4	.7	.8	1.5	.8	.7	1.5				
Malagasy Republic.....	1.1	2.3	3.4	1.3	2.6	3.9	1.5	2.7	4.2	1.7	2.8	4.5				
Mal.....	.5	3.3	3.8	.4	3.5	3.9	.4	3.6	4.0	.4	3.6	4.0				
Mauritania.....	.1	.1	.2	.1	.2	.3	.1	.2	.3	.1	.2	.3				
Mauritius.....	1.0	.3	1.3	1.4	.3	1.7	1.5	.3	1.8	1.6	.2	1.8				
Mozambique.....	1.9	1.0	2.9	2.8	1.6	4.4	3.1	1.8	4.9	3.2	1.8	5.0				
Niger.....	.2	.6	.8	.2	.7	.9	.2	.7	.9	.2	.8	1.0				
Nigeria.....	6.1	26.0	32.1	7.0	30.8	37.8	7.4	31.1	38.5	7.8	32.0	39.8				
Portuguese Guinea.....	.3	.7	1.0	.4	.9	1.3	.4	.9	1.3	.5	1.0	1.5				
Reunion.....	.2	.4	.6	.5	.2	.7	.5	.2	.7	.6	.2	.8				
Rhodesias-Nyasaland.....	7.7	4.9	12.6	7.2	6.1	13.3	6.7	6.5	13.2	6.7	6.4	13.1				
Rwanda.....	.4	1.6	2.0	.5	1.8	2.3	.4	2.0	2.4	.4	2.1	2.5				
Sao Tome and Principe.....	.1	.1	.2	.1	.1	.2	.1	.1	.2	.1	.1	.2				
Senegal.....	2.0	.8	2.8	2.6	.7	3.3	2.7	.6	3.3	2.8	.6	3.4				
Sierra Leone.....	.5	1.6	2.1	.5	1.9	2.4	.5	1.8	2.3	.6	1.7	2.3				
Tanganyika.....	2.7	1.9	4.6	2.9	3.0	5.9	4.9	1.5	6.4	5.7	1.2	6.9				
Togo.....	.3	.6	.9	1.0	.6	1.6	.9	.7	1.6	.9	.8	1.7				
Uganda.....	2.5	1.7	4.2	2.4	1.9	4.3	2.2	2.0	4.2	2.3	2.1	4.4				
Upper Volta.....	.1	.4	.5	.2	.5	.7	.2	.6	.8	.2	.6	.8				
Zanzibar.....	.3	.4	.4	.3	.1	.4	.2	.1	.3	.2	.1	.3				
Basutoland.....	.2	.3	.5	.2	.4	.6	.2	.4	.6	.2	.4	.6				
Bechuanaland.....	.1	.2	.3	.1	.2	.3	.1	.2	.3	.1	.2	.3				
South West Africa.....	.4	.8	.8	.5	.4	.9	.5	.4	.9	.5	.4	1.0				
Swaziland.....	.2	.3	.5	.3	.3	.6	.3	.3	.6	.3	.3	.7				
Rep. of South Africa.....	22.3	24.5	46.8	24.4	26.1	50.5	24.0	24.8	48.8	23.1	25.6	48.7				
Total Africa.....	118.6	109.5	228.1	139.2	125.1	264.3	144.0	123.7	268.7	149.8	126.1	275.9				

TABLE 5.--AFRICA: Imports of unmanufactured tobacco, averages 1935-39, 1950-54, 1955-59, annual 1960-61

Country	Average			1960	1961
	1935-39	1950-54	1955-59		
	1,000 pounds	1,000 pounds	1,000 pounds	1,000 pounds	1,000 pounds
Algeria.....	7,482	9,856	15,032	15,664	¹ 22,819
Ethiopia.....	15	176	97	88	238
French Somaliland.....	50	85	¹ 30	6	25
Libya.....	--	5	¹ 483	106	692
Morocco.....	3,921	4,997	4,610	4,525	10,863
Somali Republic.....	15	20	¹ 31	44	35
Canary Islands.....	383	2,846	6,088	10,034	13,951
Sudan.....	--	--	¹ 34	988	¹ 71
Tunisia.....	2,843	5,465	6,067	5,084	3,702
UAR (Egypt).....	13,014	26,278	25,367	25,064	25,397
Angola.....	116	425	661	206	392
Cameroun.....	688	1,527	1,951	2,114	2,672
Central African Rep.....	--	--	--	29	68
Chad.....	--	--	--	22	24
Congo, Brazzaville.....	513	612	1,040	743	1,354
Congo, Rep. of the.....	1,000	6,554	9,869	1,300	3,918
Dahomey.....	300	260	298	303	368
Gabon.....	--	--	--	146	216
Gambia.....	5	219	264	174	240
Ghana.....	1,471	1,534	2,172	3,356	2,977
Guinea.....	26	520	938	1,130	¹ 1,180
Ivory Coast.....	918	880	1,214	2,068	3,221
Kenya ²	541	1,216	612	498	194
Liberia.....	--	268	602	1,012	¹ 1,194
Malagasy Republic.....	17	37	1,508	1,949	3,256
Mali.....	--	270	285	300	250
Mauritania.....	4	--	¹ 35	45	35
Mauritius.....	70	270	215	187	210
Mozambique.....	427	327	462	958	1,000
Niger.....	36	180	252	260	275
Nigeria.....	2,919	6,498	5,218	4,160	4,320
Portuguese Guinea.....	--	--	¹ 500	¹ 950	¹ 1,600
Reunion.....	215	300	¹ 289	527	893
Rhodesias-Nyasaland.....	327	6,404	1	1	79
Rio Muni.....	--	49	346	630	215
Sao Tome and Principe.....	¹ 30	¹ 30	¹ 25	¹ 30	¹ 15
Senegal.....	1,090	2,500	2,518	2,079	1,883
Seychelles Islands.....	--	--	--	--	--
Sierra Leone.....	196	1,598	1,619	1,806	1,613
Tanganyika ²	188	440	129	--	--
Togo.....	100	220	213	112	238
Uganda ²	--	1,064	160	--	--
Upper Volta.....	--	--	18	135	76
Zanzibar.....	43	45	24	25	52
Bechuanaland.....	--	--	154	275	210
Rep. of South Africa.....	3,100	2,989	8,488	5,072	4,145
Total Africa.....	42,063	86,964	99,919	94,205	116,176

¹ Estimated from reported shipments by trading partners. ² Does not include shipments within East African Customs Union.

Among the net importers are the northern African countries Algeria and Tunisia which were much larger tobacco exporters a decade ago than they are today. In fact, Algeria has shifted from a net exporter to a net importer of more than 10 million pounds annually.

Algeria, Morocco, and the Canary Islands all imported twice as much unmanufactured tobacco in 1961 as they did a decade earlier. Libya is a new market for flue-cured tobacco from the United States and India. Tunisia and the Canary Islands are importing much more Rhodesian leaf.

In middle Africa, there are many new and rapidly growing tobacco importers. The Ivory Coast, Cameroun, Sierra Leone, and the Congo Republic (Brazzaville) have markedly increased their leaf imports in the last few years. Rapid expansion of small cigarette factories has caused most of the larger purchases. About half of the cigarettes sold in middle Africa are imported or made from imported leaf. West African countries are the largest markets for U.S. Black Fat tobacco. Rural West Africans consume about 4 million pounds of Black Fat tobacco annually. They use it in pipes, snuff, and chewing tobacco.

About 10 million pounds of dark fire-cured tobacco is imported by West African countries to supply pipe smokers. Most of the tobacco grown in West Africa is a garden crop. Commercial production is small and the quality is not sufficient to produce flavorful cigarettes unless imported tobacco is blended with it. Exports of Rhodesian and Indian tobacco to West Africa have jumped in the last few years. Cigarette sales are rising rapidly in West Africa while the use of tobacco for other forms of consumption remains stable.

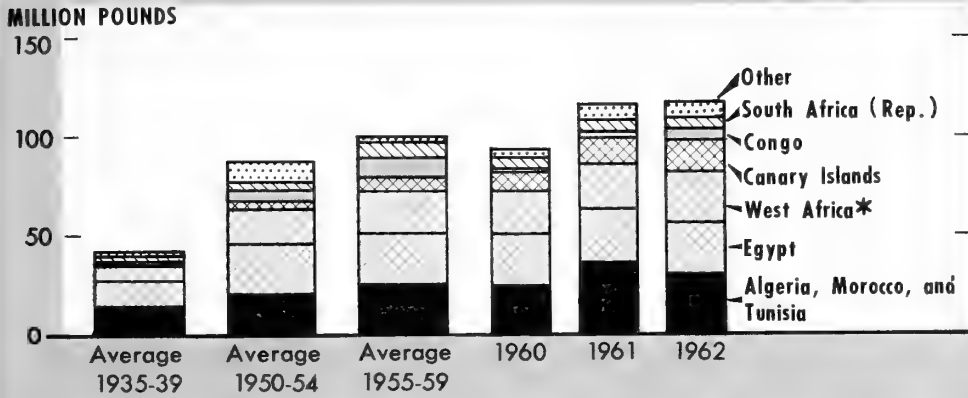
The Congo is the largest potential leaf importer in middle Africa today. It may import over 20 million pounds of unmanufactured tobacco in 1964 if normal stocks on hand are re-established and the demand for cigarettes by Congolese smokers is satisfied. Cigarettes account for over 90 percent of the tobacco consumption in the Congo, but only 33 percent in Nigeria.

Together, the countries of Africa import 17 million to 20 million pounds of cigarettes annually. The United Kingdom supplies about one-third, and the United States about one-fourth. Most of the remainder consists of French or Algerian cigarettes shipped to French-speaking areas. Many cigarettes are shipped from one African area across the border into another political area within the same customs union. Kenya supplies about 3 million pounds annually to Tanganyika and 2 million pounds to Uganda.

Factories in Southern Rhodesia ship about 3 million pounds annually to Northern Rhodesia and 2 million to Nyasaland.

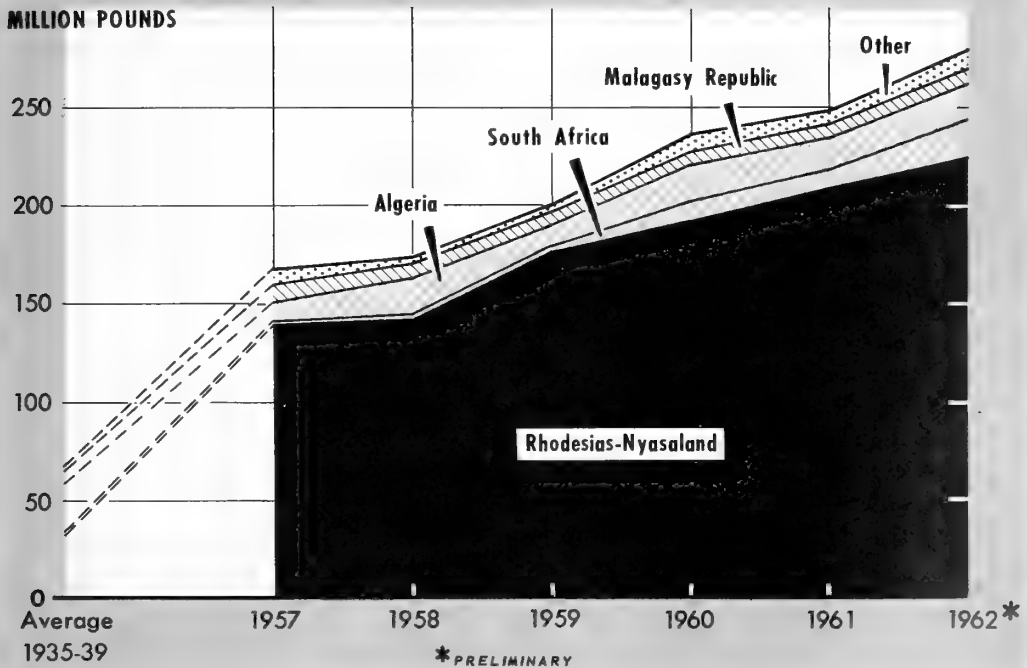
South Africa ships about 1 million pounds of cigarettes duty-free to both South-West Africa and Swaziland annually. Factories in Brazzaville ship about 1 million pounds annually to other areas of former French Equatorial Africa. The Ivory Coast ships about 1 million pounds of its cigarettes to neighboring areas of former French West Africa. The Canary Islands shipped about 10 million pounds of cigarettes to Spain in 1961.

Africa: Imports of Unmanufactured Tobacco, By Principal Market Areas



* INCLUDES ALL OF AFRICA BETWEEN SPANISH SAHARA AND THE CONGO.

Africa: Exports of Unmanufactured Tobacco



* PRELIMINARY

I. NORTHERN AFRICA

ALGERIA

--potentially larger importer

Algerian tobacco consumption and imports have been on an upward trend for the last decade while farm production has dropped drastically. A continuous rise in cigarette consumption is anticipated, providing domestic factories can get enough unmanufactured tobacco. Disturbances in 1962 caused a temporary decline in cigarette output, and economic problems may limit immediate tobacco imports. Algerian exports of unmanufactured tobacco and cigarettes were much more important a decade ago.

Production

Algeria produced 65 million pounds of tobacco in 1953 and only 6 million in 1962. This was the year blue-mold disease seriously reduced the crop, but it was cut sharply before 1962 in some production areas by heavy fighting.

Most of Algeria's tobacco is dark air-cured and light sun-cured. About half the sun-cured is grown in the Bone area. The time of tobacco seedbed preparation, transplanting, and harvesting is similar to North Carolina's. The heavy dark air-cured types are grown in the Kalyle and Mitigbja areas where the Atlas foothills rise behind Algeria. Until recently, Moslem farmers grew most of the crops, usually under the Khammasa system, whereby the farmer paid the landlord by delivering a portion of the crop as payment for the seed, fertilizer, and land use. Some of the tobacco is retained for home use, although most of it is sold to producer cooperative marketing organizations.

The light sun-cured tobacco grown around Bone is used primarily in cigarettes and pipe tobacco. The dark air-cured tobacco is used for blending in lower priced brands of cigarettes and pipe tobacco. Most Algerian tobacco has narrow leaves, heavy stems, and inferior burning qualities.

Although Algerian tobacco production may increase in the future, it is not likely to compete with the U.S. leaf because of climatic and soil conditions. Tobacco was one of the first industrial crops grown in Algeria, and it covered over 80,000 acres during the early 1950's. The recovery of tobacco production will depend upon the interest growers have in its cultivation. The cost of seed, fertilizer, and labor is greater for tobacco than for vegetables and some horticultural crops grown in Algeria.

TABLE 6.--ALGERIA: Production of tobacco by type, averages 1935-39 and 1947-51, annual 1952-62

Year	Dark-Air	Light sun	Dark sun	Total
	1,000 <u>pounds</u>	1,000 <u>pounds</u>	1,000 <u>pounds</u>	1,000 <u>pounds</u>
Average:				
1935-39.....	21,667	13,000	4,000	38,667-
1947-51.....	23,271	16,500	4,900	44,671
Annual:				
1952.....	18,819	27,288	941	47,048
1953.....	26,042	37,762	1,302	65,106
1954.....	17,761	25,754	888	44,403
1955.....	17,394	25,222	870	43,486
1956.....	7,445	10,108	500	18,053
1957.....	13,019	18,877	651	32,547
1958.....	10,880	15,775	543	27,198
1959.....	14,583	21,074	800	36,457
1960.....	11,266	21,587	591	33,444
1961.....	1,420	2,226	100	3,746
1962.....	2,000	3,300	650	5,950

Exports

Algeria is usually the second largest leaf exporter in Africa. In 1954 its leaf exports reached a peak of 33.8 million pounds, and cigarettes a peak of 12.9 million pounds. Algeria is also an important exporter of smoking and chewing tobacco.

The shipment of accumulated stocks to France enabled exports to exceed 18 million pounds in 1961, although the crop was only 3.7 million pounds. Algerian leaf exports exceeded 20 million pounds from 1949 to 1956, when a sharp drop in production occurred. Exports dropped to 9.5 million pounds in 1957, and exports from production have not gained substantially since then. Unless a striking increase in production occurs in 1964, Algerian tobacco exports are likely to remain below 10 million pounds annually.

Algeria ships only small amounts of tobacco today to some important markets of the recent past. Tunisia took 1 million to 3 million pounds of Algerian tobacco during most of the 1950's. Vietnam was a market for over 1 million pounds in the early 1950's. Shipments to new factories in Dakar, Senegal, and Bouaké, Ivory Coast, reached a peak of 746,000 pounds in 1956. Exports to Hungary reached a peak of 3.2 million pounds in 1955. Small amounts of Algerian tobacco go to Belgium, Martinique, and Brazzaville, Congo Republic.

Algeria's cigarette exports have declined from the 12.9-million-pound peak reached in 1954, when the colony supplied most of the cigarettes

consumed in French Africa, to less than 5 million pounds in 1962. The republics of former French West Africa and French Equatorial Africa are still the major markets for Algerian cigarette exports, though by 1960 their imports of Algerian cigarettes had dropped to 2.7 million pounds, compared with 7 million in 1954. Areas of former French Indochina took record shipments of 5.4 million pounds of Algerian cigarettes in 1938. Imports by Vietnam remained over 1 million pounds annually until the mid-1950's, but are now at token levels.

The Ivory Coast is currently the largest single export market for Algerian cigarettes. Over 1 million pounds of Algerian cigarettes were shipped to Abidjan during recent years. In the mid-1950's over 3 million pounds went to Abidjan, where some were transshipped to Mali, Upper Volta, and Niger.

Algerian cigarette exports to Guinea dropped from 1.1 million pounds in 1959 to 500,000 in 1960 and are now even lower. Dahomey and Togo combined take about 1 million pounds annually. Exports to Senegal have dropped sharply from over 2 million pounds a year in the mid-1950's to less than 300,000 in recent years. Exports to the Malagasy Republic dropped from 2 million pounds in 1954 to less than 40,000 annually since 1959. Shipments to Cameroun declined from 600,000 pounds in 1954 to slightly less than 200,000 since 1955. Tunisia, Reunion, and French Somaliland are other small markets in Africa.

Exports to French island areas outside Africa have been retained to a greater extent than those to Africa and Southeast Asia. Martinique and Guadeloupe take more than 500,000 pounds of Algerian cigarettes annually. Exports to French areas of the South Pacific have remained over 200,000 pounds annually, and shipments to Tahiti increased in 1960.

France took about half a million pounds of Algerian cigarettes annually during the late 1950's. Future Algerian cigarette exports are likely to be smaller unless higher quality, lower priced cigarettes are made available in volume for shipment to traditional markets.

French cigar exports have also declined, from 12,000 pounds in 1957 to less than 6,000 pounds annually since 1960. France, Morocco, Martinique, and French Polynesia are now the major markets.

France and Morocco are the chief markets for Algerian exports of chewing tobacco, which exceeded 400,000 pounds during 1956 and 1958. Exports of smoking tobacco have dropped from 1.2 million pounds in 1949 to about 100,000 pounds in recent years. France and French areas of the South Pacific are the chief markets.

Imports

Algerian leaf imports have been on an upward trend for the last 25 years. In 1958 they reached a high of 17.9 million pounds--more than double the average annual prewar imports. The U.S. share of Algerian tobacco imports dropped from 10 percent for 1935-39 to only 3.5 percent in 1960. Most of the

TABLE 7.--ALGERIA: Imports of tobacco products, averages
1935-39 and 1951-55, annual 1959 and 1960

Product and country of origin	Average		1959	1960
	1935-39	1951-55		
	<u>1,000 pounds</u>	<u>1,000 pounds</u>	<u>1,000 pounds</u>	<u>1,000 pounds</u>
Cigarettes:				
United States.....	8	10	70	101
France.....	--	60	404	602
Netherlands.....	(¹)	31	39	66
United Kingdom....	19	7	5	15
Other.....	4	15	51	60
Total.....	31	123	569	844
Cigars:				
Belgium.....	4	4	27	32
Other.....	1	4	7	6
Total.....	5	8	34	38
Smoking tobacco:				
Netherlands.....	1	13	46	73
Switzerland.....	--	7	58	56
Other.....	--	--	13	1
Total.....	1	20	117	130

¹ Less than 500 pounds.

larger imports have been supplied by Latin American countries. Competitive exporters in Rhodesias-Nyasaland, Argentina, Yugoslavia, and India view Algeria as a new market for their tobacco.

Most of the imports consist of dark, low-cost tobacco. Brazil and the Dominican Republic are traditionally the largest suppliers. Imports from Colombia, Paraguay, Argentina, the Philippines, and Indonesia have increased sharply in recent years. Tunisia and Cameroun were important suppliers in the late 1950's.

Cigar leaf imports usually exceed 2 million pounds annually. Imports of cigar tobacco from Indonesia, Cuba, and Colombia increased until recently. Imports of Cuban tobacco dropped sharply in 1960 and are unlikely to increase to the high levels of the late 1950's. About 25,000 pounds of U.S. cigar tobacco has been imported annually by Algeria recently at prices exceeding \$2 per pound. Imports of Hungarian tobacco have declined. Cigar shipments have increased recently, although they are still below prewar levels.

TABLE 8.--ALGERIA: Imports of tobacco by country of origin, averages
1935-39, 1951-55, annual 1959 and 1960

Country of origin	Average		1959	1960
	1935-39	1951-55		
	1,000 <u>pounds</u>	1,000 <u>pounds</u>	1,000 <u>pounds</u>	1,000 <u>pounds</u>
Dominican Republic.....	2,049	2,594	3,600	3,354
Brazil.....	2,333	2,634	3,266	2,955
Colombia.....	90	526	1,531	1,011
Indonesia.....	(¹)	--	1,084	1,071
Argentina.....	--	11	1,255	291
United States.....	818	724	742	550
Paraguay.....	330	798	612	1,446
Yugoslavia.....	--	114	610	594
Rhodesias-Nyasaland.....	--	(¹)	604	538
Italy.....	--	372	345	205
Hungary.....	701	342	534	504
India.....	--	44	573	829
Cuba.....	144	68	538	116
Philippines.....	530	186	468	654
Morocco.....	--	108	299	235
Mainland China.....	--	--	--	103
Cameroun ³	(¹)	15	218	44
Tunisia.....	(²)	39	198	--
Other.....	1,017	1,719	2,945	1,164
Total.....	8,012	10,294	19,422	15,664

¹ Included in other. ² Exports to Algeria reported by Rhodesias-Nyasaland.

³ Exports to Algeria reported by Cameroun.

The United States was the chief supplier of flue-cured and burley tobacco during the late 1950's but was replaced by India as leading flue-cured supplier in 1960, with Rhodesia recently entering the market. Total imports of flue-cured tobacco in recent years have usually exceeded 2 million pounds, with India supplying about 45 percent, Rhodesias-Nyasaland, 23 percent; and United States, 22 percent; Italy, Taiwan, and Mainland China accounted for most of the remainder.

Algeria is usually a market for close to half a million pounds of U.S. flue-cured tobacco at an average price of 63 cents, and about 100,000 pounds of U.S. burley. Total imports from Japan and Italy, combined, are slightly larger.

Imports of oriental tobacco from Yugoslavia reached a peak of 888,000 pounds in 1957, while in recent years Greece has supplied from 50,000 to 150,000 pounds. Imports from Turkey are usually less than 50,000 pounds.

Algeria has imported over 800,000 pounds of cigarettes since 1960, compared with less than 200,000 for most years before 1954. Imports of French cigarettes have accounted for most of this increase. However, the rate of growth is greater for U.S. and Dutch cigarettes. About 100,000 pounds of U.S. cigarettes and over 65,000 pounds of Dutch cigarettes are imported annually. Belgium, Ireland, and the United Kingdom are other important suppliers.

Arrivals of Dutch cigars jumped to over 80,000 pounds in 1961. Over 35,000 of Belgian cigars and cigarillos are imported annually.

Large shipments of reserve tobacco stocks from Algiers to France between 1960 and 1962 left domestic factories with a serious need for imported tobacco. For Algerian consumption to remain above 25 million pounds annually, more tobacco must be imported. Even substantially higher production will not provide enough tobacco in 1963 for usual consumption and exports of leaf and cigarettes.

Over 100,000 pounds of cut and pipe tobacco are imported annually. The Netherlands and Switzerland are chief suppliers.

Manufacturing

Algiers is the center of Algeria's tobacco industry because its excellent port enables manufacturers to get many different types of imported tobacco. Important factories are also located in Oran, Mostaganey, and Bougie. Cigarette output increased through 1961, when over 10 billion pieces were produced. Most of the cigarettes consist of about half Algerian tobacco and half imported leaf. Cigarette factories specializing in brands for export and newer light brands are located in Algiers.

Most of the factories in Algiers produce pipe and chewing tobacco, as well as cigarettes. Some smaller manufacturers produce only cigars or smoking tobacco, with some factories producing smoking tobacco and snuff located in smaller towns like Tebessa, Laghouat, and Biskia.

Over 2,500 people are employed by tobacco manufacturers in Algeria. Their working conditions and pay are usually comparatively good. Tobacco manufacturing is operated by free enterprise in Algeria, and quality cigarette shipments to France could increase if future duty arrangements were attractive.

Consumption

During the last decade, total Algerian tobacco consumption has doubled. If the trends continue and planned economic progress materializes, the Algerians may be using 30 million pounds of tobacco products by 1970. A trend toward light cigarettes is also expected to continue.

TABLE 9.--ALGERIA: Consumption of tobacco products, average 1950-54, annual 1939 and 1955-60

Product	1939	Average 1950-54	1955	1956	1957	1958	1959	1960
	1,000 <u>pounds</u>	1,000 <u>pounds</u>	1,000 <u>pounds</u>	1,000 <u>pounds</u>	1,000 <u>pounds</u>	1,000 <u>pounds</u>	1,000 <u>pounds</u>	1,000 <u>pounds</u>
Cigarettes.....	5,065	8,487	10,745	13,340	13,863	16,884	16,392	18,031
Cigars.....	184	58	73	123	183	181	168	151
Snuff.....	431	1,355	1,960	2,381	2,732	2,944	2,716	2,629
Chewing tobacco.....	642	1,234	1,319	1,261	1,487	1,458	1,323	1,239
Smoking tobacco.....	3,052	2,143	2,167	1,964	1,929	2,060	1,810	1,805
Total.....	9,374	13,277	16,264	19,069	20,194	23,527	22,409	23,855

About 75 percent of the tobacco consumption consists of cigarettes, 11 percent snuff, 8 percent smoking tobacco, and 6 percent chewing tobacco and cigars. Algeria is one of the few places in the world where snuff and chewing tobacco consumption is increasing.

Cigarette consumption has accounted for most of the recent gains, while the sale of other tobacco products remains relatively stable. Gains in snuff consumption have offset declines in sales of smoking tobacco.

Cigarette sales have doubled since 1955, and should continue upward in the future. The desire for more cigarettes is strong among the population, especially in the rapidly growing cities.

The consumption of light cigarettes, and brands containing some burley or flue-cured tobacco, has increased rapidly from less than 2 million pounds in 1956 to over 6 million pounds in 1961. Consumption of dark cigarettes has increased slightly in recent years.

Although imported U.S. and English cigarettes sell for over 60 U.S. cents per pack, their sales are increasing. Some lighter brands of Algerian cigarettes sell for 20 to 25 U.S. cents per pack. Some darker brands of Algerian cigarettes cost less than 18 U.S. cents per pack of 20.

Taxation

The import duty on unmanufactured tobacco into Algeria is very low only 1 cent per pound for leaf used to manufacture products for export and 2 cents per pound for leaf imported to manufacturers products for domestic consumption. However, the duty on imported tobacco products is higher. For a pack of U.S. cigarettes, the duty in 1962 was 3 cents, but a higher rate was recently enacted.

CANARY ISLANDS

--rapidly growing importer

Imports of unmanufactured tobacco into the Canary Islands have doubled since 1957. In 1961, the islands imported 14 million pounds of leaf and exported about 10 million of tobacco products to Spain.

Farm production and the consumption of tobacco products in the Canary Islands are each around 3 million pounds annually.

Exports

The Canary Islands group is a rapidly growing exporter of tobacco products and a small leaf exporter. The output of quality cigarettes and cigars by many small manufacturers in the Canary Islands is increasing very rapidly. Total cigarette shipments jumped from about 5 million pounds in 1960 to 9 million in 1961. Over 97 percent of the shipments went to Spain, and most of the rest to Spanish Africa, Madeira, and Morocco.

About 70 percent of the cigarette output and over 90 percent of the cigar production are shipped to Spain. The duty-free entry of their tobacco products into Spain and Spanish Africa has given manufacturers in the Canary Islands an opportunity to embark upon extensive expansion. Cigarette shipments to Spain have doubled since 1958, and cigar shipments are now more than 10 times greater than they were in 1956.

Over 50 million cigars are now shipped from the Canary Islands to Spain annually, amounting to about one-third of the 2.5 million pounds of cigars consumed annually in Spain. Small amounts of cut tobacco are also exported to Spain.

Leaf exports have dwindled to only a few thousand pounds annually. In the early 1950's they were about 1 million pounds a year. Spain, Morocco, and Spanish Africa were the chief markets.

Imports

Rising shipments of cigarettes and cigars to Spain have caused leaf imports to increase sharply. In 1961, the Canary Islands imported about 14 million pounds of unmanufactured tobacco and 400,000 of cigarettes. Imports of both were increased further in 1962 and are likely to continue upward in 1963.

The Dominican Republic usually supplies one-fourth to one-third of the total, although recently imports of dark tobacco from the United States and Rhodesias-Nyasaland have jumped. Imports from the United States have doubled since 1959 and now exceed 1 million pounds annually, with cigar

TABLE 10.--CANARY ISLANDS: Imports of unmanufactured tobacco and cigarettes, average 1950-54, annual 1955-61

Product and country of origin	Average 1950-54	1955	1956	1957	1958	1959	1960	1961
	1,000 pounds	1,000 pounds	1,000 pounds	1,000 pounds	1,000 pounds	1,000 pounds	1,000 pounds	1,000 pounds
Unmanufactured tobacco:								
Dominican Republic....	178	379	811	2,147	3,286	3,979	2,451	4,748
Rhodesias-Nyasaland...	--	--	10	5	83	306	220	2,402
Cuba.....	362	544	1,213	1,776	2,418	2,012	3,025	2,166
United States.....	209	378	1,266	793	520	735	1,188	1,358
Indonesia.....	26	77	111	129	130	343	564	952
Brazil.....	69	81	103	129	45	184	--	951
Colombia.....	--	--	--	--	--	41	70	357
Greece.....	--	--	--	--	22	26	59	35
East Africa.....	194	745	810	1,916	1,481	1,039	2,219	--
Other.....	355	49	129	14	70	205	238	982
Total.....	1,393	2,253	4,453	6,909	8,055	8,870	10,034	13,951
Cigarettes:								
United States.....	51	25	55	4	7	14	27	294
United Kingdom.....	20	31	15	20	16	16	31	92
Other.....	--	--	--	--	--	--	--	--
Total.....	71	56	70	24	23	30	58	396

wrapper one of the leading types purchased. Less than 50,000 pounds of U.S. or Rhodesian flue-cured is yet imported. Most of the imports from Rhodesias-Nyasaland consist of dark fire-cured tobacco.

Imports of cigar tobacco and darker tobacco from Cuba have declined while those from Brazil, Indonesia, and Colombia have increased. Tanganyika supplied 1 million to 2 million pounds of low-cost, dark tobacco annually from 1957 through 1960, but was not an important supplier in 1961.

Over 300,000 pounds of cigarettes are now imported annually from the United States and 100,000 from the United Kingdom.

Manufacturing

Las Palmas and Santa Cruz de Tenerife each have about a dozen cigarette manufacturers.

Santa Cruz de Tenerife has over 20 cigar manufacturers and several pipe tobacco and chewing tobacco factories. Most tobacco grown in the Canary Islands is produced near Tenerife, on Santa Cruz Island.

The largest cigarette factories are in Las Palmas, which is on Gran Canaria. Their quality filter-tip cigarettes are popular in Spain. Small cigar and smoking tobacco factories in Las Palmas are expanding.

Consumption

The 800,000 people in the Canary Islands (mostly Spaniards) have a higher per capita consumption of tobacco products than those in Spain. They consume about 2.3 million pounds of cigarettes, 600,000 pounds of cigars, and 200,000 pounds of other tobacco products annually.

Domestic filter-tip cigarettes sell for about 18 U.S. cents per pack, although some low-quality, darker brands retail for less than 10 U.S. cents per pack. U.S. brands in the free port area of Las Palmas can be purchased for 25 to 30 U.S. cents per pack.

Cigarette consumption is increasing by about 10 percent annually, and cigar consumption, by more than 6 percent annually.

Thriving small factories, tourism, and the growing popularity of the islands as a fueling and stopping place for navies and commercial ships, help to increase income of the Island population.

Per capita consumption may soon exceed 4 pounds annually, provided incomes continue to rise.

EGYPT (UAR)

--growing market for U.S. tobacco

Egypt is likely to purchase 15 million pounds of U.S. tobacco in 1963, compared with less than 1 million annually during 1935-39 and 5 million annually during 1951-55. The use of U.S. tobacco has increased very rapidly during the last 3 years because of a fast-moving trend toward American-type cigarettes, containing a high percentage of flue-cured and burley tobacco, together with 10 to 15 percent oriental.

Farmers along the Nile do not grow tobacco commercially, although small garden patches for home use are reported to supply some tobacco for rural smokers. The government prohibited its production in 1890, to protect the revenue from customs duties on tobacco. Also, the soil in Egypt contains too much potash to produce quality tobacco.

Total tobacco consumption and imports are likely to exceed 28 million pounds in 1963, compared with a static 25 million to 26 million level during the 1950's. Pre-war leaf imports and consumption amounted to only about 13 million pounds annually.

Exports

Egyptian cigarette exports are less important today than in the past. The Netherlands has remained the largest foreign market for Egyptian cigarettes. During 1935-39, shipments to the Netherlands totaled 442,000 pounds annually compared with only 7,000 pounds in 1961. Total Egyptian cigarette exports have been less than 100,000 pounds annually for the last decade.



Cigarette factory in Cairo, Egypt is one of the three major manufacturers in Africa. The other two are South Africa and Algeria. About half the countries of Africa have had new cigarette factories in the last 10 years.

Imports

Egyptian imports of unmanufactured tobacco are expected to rise in 1963. The rapid gains of Egyptian leaf imports during the late 1940's were halted by higher prices for tobacco products. The United States has become a much more important supplier, recently furnishing over 38 percent of Egypt's leaf imports compared with only 10 percent for immediate prewar years. On the other hand, leaf imports from Japan and the Soviet Union have declined in recent years.

Yugoslavia and Syria are other growing suppliers, with the former furnishing over 3 million pounds of unmanufactured tobacco annually and Syria, 1 million pounds.

Egyptian purchases of tobacco from Greece increased in 1962, although recent annual purchases have remained at about 2 million pounds. Imports from Turkey have also remained stable recently, although smaller than in the early 1950's.

Egyptian leaf imports from India and Italy are usually over 1 million pounds annually, although arrivals have recently been irregular.

Imports of tobacco from Bulgaria rose sharply in the late 1950's; over 90 percent of the 2.4 million pounds imported in 1960 was flue-cured. Imports of Russian tobacco dropped from 1.5 million pounds in 1956 to only 100,000 pounds in 1961. Rumania and Hungary have shipped small quantities of tobacco to Egypt recently.

TABLE 11.--EGYPT (UAR): Imports¹ of unmanufactured tobacco by country of origin, averages 1935-39 and 1951-55, annual 1959-61

Country of origin	Average		1959	1960	1961
	1935-39	1951-55			
	1,000 pounds	1,000 pounds	1,000 pounds	1,000 pounds	1,000 pounds
United States.....	973	5,071	6,333	8,435	9,689
Mainland China.....	1,337	1,016	3,350	2,952	1,704
Greece.....	2,188	3,439	2,392	1,517	1,731
Bulgaria.....	1,728	46	2,391	2,388	1,550
Yugoslavia.....	(²)	170	2,258	3,078	3,025
Turkey.....	1,791	6,637	1,678	1,373	1,342
Syria.....	62	101	(²)	826	1,074
India.....	(²)	2,276	1,515	476	1,750
Italy.....	552	294	1,228	--	421
Japan.....	3,230	216	1,109	633	--
Soviet Union.....	138	1,078	769	586	123
Union of S. Africa.....	(²)	871	599	282	--
Rhodesias-Nyasaland.....	(²)	3,056	97	(²)	(²)
Other.....	1,015	1,202	1,578	2,518	2,988
Total.....	13,014	25,473	25,297	25,064	25,397

¹ Duty-paid imports, not actual arrivals. Data represent approximate factory use of tobacco. ² If any, included in other.

Imports of flue-cured and dark tobacco from Mainland China have declined from a 1959 record of 3.4 million pounds to only about 2 million in 1962. The low quality of Chinese tobacco has caused manufacturers to shift to better quality tobacco from other sources. Egypt is the largest Free World importer of tobacco from Mainland China.

Egypt imported 3.1 million pounds of leaf from Rhodesias-Nyasaland in 1956, but less than 500,000 pounds annually during the last 3 years. Imports from the Republic of South Africa declined from 1 million pounds in 1956 to 300,000 pounds in 1960. No leaf was imported from South Africa in 1961.

Since there is no commercial production of tobacco in Egypt, future consumption gains will result in larger imports. Total leaf imports are likely to reach 30 million pounds by 1965.

About 200,000 pounds of cigarettes are imported annually by Egypt, with the United States and the United Kingdom each supplying about 45 percent of the total. Some cigars are imported from the Netherlands and the Caribbean.

TABLE 12.--EGYPT (UAR): Imports and exports of cigarettes, averages 1935-39 and 1951-55, annual 1960 and 1961

Item	Average		1960	1961
	1935-39	1951-55		
	1,000 <u>pounds</u>	1,000 <u>pounds</u>	1,000 <u>pounds</u>	1,000 <u>pounds</u>
Imports:				
United Kingdom ¹	85	320	51	83
United States ¹	265	160	99	80
Other.....	44	15	10	11
Total.....	394	495	160	174
Exports:				
Netherlands.....	442	7	16	7
Saudi Arabia.....	(2)	14	1	--
The Sudan.....	(2)	(2)	(2)	(2)
Other.....	157	67	23	29
Total.....	599	88	40	36

¹ Annual exports of the supplying country are reported, since they include shipments to the Suez Canal area. Not included in some Egyptian import statistics. ² If any, included in other.

Manufacturing

New modern cigarette factories were recently built in Cairo to produce the increasing quantity of American-type cigarettes. Tobacco factories in Egypt employ about 5,000 workers. Most of the workers are employed in Cairo and Alexandria. Smaller factories are located in Giza, Menouf, Port Said, and Tanta. No monopoly exists, although one large company, partially owned by the government, dominates the industry.

Cigarette output is likely to reach 11 billion pieces in 1963. Manufacturers produce about 4.4 million pounds of cut tobacco for roll-your-own cigarettes and over 2 million pounds of pipe tobacco annually. Over 300,000 pounds of small cigars and 250,000 of chewing tobacco are also manufactured. The smaller factories produce a greater proportion of the cigars and chewing tobacco than of cigarettes.

Consumption

Over three-fourths of the cigarettes smoked in Egypt today are the American-blended type, containing flue-cured, burley, and oriental tobacco. Since 1955, sales of this type have doubled, with those of oriental and straight flue-cured cigarettes declining.

TABLE 13.--EGYPT (UAR): Trends in consumption of tobacco products, annual 1951-60 (Percentages of total tobacco consumption)

Year	Cigarettes			Cut tobacco		
	American blend	Oriental	Straight flue-cured	Roll-your-own	Pipe tobacco ¹ and small cigars	Chewing tobacco
	<u>Percent</u>	<u>Percent</u>	<u>Percent</u>	<u>Percent</u>	<u>Percent</u>	<u>Percent</u>
1951.....	25.5	34.9	12.0	15.6	11.0	1.0
1952.....	26.2	32.5	12.2	16.2	11.9	1.0
1953.....	28.5	29.5	13.7	14.6	12.5	1.2
1954.....	29.7	27.4	13.0	14.8	13.9	1.2
1955.....	32.0	25.2	13.0	15.4	13.3	1.1
1956.....	35.8	22.1	13.2	15.2	12.7	1.0
1957.....	42.0	18.2	12.2	15.6	11.2	.8
1958.....	51.2	11.8	8.3	16.1	11.6	1.0
1959.....	54.2	6.2	10.3	16.8	11.6	.9
1960.....	60.3	7.8	3.6	17.4	9.9	1.0

¹ Includes tobacco for water pipes.

Anticipated sales in 1963 for the different types of cigarettes in billion pieces are: American blended type, 9.2; oriental, 1.3; and straight flue-cured or English type, .5 billion. The sales of cut tobacco are expected to remain relatively stable at about 6.5 million pounds in 1963.

The Egyptians make many cigarettes of excellent quality, because of the use of large quantities of U.S. leaf and better grades of oriental tobacco. The price for some of the quality brands ranges from 28 to 35 U.S. cents equivalent, with some lower priced brands of smaller cigarettes selling for 12 U.S. cents per pack of 20.

ETHIOPIA

--growing market for cigarettes

Ethiopians are smoking increasing numbers of imported cigarettes, and tobacco factories in Addis Ababa and Asmara have sharply expanded output. The United Kingdom and the United States, combined, supply almost one-third of the cigarettes consumed in Ethiopia. About 4.4 million pounds of dark air-cured tobacco are grown in Ethiopia--mostly for use in pipes by rural smokers. About half the tobacco used in local cigarette factories is imported.

Imports

Ethiopia usually imports over 200,000 pounds of unmanufactured tobacco annually. Greece, Turkey, and Rhodesias-Nyasaland are important suppliers. Some U.S. tobacco may be shipped to Ethiopia by re-exporters in the United Kingdom or Aden. Total imports have increased considerably since the mid-1950's, when they were less than 50,000 pounds annually.

TABLE 14.--ETHIOPIA: Imports of tobacco and tobacco products as reported by trading partners, 1958-61

Product and country of origin	1958	1959	1960	1961
	1,000 <u>pounds</u>	1,000 <u>pounds</u>	1,000 <u>pounds</u>	1,000 <u>pounds</u>
Unmanufactured tobacco:				
Aden.....	141	79	15	48
Greece.....	(¹)	(¹)	22	88
Turkey.....	11	1	18	44
United Kingdom.....	23	35	26	42
Rhodesias-Nyasaland.....	36	--	5	14
Other.....	--	--	2	2
Total.....	211	115	88	238
Cigarettes:				
United Kingdom.....	113	159	139	182
United States.....	95	125	90	143
Aden.....	1	1	(¹)	19
Other.....	6	5	7	8
Total.....	215	290	236	352

¹ If any, included in other.

Cigarette imports are increasing more rapidly than leaf imports. The United Kingdom shipped about 194,000 pounds of cigarettes, including shipments through Aden, to Ethiopia in 1962. The United States exported about 90,000 pounds of cigarettes to Ethiopia in 1962. A considerable quantity also entered the country from distributors in French Somaliland. Use of cigarettes by the number of tourists visiting Ethiopia, and an influx of foreign technicians, are likely to boost future demand for imported U.S. cigarettes.

Imports of other manufactured tobacco have declined recently. They consist primarily of pipe tobacco from the United Kingdom and the Netherlands. In the mid-1950's these imports were over 200,000 pounds compared with less than 80,000 pounds during recent years.

About 1,000 pounds of cigars are imported annually from the Netherlands, along with small amounts from other countries.

Ethiopia exported from 4,000 pounds to 11,000 pounds of tobacco to the Sudan in some recent years.

Manufacturing

The largest tobacco factory of the Ethiopian Tobacco Monopoly is in Addis Ababa, producing over 675,000 pounds of cigarettes in 1962. The factory at Asmara manufactured about 100,000 pounds of cigarettes, 2,000 of cigars and over 125,000 thousand of cut and chewing tobacco annually.

Consumption

Per capita consumption is still very low in Ethiopia, with low purchasing power the dominant reason for the small cigarette consumption among 18 million Ethiopians. (Coffee is the chief source of income.) Cigarette consumption has increased by more than 12 percent annually in recent years, however, although rural consumption of pipe tobacco has remained relatively stable. (Most of the tobacco grown as a garden crop does not enter commercial channels.) Only 6 percent of the Ethiopians are literate and only 10 percent are cigarette smokers. Livestock industries and tourism offer possibilities for future development and income gains.

Nevertheless, total cigarette consumption has grown, exceeding 1.3 million pounds in 1962, compared with only about 500,000 in 1955.

Most of the cigarettes are sold in urban centers. The development of roads and the building of small general stores in rural areas has caused more widespread distribution. Future cigarette consumption may show significant increases with more urbanization and rural economic development.

Cigarette output in 1962 was about four times larger than it was in 1952. Should this rate of increase in cigarette output continue, Ethiopia is likely to manufacture about 1 million pounds of cigarettes in 1963. Importation of quality U.S. leaf for blending is anticipated in the future.

IFNI

The 38,000 people of Ifni get most of their tobacco products from the Canary Islands, Morocco, the United States, and the United Kingdom. Cigarettes account for about half the 40,000 pounds of tobacco consumed annually.

LIBYA

-- new market for U. S.

The United States shipped 180,000 pounds of flue-cured tobacco to Libya in 1962. The first shipment of 15,000 pounds occurred in 1960, and U.S. exports to Libya rose to 98,000 pounds in 1961. Total Libyan imports reached a record 1.3 million pounds in 1959, with 1.1 million imported from India. Rising incomes, caused by oil production from the tremendous reserves, are creating a demand for quality cigarettes, most of which are currently supplied by imported British and U.S. brands. Libyan exports of tobacco to Algeria and, recently, the USSR, have decreased the surplus of dark tobacco that existed in the late 1950's, and have enabled farmers to produce more tobacco.

Production

Libyan tobacco farmers have produced about 2 million to 3 million pounds of tobacco annually since 1956. The State Tobacco Monopoly allows about 2,500 licensed farmers to grow the product.

Libya's entire crop is grown along the coast of Tripolitania, principally under irrigation. Perustitza (which is a light oriental type), burley, Salento (dark Italian), and Fezzani (strong, black, indigenous) are the four main types grown. Efforts to produce flue-cured tobacco have not been successful. Farmers have grown more of the Fezzani type than smokers demand, and large stocks have accumulated.

Libyan tobacco farmers obtain an average yield of 1,300 pounds per acre for their total tobacco crop--the highest on the continent. However, expansion of production is limited by dry desert winds, which restrict cultivation to sandy fields near the coast where irrigation is feasible.

The highest prices are paid for oriental tobacco. Some top grades sell for over 65 U.S. cents per pound, although only about 300,000 pounds of this type are grown. Fezzani type costs below 25 U.S. cents equivalent per pound, and accounts for about 2.1 million pounds. Prices for burley are slightly higher than those for the top grade Fezzani.

About 600,000 pounds of burley tobacco are grown in Libya, and the highest prices are obtained when this type is exported. About 200,000 pounds of Maryland tobacco are also produced.

Exports

Libyan tobacco exports reached a peak of 900,000 pounds in 1958, when efforts to eliminate an accumulated surplus materialized. It consisted predominately of dark tobacco, which was shipped to Algeria. The Soviet Union replaced Algeria as the major foreign market for Libyan tobacco in 1960, when it purchased about 240,000 pounds of light cigarette tobacco. The Russians gave over 60 U.S. cents per pound equivalent for their purchase of about 400,000 pounds of Libyan tobacco in 1961.

West Germany, the Netherlands, and Egypt each took from 20,000 to 40,000 pounds of Libyan tobacco during some recent years. The United States imported 5,000 pounds of Libyan tobacco in 1960, but smaller quantities since. Small shipments were also shipped to Italy, Belgium, and Eastern Germany in recent years.

Total Libyan tobacco exports have been less than 500,000 pounds since 1958. However a shift from low-cost dark tobacco to higher priced cigarette tobacco has caused value to increase, even while quantity fell.

Imports

Libya's cigarette imports have continued upward recently, while leaf imports have fluctuated widely.

The United Kingdom is the chief supplier of imported cigarettes, although U.S. imports are rising much faster. In 1962, the United Kingdom supplied about 500,000 pounds of cigarettes and the United States 200,000 pounds. U.S. cigarette imports into Libya have more than doubled since 1959,

TABLE 15.--LIBYA: Imports of unmanufactured tobacco and cigarettes by country of origin, Annual 1959-61

Product and country of origin	1959	1960	1961
	1,000 pounds	1,000 pounds	1,000 pounds
Unmanufactured tobacco:			
India.....	1,078	--	375
Turkey.....	57	84	212
Italy.....	--	15	64
United Kingdom.....	146	7	18
United States.....	--	--	24
Other.....	2	--	1
Total.....	1,283	106	694
Cigarettes:			
United Kingdom.....	174	284	470
United States.....	90	185	236
Other.....	5	47	19
Total.....	269	516	725

while British shipments to Libya have increased by more than 50 percent. The value of U.S. cigarette exports to Libya in 1962 was approximately \$400,000.

U.S. exports of cigars and pipe tobacco to Libya are also increasing. The value of U.S. leaf shipments to Libya in 1962 was less than half the value for cigarettes.

Libya's imports of unmanufactured tobacco have become more diversified recently. Re-exports by the United Kingdom supplied the small Libyan leaf imports, before the purchase of 1.1 million of Indian flue-cured tobacco in 1959. Indian imports fell to 400,000 pounds by 1961.

Imports of quality, flue-cured tobacco from the United States increased from 15,000 pounds in 1960 to 180,000 in 1962. The average export price per pound was 89 cents. Imports of oriental tobacco from Turkey reached 212,000 pounds in 1961, more than double the level for the previous year. Italy has also been a small supplier in recent years.

Larger imports of U.S. flue-cured tobacco are anticipated as prosperous Libyan smokers demand better quality, domestic cigarettes. Libya is likely to import over 1 million pounds of unmanufactured tobacco in 1963, and around one-fourth may come from the United States. Also, cigarette imports may reach 1 million pounds this year.

Consumption

About 3.6 million pounds of tobacco products were consumed in Libya in 1962, compared with only 2.8 million pounds in 1959. Prior to 1959, cigarette sales increased by less than 5 percent annually. Extensive petroleum industry activity began in 1960, and cigarette sales have been increasing by more than 10 percent annually, since. Sales of imported cigarettes have tripled since 1959, even though the average price per pack of 20 is slightly over 45 U.S. cents.

If sales of imported brands continue upward at the recent rate, they will approach the 1.4 million pounds of domestic cigarette smoked yearly. Apparently new, quality brands containing U.S. tobacco were well introduced to entice smokers favoring imported brands to switch to domestically made cigarettes.

Most Libyan cigarette brands sell for less than 22 U.S. cents per pack. Their names denote prominent individuals in the legendary history of Libya. About 400,000 pounds of factory prepared cut and pipe tobacco are consumed annually. The Libyans also smoke about 900,000 pounds of miscellaneous native tobacco products annually.

The 1.2 million people of Libya have the highest per capita consumption of tobacco in Africa. Further expansion in oil production is likely to lead to additional demand for imported leaf and cigarettes.

MOROCCO

--rapidly growing importer

Moroccan imports of unmanufactured tobacco have averaged about 8 million pounds annually during the 1960's, compared with an average of 5

TABLE 16.--LIBYA: Estimated consumption of tobacco products, averages 1935-39, 1947-51, and 1951-55, annual 1958-61

Year	Cigarettes			Other		Total
	Domestic	Imported	Total	Manufactured	Native	
	1,000 <u>pounds</u>	1,000 <u>pounds</u>	1,000 <u>pounds</u>	1,000 <u>pounds</u>	1,000 <u>pounds</u>	1,000 <u>pounds</u>
Average:						
1935-39.....	300	20	320	280	295	895
1947-51.....	900	100	1,000	350	740	2,090
1951-55.....	1,005	260	1,265	300	790	2,355
Annual:						
1958.....	1,350	292	1,642	254	830	2,726
1959.....	1,295	269	1,564	359	885	2,808
1960.....	1,320	516	1,836	370	970	3,176
1961.....	1,364	725	2,089	350	940	3,379

million for 1950-59. Although cigarette imports have declined recently, they still exceed 800,000 pounds annually, and are larger than they were in most of the early years of the 1950's.

Moroccan tobacco production has remained relatively stable over the last decade, at slightly over 4 million pounds annually. Leaf exports have declined slightly, because of smaller shipments to France, and now account for less than 6 percent of the crop.

Recent sales of cigarettes have increased rapidly, while gains by smoking tobacco and snuff have been small. Sales of tobacco products by the Monopoly Regie De Tabacs now exceed 11 million pounds annually. The use of scrap leaf by farmers for snuff or home consumption has declined recently.

Quality cigarettes containing light tobacco are gaining in importance, whereas the traditional market has been dominated by low-cost, dark cigarettes.

Production

Most of the Moroccan tobacco crop is grown in the Rharb plain and near the cities of Meknés and Marrakech. A special type of tobacco for making snuff is grown in the Soas Valley. Production of all types has recently remained at about 4.5 million pounds annually.

Farmers must obtain a license from the Monopoly to grow tobacco. French farmers produced most of the tobacco in the early 1950's.

Production of the light air-cured, burley-type reached 3.3 million pounds in 1962. Blue-mold disease reduced yields, and unfavorable growing conditions lowered quality.

There are about 7,000 tobacco farmers in Morocco. The planting and harvesting season is similar to that of South Carolina. Farmers receive about 30 U.S. cents equivalent for some of their quality tobacco.

The amount of summer rainfall strongly influences the yield, which has been about 1,000 pounds of tobacco per acre recently.

Exports

Morocco exports about half a million pounds of tobacco and slightly over 100,000 pounds of tobacco products annually. French-speaking areas of Africa account for over 90 percent of Morocco's tobacco exports. Algeria, Guinea, France, Cameroun, Dahomey, and the Ivory Coast take most of Morocco's leaf exports. Leaf exports to France were much larger in the mid-1950's. West Africa has become a more important market recently.

Guinea is the largest market for Morocco's cigarette exports. Cigarettes are exported to Guinea for less than 5 U.S. cents equivalent per pack. Small amounts of cigarettes and cigarillos are exported to France.

TABLE 17.--MOROCCO: Exports of unmanufactured tobacco and tobacco products, annual 1955, 1960 and 1961

Product and country of destination	1955	1960	1961
	<u>1,000 pounds</u>	<u>1,000 pounds</u>	<u>1,000 pounds</u>
Unmanufactured tobacco:			
Algeria.....	106	199	165
Cameroun.....	18	41	53
French W. African Republics.....	18	52	145
France.....	500	2	88
Togo.....	7	6	--
Other.....	224	66	--
Total.....	873	366	451
Cigarettes:			
Guinea.....	1	65	76
France.....	22	34	16
Other.....	1	8	9
Total.....	24	107	101
Cigar: Total.....	--	(1)	(2)
Smoking tobacco: Total.....	--	2	9
Total tobacco products.....	24	109	110

¹ Less than 500 pounds.

Imports

Moroccan imports of unmanufactured tobacco reached a peak of 10.9 million pounds in 1961 and remained at high levels in 1962. Most consisted of low-cost, dark tobacco, although increased light, cigarette tobacco was purchased from the United States and India during the last 2 years.

Most of the Moroccan tobacco imports are supplied by Latin America, Indonesia, and the Philippines. The average price per pound for all imports in 1961 was the equivalent of 25 U.S. cents. However, the average price rose considerably in 1962, as arrivals of U.S. tobacco doubled the level for the previous year. Brazil, Colombia, and the Dominican Republic, combined, usually supply over half of Morocco's leaf imports.

The U.S. export price per pound for different types going to Morocco in 1962 was: flue-cured, 77 cents; burley, 75 cents; and Kentucky-Tennessee, dark fire-cured, 41 cents. The United States has become a much more important leaf supplier recently, because of growing popularity of Moroccan cigarettes containing U.S. leaf. Other rapidly growing suppliers have been Colombia, Brazil, the Philippines, and India.

TABLE 18.--MOROCCO: Imports of unmanufactured tobacco and tobacco products, 1958-61

Product and country of origin	1958	1959	1960	1961
	<u>1,000 pounds</u>	<u>1,000 pounds</u>	<u>1,000 pounds</u>	<u>1,000 pounds</u>
Unmanufactured tobacco:				
Brazil.....	186	247	1,466	2,941
Colombia.....	386	--	441	1,769
Indonesia.....	376	95	--	1,593
Dominican Republic.....	1,526	264	--	1,212
Philippines.....	278	--	353	866
United States.....	176	--	87	550
Paraguay.....	--	--	155	516
Algeria.....	386	--	741	275
Argentina.....	215	--	574	110
Italy.....	165	--	--	73
France.....	435	313	349	--
French African Republic.....	413	13	138	38
India.....	(¹)	--	11	615
Cuba.....	461	--	132	--
Other.....	521	49	178	315
Total.....	5,524	981	4,525	10,873
Cigarettes:				
United States.....	306	426	625	454
Algeria.....	571	612	177	150
France.....	210	236	197	148
United Kingdom.....	33	42	63	53
Belgium.....	27	30	46	35
Other.....	7	10	8	12
Total.....	1,154	1,356	1,116	852
Cigars: Total.....	6	8	10	8
Smoking tobacco Total.....	73	16	48	13
Total tobacco products.....	1,233	1,380	1,174	873

¹ Less than 500 pounds.

Leaf imports from Algeria, Italy, and Cuba have declined sharply in recent years.

In 1959, total leaf imports were limited to only 1 million pounds because of a severe foreign exchange situation. As a result, stocks dropped sharply while consumption continued upward and farm production remained stable

Rising exports of iron ore, phosphates, and citrus fruits eased the foreign exchange difficulty and allowed tobacco from over 20 countries once more to fill the warehouses of Moroccan Monopoly cigarette factories.

Cigarette imports have declined slightly in recent years from the peak reached in the mid-1950's. Imports from the United States have remained relatively stable at around 400,000 pounds annually, while arrivals from Algeria have declined from 600,000 in 1959 to less than 200,000 annually, since.

Imports of cigarettes from France have also fallen slightly, with those from the United Kingdom and Belgium remaining relatively stable.

Reported shipments of U.S. and U. K. cigarettes during the mid-1950's were much larger than reported Moroccan imports, since Tangier was a major destination. Tangier was not officially incorporated into Morocco until 1960, and Moroccan statistics therefore did not include arrivals in Tangier before that date.

Imports of cigars and smoking tobacco have declined recently. The Netherlands and Algeria were the chief suppliers.

Consumption

Cigarette sales increased by more than 6 percent last year, and similar gains are expected in 1963. Locally made, quality, filter-tipped cigarettes containing U.S. tobacco are increasing in popularity and sales. Sales of

TABLE 19.--MOROCCO: Estimated consumption of tobacco products, averages 1934-38 and 1950-54, annual 1955-61

Year	Cigarettes			Other			Total
	Domestic	Imported	Total	Cigars	Manufactured	Native	
	1,000 pounds	1,000 pounds	1,000 pounds	1,000 pounds	1,000 pounds	1,000 pounds	1,000 pounds
Average:							
1934-38.....	2,151	105	2,256	21	1,056	214	3,547
1950-54.....	5,706	582	6,288	18	1,606	250	8,162
Annual:							
1955.....	5,586	1,064	6,650	29	1,634	220	7,533
1956.....	6,973	1,403	8,376	31	1,744	232	8,533
1957.....	6,501	1,345	7,846	22	1,728	240	9,836
1958.....	6,387	1,154	7,541	23	1,934	250	9,748
1959.....	7,195	1,356	8,551	22	1,800	220	10,593
1960.....	7,923	1,116	9,039	23	2,000	210	11,272
1961.....	8,450	852	9,302	21	1,900	200	11,423

imported U.S. cigarettes have declined slightly, but, since consumption of imported Algerian cigarettes has declined drastically, future gains are possible for U.S. cigarettes. Only 10 percent of the cigarettes smoked in Morocco are now imported.

Total tobacco consumption for 1963 is estimated at about 12 million pounds. Cigarettes account for 80 percent; pipe and smoking tobacco, 13 percent; snuff, close to 7 percent; and cigars, less than 1 percent.

Cigarettes sales in some rural areas are very high in July and August, after the tobacco and horticultural crops are sold. In the winter and spring, cigarette sales are low, although sales of smoking tobacco remain stable. Monthly fluctuations are more pronounced around Meknes and other older cities. Nearly half of the total consumption occurs in rural areas.

The leading Moroccan cigarette brand, Casa Spot, sells for about 11 U.S. cents per pack of 20. Other dark Moroccan brands usually sell for 15 to 17 U.S. cents per pack. A recently introduced brand, "La Riad", contains light U.S. tobacco and retails for about 21 U.S. cents.

If cigarette sales continue to move upward at the current rate, and Moroccan farmers do not substantially increase production, about half a million pounds of additional imported leaf will be needed annually. If the trend toward flavorful cigarettes containing U.S. tobacco accelerates, part of the increased future leaf imports may come from the United States.

SOMALIA

Italian cigarettes make up about half the tobacco products consumed by the 2 million people of Somalia. Other imported cigarettes, and domestic tobacco grown as a garden crop, account for most of the remainder.

Somalia imports about 200,000 pounds of cigarettes from Italy annually. In recent years, the United Kingdom has supplied over 50,000 pounds annually, Mainland China, over 12,000; and the United States, over 2,000.

Mainland China and Zanzibar are the chief suppliers of unmanufactured tobacco, which is used for pipe smoking or chewing tobacco. Italy, Tanganyika, and Uganda also have supplied tobacco to Somalia recently. Total imports are comparatively small since no cigarette factories exist in the country. Imports reached a peak of 54,000 pounds in 1958, with Mainland China supplying about one-half the total. Some pastoral Somalis obtain U.S. cigarettes from French Somaliland.

Per capita consumption of tobacco in Somalia is the lowest in any African country which has an ocean port, at only three-tenths of a pound annually.

The duty on imported U.S. cigarettes is excessive--58 U.S. cents per pack--although the duty on unmanufactured tobacco is only 32 cents per pound. Should the duty on U.S. cigarettes be reduced, many more U.S. cigarettes would be shipped directly to Somalia.

TABLE 20.--SOMALIA: Imports of unmanufactured and manufactured tobacco, 1957-61

Product and country of origin	1957	1958	1959	1960	1961
	<u>1,000 pounds</u>	<u>1,000 pounds</u>	<u>1,000 pounds</u>	<u>1,000 pounds</u>	<u>1,000 pounds</u>
Unmanufactured tobacco:					
Italy.....	16	18	--	--	(¹)
Mainland China.....	11	27	--	--	--
Zanzibar.....	7	--	18	22	--
Other.....	--	9	--	22	35
Total.....	34	54	18	44	35
Manufactured tobacco ²					
Italy.....	195	64	160	128	213
United Kingdom.....	13	12	29	59	68
Mainland China.....	3	12	16	28	13
Aden.....	6	25	17	2	5
United States.....	(¹)	(¹)	14	1	(¹)
Other.....	2	12	1	--	2
Total.....	219	125	237	218	301

¹ Less than 500 pounds. ² Over 90 percent cigarettes.

Sorghums, bananas, and citrus fruits are the chief exports of Somalia and provide currency for cigarette purchases.

SPANISH SAHARA

The 36,000 people of Spanish Sahara get most of their tobacco products from the Canary Islands. A few cigarettes are imported from the United States and the United Kingdom to supply engineers and technicians prospecting for oil.

About 60,000 pounds of cigarettes are consumed annually in the area by desert riders and by the transient foreign population.

THE SUDAN

--rapidly growing cigarette importer

The Sudan imported about 2 million pounds of cigarettes in 1962, compared with only 1.3 million pounds in 1960. The United Kingdom supplies over 98 percent of total cigarette imports because of favorable trade and tariff arrangements. About 600,000 pounds of domestic cigarettes are also consumed. Most of the leaf for larger cigarette output in the future is likely to be imported, because of the very small scale of commercial production.

Production

Less than 300,000 pounds of tobacco is produced in the Sudan commercially. However, over 3 million pounds is produced annually for home use in the southern part of the country. Small patches of tobacco are grown by most families in Equatoria Province, for use in brilliantly designed clay and wooden pipes. Some flue-cured tobacco is also produced in Equatoria Province. Transportation of flue-cured tobacco from Equatoria Province to the new factory in Wad Medani involves over 700 miles of secondary roads, which may be impassable during the rainy season.

Imports

The Sudan's cigarette imports have increased sharply for the last 2 years, and in 1962 they passed 2 million pounds for the first time. During most of the 1950's, cigarette imports remained relatively stable at slightly over 1 million pounds annually. The Sudan is a new market for U.S. cigarettes, with 1962 exports more than double those for the previous year. The U.S. imports were over \$5 million worth of gum arabic from the Sudan annually giving their importers a source of dollars. In 1963, the value of U.S. cigarettes to the Sudan is likely to exceed \$100,000, provided the recent trend

TABLE 21.--THE SUDAN: Imports of unmanufactured tobacco, and cigarettes, 1958-61

Products and country of origin	1958	1959	1960	1961
	<u>1,000 pounds</u>	<u>1,000 pounds</u>	<u>1,000 pounds</u>	<u>1,000 pounds</u>
Unmanufactured tobacco:				
India.....	--	104	646	(¹)
Rhodesias-Nyasaland.....	--	58	280	1
Ethiopia.....	57	61	(¹)	(²) (¹)
Other.....	1	1	62	70
Total.....	58	224	988	71
Cigarettes: ³				
United Kingdom.....	1,178	1,240	1,282	1,621
United States ³	--	9	12	10
Other.....	6	3	2	1
Total.....	1,184	1,252	1,296	1,632
Other manufactured:				
Total.....	3	2	3	3

¹ Included in other, if any. ² Estimated to cover land shipments from Ethiopia. ³ Export statistics reported by trading partner.

continues. Imported U.S. brands sell for slightly higher prices than British cigarettes, which amounted to over 99 percent of total sales before 1957. Since British cigarettes contain about 50 percent U.S. tobacco, the Sudan has indirectly been a considerable market for U.S. tobacco for 3 decades. Imports of substantial quantities of British cigarettes into the Sudan began with the building of Khartoum and Port Sudan in the 1930's, which became distribution points to serve farmers growing cotton for export.

Leaf imports reached a peak of 900,000 pounds in 1960, when the new factory at Wad Medani began to build up its stocks. India supplied about 646,000 pounds and Rhodesias-Nyasaland, 280,000 in 1960. In 1959, initial shipments were only 104,000 pounds by India and 58,000 by Rhodesias-Nyasaland. Before 1959, Ethiopia supplied most of the Sudan's tobacco imports, which were less than 70,000 pounds annually. The shipments involved only a short distance from northern Ethiopia to Juba in Equatoria Province, where a factory has made cigars, chewing, and smoking tobacco for over a decade.

Sudanese cigarette factories now use over 600,000 pounds of leaf tobacco annually. Imports of unmanufactured tobacco from India and Rhodesias-Nyasaland declined in 1961 and 1962. The cigarettes currently produced in the Sudan are low-cost brands, selling for less than 14 U.S. cents per pack. Should a higher quality brand be introduced to compete with the popular British and U.S. brands, cigarette output would increase rapidly. Manufacture of quality cigarette brands by Sudanese tobacco factories may create a new market for U.S. tobacco.

With an import duty of 3 shillings (42 U.S. cents) per pack, the Sudanese Government is currently receiving over \$8 million annually from cigarette imports. A newly introduced quality brand would probably cost at least 35 U.S. cents per pack because of government taxes.

Some interest has been expressed by the Sudan in attracting capital for a new factory to produce quality cigarettes. Government revenue might actually increase, should a locally produced, quality brand be provided at a reasonable price. Then many more Sudanese could enjoy cigarettes with flavor and aroma. The lower priced domestic brand would reach many who are currently nonsmokers. Cigarettes imports may still continue upward.

Consumption

Few countries rely so heavily on imported cigarettes as the Sudan. Over 75 percent of the cigarettes smoked in 1962 were imported, compared with 99 percent in 1956. However, the introduction of the locally manufactured, low-cost brand "Escanabar" recently spurred sales of imported brands. Many former nonsmokers could afford to try "Escanabar". After trying it, they decided to try an imported brand. Apparently, rising incomes by cotton farmers and the growing urban population have enabled more smokers to afford the higher priced imported cigarettes. After a decade of stability at about 1.2 million pounds annually, sales of imported cigarettes jumped by more than 25 percent in 1961 and again in 1962.

The extremely low per capita consumption of cigarettes and rising incomes indicate that the potential Sudanese cigarette consumption has only been scratched. Most Sudanese below Khartoum consume some dark native tobacco in pipes. Once they move to an urban center, or obtain larger incomes from cotton and other products of irrigated agriculture, they change to cigarettes.

Over 3 million pounds of dark tobacco is consumed annually by the Sudanese. Most of it is smoked through long clay or wooden pipes. Smoking is very heavy during the rainy season, when even women and children enjoy it. Over 100,000 pounds of chewing tobacco is also consumed. Some of the specially prepared pipe tobacco contains native weeds or spices.

Total Sudanese cigarette consumption may exceed 3 million pounds in 1963. With a per capita consumption of only half-a-pound a year, there is opportunity for future growth. Sudanese cotton exports have doubled during the last decade, and irrigation projects are turning former deserts into green farmland. As a result, more farmers have sufficient income for cigarettes, bicycles, and even automobiles, to reach the cigarette stand.

TUNISIA

--growing consumer

Tunisian consumption of tobacco products rose to about 8 million pounds last year, as sales of cigarettes and snuff reached new heights. Farmers in this country of 4 million people, produce less than 4 million pounds of tobacco. Tunisian imports of tobacco fluctuate from year to year, although the average for the last decade was about 5 million pounds annually.

The Tunisian Tobacco Monopoly controls all phases of the tobacco industry, even the rising imports of tobacco products. There is no duty on imports of unmanufactured tobacco, although the duty on imported U.S. cigarettes is close to 70 cents per pack.

Production

About 10,000 farmers cultivate small fields of tobacco to produce a crop exceeding 3.5 million pounds during the last three years. Some fields were infested with the blue-mold disease in 1962, which prevented expected production gains. The yields are usually about 900 pounds per acre.

Arbi, a type of air-cured tobacco, is grown on the northern plains for use in cigarettes and smoking tobacco. Souffi (*Nicotinana Rustica*) is grown below Tunis, in the areas of Gabés and Cap Bon, for exclusive use in snuff. The production of this type has increased less rapidly than that of the Arbi type. The preparation of the seedbed, transplanting, and harvesting occur at about the same time tobacco farmers are performing these functions in South Carolina.

Exports

Tunisian tobacco exports reached a peak of 1.2 million pounds in 1956, when large shipments were sent to France. Morocco, Belgium, and Hungary were other important markets during the mid-1950's, when Tunisian exports were usually, by contrast, first above 500,000 pounds annually.

Imports

Tunisian tobacco imports are likely to increase in the mid-1960's because consumption is rising faster than production. Most of the imports consist of dark tobacco from Latin America, although arrivals of flue-cured have increased recently. Tunisia is a comparatively new market for tobacco exporters of South Rhodesia, Japan, and Indonesia.

Brazil has supplied about 1 million pounds of leaf to Tunisia during each of the last 4 years, while Paraguay, Colombia, and the Philippines, combined, supply about .1 million pounds of dark tobacco. Prewar, Hungary was a large supplier of dark tobacco, but it has supplied less than 100,000 pounds during recent years.

Cuba and Indonesia each have shipped over 100,000 pounds of cigar tobacco during most recent years.

Imports of U.S. tobacco have dropped from 1.3 million pounds in 1956 to less than 500,000 pounds in the last four years, with about 200,000 pounds of flue-cured and 300,000 pounds of Maryland tobacco shipped in 1962. Imports of lower priced Rhodesian tobacco exceeded 800,000 pounds in 1958 and 1960. Increased amounts of flue-cured tobacco are also being imported from India.

Japan and Italy supply some burley to Tunisia. The United States shipped about 100,000 pounds of burley tobacco to Tunisia in the late 1950's, Japan about .5 million pounds in 1960, and Italy over 500,000 pounds in 1958. However, during most other recent years, Tunisian imports from Japan and Italy have been much smaller.

Tunisia usually imports about 1 million pounds of oriental tobacco annually. Greece supplies about half the Tunisian imports of oriental tobacco, and Yugoslavia most of the rest. Turkey and Bulgaria shipped small quantities of this type to Tunisia.

About 1.8 million pounds of Algerian tobacco were imported in 1958, but only a token 7,000 pounds in 1960. Most of the Algerian leaf consisted of light, sun-cured tobacco from the Bone area, near the Tunisian border. The United States may be able to ship considerably more Maryland and burley tobacco to Tunisia in the near future because of the continuing shortage of Algerian tobacco.

The United States supplies about half of Tunisia's cigarette imports, which have been between 39,000 and 50,000 pounds recently. Belgium and Algeria supply most of the rest.

About 100,000 pounds of smoking tobacco are imported annually. The United States, the United Kingdom, and France are chief suppliers. The Netherlands, Switzerland, and Belgium furnish most of the imported cigars.

Manufacturing

The tobacco factories of the Tunisian tobacco Monopoly are located in Tunis. The modern factories employ about 600 workers. In 1962 they produced about 2.8 billion cigarettes, 600,000 pounds of smoking tobacco, and 1.1 million pounds of snuff.

Consumption

Total consumption of tobacco products now exceeds 8 million pounds annually, compared with only 3.9 million pounds during 1934-38 and 7.5 million pounds in 1961. Cigarette sales are increasing by 6 to 7 percent annually. Light cigarettes have become more popular, and account for most of the increase. Sales of darker cigarettes still account for over half the consumption, and in total have been relatively stable recently.

About 6.2 million pounds of cigarettes were sold in 1962--1.4 million pounds above the consumption in 1958. About 1.1 million pounds of snuff and 700,000 pounds of smoking tobacco were consumed in 1962. Cigar sales are less important than they were in the mid-1950's. Most of the 12,000 pounds of cigars smoked by Tunisians are imported.

Tobacco products in Tunisia are reasonable in price, and efforts are being made to improve quality. Tunisians are likely to continue using considerably more tobacco.

TABLE 22.--TUNISIA: Consumption of tobacco products, averages 1934-38 and 1950-54, annual 1955-61

Year	Cigarettes		Cigars	Smoking tobacco	Snuff	Total
	<u>Million pieces</u>	<u>1,000 pounds</u>	<u>1,000 pounds</u>	<u>1,000 pounds</u>	<u>1,000 pounds</u>	<u>1,000 pounds</u>
Average:						
1934-38.....	935	2,061	32	1,113	684	3,890
1950-54.....	1,806	3,982	15	682	831	5,510
Annual:						
1955.....	1,932	4,259	15	675	871	5,820
1956.....	2,205	4,861	15	732	827	6,435
1957.....	2,127	4,689	11	787	842	6,329
1958.....	2,187	4,821	11	807	970	6,609
1959.....	2,330	5,137	10	805	1,076	7,028
1960.....	2,475	5,456	11	670	1,150	7,286
1961.....	2,610	5,754	12	635	1,080	7,481

II. MIDDLE AFRICA

BURUNDI

The 2.5 million people in Burundi consume about 3 million pounds of tobacco annually. About half a million pounds of cigarettes from the Congo and East Africa are sold in Burundi annually. Before 1960, most of the cigarettes came from Elizabethville factories in Katanga. In 1961, purchases of cigarettes from Kenya and Uganda increased.

About 2.5 million pounds of dark air-cured tobacco is grown in garden patches. Most of it is cured in the summer sun and stored for year-around use by pipe smokers.

CAPE VERDE ISLANDS

--developing market for U.S. tobacco

Cigarette factories in the Cape Verde Islands produced about 75,000 pounds of cigarettes in 1962, with the United States supplying about half of the leaf for the small factories.

Exports of U.S. flue-cured to this destination in 1962 were almost double those of the previous year. The Cape Verde Islands take small amounts of U.S. burley tobacco, as well.

Over 200,000 people live on the islands, which constitute a land area slightly larger than Rhode Island.

Angola and the United States each supply the islands with about 10,000 to 12,000 pounds of cigarettes, and Mozambique and Portugal, about 1,000 pounds of tobacco products each to the Cape Verde Islands annually. Angola's shipments of pipe tobacco and other tobacco products to this destination are slightly less than those of cigarettes.

CAMEROUN

--growing tobacco importer and exporter

Cameroun is importing and exporting about 3 million pounds of leaf tobacco annually, contrasted with imports and exports both below 2 million pounds, several years ago. Larger exports of Maryland and cigar tobacco to France are boosting exports. The demand for quality, blended cigarettes has boosted the need for imports of flue-cured and burley tobacco, which are not grown in commercial quantities in Cameroun.

Cigarette output and consumption have expanded rapidly, as domestic brands have displaced imported brands.

Production

About 4.5 million to 5 million pounds of tobacco are grown annually, including about 1 million pounds of Maryland tobacco in the northern part, country, mostly on family plots, and about 1 million pounds of cigar wrapper in the southern part of the country. Dark, air-cured tobacco, grown in small plots near rivers, accounts for most of the rest of the crop.

Exports

Tobacco exports have increased recently because of larger shipments to France. Over 3 million pounds of tobacco were shipped to France in 1961 and again in 1962, compared with 2 million pounds in 1960. Exports to other countries during recent years have been less than a quarter million pounds annually. Algeria, Nigeria, Chad, and Gabon are the most important other markets.

About a quarter million pounds of cigarettes went to French-speaking areas in Africa in 1956, but considerably less afterwards.

Imports

Recent imports of unmanufactured tobacco have increased to about 3 million pounds annually, compared with about 2 million pounds in the late 1950's. Rhodesias-Nyasaland and the United States, combined supply about half the total. Rhodesian exports to Cameroun have grown from about 100,000 pounds in 1955 to 800,000 pounds in 1962. U.S. exports to Cameroun have grown from about 300,000 pounds in 1957 to over 658,000 pounds in 1962. About a quarter million pounds of both Black Fat and flue-cured tobacco were exported by the United States to Cameroun in 1962, although flue-cured shipments were down one-half. Burley and Kentucky-Tennessee, dark fire-cured tobacco accounts for most of the rest.

Algeria supplied about half a million pounds of leaf to Cameroun annually during the late 1950's. While imports from Algeria have declined, those from Brazil and Italy have increased. Supplies from India and the Dominican Republic have varied with the size of the crops in those countries. Indonesia and South Africa are other sizable suppliers.

Algeria and the United Kingdom furnished most of Cameroun's cigarette imports prior to 1961, when France and the United States became more important suppliers. Total imports dropped from about 400,000 pounds a year in the late 1950's to 173,000 in 1961, because of the arrival of less Algerian cigarettes.

Consumption

About 2.2 million pounds of domestic cigarettes and 200,000 pounds of imported cigarettes are smoked annually in Cameroun. A trend toward light cigarettes made of Maryland tobacco and some American-type brands is observable, although dark brands are still very important. About 1.5 million pounds of dark, air-cured tobacco is consumed by native pipe smokers. The use of Black Fat tobacco exceeds 250,000 pounds annually.

TABLE 23.--CAMEROUN: Exports and imports of tobacco and tobacco products, 1956-61

Product and country of origin or destination	1956	1957	1958	1959	1960 ¹	1961 ¹
IMPORTS						
	1,000 pounds	1,000 pounds	1,000 pounds	1,000 pounds	1,000 pounds	1,000 pounds
Unmanufactured tobacco:						
United States.....	489	582	595	429	286	491
Algeria.....	683	496	508	420	(2)	(2)
Rhodesias-Nyasaland.....	77	106	218	244	421	683
Brazil.....	84	106	164	231	--	--
Italy.....	11	44	106	181	--	278
India.....	--	267	169	99	(2)	(2)
Indonesia.....	132	109	32	35	(2)	(2)
Republic of South Africa..	60	86	21	25	--	--
Dominican Republic.....	211	528	222	--	--	--
Other.....	46	65	51	49	1,407	1,220
Total.....	1,793	2,389	2,086	1,713	2,114	2,672
Cigarettes:						
Algeria.....	136	120	197	171	185	(2)
United Kingdom.....	67	125	135	162	70	120
Belgium.....	44	45	28	40	(2)	(2)
France.....	21	19	20	17	18	23
United States.....	20	4	6	6	6	12
Other.....	47	47	52	1	20	18
Total.....	335	360	438	397	299	173
Cigars: Total.....	3	2	2	2	1	2
Other manufactured tobacco: Total.....	6	4	15	14	15	16
EXPORTS						
Unmanufactured tobacco:						
France.....	1,690	1,766	2,074	2,398	2,029	3,115
Nigeria.....	83	(2)	26	25	--	--
Algeria.....	11	67	--	222	44	(2)
Other.....	20	21	5	1	2	105
Total.....	1,804	1,854	2,105	2,646	2,075	3,220
Cigarettes:						
French African Republics..	263	53	(2)	(2)	na	na
Nigeria.....	10	2	2	7	na	na
Other.....	3	3	2	3	na	na
Total.....	276	58	4	10	na	na

¹ Estimated by exports of trading partner to Cameroun.

² If any, included in other.

CENTRAL AFRICAN REPUBLIC

--growing cigarette importer

This area is a growing cigarette importer and leaf exporter. Consumption of cigarettes is likely to increase considerably in the future. Since no factory exists in the country, all tobacco products are imported, mostly duty-free from neighboring French-speaking areas.

Production

The total farm production of tobacco in the country is slightly over 1 million pounds annually. Half of the crop consists of dark tobacco and half, Maryland tobacco. Over .5 million pounds of Maryland tobacco is grown for export. The government has assisted growers with seed fertilizer and technical methods of cultivation and curing. France and the Congo Republic (Brazzaville) are the chief markets for this type of tobacco grown in the river valleys near Banqui.

The 1.2 million people in the area consume slightly over a million pounds of tobacco annually. Cigarettes account for about half of the total, and cut tobacco in pipes, or roll-your-own cigarettes, for the remainder.

The standard of living and literacy, in the Central African Republic, are comparatively good. Exports of cotton, coffee, diamonds, and tobacco have given many farmers a source of income. Since total imports are only slightly larger than exports, cigarette imports are not likely to cause any serious balance of payments problem.

Imports

About 250 million cigarettes are imported from the United States, Brazzaville in the Congo Republic, Cameroun, and France. Most of the cigarettes come from Brazzaville because of free entry. About 100,000 pounds of dark tobacco from neighboring countries is also imported annually.

CHAD

Per capita consumption of tobacco products is very low in Chad, although herdsmen in the country do enjoy smoking pipes and occasionally cigarettes, also. The 2.5 million people consume less than a million pounds of tobacco products annually.

About half of this consists of imported cigarettes. Brazzaville is the chief supplier, and France shipped 22,000 pounds in 1961. Algeria was an important supplier in the 1950's.

The consumption of dark tobacco in pipes comprises about half of the country's tobacco consumption. Most of the tobacco is obtained from small patches grown near intermittent lakes. Some dark fire-cured tobacco is imported from Nyasaland. Smokers like the few U.S. cigarettes they have managed to purchase from distributors in Brazzaville.

CONGO, REPUBLIC OF THE (LEOPOLDVILLE)

--large potential importer

The Republic of the Congo may import at least 10 million pounds of unmanufactured tobacco in 1964, if arrangements can be made to purchase it with Congolese currency or bartering. The Congo is rich in copper, cobalt, uranium, and diamonds, which may be exported in larger quantities to provide foreign exchange for tobacco purchases. These resources, and many agricultural exports, could also be bartered for tobacco. The import requirement is more than 30 million pounds, because 15 million is needed to supply the consumer demand for 1964. Since some factories have almost completely depleted stocks, another 15 to 20 million pounds are needed to give the Congo at least a year's stock. The tobacco industry of most countries consider stocks should be large enough to last 18 months.

The Congo could also use over 3 million pounds of imported cigarettes in late 1963, before local factories get the needed leaf. It was one of the world's leading cigarette importers a decade ago.

Farm production of tobacco has never been large in the Congo. Therefore, exports of leaf and tobacco products have been limited to small shipments to West Germany, Belgium, and neighboring areas.

Cigarettes account for a higher percentage of total tobacco consumption in the Congo than in any other large nation in Africa. Other products account for only 5 or 6 percent of the total.

With the revival of economic progress in the Congo, its annual leaf imports during the mid-1960's are likely to range from 12 to 20 million pounds annually. This would put the Congo in third place among the tobacco importers in Africa--after Egypt and Algeria.

Production

About 1.6 million pounds of tobacco were produced in the Congo in 1962, and little expansion is anticipated this year. Most of the crop consists of dark air-cured tobacco, which is grown north of Stanleyville and near Kasenga in Katanga. Most of the tobacco is grown in small patches by about 10,000 native growers. Some flue-cured and dark fire-cured tobacco is grown in Kasai Province.

Total production in 1960 was more than double the level in 1962. The departure of European growers and buyers caused reduced average of tobacco grown. Tobacco production in Katanga has not declined as sharply as it has in Oriental and Kasai Provinces, since most of the crop around Kasenga is not grown as a plantation crop.

Exports

Tobacco exports by the Congo have never exceeded a quarter million pounds a year and are now at low levels. West Germany and Belgium are the chief markets.

Cigarette exports were about 150,000 pounds annually during the mid-1950's, but declined to 22,699 in 1960. Central African Republic, Belgium, Angola, and the Congo Republic (Brazzaville) were the chief markets.

Although in 1955, several thousand pounds of cigars were re-exported shipments were only several hundred pounds during recent years.

Exports of pipe tobacco which had risen from 32,000 pounds in 1953 to 105,000 in 1954, also declined sharply thereafter.

Imports

The Congo imported over 5 million pounds of unmanufactured tobacco in 1962, although this was less than half its import requirements. Imports of unmanufactured tobacco into the Congo reached a record 12.2 million pounds in 1957, when new cigarette factories reduced the need for imported cigarettes thereafter. Cigarette imports, which had risen rapidly in the 1940's, hit a peak of 6.5 million pounds in 1951, and declined sharply to only 500,000 in 1957.

Recent disturbances and currency exchange difficulties have sharply reduced leaf and cigarette imports and consequently consumption. Leaf imports of only 1.2 million pounds in 1960, and less than 4 million in 1961, caused a complete depletion of stocks in 1962.

The United States and Rhodesias-Nyasaland are the chief suppliers, although currency exchange problems limit shipments by exporters in both countries. If normal stocks were replenished and the demand by cigarette smokers satisfied, in 1964 total leaf imports would exceed 20 million pounds. This could happen if tobacco could be purchased with Congolese francs. Some recent Rhodesian shipments to the Elizabethville factory have involved bartering metals, for tobacco.

The Congo imported a considerable quantity of tobacco from many sources before 1960. Italy and South Africa supplied over 1 million pounds during several years in the late 1950's. India and Greece supplied 500,000 pounds, each, during the peak imports of 1957. Brazil and Turkey have supplied about 100,000 pounds of leaf during most recent years.

Some other suppliers and the peak imports from them include Uganda, 176,390 pounds in 1954; Dominican Republic, 221,814 in 1957; Hungary, 36,100 in 1956; Yugoslavia, 94,661 in 1958; Switzerland, 173,914 in 1959; Argentina, 41,162 in 1958; Mozambique, 91,491 and Tanganyika, 689,745 in 1946; Belgium, 382,855 in 1952; and Guatemala, 15,503 in 1956. New suppliers, shipping over 2,000 pounds of leaf to the Congo in 1959, were Mexico and Rumania. During most of the last decade, Angola and The Congo Republic (Brazzaville) supplied from 1,000 to 10,000 pounds annually.

The Congo imports many types of tobacco. About half of the imports from Rhodesias-Nyasaland consisted of flue-cured tobacco, and most of the rest were dark fire-cured tobacco. Over half of the record imports in 1957 were Rhodesias-Nyasaland's. This included 3.6 million pounds from Southern Rhodesia, 3.1 million from Nyasaland, and 100,000 from Northern Rhodesia. Rhodesian shipments of tobacco have remained at comparative high levels during 1961 and 1962, since Elizabethville is near the Rhodesian border and metals mined by firms owning mines in Northern Rhodesia could be used as payment. Tobacco exporters in the United States and over 20 other

TABLE 24.--THE CONGO (Leopoldville): Imports of tobacco and tobacco products, average 1950-54, annual 1955-61

Product and country of origin	Average 1950-54	1955	1956	1957	1958	1959	1960	1961
	1,000 pounds	1,000 pounds	1,000 pounds	1,000 pounds	1,000 pounds	1,000 pounds	1,000 pounds	1,000 pounds
Unmanufactured tobacco:								
Rhodesias-Nyasaland.....	3,676	3,449	4,285	6,702	3,920	4,649	559	2,293
United States.....	597	1,922	1,659	1,114	3,324	869	60	707
Italy.....	375	445	914	1,253	2,065	1,037	426	462
Brazil.....	2	4	--	90	(2)	(2)	88	110
India.....	15	233	66	543	(2)	125	50	94
Turkey.....	67	489	246	87	(2)	88	87	(2)
Greece.....	(2)	11	167	498	477	550	(2)	(2)
Republic of S. Africa.....	1,482	489	896	1,006	91	1,344	3	(2)
Other.....	340	759	384	909	1,482	503	27	3,252
Total.....	6,554	7,801	8,617	12,202	11,359	9,165	1,300	3,918
Cigarettes:								
United Kingdom.....	3,211	3,117	2,770	158	43	61	57	141
United States.....	501	102	115	116	78	77	95	110
Belgium.....	132	217	151	173	186	174	98	390
Rhodesias-Nyasaland.....	137	69	74	57	32	11	(2)	3
Other.....	1,031	1	7	28	18	34	350	350
Total.....	5,012	3,506	3,117	532	357	357	300	394
Cigars:								
Netherlands.....	16	28	21	20	22	31	7	35
Belgium.....	15	26	36	20	15	20	5	36
Other.....	4	3	2	--	3	1	1	2
Total.....	35	57	59	40	40	52	13	13
Manufactured tobacco:								
Belgium.....	8	10	11	8	8	9	4	4
Netherlands.....	1	--	2	2	3	4	1	2
Other.....	1	2	3	3	1	2	4	5
Total.....	10	12	16	13	12	15	9	11

¹ Export statistic of trading partner.

² If any, included in other.

³ Estimated.

countries were unable to make normal sales to the Congo in 1961 because transportation from the ports of Elizabethville was disrupted, and they could not get Congolese francs converted into their currency. Imports and utilization of U.S. flue-cured and Greek oriental tobacco were increasing in the late 1950's, while the use of Rhodesian tobacco remained stable. The percentage of total imports supplied by Rhodesias-Nyasaland rose from 43 percent in 1960 to 59 in 1961.

In 1962 U.S. leaf exports to the Congo were about the same as the 2.4 million pounds during 1958, when the trend toward American-type cigarettes started to accelerate the demand for U.S. cigarette tobacco. Shipments in 1960 were only 93,000 pounds, and those in 1961 were only 707,000. Had normal shipments to supply consumer demand been made in 1962, the total would have been over 10 million pounds. If currency problems could be solved, the Congo could easily use over 12 million pounds of U.S. tobacco in 1964.

Exports of all types of U.S. tobacco to the Congo in 1962 were just 2.5 million pounds, with a value of \$1.6 million. The United States exported about 1.2 million pounds of flue-cured to the Congo in 1962, with an average price of 68 cents per pound. The 166,000 pounds of burley averaged 73.4 cents per pound. The average price for the 909,000 pounds of Kentucky-Tennessee, dark fire-cured tobacco was 55 cents per pound, and for 8,000 pounds of Virginia dark fire-cured tobacco it was 70 cents per pound. The average price for 147,000 pounds of Green River was 47 cents per pound.

The Congo was one of the world's most important cigarette importers a decade ago. Belgium supplied about half of the Congo's 1.4 million pound cigarette imports in 1940.

In 1941, when Belgium was cut off by German occupation the United Kingdom became the chief supplier of cigarettes when Congolese consumption began to increase sharply. The demand for minerals and agricultural raw materials zoomed because of the war, and so did investment in Katanga, in the agricultural areas in Kasai, and in the ports of Leopoldville and Matadi. By 1944 Congolese cigarette imports for consumption had passed 3 million pounds, and the heavily bombed United Kingdom could not spare enough cigarettes for the Congo, and Uganda rapidly expanded output to become the Congo's major cigarette supplier in 1945.

Because the Congolese developed a taste for light English-type cigarettes during the war, rapid consumption gains in the late 1940's caused imports of cigarettes from the United Kingdom to reach 4.1 million pounds in 1949, and 5.1 million by 1951. Uganda, the United States, Southern Rhodesia, and Belgium were important suppliers of the Congo's cigarettes a decade ago, although the United Kingdom supplied over 80 percent of the total. Over 5,000 pounds of cigarettes were imported during the late 1950's, from Greece, the Netherlands, South Africa, Switzerland, and France. Belgium and the United States became the major suppliers as the local factories sharply reduced imports of U.K. cigarettes.

During the 1950's, the Congo imported from 12,000 to 25,000 pounds of pipe tobacco annually. Belgium, the Netherlands and the United States were the chief suppliers.

The Netherlands and Belgium furnished most of the cigar imports, which averaged close to 50,000 pounds annually in the late 1950's.

Manufacturing

Two large factories in Katanga produced most of the cigarette output from 1954 to 1960. Another large factory in Stanleyville became an important producer in the late 1950's, and accounted for about one-third of total output in 1959. The Congo's cigarette output jumped from 1.4 billion pieces in 1951 to 3.5 billion in 1956. In the late 1950's, it climbed above 4 billion pieces annually. Then a shortage of leaf, due to reduced imports, caused cigarette output to decline in 1960. Two medium-sized cigarette factories were built in Leopoldville in 1961, to cope with the crucial shortage there.

Two small cigar factories are located in Jadotville; cigars are also made in Elizabethville; pipe tobacco is manufactured in Elizabethville, Kivi, and Leopoldville. Over 2,000 employees work in cigarette and other tobacco factories.

Consumption

Cigarette consumption increased in 1962 after sharp declines in 1960 and 1961. However, sales could have been much larger than 10 million pounds last year, if factories in Leopoldville had not run out of tobacco.

TABLE 25.--THE CONGO (Leopoldville): Estimated consumption of tobacco products, average 1951-55, annual 1956-61-62

Year	Cigarettes			Other		Total	
	Domestic	Im-ported	Total	Manufac-tured	Native		
	<u>Billion pieces</u>	<u>1,000 pounds</u>	<u>1,000 pounds</u>	<u>1,000 pounds</u>	<u>1,000 pounds</u>	<u>1,000 pounds</u>	
Average: 1951-55.....	2.2	4,902	4,790	9,692	90	760	10,542
Annual:							
1956.....	3.9	8,661	3,117	11,778	125	720	12,623
1957.....	4.3	9,561	532	10,093	115	660	10,868
1958.....	5.2	11,333	357	11,690	110	550	12,350
1959.....	4.6	10,120	300	10,420	130	490	11,040
1960.....	3.7	8,030	275	8,305	105	590	9,000
1961.....	3.6	7,920	320	8,240	115	610	8,965
1962.....	4.4	9,680	350	10,030	120	510	10,660

Cigarette consumption in the Congo gains rapidly during periods of economic prosperity and development of agricultural areas throughout the country. Larger cigarette sales in the Leopoldville vicinity have prevented many rural smokers from obtaining their usual requirements of tobacco.

Because of increased urbanization, inflation, and a wider dispersion of income brought about by Government spending and U.N. operations, cigarette sales in the Congo could easily reach 15 million pounds in 1963, provided the leaf were available. The price of most domestic cigarettes ranges from 15 to 20 U.S. cents equivalent per pack of 20. The names of the brands usually denote geographical places related to the introduction of cigarettes into the Congo.

Imported cigarettes sell for 35 to 40 U.S. cents equivalent per pack. Because of inflation and the demand for more cigarettes by many new smokers, imported cigarettes sell very well, even at high prices. Currency exchange problems limit cigarette imports, and consequently sales, within the Congo. The integration of Katanga and a resumption of agricultural and mineral exports of other areas should ease the currency problem in the future. Then consumer demand rather than the currency situation, will determine cigarette sales.

Cigarettes normally account for about 95 percent of the tobacco consumption in the Congo. Pipe smokers annually use about half a million pounds of leaf grown in small native patches and a smaller quantity of factory prepared tobacco.

Cigar sales in the Congo were about 100,000 pounds a year in the late 1950's, although they fell off slightly after 1960. About half of the cigars were imported, and the rest came from small factories in Katanga.

Congolese smokers developed a taste for light cigarettes when the United Kingdom became the chief supplier during the prosperous 1940's. They further developed a desire for the American-blended-type cigarette in the mid-1950's as their new factories began to blend U.S. flue-cured and burley tobacco with Rhodesian leaf and oriental tobacco. Although medium-priced, quality, light cigarettes account for over 75 percent of the consumption, dark cigarettes are popular in some areas of Oriental and Kivi Provinces, and among smokers in Leopoldville desiring lower priced brands. Prosperous workers in Kantanga's mineral industry have strong preference for American-type cigarettes.

Taxation

The import tariff is 50 percent of the value on unmanufactured tobacco, and 80 percent for manufactured tobacco products.

CONGO, REPUBLIC OF (BRAZZAVILLE)

--growing distributor

Brazzaville's cigarette factory produced about 1 billion cigarettes in 1962--more than tripple the output of a decade ago. Imports of leaf and shipments of cigarettes to neighboring areas by the Congo Republic have increased

recently. Duty-free shipments of tobacco and tobacco products to areas of former French Equatorial Africa and Cameroun give manufacturers and merchants in Brazzaville a larger market than their country of 900,000 people would otherwise afford.

Production

Slightly over 3 million pounds of tobacco are produced. (formerly the Moyen Congo). About two-thirds of the crop consists of Maryland tobacco and one-third, of dark air-cured. Most of the Maryland tobacco is grown near the railroad from Brazzaville to Pointe-Noire. The dark, air-cured tobacco is grown in garden like patches throughout the elevated fields of the country. Production has increased slightly in recent years, although gains in the late 1940's were dramatic when French war veterans began growing tobacco. Most of the crop is grown by African farmers today, although Frenchmen supply seed, fertilizer, and technical assistance. The yields for Maryland tobacco usually exceed 650 pounds per acre and bring a price in excess of 30 U.S. cents per pound.

Exports

Exports of Maryland tobacco have declined recently, because of expanding cigarette output in Brazzaville. Most of the leaf exports go to France. Total exports dropped from 1.5 million pounds in 1957 to only 370,000 in 1961. Nigeria and Morocco are small markets for Maryland tobacco exports.

TABLE 26.--REPUBLIC OF CONGO: Exports of unmanufactured tobacco and cigarettes through Brazzaville, 1958-61

Product and country of destination	1958	1959	1960	1961
	<u>1,000 pounds</u>	<u>1,000 pounds</u>	<u>1,000 pounds</u>	<u>1,000 pounds</u>
Unmanufactured tobacco:				
France.....	917	884	1,068	305
Morocco.....	--	--	--	35
Cameroun.....	--	--	--	22
Other.....	--	--	--	8
Total.....	917	884	1,068	370
Cigarettes:				
Sudan.....	11	4	15	16
Other.....	1	9	11	11
Total.....	12	13	6	7

¹ Estimated.

Although leaf exports have declined recently, cigarette shipments have increased sharply. Total cigarette shipments beyond the borders of the former Moyen Congo now exceed 1 million pounds annually. The Central African Republic and Chad take about three-fourths of these shipments. Gabon and Cameroun account for most of the rest.

Imports

Imports by the Republic of Congo have increased considerably from about 600,000 pounds annually a decade ago to over 1.4 million pounds annually today. India and Rhodesias-Nyasaland each supply about half a million pounds annually. Brazil and Paraguay supply over 100,000 pounds of leaf annually. Taiwan, Colombia, the Philippines, and the Dominican Republic each supply from 35,000 to 60,000 pounds of unmanufactured tobacco annually. The United States, Netherlands, and the United Kingdom supply small quantities of leaf for special cigarette blends.

Cigarette imports have declined from 1.1 million pounds in 1949 and 500,000 in the early 1950's to less than 100,000 annually today. France supplies over 70 percent of the current cigarette imports, and the United States, over 20. Algeria was a large supplier a decade earlier, although its shipments to Brazzaville are now very small and irregular.

About 56,000 pounds of cigars were imported in 1959, mostly from the Netherlands. Recent imports have been smaller.

Manufacturing

The modern cigarette factory in Brazzaville is now making close to 100 million cigarettes per month. Pipe tobacco and other products are also made by this manufacturer, who employs over 400 people.

Most cigarettes are a blend of Maryland and low-cost, flue-cured tobacco. Some dark, low-priced cigarettes are also manufactured.

TABLE 27.--FRANCE: Imports of unmanufactured tobacco from former French Equatorial Africa, annual 1957-61

Country of origin	1957	1958	1959	1960	1961
	1,000 <u>pounds</u>	1,000 <u>pounds</u>	1,000 <u>pounds</u>	1,000 <u>pounds</u>	1,000 <u>pounds</u>
Republic of Congo (Brazzaville).....	1,100	917	884	229	340
Chad.....	(¹)	(¹)	(¹)	328	275
Central African Republic..	(¹)	(¹)	(¹)	511	² 893

¹ Exports were shipped out through Brazzaville and a breakdown is not available. ² Includes shipments through Cameroun ports.

Consumption

Unlike many parts of West Africa, where dark tobacco prevails, smokers in the Congo and French zone like mild light cigarettes. The French-oriented Congolese, north of the Congo River, smoke about 1 million pounds of cigarettes and 1 million pounds of other tobacco products annually. Most of the other tobacco use consists of dark tobacco for pipe smoking. About 100,000 pounds of specially prepared pipe tobacco and cigars are consumed, primarily by the French population around Brazzaville.

Cigarette consumption is likely to continue upward, and the production of some quality flue-cured and burley to introduce new brands may accelerate the pace.

DAHOMEY

--potential market for U.S.

Dahomey is a growing importer of cigarettes and dark tobacco. Cigarette imports in 1961 were double those in 1959, and an expanding urban population is likely to cause further gains in cigarette sales. Over 700,000 pounds of cigarettes and 300,000 of leaf tobacco has been imported in recent years. Dahomey is a large market for U.S. Black Fat tobacco. The United States supplies over half of Dahomey's leaf imports. Nigeria and Morocco supply most of the rest.

TABLE 28.--DAHOMEY: Imports of unmanufactured tobacco and cigarettes by country of origin, 1959-61

Product and country of origin	1959	1960	1961
	1,000 <u>pounds</u>	1,000 <u>pounds</u>	1,000 <u>pounds</u>
Unmanufactured tobacco:			
United States.....	115	161	259
Nigeria.....	68	95	55
Morocco.....	21	42	36
Italy.....	14	4	11
Togo.....	10	1	--
Other.....	14	--	7
Total.....	242	303	368
Cigarettes:			
Algeria.....	315	647	671
France.....	33	93	40
United Kingdom.....	1	5	3
Other.....	--	8	8
Total.....	349	753	722

The production of dark air-cured tobacco has increased from about 600,000 pounds in the early 1950's to 1.8 million in 1962. Most of the tobacco is still grown as a garden crop, although commercial production near Abomey has accounted for much of the recent increase.

Tobacco consumption increased slightly to about 3 million pounds in 1962. This gives the 2.1 million people of Dahomey a per capita consumption of 1.43 pounds of tobacco products annually.

In the 1930's Dahomey was the most significant importer of unmanufactured tobacco and smoking tobacco among the eight territories of French West Africa.

Algeria, France, and the United Kingdom are the chief suppliers to Dahomey's cigarette distributors.

About 265,000 pounds of tobacco were exported in 1961, compared with only 88,000 in 1960. Little tobacco was exported previously, and most of the shipments are sent to Senegal, Ivory Coast and Morocco.

Dahomey is likely to be a growing market for U.S. leaf and cigarettes in the future. The import duty on U.S. cigarettes is about 12 U.S. cents per pack.

The consumption of tobacco in Dahomey has doubled during the recent decade. Cigarette consumption has quadrupled as the urban population of Porto Novo and coastal cities has increased. Most of the cigarettes are darker, low-priced Algerian brands. Because of the drop in Algerian cigarette output recently, Dahomey is likely to import more U.S. and French cigarettes. Many small African boys sell cigarettes from wooden trays, and American cigarettes are becoming more prevalent among their displays.

The consumption of U.S. Black Fat tobacco in Dahomey has declined from the peak levels of over half a million pounds in the 1930's. About half the total consumption of 2.7 million pounds of cigarettes and other tobacco products was imported in 1961, but in 1962, less than 45 percent.

Some cigarettes are distributed from Porto Novo into Niger and Upper Volta. Because of its small population of only 2 million, Dahomey does not currently have a cigarette factory. Since it is with the West African Customs Union, and has a good harbor, a new cigarette factory may be built in the future.

A new factory, along with the current trend toward American-type cigarettes, would certainly result in greater sales of U.S. tobacco to Dahomey. Currently about half a million pounds of U.S. cigarettes are needed to bring normal consumption levels up to par unless imported Algerian cigarettes become plentiful again.

FRENCH SOMALILAND

Djibouti, French Somaliland, is one of the leading cigarette importing and distributing centers in Africa. About 600,000 pounds of cigarettes are imported by French Somaliland annually. A large proportion of these cigarettes are consumed by personnel from visiting ships or by smokers in neighboring countries.

Most of the imported cigarettes are supplied by the United Kingdom, although the volume shipped directly from the United Kingdom to Djibouti is exceeded by transshipments from Aden.

Over 50 percent of the imported cigarettes are supplied by the United Kingdom. Algeria and the United States are other important suppliers of cigarettes to Djibouti. About 3,000 pounds of Dutch cigarillos and some Algeria pipe tobacco and also imported. Less than 30,000 pounds of unmanufactured tobacco is imported annually from Aden. Only about 70,000 people live in French Somaliland although the average income and per capita cigarette consumption is the highest in eastern Africa.

GABON

Gabon annually imports over 200,000 pounds of cigarettes and pipe tobacco. The development of large iron ore reserves will boost imports of cigarettes, cigars, and pipe tobacco. Most of the cigarettes are currently supplied by Brazzaville because of duty-free entry. France and the United States, combined, supply only about 10 percent of the cigarette imports.

Some cut tobacco for use by pipe smokers is imported from South Africa. About 100,000 pounds of dark, fire-cured tobacco is imported from Nyasaland annually. Total imports of tobacco products and dark, fire-cured tobacco are approximately half a million pounds annually. No factory for tobacco exists in Gabon, and very little tobacco is grown as a garden crop.

TABLE 29.--FRENCH SOMALILAND: Estimated imports of cigarettes as reported by trading partners, 1958-61

Country of origin	1958	1959	1960	1961
	<u>1,000 pounds</u>	<u>1,000 pounds</u>	<u>1,000 pounds</u>	<u>1,000 pounds</u>
United Kingdom.....	156	235	101	182
Aden.....	102	87	282	329
Algeria.....	--	104	116	(¹)
United States.....	96	101	26	20
Other.....	136	43	55	69
Total.....	490	570	580	600

¹ Included in other.

GHANA

--new flue-cured importer

In 1959, Ghana imported flue-cured tobacco for the first time, when the new factories purchased over 3 million pounds of this type of tobacco for first use of their machines in processing raw leaf. Before that time, cigarette making machines used smoking tobacco in bulk from the United Kingdom for most of their output. That year, the United States exported 1.3 million pounds of flue-cured tobacco to Ghana, about duplicating its exports of Black Fat tobacco to this market during most of the century. Ghana is also a new market for leaf exporters of India and Rhodesias-Nyasaland. In 1958, Ghana became a new market for U.S. cigarettes, although potential future gains of imported cigarettes in Ghana are limited by a high tariff.

Efforts to duplicate U. S. Black Fat tobacco have not been successful, since Ghanian consumers prefer the flavor and quality of the U. S. dark tobacco processed in aromatic oils. Local production of flue-cured tobacco has increased rapidly, however, induced by very high prices, causing imports of flue-cured tobacco to decline. However, to make quality cigarettes to which Ghanian smokers are accustomed, substantial quantities of cigarette tobacco must be imported.

Cigarette smokers are more numerous in the expanding urban areas. All cigarettes were imported before the building of a factory in 1955. Ghanians began to smoke increasing numbers of cigarettes in the late 1940's, and by 1955 cigarette imports reached 2.2 million pounds. By 1956, the new factory had started operation of cigarette-making machines, but the blend was prepared in the United Kingdom. Consequently imports of cut tobacco or smoking tobacco in bulk rose from 700,000 pounds in 1957 to 3 million pounds in 1958. Then the installation of cigarette-making machines in 1959 created a demand for unmanufactured tobacco, and 5.6 million pounds of it were imported.

Production

Ghana produced about 2.5 million pounds of tobacco in 1962--ten times more than a decade earlier. Prior to the initial cultivation of tobacco in southern and central Ghana recently, most of the country's production consisted of dark tobacco grown in northern Ghana.

The production of flue-cured tobacco was approximately 1 million pounds in 1962--double the quantity in 1960. The price for some of the higher grades of flue-cured tobacco exceeds \$2 per pound, owing to programs of the government and to the new cigarette factories. Most of the flue-cured tobacco is grown in central Ghana, around Kumasi. The elevated, sandy soils in the area produce tobacco which resembles Indian leaf.

Commercial production of dark, air-cured tobacco has expanded on farms near Takoradi. However, total production declined from 1.7 million pounds in 1960 to about 1 million pounds in 1962.

Farmers in central and northern Ghana grow over 500,000 pounds of dark, air-cured tobacco in small garden-like patches.

Yields seldom exceed 600 pounds per acre, and the climate is not conducive to the production of tobacco for export.

TABLE 30.--GHANA: Imports of unmanufactured tobacco and tobacco products by country of origin, 1957-61

Product and country of origin	1957	1958	1959	1960	1961
	1,000 pounds	1,000 pounds	1,000 pounds	1,000 pounds	1,000 pounds
Unmanufactured tobacco:					
United States.....	1,432	1,296	2,789	1,981	1,895
Rhodesias-Nyasaland.....	--	--	1,289	358	486
India.....	--	--	1,090	864	537
Nigeria.....	--	--	474	119	--
Other.....	--	--	--	34	59
Total.....	1,432	1,296	5,642	3,356	2,977
Cigarettes:					
United Kingdom.....	554	131	127	209	293
Netherlands.....	14	17	14	17	4
United States.....	--	5	13	14	13
Other.....	--	--	2	--	--
Total.....	568	153	156	240	310
Cigars:					
Total.....	2	2	3	2	2
Other manufactured:					
United Kingdom.....	2,208	2,471	434	4	5
Nigeria.....	283	510	227	--	--
Netherlands.....	--	--	--	20	49
Other.....	--	--	--	10	73
Total.....	2,491	2,981	661	34	127

Imports

Imports of unmanufactured tobacco by Ghana reached a record 5.6 million pounds in 1959 but declined afterwards. Ghana imported about 3 million pounds of leaf in 1961 and slightly less in 1962. The United States, India, and Rhodesias-Nyasaland are major suppliers. Until 1959, the United States was virtually the only supplier, but its share has fallen to less than 65 percent of the total since then.

Imports of leaf from Rhodesias-Nyasaland dropped from 1.3 million pounds in 1959 to only 500,000 pounds in 1961. Imports from India dropped from 1.1 million pounds in 1959 to 500,000 pounds in 1961.

Ghana has been a steady market for 1.2 to 1.5 million pounds of U. S. Black Fat tobacco for over three decades. In 1959 it became a new market

for flue-cured. The export price for U. S. flue-cured shipped to Ghana is about 90 cents per pound, and Black Fats sells for 96. Small quantities of Kentucky-Tennessee, dark fire-cured tobacco are also shipped from the United States to Ghana. Less than 1,000 pounds of dark leaf is imported from Togo annually. About 12,000 pounds was imported from Nigeria in 1960, and over 2,000 from Turkey in 1961.

Ghana's cigarette imports which started to rise in 1946, reached a peak in the early 1950's, when prosperous cocoa farmers began to smoke more cigarettes and local cigarette output was small. Most of the record 1953 imports of 2.2 million pounds come from the United Kingdom. Prior to 1940, cigarette imports had been only about 500,000 pounds a year.

Cigarette imports declined sharply in 1957 as local factories began to increase output sharply. In 1958, cigarette imports dropped to a 25-year low of only 153,000 pounds. In 1961 cigarette imports were double this low level, but still much smaller than a decade earlier. Most cigarettes are still imported from the United Kingdom, although the United States now supplies about 5 percent of the total, and the Netherlands 3 to 4 percent.

Ghana has imported about 10,000 pounds of pipe tobacco from the United Kingdom annually for the last three decades, with the exception of the larger purchases during the late 1950's. Imports of cut tobacco and smoking tobacco in bulk for use in manufacturing cigarettes reached a record 3 million pounds in 1958 but declined sharply afterwards when local cutting machines were installed.

About 2,000 pounds of cigars are imported annually from the United Kingdom, the Netherlands, and other European countries.

Future imports of cigarette leaf by Ghana are dependent upon government policy and the balance of payments situation. If the cigarette smokers, preferring quality brands to which they are accustomed, influence the policy, more flue-cured and possibly some burley tobacco will be imported.

Consumption

About 5 million pounds of cigarettes are smoked in Ghana. Other forms of tobacco consumption, consisting principally of Black Fat and garden-crop tobacco, total about 2 million pounds annually.

Cigarette sales rose rapidly during the 1950's. Locally produced brands carried the same trade names as some of the imported brands. Prices for some newly introduced domestic brands are lower than those for imported cigarettes at about 1 shilling or 14 U.S. cents compared with over 35 U.S. cents per pack for most imported brands. (A high import duty contributes to this price level.) Cigarette sales declined slightly in 1961, and in 1962, as higher taxes and lower cocoa prices limited purchasing power which had grown considerably in the 1950's.

The Black Fat tobacco is distributed by many traders in the rural areas at price of about \$1.60-1.75 per pound. Farmers enjoy the Black Fat tobacco in many forms, including chewing tobacco, snuff, and pipe tobacco.

Many colorful clay pipes are used by smokers in rural areas. Some factory-made cut tobacco is purchased through commercial channels, although garden-crop tobacco is the chief source of tobacco for pipe smokers. Urban smokers have a lower consumption of pipe tobacco but a considerably higher consumption of cigarettes.

Population gains, and higher farm incomes from increased cocoa sales plus other crops in the area developed by the Volta Dam, should boost future tobacco consumption.

GUINEA

--potentially expanding market

More U. S. cigarettes are moving into Guinea from merchant warehouses in Monrovia, Liberia, and Bissau, Portuguese Guinea, because of lack of convertibility of Guinean francs. Merchants from neighboring countries barter cigarettes for coffee and other agricultural items in Guinea. Since Guinea has the world's richest bauxite deposits, the exchange situation might change if an aluminum industry were developed.

Algeria shipped about 1 million pounds of cigarettes to Guinea in 1959 but less in 1960. Some cigarettes are also shipped into Guinea from the Ivory Coast. However, consumption levels have fallen far below the approximately 2 million pounds reached in 1957 before economic disruptions year following independence.

Dark, fire-cured tobacco from the United States and Nyasaland is also obtained from merchants in neighboring countries. About 1 million pounds of imported dark tobacco is currently consumed, although the level was twice as high before 1950. In the 1930's, Guinea was a market for an additional million pounds of U.S. Black Fat tobacco used for pipe smoking, chewing, and snuff tobacco. The trade was cut off in the early 1940's and dark cigarettes made in Dakar and Algeria were used to replace the use of Black Fat tobacco. The flow of cigarettes from Algeria has declined since 1958, and the availability of cigarettes from Dakar has apparently fallen even more seriously.

About 1.8 million pounds of dark tobacco is now grown annually in Guinea, compared with less than 1 million a decade ago. Over 20 percent of the production has been shipped to Dakar for use in cigarettes in recent years.

Per capita consumption has declined since 1958. The 3 million people of Guinea consumed about 1.2 million pounds of cigarettes; 1.2 million of imported dark tobacco, and 1.3 million of garden crop tobacco in 1962. Pipe smoking is still the most important use for tobacco in Guinea.

IVORY COAST

--large cigarette importer

Imports of leaf tobacco and cigarettes by the Ivory Coast are increasing rapidly. Cigarette output at the Bouaké factory is likely to exceed 1 billion pieces in 1963, compared with only 162 million pieces 10 years ago. Abidjon

has become a cigarette distributing center for cigarettes going to Mali, Upper Volta, and Niger. For this reason, about 1.5 million pounds of cigarettes have been imported annually in recent years--mostly from Algeria and France.

Production

The Ivory Coast produces about 4.4 million pounds of tobacco today, compared with only about 2 million a decade ago. The most important production center is around Odienne, near the Liberian border. Most of the production is used for home cottage industries, although commercial production is increasing. Most of the tobacco is dark air-cured, although some light air-cured is grown.

Exports

The Ivory Coast exported about 476,000 pounds of tobacco in 1961, compared with 220,000 during the previous year. Morocco and Algeria are the leading destinations for tobacco shipped outside the French West African Customs Union. Shipments within the Customs Union are not reported as exports. Almost a million pounds are shipped to Dakar and Senegal during some years.

Cigarette shipments to other members of the Customs Union take over 40 percent of the cigarette output at Bourke in some years. Its output jumped from 700 million pieces to 1.2 billion in 1962. Recently about 24 percent of its output was shipped to Mali, 14 percent to Upper Volta, and less than 5 percent to Niger. About one-third of the cigarettes imported from Algeria are distributed from Abidjan to the same destinations as locally produced cigarettes.

Imports

The Ivory Coast is the leading cigarette importer and distributor in West Africa today. Its cigarette imports from all sources range from 1.5 million pounds to 2 million annually. This is considerably more than the 500,000 imported by Senegal, which was once a much larger cigarette importer than the Ivory Coast. Over 30 percent of the cigarettes arriving in Abidjan go to Mali or Niger.

Until recently, Algeria supplied close to 80 percent of the country's cigarette imports. France is the next largest supplier. Imports of U. S. cigarettes are increasing and now account for over 5 percent of the total.

India is the chief supplier of tobacco imports, which now total more than 3 million pounds annually, of which India ships from 1 million pounds to 2 million annually. Most of the low-cost, flue-cured tobacco used by the Boarke factory is imported from India. About 100,000 to 200,000 pounds of flue-cured is imported annually from Rhodesia-Nyasaland and about 50,000 from the United States.

About 200,000 pounds of dark, fire-cured tobacco is annually imported from Nyasaland, over 100,000 of Black Fat tobacco from the United States. Algeria and Brazil each ship around 100,000 pounds of dark tobacco to the Ivory Coast also. Less than 50,000 pounds a year comes from Nigeria, and small amounts from Morocco and Italy.

Consumption

Tobacco consumption has doubled in the Ivory Coast in the last decade and is now approximately 5 million pounds annually. Cigarettes account for about 40 percent of the total. If recent trends continue, smokers in the Ivory Coast will be consuming about 8 million pounds of tobacco by 1965-half of which will be in the form of cigarettes. The 3.3 million people in the Ivory Coast have a per capita income of over \$150 annually. Increasing exports of coffee and other agricultural commodities should boost future income, and consequently raise per capita cigarette consumption. Low-priced domestic brands sell for less than 15 U.S. cents per pack, although most imported Algerian cigarettes cost over 30 cents per pack. Consumption of even higher priced U.S. brands recently has increased sharply. With more favorable import duties or trade patterns, the Ivory Coast would be a market for over \$1 million worth of U.S. leaf and cigarettes compared with a current value of \$200,000.

KENYA

--large cigarette distributor

A large new cigarette factory began operations in Nairobi in 1956, and during recent years, over half of its output was shipped outside of Kenya. In 1960 Kenya's cigarette output reached 5.5 million pounds, of which 2.7 million were shipped outside of Kenya. Over 90 percent of the leaf used by tobacco manufacturers in Kenya is purchased from outside sources.

The duty-free shipments of leaf and cigarettes among Kenya, Tanganyika, and Uganda--the East African Customs Union--enable manufacturers to obtain leaf supplied from Tanganyika and Uganda and then ship cigarettes back to these countries in large quantities.

Production

About 450,000 to 500,000 pounds of tobacco is grown commercially in Kenya. Also, natives grow about 1 million pounds of tobacco for home use. Most of the commercial tobacco farms are in the Nyeri vicinity where the elevation is between 2,000 and 3,000 feet. High elevations and cool nights limit tobacco production in most of the rich agricultural areas between Nairobi and Lake Victoria.

Exports

About 1.3 million pounds of leaf tobacco was shipped to Uganda in 1961. Most of it was flue-cured and dark air-cured tobacco from farms in Tanganyika, graded and stemmed in Nairobi.

TABLE 31.--KENYA: Trade in tobacco and tobacco products, 1959-61

Country of destination or origin	Unmanufactured tobacco			Cigarettes			Manufactured tobacco		
	1959	1960	1961	1959	1960	1961	1959	1960	1961
	1,000 pounds	1,000 pounds	1,000 pounds	1,000 pounds	1,000 pounds	1,000 pounds	1,000 pounds	1,000 pounds	1,000 pounds
Exports:									
Tanganyika.....	54	96	31	1,418	1,503	1,679	15	14	14
Uganda.....	890	651	1,260	1,173	1,186	903	444	406	416
Other.....	--	33	2	2	(¹)	7	--	--	--
Total exports....	944	780	1,293	2,593	2,749	2,650	459	420	440
Imports:									
Rhodesia.....	120	373	775	8	6	5	--	--	--
United Kingdom....	--	--	--	218	222	257	13	13	14
United States.....	283	125	192	3	27	28	--	--	--
Tanganyika.....	2,013	2,547	2,796	--	1	--	12	--	?
Uganda.....	4,806	4,632	1,273	702	686	622	--	--	--
Other.....	--	--	--	247	257	290	19	17	17
Total imports....	7,222	7,677	5,036	1,168	1,199	1,202	44	30	37

¹ Less than 500 pounds.

Source: Annual Trade Report of Kenya, Uganda, and Tanganyika.

Cigarette shipments reached a peak of 2.7 million pounds in 1960 and remained at a similar level in 1961. However, shipments to Tanganyika increased to 1.7 million pounds in 1961 while those to Uganda dropped to 900,000. About 440,000 pounds of pipe and shredded tobacco was shipped to destinations in East Africa in 1960.

Farmers receive about 30 U.S. cents per pound for dark tobacco and over 40 U.S. cents for flue-cured tobacco. Some tobacco is purchased in the green state at much lower prices from African farmers who do not have barns for curing.

Imports

Kenya purchased a record 7.7 million pounds of unmanufactured tobacco from other countries in 1960. Purchases dropped to only 5 million pounds in 1961 because smaller supplies from Uganda were available. Uganda supplied 4.6 million pounds in 1960 and only 1.3 million in 1961. Purchases of leaf from Tanganyika increased from 2.5 million pounds in 1960 to 2.8 million in 1961.

About 775,000 pounds of Rhodesian flue-cured and 192,000 of U.S. tobacco were imported in 1961. In the early 1950's, Kenya imported over 1 million pounds of U.S. tobacco during several years. Imports from India were also much larger a decade ago.

With an import duty of \$2.03 per pound, most of Kenya's future leaf purchases outside of the East African Customs Union are likely to consist of quality tobacco for blending because of the high import duty. The trend toward blended cigarettes may create a renewed demand for U.S. tobacco.

Consumption

Cigarette consumption in Kenya reached a record 3.3 million pounds in 1961 but declined slightly in 1962. This was close to double cigarette sales

of 1.8 million pounds in 1951. About 300,000 pounds of packaged pipe tobacco is consumed, annually in Kenya.

Filter-tip cigarettes, selling for about 35 U.S. cents per pack, now accounted for about 20 percent of the total consumption. Straight, flue-cured or English-type cigarettes account for about 60 percent of the total consumption. Blending American-type cigarettes account for over 10 percent of the consumption and dark cigarettes, the rest. Sales of American type cigarettes are increasing while those of dark types are declining.

Africans consume about 97 percent of the tobacco products in Kenya. Cigarettes are easily distributed due to the excellent highway and railroad system in Kenya. Large trucks carry cigarettes from Nairobi to the agricultural villages and commercial towns through the green rich highlands.

Some of the lower cost brands sell for about 14 U.S. cents per pack of 20. Many African boys sell cigarettes by the piece from trays or from a small stand selling soft drinks, soap, candy, canned foods, matches, and cigarettes. Many cigarettes are sold by the piece for an English penny per cigarette.

Coffee, tea, pyrethium and livestock farms in Kenya have been very profitable. Many new industries boosted the population of Nairobi from 100,000 to 300,000 in just a decade. For a comparatively high income, per capita consumption of tobacco products is low in Kenya. An uneven distribution of the income and the fact that less than half the population is in the commercial stream accounts for the low level of consumption among Kenya's 7 million people. Future consumption will depend upon incomes which are derived from agricultural exports. The soil is rich and the climate is excellent, but investment and economic policies will determine future prosperity. If Kenya can again create a favorable climate for investment, as it did in the mid-1950's, then prosperity will probably return, as the 1950's marked by a 10-percent annual growth in cigarettes sales.

LIBERIA

--rapidly growing market for U.S.

Liberia is the fastest growing market in Africa for imported cigarettes and dark tobacco. From 1955 to 1961, cigarette imports almost quadrupled and leaf arrivals jumped by over 600 per cent.

Liberia is now the second largest market in Africa for U.S. cigarettes, which constitute over 90 percent of the cigarettes smoked in Liberia. Cigarettes account for about half the total 1.6 million pound consumption of tobacco products, and imported dark tobacco for most of the rest. Cigarette imports are likely to continue upward because of the iron ore boom.

Imports

U.S. cigarette shipments to Liberia have doubled since 1959 and are likely to continue to increase. The value rose to \$1.3 million in 1961 (compared with only \$.6 million in 1959) and may reach \$2 million in 1963. Most of the 1.1 million pounds of unmanufactured tobacco imported by Liberia consist of

dark fire-cured tobacco from Nyasaland. Some Black Fattobacco is imported from the United States.

Monrovia is a distributing center for cigarettes and dark tobacco used in colorful pipes by rural Liberians and people in neighboring countries. Most of Liberia's tobacco is imported, since less than 50,000 pounds are grown as a garden crop. Most of this production is in eastern Liberia where road connections to Monrovia are now underway.

No cigarette factory exists in Monrovia, although a continued rise in cigarette sales, caused by the iron ore boom, may soon justify one. However,

TABLE 32.--LIBERIA: Imports of unmanufactured tobacco and tobacco products, 1955-61

Product and country of origin	1957	1958	1959	1960	1961 ¹
	1,000 pounds	1,000 pounds	1,000 pounds	1,000 pounds	1,000 pounds
Unmanufactured tobacco:					
Rhodesias-Nyasaland.....	258	913	666	723	1,168
United States.....	17	4	17	43	--
Rep. of South Africa.....	30	17	28	92	--
Guinea.....	--	4	4	3	4
Other.....	237	100	109	151	22
Total.....	542	1,038	824	1,012	1,194
Cigarettes:					
United States ²	216	276	345	476	715
United Kingdom.....	8	7	5	25	26
Other.....	1	5	2	5	5
Total.....	225	288	352	506	746
Cigars:					
Netherlands.....	(³)	(³)	1	1	1
United States.....	1	4	6	6	4
Other.....	3	1	1	--	3
Total.....	4	5	8	7	8
Other manufactured:					
United States.....	2	1	8	2	3
Netherlands.....	1	(³)	5	(³)	(³)
Other.....	3	7	11	18	14
Total.....	6	8	24	20	17

¹ Shipment to Liberia as reported by Trading partners.

² U.S. exports to Liberia.

³ If any, included in other.

there are dozens of cigarette importing and distributing companies which also handle other commodities. Cigarettes and tobacco are used to barter for coffee from Guinea and the Ivory Coast. About 10 to 15 percent of the cigarettes arriving in Monrovia and over 20 percent of the unmanufactured tobacco are distributed beyond the borders of Liberia. A small amount of dark tobacco is imported from Guinea.

Consumption

Per capita cigarette consumption in Monrovia is very high because of economic boom resulting from large iron ore exports. Although the city has only about one-tenth of the country's population, it accounts for over one-fourth of the cigarette sales. The large numbers of foreign merchants and engineers are heavy smokers. Cigarette consumption in Liberia is expected to reach 1 million pounds in 1963, compared with only 500,000 in 1960.

New roads have opened up many rural Liberian villages to trucks carrying cigarettes. The number of Liberians receiving pay checks has sharply increased because of the expansion of iron ore mining and the construction of many new roads and buildings. Cigarettes are sold by the carton or pack in new supermarkets and by the pack or piece from the trays of boys on the street. Imported U.S. cigarettes sell for 28 to 35 U.S. cents per pack, with the import duty slightly exceeding the cost of the cigarettes arriving, which is only 11 cents per pack. The latter includes 9 cents for the pack of cigarettes and 2 cents for ocean transportation. The U.S. dollar is the official Liberian currency, and currency problems are anticipated, since Liberian exports now exceed imports.

The increased accessibility of rural Liberia due to road construction has increased consumption of dark tobacco from Nyasaland by pipe smokers. The tobacco is shipped in wooden boxes and sold by the bundle, at a price of approximately 50 cents per pound. The rapid increase of 10 percent annually, in the consumption of dark tobacco, may not continue as prosperous Liberians switch to cigarettes.

The consumption of imported Dutch and U.S. cigars has more than doubled since 1957. Total cigar sales in Liberia now exceed \$50,000 annually. The consumption of specially prepared pipe tobacco from the United Kingdom has also more than doubled in the last 5 years.

Increased economic activity because of iron ore mining and agricultural developments in rubber and citrus fruits are expected to raise substantially the income of Liberians. This will provide them with the income to purchase more cigarettes each year. Also better medical facilities will enable the population (of slightly over a million) to increase more rapidly. Monrovia is likely to become a more important distributing and manufacturing center in future, to supplying this and neighboring countries with commodities needed by developing new towns and mining areas.

MALI

Tobacco is grown over a wide area of Mali near villages and wells, which facilitate irrigation during the growing season. Most of the annual crop of approximately 4 million pounds is consumed near the location of harvest. The tobacco is used for smoking or chewing in the form of balls, leaves, or powder.

All the cigarettes smoked in Mali are imported. Total imports have been over half a million pounds annually in recent years, with the Ivory Coast supplying about half. France and Algeria furnish most of the rest. Small quantities are imported also from the United States, Senegal, and the United Kingdom. (Cigarette sales of brands from Senegal were much larger in the late 1950's, however.)

Small amounts of dark tobacco grown in Mali were shipped to Senegal prior to 1960. Peanuts provide most of the small income used by people in Mali to purchase cigarettes. The 4.1 million people consume slightly over 1 pound of tobacco per capita.

Some dark fire-cured tobacco from the United States and Nyasaland is purchased by pipe smokers through distributors in Monrovia and Bissau.

Mali consumed over a quarter million pounds of U.S. Black Fat tobacco annually before 1940, when the war disrupted trade. Although use of low-cost, dark tobacco and cigarettes now prevails in the area, smokers in urbanized Bamako and Tombouctou have recently shown a preference for imported U.S. cigarettes.

MAURITANIA

The 700,000 people of Mauritania depend upon imported cigarettes and dark tobacco for their comparatively small tobacco consumption. Less than 160,000 pounds or 0.2 pounds per capita of tobacco products are smoked annually. However, this may change with rising income, as some of the area's rich iron ore mines are developed.

Most of the cigarettes smoked by the nomadic herdsmen of the desert country are obtained from distributors in Dakar, Senegal. About 25,000 pounds of French cigarettes were shipped to the new port of St. Louis in 1961. The port and new capital city of over 5,000 population are nearing completion. About 50,000 square miles of the 328,000 area have vegetation to support the 700,000 agrarian population. A shift to occupations related to iron ore mining will boost incomes and the demand for imported cigarettes.

NIGERIA

--growing consumer

Nigerians use over 34 million pounds of tobacco annually. Nigeria is the second largest tobacco consumer in Africa and the largest user of native tobacco products. It is also the leading market for U.S. Black Fat tobacco, and this type now accounts for about half of the country's tobacco imports.

Commercial production of tobacco has increased during the recent decade. About 5.5 million pounds of the 31 million produced in 1962 was grown commercially under the direction of cigarette manufacturers. Cigarette output is increasing by more than 7 percent annually, although imports and stocks of flue-cured tobacco have declined recently.

The 42 million Nigerians have a very low per capita consumption of tobacco, although increased incomes from rich resources of petroleum, minerals, and agricultural products will some day enable them to boost their cigarette consumption.

Production

Annual tobacco production exceeds 30 million pounds in Nigeria, although only about 7 million is grown for use by local cigarette factories.

Most of the leaf grown commercially consists of light air-cured tobacco and flue-cured tobacco, in Oyo Province, and dark air-cured tobacco, in the Northern Region, principally around Zaria. About 1 million pounds of flue-cured tobacco and 4.5 million pounds of light air-cured are grown for the cigarette factories.

Most of Nigeria's tobacco production consists of dark air-cured tobacco grown as a garden crop by natives for home use exchange in the native market. In these markets it is referred to as the "bookie trade" since pipe smokers in urban areas more or less place their small orders with the traders before the harvested and processed tobacco arrives in the marketplace.

Even with prices exceeding \$1 per pound, few Nigerian farmers grow more than 2 acres of tobacco. The tobacco is usually grown on sandy soil near rivers or in fields which contain palm or banana trees.

The cigarette factories provide agricultural extension agents to help farmers increase yields and produce better quality tobacco.

Diseases sometimes seriously reduce the Nigerian leaf crop. Leaf curl has heavily reduced some of the crops in the Western Region. Other diseases prevalent in Nigeria are Damping Off and Frog Eye.

High-quality Sumatra cigar-wrapper tobacco is grown for export on a European-operated plantation at Calabar in southeastern Nigeria.

The production of more flue-cured tobacco has been promoted by the government and local cigarette manufacturers by high prices, which exceed \$1 per pound for some top grades. Cash, Dixie Bright, Delcrest, Hicks' Gold Dollar and Coker 144 are some of the varieties grown in Nigeria.

Exports and Imports

Cameroun, Ghana, Ivory Coast, Guinea, Dahomey, and Senegal are small markets for Nigerian tobacco. Total exports seldom exceed 200,000 pounds annually.

TABLE 33.--NIGERIA: Imports of unmanufactured tobacco and cigarettes, by country of origin, averages 1935-39 and 1950-54, annual 1957-61

Product and country of origin	Average		1957	1958	1959	1960 ¹	1961
	1935-39	1950-54					
Unmanufactured tobacco:	<u>1,000 pounds</u>	<u>1,000 pounds</u>	<u>1,000 pounds</u>	<u>1,000 pounds</u>	<u>1,000 pounds</u>	<u>1,000 pounds</u>	<u>1,000 pounds</u>
United States	2,864	4,030	3,934	3,637	3,125	2,563	2,947
Rhodesias-Nyasaland...	13	1,565	1,597	1,052	1,087	262	1,023
India.....	--	687	298	255	730	710	348
Ghana.....	--	11	85	355	--	--	--
Other.....	42	314	14	1	4	590	2
Total.....	2,919	6,607	5,928	5,300	4,946	4,125	4,320
Cigarettes:	<u>Million pieces</u>	<u>Million pieces</u>	<u>Million pieces</u>	<u>Million pieces</u>	<u>Million pieces</u>	<u>Million pieces</u>	<u>Million pieces</u>
United Kingdom.....	330	523	63	75	63	111	70
Netherlands..	--	--	--	2	--	--	--
United States	--	1	2	1	2	7	38
Total.....	330	524	65	78	65	118	108
Cigars:							
Total.....	1	1	4	3	5	6	5
Other manufac-tured:							
Total.....	2	15	20	13	16	16	15

¹ Estimate for unmanufactured tobacco only.

Nigeria imported only 4.3 million pounds of unmanufactured tobacco in 1961 and less than 4 million in 1962, compared with an average of 6.1 million pounds during the 1950's and 9.6 million in 1920. The United States supplies about two-thirds of Nigeria's leaf imports, and India and Rhodesias-Nyasaland most of the rest.

Nigeria is the largest market for U.S. Black Fat tobacco, and exports of this type to Nigeria have remained above 2 million pounds annually for the last decade. The export price for this type is about 96 U.S. cents per pound and flue-cured tobacco usually has an export price of about 81 cents per pound.

Nigerian imports of flue-cured tobacco were much higher in the late 1950's than they have been since 1959. In 1957, the United States and Rhodesias-

Nyasaland each shipped a record 1.5 million pounds of flue-cured tobacco to Nigeria. Although imports of U.S. and Rhodesian flue-cured declined slightly immediately after the peak of 1957, a sharp drop did not come until 1960 when the tax on quality brands containing flue-cured tobacco was increased sharply. Consequently, manufacturers began to use more domestic tobacco and shifted to greater production of lower-priced cigarettes. The use of imported flue-cured tobacco might again turn upward if governmental policies would allow the cigarette manufacturers to produce quality cigarettes without excessive taxation. Since the production of flue-cured tobacco, even of low quality, still does not exceed 1 million pounds, more imported flue-cured tobacco will be needed in 1963 if normal output of quality cigarettes continues. Stocks of imported flue-cured tobacco have declined sharply in the last 2 years, as imports were curtailed to spare foreign exchange.

The United Kingdom ships only small quantities of re-exported leaf to Nigeria today, although it supplied more than 1 million pounds annually during the 1920's.

Cameroun, Ghana, Italy, and South Africa have been small suppliers of Nigerian leaf imports in the last decade.

Imports of cigarettes into Nigeria reached a record 1.4 million pounds in 1950. The United Kingdom supplied over 90 percent of Nigeria's cigarette imports before 1961, when the U.S. share rose to 35 percent. Nigeria has imported about a quarter of a million pounds of cigarettes annually for the last 3 years.

About 5,000 pounds of cigars and 15,000 pounds of pipe tobacco are imported annually, with United Kingdom and the Netherlands chief suppliers.

Manufacturing

The three cigarette factories in Nigeria are located at Ibadan, Port Harcourt, and Zaria. Output of the three factories has increased from 3 billion cigarettes in 1958 to approximately 5 billion in 1962. The factory in Ibadan accounts for over 80 percent of the country's output.

The share of imported tobacco has dropped sharply from 45 percent in 1951 to less than 20 percent in 1962. About 3 million pounds of imported tobacco was used annually by cigarette manufacturers in the early 1950's, and rising cigarette output caused the use of imported tobacco to remain above 2.5 million pounds in the late 1950's.

Consumption

Cigarette consumption accounts for only about one-third of Nigeria's tobacco consumption compared with 95 percent in the Congo. Over 60 percent of the tobacco smoked in Nigeria consists of dark air-cured. Nigeria is the largest traditional consumer of Black Fat tobacco. This type of tobacco is popular in rural areas of eastern and southern Nigeria. Factory-made cigarettes predominate in the cities and prosperous agricultural and mining areas of eastern Nigeria. A type of hand-rolled cigarette, called "bookies" is popular in northern Nigeria.

Some brands containing entirely domestic tobacco retails for 'about 6 U.S. cents per pack of 20. However, the most popular brands containing about one-fourth imported tobacco retail for about 25 U.S. cents per pack of 20. Imported brands cost more than 50 U.S. cents per pack of 20. The crudely made "bookies" cost only 1 pence for 10.

"Bookies" are made chiefly of tobacco stems and herbs, which are crushed and rolled in newspaper. Many residents of Sokoto in northern Nigeria prepare "Bookies" as a cottage industry and market their products in the native marketplace.

Nigerian pipe smokers consume most of the domestic dark air-cured tobacco, possibly over 20 million pounds a year. Since many pipe smokers rely on small garden patches of tobacco for their needs, accurate statistics for consumption are not obtainable.

Nigerian cigarette consumption gained by more than 7 percent annually during the 1950's but declined slightly in 1960 when higher taxes boosted prices. Because of the comparatively low per capita income, Nigerians seldom prefer to pay more than 20 U.S. cents per pack of 20. The most popular brands sell for 10 to 12 U.S. cents per pack. Smokers in Nigeria consume about 11 million pounds of cigarettes.

Distribution problems, caused by the lack of roads, hinder cigarette sales to many rural areas. Per capita cigarette consumption is higher in Lagos, Ibadan, and Kano than other parts of Nigeria.

The consumption of Black Fat tobacco has remained stable at about 2 million pounds annually for the last decade. This imported product is highly popular among rural inhabitants of the Eastern Region. They use it primarily for pipe tobacco and chewing. The aroma and sweet taste imparted by aromatic oils has maintained the popularity of this quality product.

Increasing exports of peanuts, cocoa, palm oil, petroleum, and timber products should enable Nigerians to earn higher incomes in the future. A wider distribution of income would enable many rural inhabitants to purchase their first cigarettes.

Future gains of cigarette sales in Nigeria will be determined by such factors as incomes, advertising, the introduction and effective distribution of flavorful reasonably priced brands, and the urbanization of the population.

Taxation

The Nigerian Government derives over \$10 million annually from revenue on tobacco products.

The duty on unmanufactured tobacco entering Nigeria is \$2.13 per pound and on cigarettes it is over 30 U.S. cents per pack of 20.

NIGER

--potentially larger importer

Tobacco production and consumption are increasing in Niger. The demand for imported cigarettes has recently exceeded the supply, because of currency difficulties and the lack of cigarettes from Algeria, the traditional supplier. Consequently, local farmers sharply expanded tobacco production, and cigarette smokers substituted native methods of pipe smoking for the preferred imported cigarettes.

Production

Over 2,000 acres of tobacco are grown in Niger. Production reached 791,000 pounds in 1961--a 55 percent gain over the previous year. About one-third of the crop is grown commercially, and the rest consists of tobacco grown as a garden crop by natives.

Imports

About 200,000 pounds of dark tobacco is imported annually into Niger. Algeria and Nigeria are the chief sources. Cigarette imports exceed 120,000 pounds annually and are increasing. France supplies over 60,000 pounds annually and is the chief cigarette supplier. Algeria was the chief supplier until recently, when the volume of French cigarettes began to exceed slightly imports from Algeria. A few cigarettes are also imported from the United States, the United Kingdom, and Ivory Coast.

Consumption

The 2.5 million people of Niger consume slightly over 1 million pounds of tobacco annually, although less than 15 percent of the total consists of factory-made cigarettes. Rising incomes from larger cash crop sales and from new industries should boost future cigarette consumption. Future use of other forms of tobacco will depend upon the availability of farm implements, tobacco seed, and fertilizer, since most of the tobacco consumed in Niger is locally produced. The use of clay pipes is likely to be the chief mode of tobacco use in Niger until better transportation for imported cigarettes is provided or until a local cigarette factory is built.

RIO MUNI AND FERNANDO POO

Merchants and distributors in Santa Isabel, the chief town, import varying amounts of dark U.S. tobacco for local consumption and transshipment to nearby areas. In 1960, U.S. exports to the area administered from Santa Isabel were 430,000 pounds of Black Fat and 224,000 pounds of Kentucky-Tennessee dark fire-cured tobacco.

Rio Muni covers an area of dense tropical forest about the size of Maryland, and most of the 225,000 people live near the coast. Cocoa, coffee, gold, and timber are the chief exports.

About 37,000 pounds of cigar wrapper tobacco was exported from Fernando Póo in 1961.

The United Kingdom, the United States, and Canary Islands supply most of the cigarettes imported by the area. Cigarette exports by the United Kingdom jumped to 490,000 pounds in 1961, but declined in 1962. Purchases of cigarettes from the Canary Islands and the United States are considerably smaller.

RWANDA

About 2.7 million pounds of tobacco are consumed annually in Rwanda. The population is about the same as Burundi, although it is nearly all rural. Consequently the cigarette consumption is very low at only 300,000 pounds annually.

About 2.4 million pounds of dark air-cured tobacco is consumed annually by pipe smokers.

SAO TOME AND PRINCIPE

Cigarette consumption is increasing in Sao Tome and Principe, while the use of dark tobacco is slightly declining.

Angola supplies the islands with about 165,000 pounds of cigarettes annually and about 25,000 pounds of leaf and shag.

The United States, Portugal, and Mozambique also ship several thousand pounds of cigarettes and dark tobacco to the islands.

Some dark fire-cured tobacco is imported from Nyasaland.

The 65,000 people on the islands, together with ship crews, consume over 200,000 pounds of tobacco products annually.

SENEGAL

--large importer

Senegal imports about 4 million pounds of unmanufactured tobacco annually to supply its cigarette factory in Dakar. About half the imports are supplied by Guinea, the Ivory Coast, and Dahomey. Imports from outside the West African Customs Union totaled 2.1 million pounds in 1960 and have increased slightly since then. Senegal grows less than 100,000 pounds of tobacco.

Imports

India supplied about 1.3 million of the 2.1 million pounds in 1960, and Indian exports of flue-cured probably exceeding 2 million pounds in 1962. Imports from Rhodesias-Nyasaland are approximately 200,000 pounds annually. Other important leaf suppliers are the Republic of South Africa, Algeria, and the United States. About 50,000 to 100,000 pounds of U.S. Black Fat tobacco is exported to Senegal annually at a price of about 60 U.S. cents per pound. Nigeria, Brazil, and Morocco supply small amounts of dark tobacco to Senegal.

The price of tobacco imported from Latin America or tropical Africa usually ranges from 5 to 30 U.S. cents. The price of dark fire-cured tobacco from Nyasaland is usually about 35 U.S. cents equivalent per pound.

France supplies over half the 500,000 pounds of cigarettes imported by Senegal annually. During the 1950's, Algeria was the most important supplier, and in 1960 it furnished 103,000 pounds. The United States and United Kingdom each supplied about 25,000 pounds of cigarettes to Senegal in recent years. The import duty on cigarettes from the United States and those from other suppliers outside the French Union has been increased recently. U.S. cigarettes now sell for 50 to 70 U.S. cents per pack because of the high import duty. If the duty were reduced, more U.S. cigarettes would be imported.

Senegal now imports several thousand pounds of cigars and pipe tobacco annually, mostly from the Netherlands and the United States.

Consumption

Close to half the cigarettes manufactured in Dakar are sold in the Dakar vicinity, where per capita consumption is very high. Most of the gains in cigarette output in Dakar have been designed for Senegalese consumption.

Dakar was an important distributing center for imported cigarettes, as well, during the 1950's.

The Senegalese now manufacture about 85 percent of the 4 million pounds consumed.

SIERRA LEONE

--new market for U.S.

The United States exported 62,000 pounds of tobacco to Sierra Leone in mid-1962. This was the first substantial shipment of U.S. tobacco directly to Sierra Leone, which opened its initial cigarette factory at Wellington in July, 1960. Cigarette output in 1962 is estimated to have exceeded 230 million pieces, compared with only 126 million in 1961. The development of rich minerals and agriculture has boosted the income and total employment of Sierra Leone's 2 million people. Consequently, the rise in purchasing power has enabled them to consume more cigarettes. The rapid rise in local output has caused a decrease in cigarette imports.

Imports of cigarettes from the United Kingdom reached a peak of 690,000 pounds in 1957. About 23,000 pounds of U.S. cigarettes were imported in 1961. The shipment of 47,000 pounds of U.S. flue-cured and 15,000 pounds of burley in September, 1962, will enable the new factory to produce an American type cigarette. "High Life" and other brands similar to those in Nigeria were among the first cigarettes produced in Sierra Leone.

Production

About 300,000 pounds of tobacco is produced in Sierra Leone. Local tobacco specialists have assisted farmers in the Kabala and Makeni areas with seedbed preparations and scientific methods of culture.

Some of the tobacco classed as Grade I of four established grades brings the farmers a price of 4 U.S. cents per pound. The local cigarette factory is interested in getting about 6,000 farmers in Sierra Leone to grow tobacco, since it is traditionally a garden crop.

Imports

Total imports of fire-cured tobacco reached a peak of 2 million pounds in 1956, and have declined slightly since. Nyasaland imports of this type accounted for over 95 percent of the country's leaf imports prior to 1960, when arrivals from other sources rose to 11 percent. Italy, South Africa, and Iran accounted for much of the other tobacco imported by the country in the 1950's. However, imports of shredded cigarette tobacco from the United Kingdom for blending purposes in the new factory rose to 299,000 pounds in 1961.

Consumption

Cigarette consumption in Sierra Leone in 1962 probably passed 700,000 pounds as the upward trend which gained momentum in the 1950's continued. The development of rich iron ore and diamond mines has increased employment and income considerably. Also, rising agricultural output and bustling commerce have boosted purchasing power. Most of the 2 million pounds of

TABLE 34.--SIERRA LEONE: Imports of unmanufactured tobacco and tobacco products, averages 1945-49 and 1950-54, annual 1958-61

Product and country of origin	Average		1958	1959	1960	1961 ¹
	1945-49	1950-54				
	1,000 pounds	1,000 pounds	1,000 pounds	1,000 pounds	1,000 pounds	1,000 pounds
Unmanufactured tobacco:						
Rhodesias-Nyasaland.....	1,225	1,583	1,784	1,369	1,686	1,363
Other.....	15	14	3	32	200	250
Total.....	1,240	1,597	1,787	1,401	1,886	1,613
Cigarettes:						
United Kingdom.....	210	236	563	463	353	191
United States.....	--	--	--	6	19	251
Other.....	1	1	--	--	5	10
Total.....	211	237	563	469	377	452
Cigars: Total.....	1	(²)	1	1	1	1
Other manufactured:						
Tobacco: Total.....	3	4	4	6	5	6

¹ Estimated from statistics of trading partner countries.

² Less than 500 pounds.

dark tobacco consumed annually for the last decade was smoked in clay pipes by people living in villages with road connections to Freetown. The very low consumption in remote villages may rise now, due to wider distribution of cigarettes.

The per capita consumption in Sierra Leone is still only a little over 160 cigarettes per year. With continued economic progress the per capita consumption could easily reach 320 by 1965, and the country would consume a total of about 1.5 million pounds of cigarettes. Increasing cigarette consumption is expected to supplement rather than displace the traditional use of dark tobacco in pipes. Although per capita use of dark tobacco by this method may decline, population growth and the opening of inaccessible villages to trucks should prevent any substantial decline. If the "pilot" American-type cigarette in Sierra Leone succeeds, this country may use over 200,000 pounds of U.S. tobacco annually in the mid-1960's.

TANGANYIKA

--rapidly growing consumer

Smokers in Tanganyika consumed about 8 million pounds of tobacco in 1962, compared with 4 million only 5 years earlier. A modern new factory in Dar es Salaam is supplying most of the rapidly growing demand for cigarettes.

Dry weather reduced the crop of flue-cured tobacco by 2 million pounds, or 57 percent, in 1962. Unless a much larger crop is produced in 1963, Tanganyika will need to purchase tobacco from sources other than Uganda. Uganda supplies darker tobacco for pipe smokers in Tanganyika. The East African Customs union has been highly advantageous to Tanganyika. Farmers have supplied Kenya with over 2 million pounds of leaf in recent years. Smokers in Tanganyika enjoyed low-cost quality cigarettes from Kenya because of the unlimited duty-free trade.

Production

Tanganyika produced a 6.5-million pound crop in 1961, but dry weather in 1962 caused the crop to drop to only 4.6 million with flue-cured production at 2 million. Most of the flue-cured is grown around Tabora and Iringa by commercial farmers with some small patches in the southeast around Tundura.

Flue-cured tobacco is marketed, processed, and sold by a growers' cooperative. The quality and color of tobacco grown around Tundura and Tabaro is comparatively good.

Most of the 1.1 million pounds of dark fire-cured tobacco is grown around Songea in the Southern Province and in scattered areas of Eastern Province. A separate growers' cooperative for dark fire-cured tobacco distributes free seed, assists growers, and markets the tobacco for them.

About 700,000 pounds of dark air-cured tobacco is grown in small patches in Southern and Lake Provinces.



Flue-cured seedbeds at Tabora, Tanganyika, a major tobacco-growing area of east Africa. A local type of broom straw protects the plants from sun.

TABLE 35.--TANGANYIKA: Trade in tobacco, 1959-61

Country of destination or origin	Unmanufactured tobacco			Cigarettes			Manufactured tobacco		
	1959	1960	1961	1959	1960	1961	1959	1960	1961
	1,000 pounds	1,000 pounds	1,000 pounds	1,000 pounds	1,000 pounds	1,000 pounds	1,000 pounds	1,000 pounds	1,000 pounds
Exports:									
Kenya.....	2,013	2,547	2,796	--	--	--	7	--	--
Uganda.....	789	245	175	--	--	--	1	--	--
Zanzibar.....	9	10	7	--	--	--	--	--	7
United Kingdom.....	551	489	323	--	--	--	--	--	--
Netherlands.....	141	797	652	--	--	--	--	--	--
Other.....	2	341	93	--	--	--	--	--	--
Total Exports.....	3,505	4,429	4,046	--	--	--	8	--	7
Imports:									
Kenya.....	54	96	31	1,418	1,503	1,679	15	9	1-
Uganda.....	35	197	395	1,561	1,396	940	--	1	--
United Kingdom.....	--	--	--	1	1	1	1	--	1
Other.....	--	--	--	1	1	--	--	--	--
Total Imports.....	89	293	426	2,981	2,901	3,077	16	10	15

Source: Annual Trade Report of Kenya, Uganda, and Tanganyika.

About 40,000 pounds of oriental tobacco is raised near Iringa, and production of this type tobacco should increase in the future. Prices for many grades of oriental--as well as flue-cured tobacco--exceed 45 U.S. cents equivalent per pound.

Exports

About 4 million pounds of Tanganyika's tobacco is shipped to other countries--over 60 percent of it to Kenya because of the duty-free arrangements in East Africa's Common Market--usually over 600,000 pounds annually to the Netherlands and slightly less to the United Kingdom.

In 1960, Tanganyika made small shipments of leaf to Ethiopia, Northern Rhodesia, Somalia, Belgium, the Congo, Rwandi-Burundi, Aden, and West Germany.

Mozambique, Hong Kong, and the United States have been comparatively important markets during a few years over the last decade.

Future shipments of tobacco from Tanganyika are likely to be limited by production difficulties and growing domestic consumption.

Imports

Tanganyika received about 395,000 pounds of tobacco from Kenya in 1961 and a larger quantity in 1962.

About 3 million pounds of cigarettes were purchased from factories in Kenya and Uganda from 1959 to 1961. These shipments declined slightly in 1962, as the new factory in Dar es Salaam expanded output.

Manufacturing

The attractive new plant which began operation in Dar es Salaam during 1961 produced about 484 million cigarettes in 1962. Small pipe tobacco factories located at Iringa and Songea produce about 200,000 pounds of packaged products annually.

The new factory in Dar es Salaam gets most of its flue-cured tobacco from warehouses in Tabora.

Consumption

The 10 million people in Tanganyika smoked about 8 million pounds of tobacco products in 1962--double the level of 1959. Cigarettes accounted for about 6 million pounds of the total, and pipe tobacco 2 million. About 90 percent of the tobacco used by pipe smokers does not enter commercial channels other than the village market near the small tobacco fields. Over two-thirds of the cigarettes smoked in Tanganyika are flue-cured of the American blended type.

TOGO

Togo imports about 1 million pounds of cigarettes, and a quarter of a million pounds of leaf, annually. Algeria and the United Kingdom have been the chief suppliers of cigarettes; the United States, of leaf.

All the cigarettes consumed in Togo are imported, but only about one-third of the pipe and chewing tobacco.

About 400,000 pounds of dark air-cured tobacco is grown in garden patches in the vicinity of Atakpane. Togo is a market for about 100,000 pounds of U.S. Black Fat tobacco annually. About 48,000 pounds of Nyasaland dark-fired tobacco was imported in 1960.

Most of the 1.5 million people of Togo live in rural areas where dark tobacco is principally used in clay pipes. Except for light British cigarettes consumed in Lome, the capital, most of the cigarettes are made from dark tobacco.

Cigarette smokers receiving more income from their exports of palm oil and kernels, tapioca and cocoa, as well as the increasing urban population, are likely to cause a greater cigarette demand in future.

Small amounts of Dutch cigarettes, cigars and pipe tobacco are consumed in Lome. Togo should be a promising market for dark types of U.S. tobacco in the future, and a growing outlet for U.S. cigarettes.

UGANDA

--important importer of the past

During most of the 1940's, Uganda imported close to 2 million pounds of unmanufactured tobacco annually. After 1951, imports began to fall as smokers in East Africa and the Congo shifted to quality cigarettes imported from the United Kingdom and the United States.

Uganda purchased over 1.5 million pounds of unmanufactured tobacco from Tanganyika and Kenya in 1961, as well as over 1 million pounds of cigarettes per year from Kenya recently (although before 1956 Uganda was the chief supplier of cigarettes to Kenya). No tariff exists between Kenya, Tanganyika, and Zanzibar.

Production

Farmers in Uganda produced about 4.5 million pounds of tobacco in 1962, compared with 5.9 million in 1960. Prices paid to growers for better grades of flue-cured tobacco exceed 3 shillings or 42 U.S. cents per pound. Consequently, the production of flue-cured tobacco has about doubled over the last decade. Prices for dark fire-cured tobacco are only about half this amount, and consequently production has remained at about 2.2 million pounds annually for most of the past decade. The production of air-cured tobacco reached 400,000 pounds in 1962, as prices moved near those for flue-cured.

Most of the flue-cured is grown by comparatively large commercial farmers in fertile areas of Western Uganda in the West Nile, Acholi, and Lango districts. Both types of air-cured tobacco are grown predominately by smaller African farmers, who cannot afford the capital to raise flue-cured. Yields of about 750 pounds per acre or higher are obtained by flue-cured growers.

Exports

Uganda Exports small quantities of leaf to the United Kingdom and to the Netherlands. Shipments to Kenya account for most of the tobacco movement out of Uganda. In 1959, Uganda shipped 4.8 million pounds to Kenya, but in 1961 the volume was down to 1.3 million.

Shipments of cigarettes to Tanganyika, Kenya, and Zanzibar totaled 1.6 million pounds in 1961 and over 2 million in both 1959 and 1960.

Imports

Uganda has imported very little tobacco from outside the East African Customs Union in recent years. About 1.5 million pounds of leaf was imported

TABLE 36.--UGANDA: Trade in tobacco, annual 1959-61

	Unmanufactured tobacco			Cigarettes			Manufactured tobacco		
	1959	1960	1961	1959	1960	1961	1959	1960	1961
	1,000 pounds	1,000 pounds	1,000 pounds	1,000 pounds	1,000 pounds	1,000 pounds	1,000 pounds	1,000 pounds	1,000 pounds
Exports:									
Kenya.....	4,806	4,632	1,273	702	686	622	--	--	--
Tanganyika.....	36	197	394	1,561	1,396	940	--	--	--
United Kingdom...	24	--	--	--	--	--	--	--	--
Netherlands.....	10	--	--	--	--	--	--	--	--
Zanzibar.....	--	193	44	86	77	68	--	--	--
Sudan.....	--	--	--	--	--	--	--	--	--
Other ¹	1	--	--	8	7	8	--	--	--
Total exports..	4,873	5,022	1,711	2,357	2,116	1,638	--	--	--
Imports:									
Kenya.....	890	651	1,261	1,173	1,187	903	444	406	416
Tanganyika.....	789	96	175	--	--	--	7	1	1
United Kingdom...	--	--	--	1	1	1	1	--	--
Total imports..	1,679	747	1,436	1,174	1,188	904	452	407	417

¹ Mostly to Somalia.

Source: Annual Trade Report of Kenya, Uganda, and Tanganyika.

from Kenya and Tanganyika in 1961. Over 90 percent of the shipment was grown in Tanganyika, although some processing of it occurred in Nairobi.

Uganda imported about 2 million pounds of unmanufactured tobacco annually from 1949 to 1951, when the largest cigarette factory in East Africa was then at Jingo, Uganda. Imports of U.S. and Rhodesian leaf ceased after a new factory in Nairobi began production at full capacity in 1956.

About 1 million pounds of cigarettes are purchased from Kenya annually, as well as a token quantity from the United Kingdom.

Over 400,000 pounds of smoking tobacco and special blends of bulk shredded tobacco were purchased from Kenya annually in recent years.

Consumption

Uganda consumes about 2.5 million pounds of tobacco annually, about equally divided into flue-cured cigarettes, dark cigarettes, and shag or native tobacco for pipe smokers. Some of the shag is made into chewing tobacco for snuff.

UPPER VOLTA

About 400,000 pounds of cigarettes is imported by Upper Volta. The Ivory Coast, France, and Algeria are the chief suppliers. Imports are managed by the Tobacco Monopoly of Upper Volta. A few U.S. and British cigarettes enter through ports in neighboring countries. About 100,000 pounds of dark tobacco is imported from Guinea, the Ivory Coast, and Nigeria.

Farmers in Upper Volta grow about 600,000 pounds of dark tobacco annually. Many of the small patches of tobacco are set out by the river banks near the end of the rainy season.

The 4 million people of Upper Volta consume slightly over 1 million pounds of tobacco annually. Since over 97 percent of the population is rural, per capita cigarette consumption is very low. Agricultural expansion and larger exports of livestock products, cotton, peanuts, and sesameseed in future may enable smokers in Quagodougou to smoke larger numbers of imported cigarettes. Because of the shortage of Algerian cigarettes, larger quantities have been purchased recently from France and particularly from the Ivory Coast, which now supplies over 70 percent because of duty-free entry. However, the shortage of Algerian cigarettes, once the chief source for smokers in the Ivory Coast and Upper Volta, could possibly be eased by importing U.S. cigarettes.

Since Upper Volta's annual imports valued at \$10 million are about double total exports, imports of substantial quantities of U.S. or British cigarettes would pose a balance-of-payments problem.

ZANZIBAR

The United Kingdom supplies most of the cigarettes consumed in Zanzibar. About 262,000 pounds of cigarettes and 61,000 pounds of other products were consumed in 1961.

TABLE 37.--ZANZIBAR: Imports¹ of unmanufactured tobacco and tobacco products, 1958-61

Product and country of origin	1958	1959	1960	1961
	<u>1,000 pounds</u>	<u>1,000 pounds</u>	<u>1,000 pounds</u>	<u>1,000 pounds</u>
Unmanufactured tobacco:				
Tanganyika.....	11	10	17	7
India.....	4	2	2	1
Other.....	17	9	6	40
Total.....	32	21	25	48
Cigarettes:				
United Kingdom.....	213	223	169	191
Uganda.....	101	86	71	68
Other.....	1	3	4	3
Total.....	315	312	244	262
Cigars: Total.....	(²)	3	1	1
Snuff: Total.....	2	5	9	8

¹ Does not include arrivals for transshipment. ² Less than 500 pounds.

III. SOUTHERN AFRICA

ANGOLA

--growing cigarette consumer

Cigarette sales in Angola are now approximately 3 million pounds annually, compared with only 2.1 million pounds in 1959. The rapidly growing urban population, and an influx of capital from Portugal, are boosting the demand for Angolan cigarettes.

Tobacco production has not increased so rapidly as consumption and local manufacturing and consequently, leaf exports have declined. Leaf imports increased in 1962, as more quality tobacco was purchased from the United States. Cigarette factories in Angola supply Portuguese areas in Africa with a considerable quantity of cigarettes.

The output of cigarettes, farm production of tobacco, and leaf imports, are all likely to increase in the future. Commercial production of tobacco has remained below 4 million pounds in recent years. Angolan tobacco factories are expected to use 3.5 million pounds of leaf in 1963, and a larger crop is needed if exports are to remain above recent levels of 1.8 million pounds annually.

Production

Farmers in Angola usually produce over 4 million pounds of tobacco annually. Commercial production accounts for about 85 percent of the total and garden crop tobacco for home use accounts for the rest. Commercial production dropped from 4.4 million pounds in 1959 to 3.7 million in 1961, but edged up to 3.9 million in 1962.

Most of the crop is dark air-cured tobacco, although about 600,000 pounds of flue-cured tobacco is grown.

Malanje and Cunene are the two important tobacco growing areas. However, more tobacco is being grown near Banderra Sa Bandeira.

Financial aid is given to farmers for purchasing seed, fertilizer, and equipment by local banks.

Exports

Angola's leaf exports have not been as large in recent years as they were during most of the 1940's. In 1944, Angola exported 3.2 million pounds of tobacco as the demand in Portugal boosted prices for Angolan farmers. Cigarette exports have exceeded 200,000 pounds annually for the last decade, because of large shipments to Sao Tome and Principe.

TABLE 38.--ANGOLA: Acreage, yield per acre, and production of tobacco, 1950 and 1955-61

Year	Acreage	Yield	Production
	<u>Acres</u>	<u>Pounds per acre</u>	<u>1,000 pounds</u>
1950.....	2,367	537	1,272
1955.....	4,942	446	2,205
1956.....	6,672	463	3,086
1957.....	7,166	461	3,307
1958.....	7,660	460	3,527
1959.....	8,000	550	4,400
1960.....	8,000	456	3,646
1961.....	8,000	469	3,748
1962.....	8,500	471	4,000

TABLE 39.--ANGOLA: Exports of unmanufactured tobacco by destination, 1955-61

Country	1955	1956	1957	1958	1959	1960	1961
	<u>1,000 pounds</u>	<u>1,000 pounds</u>	<u>1,000 pounds</u>	<u>1,000 pounds</u>	<u>1,000 pounds</u>	<u>1,000 pounds</u>	<u>1,000 pounds</u>
Portugal.....	232	414	386	132	558	1,154	747
Mozambique.....	263	249	253	132	220	212	132
The Congo (Leopoldville).....	7	5	14	12	8	10	(¹)
Other.....	381	464	389	1	3	497	907
Total.....	883	1,132	1,042	277	789	1,873	1,786

¹ Included in other, if any.

About 1.8 million pounds of unmanufactured tobacco was exported in 1961 and slightly more in 1962. Spain, the Canary Islands, Portugal, and Mozambique took most of the shipments. Spain and the Canary Islands have become important markets only recently, while Portugal has been a market for about 1 million pounds annually during most of the recent decade.

Morocco, Algeria, Tunisia, and West Germany have been markets for over 100,000 pounds of Angolan tobacco in some recent years.

Imports

Angola imported 392,000 pounds of unmanufactured tobacco in 1961 and over 100,000 of cigarettes. Leaf imports reached a record 794,075 pounds in 1958.

TABLE 40.--ANGOLA: Imports of unmanufactured tobacco and tobacco products by country of origin, 1955-60

Product and country of origin	1955	1956	1957	1958	1959	1960
	1,000 <u>pounds</u>	1,000 <u>pounds</u>	1,000 <u>pounds</u>	1,000 <u>pounds</u>	1,000 <u>pounds</u>	1,000 <u>pounds</u>
Unmanufactured tobacco:						
Rhodesias-Nyasaland.....	(¹)	(¹)	147	208	271	20
United States.....	207	259	140	148	159	37
Rep. South Africa.....	146	155	186	225	80	(¹)
Greece.....	32	--	16	25	49	22
Mozambique.....	34	65	87	38	21	34
Other.....	47	275	108	150	47	93
Total.....	466	754	684	794	627	206
Cigarettes:						
Mozambique.....	--	--	--	11	94	90
Congo.....	11	11	4	13	11	20
United States.....	21	9	17	12	7	3
Other.....	9	6	9	2	1	4
Total.....	41	26	30	38	113	117
Cigars:						
Netherlands.....	1.1	1.0	1.0	2.1	1.0	.3
Other.....	.7	.5	.6	.5	.3	.7
Total.....	1.8	1.5	1.6	2.6	1.3	1.0
Smoking tobacco.....	1	3	1	3	1	1.

¹ If any, included in other.

Rhodesias-Nyasaland and the United States are the chief leaf suppliers, and Mozambique supplies most of the cigarette imports.

Leaf exports by the United States and Rhodesias-Nyasaland in 1962 exceeded 500,000 pounds. Most of the Rhodesian shipments consisted of flue-cured tobacco. The United States exported about 262,000 pounds of unmanufactured tobacco to Angola in 1962, of which 145,000 was flue-cured and 109,495 was burley. Most of the rest was Kentucky-Tennessee dark fire-cured tobacco.

Many countries supply Angola with unmanufactured tobacco because of the popularity of blended cigarettes. Over 20,000 pounds of leaf has been imported in recent years from the following sources: Mozambique, Republic of South Africa, the United Kingdom, Greece, Italy, and Brazil.

Manufacturing

Three cigarette factories in Angola produced a combined total of 1 billion cigarettes in 1962. The largest factory in Luanda employs about 400 people. The other factories are located at Cacuso near Malanje and Cunene in southern Angola.

Consumption

Cigarette consumption has jumped to about 2.5 million pounds, and for 1962 it is estimated at 2.9 million. About 150,000 pounds of factory prepared pipe tobacco is consumed. Close to 1 million pounds of cut and pipe tobacco is consumed outside commercial channels.

The 4.8 million people of Angola have a relatively low per capita use of tobacco, although sales in urban areas are rapidly increasing. Wider distribution of tobacco products by means of better roads, and the higher incomes generated by large exports of coffee, diamonds and palm oil products, should boost future cigarettes sales.

BASUTOLAND

About 50,000 pounds of dark air-cured tobacco is grown in garden patches of Basutoland for home consumption. Tobacco products from the Republic of South Africa enter Basutoland duty-free and satisfy most of the demand in the area.

About 40,000 pounds of cigarettes, 300,000 of pipe tobacco, and 50,000 of snuff and chewing tobacco are consumed annually.

BECHUANALAND

Less than 25,000 pounds of tobacco is grown in Bechuanaland. Most of the tobacco consumed is supplied by Rhodesias-Nyasaland, Republic of South Africa, and Swaziland. About 300,000 pounds of cigarettes and 200,000 of dark tobacco are purchased annually from Rhodesias-Nyasaland. Purchases of South African cigarettes are estimated to be slightly less than those from Southern Rhodesia. About 100,000 pounds of dark pipe tobacco and snuff are purchased annually from South Africa and Swaziland.

MALAGASY REPUBLIC

--potential market for U.S.

Rapid gains in cigarette output and consumption on the island of Madagascar are causing leaf imports to increase. Malagasy has more than doubled imports of unmanufactured tobacco since 1959, and these may reach 3 million pounds in 1963.

Exports of Maryland type tobacco, primarily to France, have declined to about 6 million pounds annually, because of decreased production.

The use of U.S. tobacco was much larger in the mid-1950's than recently, and large stocks of the product accumulated then have now been depleted. About half a million pounds of U.S. tobacco annually are needed to blend with the 3 million pounds imported from other countries.

Many different types of tobacco products are consumed in Malagasy. Increasing exports of vanilla to the United States give local importers a chance to import U.S. leaf for dollars.

Production

The production of tobacco has remained relatively stable at about 10 million pounds annually for the last decade. Most of the crop consists of Maryland tobacco for export to France. About 1.7 million pounds of dark air-cured tobacco called "Corse" is grown in small fields for native consumption.

Most of the Maryland type is grown in the vicinity of Majunga, Tuleares, and Tananarive which are located in the northeastern corner of the island. Sharecroppers working for large plantations produce most of the crop. Some of the poorer grades of Maryland are not processed for export, but used by workers and the local population for pipe smoking and roll-your-own cigarettes. Most of the crop is grown on sandy-loam soils in the river valleys.

The tobacco is fermented before export. Maryland tobacco in Malagasy is heavier and darker than the leaf grown in the United States. The yields per acre, at only about 500 pounds per acre, are much lower than those in the United States.

Production of burley began in 1960, and by 1962 the crop totaled 330,000 pounds. The burley and small quantities of flue-cured are grown along the northern coast of the island. Some of the fermented Maryland tobacco, is exported at a price of about 80 U.S. cents per pound.

TABLE 41.--MALAGASY REPUBLIC: Production of tobacco by type, averages 1935-39, 1950-54, and 1955-59, annual 1960-62

Year	Maryland			Dark air-cured	Burley	Flue-cured	Total production
	Area	Yield	Production				
	1,000 Acres	Pounds per acre	1,000 pounds	1,000 pounds	1,000 pounds	1,000 pounds	1,000 pounds
Average:							
1935-39.....	17	750	12,764	1,400	--	--	14,164
1950-54.....	17	518	9,063	757	--	--	9,820
1955-59.....	14	588	8,350	1,368	--	--	9,718
Annual:							
1960.....	14	582	8,157	2,094	--	--	10,251
1961.....	14	500	7,002	2,065	265	276	9,608
1962.....	13	640	8,325	2,249	265	463	11,302

TABLE 42.--MALAGASY REPUBLIC: Exports of unmanufactured tobacco and cigarettes average 1951-55, annual 1958-61

Product and country of destination	Average 1951-55	1958	1959	1960	1961
	<u>1,000 pounds</u>	<u>1,000 pounds</u>	<u>1,000 pounds</u>	<u>1,000 pounds</u>	<u>1,000 pounds</u>
Unmanufactured tobacco:					
France.....	8,961	9,404	8,153	6,560	6,148
Reunion.....	109	120	73	47	331
Other.....	57	--	--	--	25
Total.....	9,127	9,524	8,226	6,607	6,504
Cigarettes:					
Reunion.....	1	--	161	221	¹ 200
France.....	1	2	--	--	--
Cameroun.....	--	--	15	22	¹ 35
Other.....	--	--	1	2	2
Total.....	2	2	177	245	237

¹ Estimated.

Exports

Exports depend heavily upon the size of the crop of Maryland tobacco. France takes over 92 percent of the exports. Most of the other exports go to Reunion and Morocco. Total exports dropped from 9.5 million pounds in 1958 to 6.5 million in 1961.

Cigarette exports increased from about 177,000 pounds in 1959 to about a quarter of a million pounds in each of the last 3 years.

Most of the cigarettes went to Reunion and Cameroun, where no tariffs apply to cigarettes coming from Malagasy.

Imports

Larger imports of dark tobacco pushed up Malagasy's total leaf imports beyond 2.5 million pounds in 1962. In 1959 Algeria supplied about 345,000 pounds of the 1.2 million total. France has also been an important supplier. Imports from Brazil, Dominican Republic, Columbia, India, and Rhodesias-Nyasaland have increased sharply recently. The United States supplied 1.3 million pounds of unmanufactured tobacco in 1955, but less than 10,000 pounds in any of the last 3 years. Some U.S. flue-cured tobacco is re-exported to Malagasy by a third country.

Cigarette imports have dropped from about 1.1 million pounds in 1955 to slightly less than half a million pounds for each of the last 4 years. Imports from Algeria have dropped from 1 million pounds in 1955 to less than 35,000 in 1962. France currently supplies about three-fourths of Malagasy's cigarette imports. The United States ships about 30,000 to 50,000 pounds usually to Malagasy.

TABLE 43.--MALAGASY REPUBLIC: Imports of tobacco, products annual 1955, 1958-60

Product and country of origin	1955	1958	1959	1960
	<u>1,000 pounds</u>	<u>1,000 pounds</u>	<u>1,000 pounds</u>	<u>1,000 pounds</u>
Manufactured tobacco:				
United States.....	1,305	366	55	7
Brazil.....	146	109	184	56
Dominican Republic.....	143	172	138	327
Paraguay.....	62	73	--	154
Colombia.....	--	53	118	132
Cuba.....	--	34	36	--
India.....	--	--	55	154
Algeria.....	104	365	345	373
France.....	114	375	72	339
Rhodesias-Nyasaland.....	--	--	--	62
Other.....	190	--	174	345
Total.....	2,064	1,547	1,177	1,949
Cigarettes:				
France.....	113	244	334	335
Algeria.....	982	71	45	32
United States.....	14	39	25	34
United Kingdom.....	18	12	12	19
Other.....	21	26	33	38
Total.....	1,148	392	449	458
Smoking tobacco:				
Total.....	394	23	34	36

Imports of smoking tobacco from France and Algeria have declined from 400,000 pounds in 1955 to less than 40,000 for any recent years.

Manufacturing

Cigarette output has increased sharply in Majunga to replace large previous imports. In 1955, over half the cigarettes consumed were imported, compared with less than 15 percent in 1962. Less than 1 million pounds of Maryland tobacco is used by factories in Majunga and Tananarive, which utilize imported leaf heavily.

Consumption

Slightly more than 5 million pounds of tobacco are consumed by the 5 million people of Malagasy. Cigarettes account for about 60 percent of the total, smoking tobacco 10 percent, and native products of snuff and chewing tobacco 30 percent. Cigarette consumption is gaining by more than 7 percent

annually. The increasing rural population and farm income have also boosted the use of snuff, chewing and pipe tobacco. A few thousand pounds of cigars are consumed, consisting mostly of Dutch brands.

MAURITIUS

--growing market for U.S.

Mauritius is a new post-war market for U.S. flue-cured tobacco. Its purchases of U.S. tobacco increased from 73,000 pounds in 1959 to 161,000 in 1962, due to a trend favoring quality cigarettes.

Farm production of tobacco on Mauritius is usually about 1 million pounds annually. A large crop of 1.5 million pounds was harvested in 1953. About 365,000 pounds of burley and 730,000 flue-cured were harvested in early 1962. The crop for harvesting in 1963 is expected to be smaller. Mauritius exported 105,000 pounds of leaf in 1958 with 85,000 going to Denmark. No substantial exports have occurred since then.

The consumption of tobacco products increased from 1.2 million pounds in 1960 to 1.5 million in 1962. Cigarettes account for over 95 percent of the consumption of factory-made tobacco products. Domestic factories have rapidly increased output to supply the increasing demand. About 50,000 pounds of cigarettes and 5,000 pounds of other tobacco products are imported annually.

Leaf imports increased from 151,670 pounds in 1957 to 332,990 in 1960. The United States, Southern Rhodesia and India are the chief suppliers. The United States exported 125,000 pounds of flue-cured tobacco to Mauritius in 1961 at a price of 88 cents per pound. Shipments of U.S. flue-cured in 1962 increased to 161,000 pounds.

The import duty of \$2.19 per pound of unstemmed tobacco does not encourage imports of low-cost flue-cured tobacco which would compete with domestic production.

The 660,000 people on Mauritius have a comparatively low per capita consumption of tobacco products. Sharp increases in the price and world demand for sugar should boost incomes on this island, where sugar is the chief export. With larger incomes a demand for more quality cigarettes is expected.

MOZAMBIQUE

--rapidly growing tobacco exporter

Mozambique exported about 2.9 million pounds of unmanufactured tobacco in 1962, compared with only 1 million in 1960. Farm production has increased from 4 million pounds in 1960 to 5.5 million in 1962.

Cigarette output had increased from 2.1 million pounds in 1957 to 3.1 million in 1961, and further gains occurred in 1962. A new factory near Beira has caused most of the increase.

Production

Tobacco production has increased rapidly in Mozambique, and the vast potential has only been scratched. About 5.5 million pounds was produced in 1962 for commercial sale, subsistence use, and barter with neighboring areas, of which about 3 million was flue-cured, 1.2 million dark air-cured, and most of the rest dark fire-cured.

Most of the flue-cured is grown around Malema in the northern area which lies between Southern Rhodesia and Nyasaland. Most of the dark air-cured type is grown south of the Save River. Some garden patches of tobacco are grown throughout Mozambique.

The grading system for tobacco in Mozambique is similar to that in Southern Rhodesia. Prices for top grades of flue-cured tobacco have recently exceeded 45 U.S. cents per pound. The average price for leaf shipped to Portugal is about 34 to 36 U.S. cents per pound. Yields for flue-cured tobacco exceeded 750 pounds per acre in 1962.

The production of flue-cured tobacco in the Vita Perry area near Beira has not expanded as rapidly as it has in the Malema area. Some dark air-cured is grown under irrigation near Lourenco Marques.

Exports

Mozambique exports of unmanufactured tobacco increased from less than half a million pounds annually, in most of the 1950's, to 2.9 million pounds in 1962. Much larger shipments to Portugal accounted for almost all of the striking gain. Shipments to Angola and West Germany have also increased.

TABLE 44.--MOZAMBIQUE: Production of tobacco by type, averages 1935-39, 1947-51, 1950-54, 1955-49, annual 1960-62

Year	Flue-cured			Dark-sun			Production Total
	Area	Yield	Production	Area	Yield	Production	
	1,000 acres	Pounds per acre	1,000 pounds	1,000 acre	Pounds per acre	1,000 pounds	1,000 pounds
Average:							
1935-39....	--	--	--	1	385	467	467
1947-51....	3	383	1,150	1	450	35	1,535
1950-54....	5	410	1,872	--	175	64	1,936
1955-59....	5	572	2,962	2	189	284	3,246
Annual:							
1960.....	6	758	3,468	1	200	500	4,850
1961.....	4	705	3,086	2	200	1,213	5,000
1962.....	4	760	3,100	2	200	1,220	5,291

Hong Kong, Sweden, and West Germany have been the leading non-Portuguese destinations in recent years.

Over 100,000 pounds of cigarettes have been exported annually recently. Angola was the leading destination and other important markets include Timor, Portugal, and Sao Tome and Principe.

Imports

Leaf imports by Mozambique reached 1.1 million pounds in 1961, as new cigarette factories purchased more U.S. and Rhodesian tobacco for blending. Imports declined slightly in 1962.

The chief leaf suppliers are Rhodesias-Nyasaland, Angola, Republic of South Africa, and the United States. Rhodesias-Nyasaland supplies about half of the leaf imports, although the value of U.S. leaf is close to that of the Rhodesian.

TABLE 45.--MOZAMBIQUE: Exports of unmanufactured tobacco by destination, 1956-60

Destination	1956	1957	1958	1959	1960
	<u>1,000 pounds</u>	<u>1,000 pounds</u>	<u>1,000 pounds</u>	<u>1,000 pounds</u>	<u>1,000 pounds</u>
Portugal.....	88	407	1,006	814	930
West Germany.....	21	377	50	27	8
Angola.....	55	87	38	21	(¹)
Other.....	26	2	27	3	62
Total.....	190	873	1,121	865	1,000

¹ If any, included in other.

TABLE 46.--MOZAMBIQUE: Imports of unmanufactured tobacco by country of origin, 1956-60

Country	1956	1957	1958	1959	1960
	<u>1,000 pounds</u>	<u>1,000 pounds</u>	<u>1,000 pounds</u>	<u>1,000 pounds</u>	<u>1,000 pounds</u>
Angola.....	249	254	67	287	214
Rhodesias-Nyasaland.....	93	81	235	195	500
Rep. of South Africa.....	--	14	85	50	166
United States.....	94	75	53	(¹)	74
Other.....	2	3	13	57	4
Total.....	438	427	453	589	958

¹ If any, included in other.

Small amounts of oriental tobacco are imported from Greece.

The United States exported 24,806 pounds of flue-cured and 18,926 of burley to Mozambique in 1962.

Cigarette imports are usually less than 3,000 pounds annually and cigar imports under 6,000 pounds.

Consumption

About 3.3 million pounds of cigarettes and 1.3 million of other tobacco products were consumed by the 6.5 million people of Mozambique during 1962.

Cigarette consumption has doubled in the last decade, while the use of native tobacco grown in small patches has remained at about 1 million pounds annually. Increasing incomes from agricultural exports and commerce are likely soon to boost cigarette sales.

The American-type cigarettes made by the new factory at Beira are very popular among the European and the urban African population. Many brands of cigarettes similar to those in Portugal are manufactured by a factory near Lourenco, Marques.

REUNION

Reunion's imports of unmanufactured tobacco and cigarettes are increasing rapidly. Tobacco imports jumped from 437,000 pounds in 1959 to 897,000 in 1961. Cigarette imports have doubled in the last 3 years and are now approximately half a million pounds annually. Malagasy and France are the growing cigarette suppliers with Algeria a less important source.

Most of the leaf for the small cigarette factory in Saint-Denis is imported from Algeria and other sources within the French speaking Customs Union which includes Malagasy Republic, Cameroun, and the republics of former French Equatorial Africa. A small quantity of Maryland tobacco is grown on the island.

Most of the 335,000 people on the island are of French origin. They consume about 1 million pounds of tobacco products annually, which equals a high per capita consumption of 3 pounds annually.

RHODESIA AND NYASALAND

--big producer and exporter

The Federation of Rhodesia and Nyasaland consists of Southern Rhodesia, Northern Rhodesia, and Nyasaland.

Southern Rhodesia

Southern Rhodesia is the world's fastest growing major tobacco exporter. In 1962 its exports of flue-cured tobacco were more than half as large as those of the United States. Twenty-five years ago the U.S. flue-cured exports were 10 times larger than Southern Rhodesia's. The \$100-million-plus tobacco industry is the chief business in Southern Rhodesia.

Over 95 percent of the crop is exported and domestic consumption has not increased recently. A token amount of U.S. cigarettes and cigar leaf is imported for tourist spots in Southern Rhodesia.

TABLE 47.--SOUTHERN RHODESIA: Production of tobacco, by type, annual
1937-63

Year	Flue-cured			Fire-cured	Turkish	Total ²
	Area	Yield per acre	Production			
	1,000 acres	1,000 pounds	1,000 pounds	1,000 pounds	1,000 pounds	1,000 pounds
Annual:						
1937.....	37	551	20,344	960	745	22,049
1938.....	46	552	25,180	826	703	26,710
1939.....	60	376	22,424	442	576	23,442
1940.....	60	575	34,459	618	624	35,701
1941.....	64	548	34,927	674	1,068	36,670
1942.....	74	626	46,579	940	1,542	49,061
1943.....	60	346	30,961	696	2,469	34,139
1944.....	60	518	31,366	738	2,344	34,464
1945.....	71	659	46,805	718	4,471	52,014
1946.....	74	564	41,740	587	4,858	47,219
1947.....	91	647	57,918	925	4,796	63,692
1948.....	113	667	75,385	837	1,686	77,917
1949.....	126	654	82,388	850	367	83,608
1950.....	153	689	105,492	1,241	276	107,018
1951.....	168	540	90,726	712	99	91,558
1952.....	189	524	98,969	635	158	99,770
1953.....	177	599	105,967	368	217	106,464
1954.....	168	717	120,874	604	129	121,007
1955.....	172	709	121,931	279	233	122,446
1956.....	193	849	163,911	344	410	164,665
1957.....	172	801	137,799	97	775	138,674
1958.....	192	766	147,150	86	308	147,494
1959.....	203	888	180,350	78	588	181,221
1960.....	197	1,051	207,000	--	1,260	208,260
1961.....	208	1,063	219,621	--	578	220,199
1962 ¹	212	1,014	214,718	--	700	215,418
1963 ¹	225	978	220,000	--	750	220,750

¹ Preliminary. ² Includes small amounts of sun-cured and burley not shown separately.

Tobacco field and curing barns on Southern Rhodesian farm. Flue-cured is the country's major export. Preferential treatment in the important British market gave impetus to production after the war and made inroads into U.S. foreign markets.



Below, African women grade tobacco, Salisbury. Left, bales from truck or train move to auction.



In one of Salisbury's three auction warehouses, which together handle over 200 million pounds of flue-cured a year, clip clerk (at right) records details of auction (at left).



Cigarette exports to South Africa have increased recently. Transportation and price disadvantages have hindered further expansion of Rhodesian cigarettes to destinations in Asia and West Africa.

Tobacco is considered the key to agricultural development in Southern Rhodesia because it provides the capital and facilities opening the frontier to other crops. Corn, peanuts, soybeans, fruits, and livestock are providing an increasing percentage of Rhodesian farm income because of capital provided for the farmers and banks by tobacco.

Production

Tobacco is the leading crop in Southern Rhodesia; 3,000 of the 8,000 farmers grow it--generally on about 75 acres of the 2,000- to 3,000-acre farms. Average profit from flue-cured is about \$250 an acre.

Preparation of tobacco begins in August when the seedbed is planted. Only varieties approved by the government may be planted. Since little rain falls from April til October the growing plants must be watered by hand or sprinkler irrigation under California-like skies. The rains may be comparatively heavy at the height of the growing season in January for the average annual rainfall in most of Southern Rhodesia is over 30 inches per year.

The plants are transferred from seedbeds into the fields from October to December. The transplanting is spread out over 3 months to get better utilization of labor. Over 7,000 plants are spaced on an acre where over 400 pounds of fertilizer is distributed in the rows by a tractor.

The harvest begins in January and by March all the lower leaves and lugs are harvested. The middle leaves, or cutters, are harvested from February to April and the top leaves or cutters are harvested from March till May. After harvesting, which includes placing the leaves on sticks in the field, the green leaves are carried to the long rows of curing barns. After 3 or 4 days the newly goldenleaf is placed in packinghouses for grading. After grading on the farm the leaf goes to a commercial grader for sorting and packing into bales, ready for the Salisbury auction floors.

TABLE 48.--RHODESIAS-NYASALAND: Production of tobacco by type, averages 1935-39, 1947-51, 1950-54, and 1955-59, annual 1960-63

Year	Flue-cured	Oriental	Burley	Dark fire-cured	Dark sun-cured	Total
Average:	1,000 pounds	1,000 pounds	1,000 pounds	1,000 pounds	1,000 pounds	1,000 pounds
1935-39.....	28,390	680	10	13,011	1,395	43,486
1947-51.....	91,065	1,836	1,230	21,889	4,003	120,023
1950-54.....	116,993	214	1,543	22,669	4,503	145,922
1955-59.....	161,903	659	2,830	24,785	3,229	193,406
Annual:						
1960.....	222,407	2,368	3,557	21,490	7,195	
1961.....	236,778	1,228	4,577	15,627	5,261	
1962.....	234,354	711	5,656	25,272	4,332	270,325
1963.....	215,000	1,500	9,000	33,000	6,500	265,000

Exports

Southern Rhodesia exports about 200 million pounds of flue-cured tobacco annually compared with 19 million during 1935-39. The United Kingdom and the Common Market countries combined take about three-fourths. The United Kingdom became a large purchaser of Rhodesian tobacco in the late 1940's when guaranteed purchase agreements and a preferential British tariff spurred production. Shipments to the United Kingdom reached a peak of 102.5 million pounds in 1961.

The Rhodesians have been highly successful in finding markets outside Europe recently. Exports to Japan, Hong Kong, and many smaller markets in Asia and Africa have expanded more rapidly than those to Europe.

TABLE 49.--RHODESIAS-NYASALAND: Exports of unmanufactured tobacco, average 1945-49, 1950-54 annual 1955-62

Country	Average 1945-49	Average 1950-54	1955	1956	1957	1958	1959	1960	1961	1962
	1,000 pounds	1,000 pounds	1,000 pounds	1,000 pounds	1,000 pounds	1,000 pounds	1,000 pounds	1,000 pounds	1,000 pounds	1,000 pounds
Europe:										
United Kingdom.....	48,116	79,282	67,995	87,649	76,758	74,274	91,084	101,394	102,530	88,586
Common Market:										
West Germany.....	3	1,942	3,594	3,483	8,582	11,251	16,049	18,969	24,117	25,831
Netherlands.....	1,445	6,580	6,415	13,191	7,503	13,588	12,471	14,461	15,580	13,830
Belgium-Lux.....	798	1,133	2,176	6,052	5,627	3,881	6,894	8,052	7,352	9,010
France.....	100	135	641	466	553	209	318	88	118	1,619
Italy.....	--	--	--	--	--	--	--	--	--	10,511
Total.....	2,346	9,790	12,826	23,192	22,265	28,929	35,732	41,570	47,167	60,801
Sweden.....	713	1,231	1,460	1,735	925	530	965	393	1,269	1,572
Norway.....	42	244	886	973	1,692	1,056	1,315	1,938	1,802	1,646
Denmark.....	2,140	3,703	1,640	2,115	1,737	3,054	2,382	2,365	2,716	3,312
Austria.....	--	217	782	731	922	133	80	31	1	2,607
Switzerland.....	127	46	108	325	402	184	429	839	1,362	1,690
Portugal.....	93	38	271	634	688	187	271	537	545	1,352
Finland.....	253	98	232	97	207	296	251	333	556	1,336
Ireland.....	--	97	346	347	601	162	271	283	293	431
Gibraltar.....	--	61	89	75	32	78	50	78	46	--
U.S.S.R.....	--	--	--	--	--	--	--	--	--	2,945
Total.....	53,830	94,807	86,635	117,873	106,229	108,883	132,830	149,761	158,251	166,278
Asia:										
Japan.....	--	--	--	--	--	34	21	1,077	6,362	6,524
Malaya.....	--	782	896	811	829	662	2,466	4,179	5,225	6,505
Hong Kong.....	(¹)	1,640	509	1,358	1,843	2,270	4,568	2,460	5,849	7,276
Arabian States.....	--	85	--	731	57	--	481	40	110	8
Cambodia.....	--	--	--	--	50	--	186	383	98	236
Ceylon.....	--	--	--	--	--	--	342	507	442	140
Bahren.....	--	28	--	96	85	102	--	514	217	62
Cyprus.....	--	167	318	311	253	148	282	185	135	144
Lebanon.....	--	5	--	110	--	--	--	--	--	--
Iraq.....	--	--	--	--	15	--	--	--	--	--
Indonesia.....	--	--	110	738	--	--	--	--	--	--
Iren.....	--	--	--	--	--	20	--	--	--	--
Aien.....	--	46	16	--	--	6	30	88	--	--
Mainland China.....	(¹)	--	--	--	--	67	--	--	--	--
Jordan.....	(¹)	--	--	30	--	--	--	22	--	--
Total.....	(¹)	2,753	1,849	4,185	3,132	3,309	8,376	9,455	18,438	20,895
Africa:										
South Africa.....	3,630	327	11,170	17,619	3,436	2,720	4,442	5,119	4,807	3,919
Canary Islands.....	(¹)	156	764	1,487	1,561	1,575	2,038	2,162	2,013	3,304
Portuguese Afr.....	242	314	615	871	1,357	1,552	1,453	1,499	1,967	2,266
French Africa.....	295	86	893	1,753	1,484	1,973	1,458	1,864	1,020	2,216
Congo.....	1,543	4,597	3,036	6,950	6,377	4,105	6,120	850	2,293	1,890
Liberia.....	60	546	455	432	494	788	662	808	1,168	1,086
Tunisia.....	(¹)	80	--	--	--	--	--	523	226	891
Egypt.....	4,660	3,789	2,076	714	245	1,120	376	538	--	570
Cameroon.....	--	--	--	--	--	--	--	421	683	484
Algeria.....	--	280	140	512	553	468	778	460	960	400
Ethiopia.....	--	7	3	2	4	--	6	--	--	--
East Africa.....	26	606	612	--	--	436	120	373	775	101
Nigeria.....	617	1,748	1,722	1,140	1,472	1,040	842	262	787	272
Ghana.....	26	18	(¹)	(¹)	(¹)	131	950	487	211	111
Libya.....	--	23	--	77	--	--	4	--	--	--
Sierra Leone.....	(¹)	1,515	1,517	1,920	1,468	1,900	1,177	1,960	1,363	1,821
Gambia.....	(¹)	198	178	145	388	357	254	174	240	157
Sudan.....	--	--	--	--	--	--	58	280	--	--
Bechuanaland.....	(¹)	(¹)	66	100	168	174	208	245	182	191
Total.....	11,106	14,286	23,247	33,722	19,007	18,339	20,946	18,025	18,695	19,679
Australia:										
Australia.....	3,646	7,432	11,145	8,536	8,976	11,038	12,038	12,350	8,936	4,351
New Zealand.....	--	--	--	73	20	246	1,038	1,141	1,204	--
United States.....	1,337	169	39	154	284	582	295	713	1,588	923
West Indies.....	(¹)	(¹)	272	504	244	318	331	734	1,129	1,266
Other.....	5,937	800	950	71	997	559	897	449	1,778	2,025
Total.....	75,856	120,247	124,171	165,118	138,889	143,274	176,029	192,525	209,992	216,621

¹ Included in other.

The Soviet Union, Canary Islands, Malaya, and Italy are important new markets that the Rhodesians have developed in the last decade. Many new smaller markets in Asia and Africa have also opened. In 1962, Tunisia, Congo Republic (Brazzaville), Cameroun, Cambodia, and Vietnam took larger quantities of Rhodesian flue-cured tobacco.

Although the largest percentage gains for Rhodesian exports recently have been in the Far East, the biggest volume gain has been to the Common Market. Over 60 million pounds of Rhodesian flue-cured went to the Common Market countries in 1962 compared with only 6 million pounds a decade ago. If the recent rate of increase in tobacco exports to the Common Market continues, the area will overtake the United Kingdom as the major foreign market in a few years.

TABLE 50.--RHODESIAS-NYASALAND: Imports of tobacco and tobacco products, annual 1959-61

Product and country of origin	1959	1960	1961
	<u>1,000 pounds</u>	<u>1,000 pounds</u>	<u>1,000 pounds</u>
Unmanufactured tobacco:			
Tanganyika.....	--	12	34
United States.....	--	(¹)	28
Kenya.....	--	3	13
Other.....	2	--	5
Total.....	2	15	80
Cigarettes:			
United States.....	14	23	18
United Kingdom.....	26	22	16
Other.....	--	--	2
Total.....	40	45	36
Cigars:			
Netherlands.....	17	15	22
United Kingdom.....	1	2	2
United States.....	1	1	1
Other.....	5	3	2
Total.....	24	21	27
Other manufactured:			
United Kingdom.....	20	23	
Rep. South Africa.....	31	28	
Other.....	11	2	
Total.....	62	53	41

¹ Less than 500 pounds.

Imports

Southern Rhodesia imported about \$29,000 worth of U.S. cigarettes and cigars in 1962. The United Kingdom is the chief supplier of the small cigarette imports. Cigarette imports have been about 35,000 to 45,000 pounds annually over the last decade while cigar imports have doubled and now exceed cigarette imports in value. The Netherlands is the chief supplier of cigars.

About 100,000 pounds of tobacco are imported annually, usually consisting of small amounts of U.S. leaf for blending and special grades of tobacco from Tanganyika and Kenya. Some leaf is imported from Turkey for local blended cigarettes. Over 1 million pounds of Rhodesian leaf enters the United States annually.

Research stations at Trelawney and Kutsaga are working to improve quality and combat pests and diseases prevalent in the Rhodesias and Nyasaland. The eelworm is the most difficult pest.

Many of the better quality tobacco varieties grown in the United States are also used in Southern Rhodesia. Also, varieties developed by local research stations for resistance to pests and diseases are used. Hicks varieties account for about 8 percent of the crop. Others include white Gold, Bonanza, Cash Gold, Dollar, Trelawney C10, Virginia Bright, White Stem Orinoco, Wiltow Leaf, Yellow Mammoth, and Jamaica Wrapper.

Consumption

Sales of factory-made cigarettes have declined consistently since 1956. To low-wage agricultural workers a pack of cigarettes costing only 14 cents is out of the reach. Only roll-your-own cigarettes made from farm tobacco and

TABLE 51.--RHODESIAS-NYASALAND: Estimated consumption of tobacco products, averages 1935-39 and 1951-55, annual 1956-61

Year	Cigarettes			Other			Total
	Domestic	Imported	Total	Cigars	Smoking	Rural ¹	
	1,000 pounds	1,000 pounds	1,000 pounds	1,000 pounds	1,000 pounds	1,000 pounds	1,000 pounds
Average:							
1935-39.....	200	115	315	12	45	1,500	1,872
1951-55.....	4,050	40	4,090	15	353	4,100	8,558
Annual:							
1956.....	7,800	28	7,828	16	546	4,400	12,790
1957.....	8,000	36	8,036	21	561	4,600	13,218
1958.....	7,515	35	7,550	21	558	5,100	13,229
1959.....	7,185	40	7,225	24	652	5,350	13,251
1960.....	7,028	45	7,073	21	653	5,500	13,247
1961.....	6,656	36	6,692	27	641	5,750	13,110

¹ Includes tobacco used by workers in roll-your-own cigarettes and outside commercial channels.

scrap are cheap and easily obtained by farm workers. Total cigarette consumption in Rhodesias-Nyasaland declined from 8 million pounds in 1957 to 6.7 million in 1961.

About 600,000 pounds of factory prepared cut and pipe tobacco are consumed in Rhodesias-Nyasaland. The use of raw tobacco and scrap and preparing roll-your-own cigarettes in the area is estimated to exceed 5 million pounds annually. Over 2 million pounds of dark tobacco is used outside commercial channels by pipe smokers.

Northern Rhodesia

Northern Rhodesia's tobacco production has tripled in the last 25 years, and future production is likely to continue upward. In the past, inadequate transportation and lack of capital and technical know-how have hindered production. Recently, railroads have given farmers a chance to ship tobacco easily to the sprawling warehouses in Salisbury, and research by Kutsaga has helped solve many soil condition and insect problems once hindering the Northern Rhodesian tobacco farmer.

Most of the crop is grown for export to continental Europe rather than to the United Kingdom. The growing world demand for medium-priced flue-cured tobacco plus a vast expanse of fertile tobacco soils in Northern Rhodesia, is likely to cause larger plantings in the future.

The continued growth of modern urban centers in the Copper Belt, and higher incomes for all copper and mining workers, should also result in larger future cigarette sales.

Production

In 1962, Northern Rhodesia produced 17.2 million pounds of tobacco, more than double the 1958 crop of only 7.5 million pounds. Over 93 percent of the crop is flue-cured, although burley production is expanding rapidly. In 1962 about 1 million pounds of burley was produced. The production of Turkish tobacco declined from about half a million pounds in 1960 to 125,000 in 1962.

Most of the tobacco is grown in two areas. Expansion in the eastern growing area around Fort Jameson came rapidly in the early 1950's, while most of the recent development occurred in the south central growing region along the railroad which passes through Lusaka and Broken Hill. The tobacco can be transported easily by rail from farms in the area to the auction warehouses in Salisbury. Most of the tobacco produced around Lusaka is flue-cured, and the Fort Jameson area accounts for the major burley production, while most of the Turkish tobacco is grown in the vicinity of Chomo, Kalomo and Broken Hill.

The soil is fertile and the elevation of most tobacco farms is between 3,000 and 4,000 feet. The average farmer grows about 50 acres of tobacco and obtains an average yield of 1,000 pounds per acre. The efficiency of farm laborers is slightly lower than in Southern Rhodesia where training and experience have had a longer influence.

TABLE 52.--NORTHERN RHODESIA: Production of tobacco by type, average 1935-39, annual 1950-62

Year	Flue-cured			Burley	Sun & Air-cured	Turkish	Total production
	Area	Yield	Production				
	<u>Acres</u>	<u>Pounds per acre</u>	<u>1,000 pounds</u>	<u>1,000 pounds</u>	<u>1,000 pounds</u>	<u>1,000 pounds</u>	<u>1,000 pounds</u>
Average: 1935-39.....	3,751	433	1,623	3	14	45	1,685
Annual:							
1950.....	14,574	424	6,171	327	115	43	6,656
1951.....	2,835	490	10,698	50	72	33	10,853
1952.....	23,535	407	9,572	51	11	36	9,670
1953.....	21,779	495	10,779	91	35	2	10,907
1954.....	14,610	540	7,885	101	37	11	8,034
1955.....	13,550	561	7,606	157	127	6	7,896
1956.....	14,870	684	10,096	187	93	14	10,390
1957.....	12,100	765	9,257	205	86	13	9,561
1958.....	12,860	527	6,773	550	85	--	7,408
1959.....	13,870	910	12,628	577	150	139	13,494
1960.....	14,830	841	12,473	631	454	225	13,783
1961.....	16,950	816	14,840	751	112	--	15,703
1962.....	15,550	1,029	16,000	1,000	125	30	17,155

The seed beds are prepared in August, and the soil is usually prepared by tractors for transplanting in the fields. Heavy rains give tobacco a good start in the dark sandy soil. The quality and price for Northern Rhodesian tobacco are slightly below that in Southern Rhodesia.

Exports

About 96 percent of Northern Rhodesia's tobacco crop is exported through the Salisbury's marketing facilities. Some burley is shipped out through Nyasaland. Since Northern Rhodesia is not included in the guaranteed purchase agreements between Southern Rhodesia and the United Kingdom, most of its tobacco is shipped to the Common Market countries, Scandinavia, and the Far East.

Imports

Cigarettes from the United States and United Kingdom are imported to supply engineers in the Copper Belt, who have a preference for certain brands. About 2 to 2.5 million pounds of cigarettes from the factories in Salisbury move duty-free into Northern Rhodesia annually.

Dutch cigars are popular in the growing cities of the Copper Belt.

Consumption

About 2.5 million pounds of cigarettes from Southern Rhodesia and Nyasaland and 300,000 pounds of factory-prepared cut and pipe tobacco are consumed annually. Also close to 1 million pounds of tobacco are consumed outside commercial channels, consisting of dark fire-cured and flue-cured tobacco prepared by farmers for barter at the country store or nearby neighbors.

The 3 million people in Northern Rhodesia have a lower per capita consumption of tobacco than those in Southern Rhodesia. Fewer roll-your-own cigarettes are consumed in Northern Rhodesia, because of comparatively smaller population on tobacco farms.

Cigarette consumption among the European population in the Copper Belt exceeds 6 pounds per capita and accounts for about one-fifth of the area's entire cigarette sales. Higher incomes for African workers in the Copper Belt would result in a substantial rise in future cigarette sales.

Nyasaland

Nyasaland exports annually about 14 million pounds of dark fire-cured tobacco. (Only the United States is a larger exporter.) Exports of Nyasaland burley, sun-cured and flue-cured have increased rapidly in the last decade, while those of dark fire-cured tobacco have declined.

Over 90 percent of the tobacco grown in Nyasaland is exported. Tobacco is the chief export and cash crop, providing a livelihood for about one-third of the population.

Many small export dealers in Blantyre and Limbe buy the tobacco from the African Tobacco Board of Nyasaland. The Board strives to improve quality and increase farm income.

Production

About 50,000 African farmers grow small plots of dark fire-cured tobacco, on an average of about 2 acres yielding about 250 pounds per acre. By selling his 500-pound crop for an average 25 cents per pound, the African farmer usually nets over \$100 income annually from tobacco. Expenses are small because most labor is performed by the family. Farm production of dark fire-cured tobacco fluctuates because of weather variation.

Efforts to improve quality of the 25 million pound crop of 1962 resulted in better prices than those of 1961 (when quality was low).

Practically all of the fire-cured tobacco is grown by Africans. In addition, few estates hiring workers or leasing the crop to tenants grow this type near Mlanje in Southern Nyasaland. All persons wishing to grow tobacco must register with the African Tobacco Board. Most of the tobacco on the native trust land is done by short-handle hoes. The African Tobacco Board distributes seed, fertilizer, insecticides and chemicals for disease

prevention, providing also technical training (which even includes movies for the growers). Women do most of the work, since many of the men are away working in mines of neighboring countries. Women pick the leaves, and carry them in baskets to the barn, where they are placed on sticks.

Barns are made of mud and small poles. The roof is typically made of thatched straw, and the fire to provide smoke is usually more than 10 feet from the barn. Tobacco farms are concentrated in the central portion of Nyasaland, on fertile soil on the western shore of Lake Nyasa. Most of the burley is grown in this area also, near Lilongwe. This type is important in Southern Nyasaland, also.

Nyasaland now produces about 5 million pounds of burley annually--double the crop in a year as recent as 1957. Yields obtained for burley are about double those for dark fire-cured.

Production and yields of dark sun-cured tobacco have also increased recently. Most of this type is grown on farms near the railroad running from Golomoti to Balaka.

Exports

Nyasaland started exporting dark fire-cured tobacco to the United Kingdom in the early 1900's. Fifty years ago it was a larger tobacco exporter than Southern Rhodesia. About one-third of its tobacco exports still go to the United Kingdom, but newer postwar markets in Africa now take larger quantities than the United Kingdom. Most of the remainder goes to continental Europe and the Far East. Recent total exports have ranged annually between 27 and 29 million pounds.

Exports to the United Kingdom have declined slightly in recent years, while shipments to most other markets have increased. The Netherlands is now the second largest market, and its imports of Nyasaland's dark fire-cured and burley tobacco are rapidly expanding. Other rapidly growing markets include the Canary Islands, Belgium, South Africa, Liberia, Australia, and Portuguese Africa.

Consumption

A cigarette factory in Blantyre supplies part of the 1.5 million pounds of cigarettes smoked annually in Nyasaland; however, most are furnished by Southern Rhodesia. Many cigarettes are sold by the piece. A pack (20) costs 1 shilling or 14 U.S. cents.

About 2 million pounds of tobacco is consumed in Nyasaland by pipe smokers and as roll-your-own cigarettes. Much of this is outside commercial channels. With a present per capita consumption of only 1.1 pounds of tobacco annually, larger tobacco use is anticipated in Nyasaland.

TABLE 53.--NYASALAND: Exports of tobacco, average 1934-38,
1950-54, annual 1959-61

Country of destination	Average		1959	1960	1961
	1934-38	1950-54			
	1,000 <u>pounds</u>	1,000 <u>pounds</u>	1,000 <u>pounds</u>	1,000 <u>pounds</u>	1,000 <u>pounds</u>
United Kingdom.....	12,460	13,471	9,712	12,118	8,709
West Germany.....	--	1	24	146	377
Netherlands.....	--	832	2,528	2,776	3,676
Belgium.....	--	238	668	677	1,095
Africa:					
South Africa.....	--	29	792	777	847
Bechuanaland.....	--	198	208	221	180
Sierra Leone.....	200	1,515	1,177	1,960	1,363
Gambia.....	5	198	254	174	240
The Congo.....	--	3,232	4,074	371	1,137
Canary Islands.....	--	561	2,031	2,160	1,967
French Africa.....	--	363	1,325	1,370	1,065
Portuguese Africa.....	--	280	1,057	1,208	1,406
Liberia.....	4	546	662	808	1,168
Egypt.....	15	2,105	35	--	--
Total Africa.....	224	8,997	11,615	9,049	9,373
Australia.....	--	21	9	239	422
New Zealand.....	--	--	81	100	103
Hong Kong.....	--	1	942	455	676
Norway.....	--	252	592	652	419
Sweden.....	--	253	281	394	317
Portugal.....	--	12	132	249	298
Other.....	137	390	794	2,060	1,940
Total.....	12,821	24,468	27,667	28,915	27,405

SOUTH AFRICA, REPUBLIC OF
--large consumer and growing exporter

European smokers in South Africa have the highest per capita consumption of filter-tipped cigarettes in the world. However, the average adult in South Africa among the European population is cutting down on smoking. In 1961 the European population over 15 smoked an average of 212 packs during the year, compared with 200 packs for the average adult in the United States.

Larger tobacco production has precipitated much expanded exports. A record crop of 78 million pounds in 1959 pushed exports up from 20 million pounds that year to 20.5 million pounds in 1962.



Left, scientist checks progress of young tobacco plants, Rustenberg Research Station, South Africa. This central station for the Republic conducts continuing research on improved varieties and plant nutrition.

Below, tobacco is stored in cooperative warehouse at Rustenberg, center of South Africa's tobacco industry.



In 1955 and 1956, South Africa was a significant importer of unmanufactured tobacco, because of the short crop in 1953 and 1954. However, imports have dropped from 20.8 million pounds in 1956 to only 5 million in 1962.

Production

Tobacco is grown on comparatively small family-type farms in South Africa, which also produce fruits and livestock products. Many farmers in Transvaal grow tobacco while developing orange orchards and cattle herds for income. Tobacco income has enabled European farmers to build attractive homes in the developing agricultural area north of Johannesburg.

Rustenburg has become the center of tobacco production and processing prior to factory use. About three-fourths of the country's tobacco crop is grown within a 100-mile radius of Rustenburg. Piet Retief, Brits, Potgietersrus, and Nelspruit are other towns in Transvaal where tobacco redrying is carried on, and serving tobacco farmers comprises an important business. About 48 million pounds of South Africa's crop, estimated at 57 million in 1963, will be produced in Transvaal.

In most of South Africa, tobacco is harvested in February and March. Of the 57.5 million pounds produced in 1962, 24.5 million were flue-cured, 25.1 million dark air-cured, 2.6 million burley, 4.4 million light air-cured, and 900,000 pounds Turkish. About 97 percent of the flue-cured and 64

TABLE 54.--SOUTH AFRICA, REPUBLIC OF: Production of tobacco by type, averages 1935-39, 1950-54 and 1955-59, annual 1959-63

Type	1935-39	1950-54	1955-59	1959	1960	1961	1962	1963
	<u>1,000 pounds</u>	<u>1,000 pounds</u>	<u>1,000 pounds</u>	<u>1,000 pounds</u>	<u>1,000 pounds</u>	<u>1,000 pounds</u>	<u>1,000 pounds</u>	<u>1,000 pounds</u>
Flue-Cured.....	2,715	18,553	25,255	31,700	26,590	24,500	24,840	30,300
Light Air-Cured.....	5,722	4,000	6,070	8,800	5,800	4,400	6,635	7,500
Burley.....	--	--	327	200	1,200	2,600	1,641	1,700
Dark Air-Cured.....	15,160	20,611	23,545	36,100	26,050	25,500	15,934	20,000
Oriental.....	775	1,008	850	900	1,100	900	990	1,000
Total.....	24,372	44,172	56,097	77,700	60,740	55,930	50,040	60,500

percent of the light air-cured crops are grown in the Rustenburg area, which produces over half of total output of all types.

Potgietersrus is the second largest growing area, where about two-thirds of the dark air-cured and one-half of the burley crops are grown. Nelspruit grows about 1.5 million pounds of dark air-cured and 600,000 of burley.

Slightly over half a million pounds of dark air-cured tobacco is grown near Parys in the Orange Free State. About 2 million pounds of dark air-cured and 1 million of light air-cured tobacco is grown near Oudtshoorn in Cape Province.

About 900,000 pounds of Turkish tobacco is grown around Paarl in Cape Province. High profits from grapes and a shortage of labor caused by prosperity in nearby Capetown limit the production of oriental tobacco. It is grown in the spring as a cash crop, and vegetables are planted after the oriental tobacco is harvested.

About 300,000 pounds of dark air-cured tobacco is grown in Natal by Indian farmers in the Umkomaas vicinity.

The Tobacco Industry Control Board was established in 1935. It has the power to impose a levy on tobacco and to pay compensation on losses incurred by exporting surplus leaf. The Board is divided into ten cooperatives according to tobacco growing regions. The cooperatives buy the tobacco from the farms and prepare it for tobacco manufacturers. The redrying and grading activities give employment to hundreds of workers in the small towns of Transvaal. Loans are made to farmers for operating expenses, and members of the farm families often work in the cooperative warehouses and the re-drying plants after the tobacco is harvested.

The Board functions to regulate the supply and demand for leaf tobacco, determine prices, standardize grades, and collect a levy on the crop. The levy is calculated in two parts (1) a levy of 21 U.S. cents per 100 pounds for all types and classes of tobacco, and (2) a special levy varying with the type, which includes 5.4 U.S. cents per pound of flue-cured, 3.6 cents per pound of burley or light air-cured, 2.6 cents per pound of dark air-cured and 1.9 cents per pound of Turkish tobacco.

The quality and color of South African tobacco are comparatively because the Board can prohibit the sale of classes or grades of does not approve.

The Magaliesberg Cooperative in Rustenburg usually handles 15 percent of the total tobacco crop and the Potgietersrus Cooperative over 32 percent.

Tobacco prices in South Africa are slightly lower than those for comparable grades in the United States. In 1962, the average price per pound for different types were as follows: flue-cured 56.7, light air-cured 42.1, dark air-cured 24.2, Turkish 61, and burley 38 cents.

South African farmers received over \$22 million for their tobacco crop in 1962. Most of the flue-cured crop now consists of the Orinoco type which brings improved prices. The quality and price of the small quantity of burley grown are attractive to domestic manufacturers.

Exports

South Africa's exports of unmanufactured tobacco exceeded 18 million pounds in 1962, as the elimination of the large 1959 crop at attractive prices was almost completed. Due to a short crop in 1954, exports in 1955 were slightly under 1 million pounds.

The United Kingdom and the Netherlands, combined, usually take over three-fourths of the total exports. From these countries some South African tobacco is re-exported to many other countries. Australia and West Germany are expanding markets for South African tobacco. Much larger shipments have also been shipped to Mozambique, Senegal, Canada, and New Zealand in the last 3 years than at any other time for the last decade. Belgium has been a comparatively important market for over 30 years.

Future exports are likely to depend upon the size of crops produced. In 1960, about 6.3 million pounds were shipped to the Netherlands, although the United Kingdom is usually the largest foreign market. In 1961, 3.4 million pounds were shipped to the United Kingdom.

Close to 80 percent of exports usually consist of flue-cured tobacco. Light air-cured tobacco accounts for most of the rest. An initial shipment of 20,000 pounds of burley occurred in 1960. About 130,000 pounds of oriental tobacco was exported in 1961.

About 42,000 pounds of cigarettes were exported in 1961. Most of the shipments go to the United Kingdom and to nearby islands where whaling operations are important.

Exports of cut and smoking tobacco jumped to 939,000 pounds in 1961, because of very large shipments of cut tobacco to Australia. Rhodesias-Nyasaland and the United Kingdom are usually the largest markets.

South Africa could export considerably more Turkish tobacco if the crop increased. Exports of burley are likely to be limited by ready purchases of local manufacturers until the annual crop reaches 6 million pounds.

Imports

South African leaf imports have declined since 1956, when 20 million pounds were imported because of short crops. As domestic production began to increase in the late 1950's, imports dropped to about 5 million pounds a year. Most of the imports are purchased from Rhodesias-Nyasaland due to a trade agreement premitting duty-free entry. About 2.4 million pounds of unmanufactured tobacco were imported from the United States in 1956 and 1.4 million in 1957. Since then shipments of U.S. tobacco to South Africa

TABLE 55.--SOUTH AFRICA, REPUBLIC OF: Exports of unmanufactured tobacco and tobacco products, averages 1935-39 and 1950-54, annual 1956-61

Product and country of destination	Average		1956	1957	1958	1959	1960	1961
	1935-39	1950-54						
Unmanufactured tobacco:								
United Kingdom.....	162	529	291	1,041	348	1,744	2,331	3,386
Netherlands.....	102	602	34	769	1,505	1,469	6,331	2,470
Australia.....	(¹)	5	12	19	75	593	558	1,386
West Germany.....	(¹)	--	--	--	--	12	27	213
Mozambique.....	(¹)	61	--	3	100	50	167	135
Senegal.....	(¹)	--	--	--	--	--	233	134
Canada.....	--	--	--	--	61	--	552	81
New Zealand.....	--	--	--	--	--	22	148	44
Belgium.....	148	281	112	138	174	--	16	22
Other.....	223	1,345	333	363	314	186	40	106
Total.....	635	2,823	758	2,333	2,577	4,076	10,403	7,977
Cigarettes:								
United Kingdom.....	(¹)	(¹)	(²)	1	1	3	3	9
Other.....	96	566	23	1	1	11	23	33
Total.....	96	566	23	2	2	14	26	42
Cigars: Total.....	4	3	2	1	2	2	3	2
Snuff: Rhodesias-Nyasaland	(²)	2	1	1	1	2	1	2
Other manufactured:								
Australia.....	(¹)	94	5	6	8	5	5	908
Rhodesias-Nyasaland.....	(¹)	21	25	30	33	27	26	20
Kingdom.....	(¹)	15	7	14	9	13	8	8
.....	--	459	8	5	3	2	8	3
Total.....	--	589	45	55	53	47	47	939

¹ Included in other, if any.

² Less than 500 pounds.

TABLE 56.--SOUTH AFRICA, REPUBLIC OF: Imports of unmanufactured tobacco and tobacco products, by source, average 1950-54, annual 1955-61

Product and country of origin	Average 1950-54	1955	1956	1957	1958	1959	1960	1961
	1,000 pounds	1,000 pounds	1,000 pounds	1,000 pounds	1,000 pounds	1,000 pounds	1,000 pounds	1,000 pounds
Unmanufactured tobacco:								
United States.....	55	118	2,374	1,387	¹ 48	¹ 144	¹ 83	¹ 293
Rhodesias-Nyasaland.....	2,920	9,620	17,683	3,571	3,074	4,593	5,071	4,140
Other.....	4	6	2	5	2	8	--	5
Total.....	2,979	9,744	20,059	4,963	3,124	4,745	5,154	4,438
Cigarettes								
Rhodesias-Nyasaland.....	80	480	842	1,022	1,140	1,319	1,237	1,212
United States.....	12	41	111	125	133	144	185	160
United Kingdom.....	54	61	126	100	111	73	99	62
Other.....	30	3	5	7	4	24	19	6
Total.....	176	585	1,084	1,254	1,388	1,560	1,540	1,440
Cigars ²								
Netherlands.....	65	105	94	115	120	126	150	102
Cuba.....	9	13	15	23	18	17	19	15
United States.....	6	7	7	7	8	35	12	6
Other.....	9	11	25	24	10	21	18	14
Total.....	89	136	141	169	156	199	199	137
Other manufactured:								
Rhodesias-Nyasaland.....	25	9	6	9	16	26	28	22
United Kingdom.....	12	8	21	37	25	27	26	14
United States.....	(¹)	1	2	4	3	15	9	8
Other.....	1	1	2	5	3	8	12	14
Total.....	38	19	31	55	47	76	75	58

¹ U.S. exports statistics.

² Includes cheroots 4 cigarillos.

have been less than 300,000 pounds annually. Rhodesias-Nyasaland and the United States, combined, supply about 99 percent of the total leaf imports. South African manufacturers will possibly purchase more U.S. flue-cured tobacco to impart more flavor into their cigarettes when the surplus crop from 1959 has been eliminated.

About .7 billion cigarettes are imported by South Africa annually. Cigarette imports from Southern Rhodesia have increased recently. Imports of Rhodesian cigarettes have more than doubled since 1955, and now average about 1.2 million pounds annually. Imports of U.S. cigarettes have more than quadrupled since 1955 and recently averaged about 170,000 pounds annually. Since 1955, from 60,000 to 100,000 pounds of cigarettes have been imported annually from the United Kingdom. Imports of Rhodesian and U.S. cigarettes are likely to continue moving upward.

About 700,000 pounds of dark air-cured tobacco was purchased from Swaziland in 1961, but not included in the import statistics along with the 3.7 million pounds of flue-cured and 1.8 million pounds of burley imports reported.

Close to 200,000 pounds of cigars are imported by South Africa annually, most of them from the Netherlands. About 15,000 to 20,000 pounds of cigars are imported from the United States annually.

From 50,000 to 75,000 pounds of pipe and cut tobacco are imported annually, mostly from Rhodesias-Nyasaland, United Kingdom and the United States.

Manufacturing

In the Republic of South Africa 48 different firms manufacture tobacco products, although 2 large firms produce most of the cigarettes. There are 30 small-scale manufacturers of pipe, snuff, and twist tobacco. Cigarette and smoking tobacco factories are located in the largest cities and also some of the smaller cities in the tobacco-growing areas. Johannesburg, Paarl, Durban, and Capetown are the leading cigarette-making cities. Cigarette factories are also located in East London, Stellenbosch, and Rustenburg.

The largest smoking tobacco factory is located in Rustenburg. It produces about half of the country's output of cut tobacco for use in roll-your-own cigarettes. Other cities in Transvaal which manufacture smoking tobacco include Johannesburg, Pretoria, Nelspruit, and Benoni. Over six different firms are located in both Johannesburg and Oudtshoorn and more than ten in both Durban and Capetown. Small firms in Oudtshoorn, Dysselsdorp, Hazenjacket, Vitenhage, and Zandvlakte, make smoking and chewing tobacco in the same plant. Snuff is also made by many of the smaller factories. The manufacture of chewing tobacco and snuff is dominated by two large companies which manufacture most of the cigarettes and over two-thirds of the smoking tobacco.

One large-scale manufacturer specializes in pipe and roll-your-own smoking tobacco. The largest of the three cigar factories is in Durban. There are nine dealers in snuff leaf, which is popular with rural people.

TABLE 57.--SOUTH AFRICA, REPUBLIC OF: Estimated consumption of tobacco products, fiscal years, averages, 1935-39 and 1951-55, annual 1956-61

Year	Cigarettes			Cigars	Pipe tobacco	Cigarette Tobacco	Total
	Domestic	Imported	Total				
Average:	1,000 pounds	1,000 pounds	1,000 pounds	1,000 pounds	1,000 pounds	1,000 pounds	1,000 pounds
1935-39.....	10,213	205	10,418	145	10,999	2,358	23,920
1951-55.....	21,632	300	21,932	141	19,042	35	41,150
Annual:							
1956.....	24,434	1,080	25,514	159	23,569	29	49,271
1957.....	25,168	1,254	26,422	197	22,364	29	49,012
1958.....	23,659	1,388	25,047	180	21,116	51	46,394
1959.....	22,818	1,560	24,378	247	21,971	52	46,658
1960.....	23,566	1,540	25,106	300	21,833	47	47,286
1961.....	23,206	1,440	24,646	198	21,910	48	46,802

Stocks of leaf tobacco held by manufacturers dropped from 99 million pounds at the end of 1961, to 82 million at the end of 1962. Also stocks of tobacco held by the cooperatives dropped from 28.4 million pounds at the end of 1961, to 20.8 million by the end of 1962.

Factory use of unmanufactured tobacco dropped from 50.5 million pounds in 1960 to 48.8 million in 1961. A further decline occurred in 1962. The use of flue-cured tobacco by South African factories dropped from 26 million pounds in 1957, to less than 21 million in 1962. The use of burley tobacco increased to 1.5 million pounds in 1961, and further gains were recorded in 1962.

A record 50.4 million pounds of tobacco products were processed in 1960, including 24.4 million of cigarettes. However, cigarette output dropped to 24 million pounds in 1961 and to 233 million in 1962. The output of pipe tobacco was about 22 million pounds in both 1960 and 1962. The output of 2.9 million pounds of snuff, and 700,000 of twist, placed total output of tobacco products at 49 million pounds in 1962.

Consumption

Smokers in the Republic of South Africa consumed slightly over 48 million pounds of tobacco products in 1962. However, the level of tobacco consumption was slightly higher in 1956 and 1957, before prices of some products were increased. Sales of cigarettes increased rapidly in the 1940's and early 1950's, as increasing employment by mining industry and commerce boosted purchasing power. In 1957, cigarette consumption reached a record 26.4 million pounds compared with only 10.4 million annually during 1935-39. However, in the late 1950's, cigarette sales remained sluggish, and in 1961

they were down to only 24.6 million pounds. Sales in 1962 were about the same and, unless wages should increase, substantial gains are unlikely in 1963. Domestic cigarettes retail for 16 to 19 cents per pack of 20 (22.4 to 26.6 U.S. cents). Some Rhodesian brands are slightly cheaper. Imported U.S. brands cost over 35 U.S. cents per pack.

Recent sales of pipe tobacco have remained relatively stable at about 22 million pounds annually. In 1956, higher wages and prosperity among the African population caused sales of pipe tobacco to reach a record 23.6 million pounds, compared with only 11 million annually during 1935-39. Pipe tobacco is sold in attractive cloth bags containing about one-fourth of a pound of fermented, shredded, and flavored tobacco.

Sales of cigarette tobacco were only 48,000 pounds in 1961, compared with 2.4 million annually during 1935-39. About 2.9 million pounds of snuff and 7 million pounds of chewing tobacco are consumed, mostly by the African population.

The 3.2 million Europeans and 1.6 million Cape Coloureds have a very high per capita consumption of tobacco. The Europeans account for about half of the total cigarette sales. The per capita consumption of tobacco products for the European population includes 3.7 pounds of cigarettes and 1.3 pounds of other tobacco products.

In 1957, the European population consumed 16.4 million pounds of cigarettes and 3.6 million pounds of other tobacco products. By 1962, their cigarette consumption had declined to an estimated 12 million pounds, while the use of other tobacco products was up to 4.2 million. A strong health campaign has contributed to the declining per capita cigarette consumption by Europeans, who, in 1957, had the highest per capita cigarette consumption in the world. Although their per capita cigarette consumption has declined sharply, the European population in South Africa still constitute the heaviest smokers in Africa.

Cigarette sales to the non-European population have increased slightly, and higher wages could cause comparatively large gains in the future. Non-Europeans consume about 18 million pounds of pipe tobacco, 11.8 million of cigarettes, 2.7 million of snuff, and 700,000 of twist annually. Some of the tobacco grown by African farmers in Transkei and Natal does not enter commercial channels and is consumed in the neighborhood. Per capita consumption of tobacco products of about 1.75 pounds by the non-European is higher than in most of the rest of Africa. It is likely also to increase considerably in the future. However, emphasis on better housing, food, and transportation have resulted in static cash receipts which could be used for increased purchases of tobacco products.

Increased urbanization and industrialization should boost income in South Africa. Its 16 million people now consume over 50 million pounds of tobacco products, but a slight increase in per capita income beyond the present \$450 per year would create a much larger market for cigarettes.

Taxation

The excise duty for cigarettes is \$6.52 per 1,000 cigarettes or 13.4 U.S. cents per pack of 20. The combined excise tax and customs duty on imported cigarettes is 18 U.S. cents per pack, although Rhodesian cigarettes get a rebate of 3 U.S. cents per pack.

The import duty on unmanufactured tobacco is 49 U.S. cents per pound.

SOUTH-WEST AFRICA

Increasing income per capita has pushed cigarette sales upwards in South-West Africa. About 1 million pounds of cigarettes and pipe tobacco are now consumed annually in the area, compared with about half a million pounds a decade ago. No tobacco is grown commercially, and most of the tobacco products are supplied by the Republic of South Africa because of duty-free entry and close proximity. A few cigarettes are imported from Southern Rhodesia and about 75,000 pounds of shag tobacco from India during some years.

South-West Africa has a per capita income of over the equivalent of 400 U.S. dollars per year--the second highest in Africa. A wider dispersion of income among the native population, caused by expansion in livestock and mineral industries, has boosted sales of cut and pipe tobacco. The 550,000 people of the area are likely to have a higher per capita consumption of tobacco products in the future, as livestock exports from the vast pastures and metal exports from expanding mines increase.

SWAZILAND

Commercial tobacco production in Swaziland has increased from 341,604 pounds in 1956 to over 1.5 million in 1962. The chief producing area is in the Hlatikula district where both European and Swazi farmers grow dark air-cured tobacco. This is liked by pipe tobacco and snuff manufacturers in the Republic of South Africa.

Shipments of dark air-cured tobacco to the Republic of South Africa reached 700,000 pounds in 1961 and remained at high levels in 1962.

In 1960 the crop exceeded 1 million pounds for the first time. European farmers produced about 58 percent of the 1960 crop. European and Swazi farmers receive from 25 to 30 U.S. cents per pound for their tobacco. Tobacco growers in Swaziland are affiliated with the tobacco industry Board of South Africa for marketing purposes. The Swaziland Tobacco Cooperative follows many practices of South African tobacco cooperatives. It recently invested in equipment and buildings for leaf curing and preparing of tobacco from the farm for shipment to South African factories. The cooperative is attempting to reduce losses from eel worm and Fusarium wilt. The yield per acre usually exceeds 1,000 pounds in the rich soils of Swaziland. Some special types of snuff tobacco have a very high yield.

About half of the tobacco grown in Swaziland is used by natives in the preparation of snuff. The use of Swazi tobacco for pipe tobacco has shown a considerable increase recently.

South African cigarettes and tobacco products enter Swaziland free of duty, just as its leaf enters the Republic of South Africa. Cigarette consumption has increased rapidly because of recent iron ore and agricultural developments. South African manufacturers distribute about 100,000 pounds of cigarettes throughout Swaziland each year. About 500,000 pounds of pipe tobacco and snuff are consumed annually.

OUTLOOK

Tobacco production, consumption, and trade in Africa are likely to continue upward. Total production may surpass 500 million pounds in 1964, of which 300 million will be exported. Consumption is likely to double, and reach 600 million pounds within the next decade. Since most of the consumption increase will occur in the net importing countries north of the Equator, imports may approach 200 million pounds within the next decade.

Cigarette imports are likely to rise too, as agriculture and mining in the smaller countries increase: activities in rich iron ore mines will cause larger future cigarette imports by Liberia, Mauritania, and Swaziland. Bauxite mining in Guinea and Cameroun will provide income for purchasing imported cigarettes. Larger oil output will boost cigarette imports by Libya, Nigeria, and Algeria. Increased cotton exports will result in large cigarette imports by the Sudan, Chad, and Central African Republic. Increased peanut exports by Mali, Upper Volta, and Niger will facilitate larger cigarette imports by them.

Many of Africa's small countries import cigarettes and have no tobacco manufacturing. Some of them will build a cigarette factory in the next few years and become new markets for leaf. With economic progress generated by mining and agricultural development, cigarette imports by these countries may still continue upward. For example, a new cigarette factory in the Sudan caused an increase in the number of smokers and in cigarette imports.

The Sudan, Libya, Tanganyika, Ethiopia, Guinea, and the Congo are markets in which leaf exporters should try to sell if they are interested in new customers. Most areas in West Africa are likely to import more U.S. and Rhodesian leaf in the future.

Algerian leaf imports could surpass Egypt's growing tobacco imports in 1964 if Algerian manufacturers rebuild their stocks which were depleted by heavy utilization and small crops in 1961 and 1962.

If the many small cigarette and cigar manufacturers in the Canary Islands continue expanding shipments to Spain, they may import over 20 million pounds of leaf by 1965. Kenya and the Republic of Congo (Brazzaville) are other potentially large leaf importers if their large cigarette shipments to neighboring areas continue. Leaf imports by Malagasy Republic, the Ivory Coast, and

TABLE 58.--UNITED STATES: Exports of tobacco to Africa by country, averages 1935-39, 1947-51, 1950-54, and 1955-59 and projection for 1960-64

Country of destination	1935-39	1947-51	1950-54	1955-59	Projection, 1960-64
	<u>1,000 pounds</u>	<u>1,000 pounds</u>	<u>1,000 pounds</u>	<u>1,000 pounds</u>	<u>1,000 pounds</u>
Algeria.....	1,581	1,682	759	638	3,200
Egypt.....	1,261	3,727	4,465	9,572	14,100
Libya.....	--	--	--	--	300
Morocco.....	110	1,433	1,116	783	1,680
Tunisia.....	--	1,158	646	632	650
Canary Islands.....	737	495	360	821	2,800
Spanish Africa.....	90	57	49	345	650
French African Reps. ¹	3,840	1,459	1,313	732	1,650
Portuguese Guinea.....	438	351	296	12	300
Congo and Central African Republic, Gabon.....	--	309	195	165	180
Sierra Leone.....	--	--	--	12	300
Liberia.....	343	357	205	10	100
Togo.....	--	--	--	14	250
Ghana.....	1,495	1,501	1,540	1,558	1,150
Nigeria.....	2,927	3,711	3,846	3,619	3,600
Cameroun.....	--	364	482	440	680
The Congo (Leopoldville).	9	84	656	1,283	4,800
Ethiopia.....	--	--	--	--	100
Kenya.....	1	1,202	1,136	504	1,000
Mozambique.....	23	62	68	60	70
Mauritius.....	--	146	79	99	125
Angola.....	--	10	21	13	20
Malagasy Republic.....	17	11	10	280	390
Rep. South Africa.....	69	656	78	831	850
Other.....	739	9	2	38	--
Total.....	13,680	18,820	17,322	22,461	38,945

¹ Includes Senegal, Ivory Coast, Dahomey, Mali, Mauritania, Upper Volta, Guinea, and Niger.

Cameroun have increased sharply in recent years. Since the potential cigarette consumption has only been scratched in these countries, future imports are likely to increase substantially.

The future consumption of tobacco products in Africa will be closely tied to economic progress. If gains in per capita income obtained in the mid-1950's and in rapid urbanization continue, so will gains in cigarette consumption. However, political upheavals which discourage economic development will lower tobacco consumption, in some countries. Even the fear of political troubles causes an exodus of capital and needed technicians, thus reducing employment and incomes.

TABLE 59.--UNITED STATES: Exports of unmanufactured tobacco to Africa, by type and country of destination, and average price per pound, 1962

Country of destination	Flue-cured		Burley		Kentucky-Tennessee dark fire-cured	
	Quantity	Price per pound	Quantity	Price per pound	Quantity	Price per pound
	1,000 pounds	U.S. cents	1,000 pounds	U.S. cents	1,000 pounds	U.S. cents
Algeria.....	22	63.6	--	--	45	37.8
Canary Islands.....	28	46.4	--	--	106	46.2
Libya.....	181	87.8	--	--	--	--
Morocco.....	67	77.6	153	75.2	72	40.2
Madeira.....	5	140.0	2	10.0	--	--
Tunisia.....	209	75.1	--	--	--	--
UAR (Egypt).....	10,216	64.5	2,162	90.5	147	36.1
Angola.....	145	73.8	109	87.2	6	66.7
Cameroun.....	274	60.9	63	74.6	62	43.5
Congo (Leopoldville).....	1,281	68.5	166	73.5	909	55.4
Ghana.....	82	90.2	--	--	39	74.4
Kenya.....	102	113.7	--	--	--	--
Mauritius.....	162	97.5	--	--	--	--
Mozambique.....	25	84.0	19	78.9	--	--
Nigeria.....	763	84.4	--	--	--	--
Portuguese W. Africa.....	39	64.1	7	71.4	3	66.7
Spanish Africa.....	--	--	--	--	72	58.3
Sierra Leone.....	46	73.9	15	80.0	--	--
Western Africa ¹	49	85.7	--	--	--	--
Republic of South Africa.....	30	103.3	--	--	--	--
Total.....	13,726		2,696		1,461	

Country of destination	Black fat		Other	Total	
	Quantity	Price per pound	Quantity	Quantity	Average price per pound
	1,000 pounds	U.S. cents	1,000 pounds	1,000 pounds	U.S. cents
Algeria.....	--	--	18	85	89.4
Canary Islands.....	8	--	528	670	92.2
Libya.....	--	--	--	181	87.8
Morocco.....	--	--	103	395	50.6
Maderia.....	--	--	--	7	128.6
Tunisia.....	--	--	299	508	73.8
UAR (Egypt).....	--	--	--	12,525	68.6
Angola.....	--	--	--	260	79.2
Cameroun.....	260	61.5	--	659	60.8
Congo (Leopoldville).....	--	--	156	2,512	62.8
Ghana.....	823	96.7	--	944	95.2
Kenya.....	--	--	--	102	113.7
Mauritius.....	--	--	--	162	97.5
Mozambique.....	--	--	--	44	81.8
Nigeria.....	1,908	98.4	--	2,671	94.4
Portuguese W. Africa.....	--	--	--	49	65.3
Spanish Africa.....	85	58.8	--	157	58.5
Sierra Leone.....	--	--	--	61	75.4
Western Africa ¹	378	72.2	--	427	73.8
Republic of South Africa.....	--	--	--	30	103.3
Total.....	3,462		1,104	22,449	

¹Mostly to Ivory Coast, Dahomey and Togo.

TABLE 60.-- FRANCE: Exports of cigarettes to Africa, annual 1959-62

Country of destination	1959	1960	1961	1962
	<u>1,000 pounds</u>	<u>1,000 pounds</u>	<u>1,000 pounds</u>	<u>1,000 pounds</u>
Guinea.....	--	--	256	855
Ivory Coast.....	--	263	314	448
Senegal.....	--	275	269	386
Mali.....	708	132	114	88
Upper Volta.....	--	28	53	44
Niger.....	--	47	62	115
Dahomey.....	--	50	43	161
Mauritania.....	--	--	26	--
Togo.....	--	50	36	68
Congo (Brazzaville).....	--	79	62	44
Gabon.....	90	19	19	26
Central Africa Republic.....	--	--	--	22
Cameroun.....	--	18	23	46
Morocco.....	266	161	128	86
Algeria.....	481	622	679	201
Tunisia.....	--	19	24	42
Malagasy.....	394	452	651	397
Reunion.....	76	95	166	143
Total Africa.....	2,015	2,310	2,925	3,172

If the per capita income in middle Africa increased from \$65 to \$130 annually, per capita tobacco consumption would jump from 1.1 pound to 1.9 annually. An increase in South Africa's per capita income from \$430 to \$860 annually would push tobacco consumption from 3 pounds to 4.5 pounds a year. In northern Africa if incomes were doubled, tobacco consumption would jump 50 percent.

As for Africa's producers, Southern Rhodesia could be raising 500 million pounds by 1975--twice as much as now--if farmers and investors remain confident that their assets will remain safe. South Africa, Northern Rhodesia, and Mozambique could also increase production substantially. Since about 96 percent of Southern Rhodesia's tobacco is exported, a crop of 500 million pounds would result in exports exceeding 450 million pounds annually. About 50 million pounds of this may be going to Africa. Northern Rhodesia and Nyasaland may each be shipping 25 million pounds of leaf to other African countries by 1970. Exports to Africa by Rhodesias-Nyasaland and the United States are each likely to range between 40 million and 100 million pounds by 1973.

