

UC-NRLF



\$B 259 190

CARPENTER'S ANGLER.



3/6





THE LIBRARY
OF
THE UNIVERSITY
OF CALIFORNIA

PRESENTED BY
PROF. CHARLES A. KOFOID AND
MRS. PRUDENCE W. KOFOID

London

London plate of Flies

246

3/6



THE ANGLER'S HAND-BOOK.



THE
ANGLER'S ASSISTANT:

COMPRISING

PRACTICAL DIRECTIONS FOR BOTTOM-FISHING,
TROLLING, &c.

WITH AMPLE INSTRUCTIONS FOR THE PREPARATION & USE

OF

TACKLE AND BAITS;

A DESCRIPTIVE ACCOUNT OF THE HABITS
AND HAUNTS OF FISH,

AND

A GEOGRAPHICAL AND ICHTHYOLOGICAL ACCOUNT OF THE
PRINCIPAL RIVERS & STREAMS IN ENGLAND.

BY WILLAM CARPENTER.

“Tis pleasant to see the Fish
Cut with golden oars the silver stream,
And greedily devour the treacherous bait.”
SHAKSPEARE.

LONDON:
GEORGE ROUTLEDGE & CO., FARRINGDON STREET.
1852.

c Sport

Digitized by the Internet Archive
in 2007 with funding from
Microsoft Corporation

TO
CHARLES SEPTIMUS PEET, ESQ.

OF KINGSTON,

WHOSE SKILL AND ENTHUSIASM IN

The Gentle Art

ARE EXCEEDED ONLY BY THE KINDLINESS OF HIS
DISPOSITION

AND THE HEARTINESS OF HIS HOSPITALITY,

THIS VOLUME IS INSCRIBED,

BY ONE WHO HAS WITNESSED NUMEROUS PROOFS OF THE
FORMER,

AND HAS PARTAKEN LARGELY OF THE LATTER.

is confidently hoped, find all necessary information upon the recreative art. And while the Author has given as much instruction as he could give, he has divested it of all ambiguousness and superfluous dilatation. The different descriptions of tackle and of bait appropriate to the several varieties of sport, the best places for resorting to, and the most likely means of averting disappointment in case of accident, are all treated of; while the various rivers of England are traced from their source to their fall, and the multifarious kinds of fish with which they abound are carefully noted. The object has been to render the book at once concise and complete—the young angler's "best companion"—and the more expert angler's acceptable monitor. To several experienced and accomplished anglers, both upon the Thames and the Lea, the author has been indebted for valuable hints; and to some two or three of them for able contributions towards the stock of information he has here brought together. They will receive his best thanks for their kind co-operation, while those who consult his book will partake of the advantages of their long experience and nice observation.

April 3rd, 1848.

C O N T E N T S.

INTRODUCTION.

	PAGE
Antiquity of the Art of Angling—Illustrious persons devoted to it—A rational recreation—Various kinds of Angling .	1

CHAPTER I.

FRESH-WATER FISH.

The physiology and habits of fish—The Salmon—The Grayling—The Trout—The Pike—The Perch—The Carp—The Roach—The Dace—The Barbel—The Chub—The Tench—The Bream—The Bleak—The Gudgeon—The Minnow—The Eel	4
---	---

CHAPTER II.

RIVERS, PONDS, ETC.

Bedfordshire—Berkshire—Buckinghamshire—Cambridgeshire—Cheshire—Cornwall—Cumberland—Derbyshire—Devonshire—Dorsetshire—Durham—Essex—Gloucestershire—Hampshire—Herefordshire—Hertfordshire—Huntingdonshire—Kent—Lancashire—Leicestershire—Lincolnshire—Middlesex—Fishing stations and fishermen on the Thames—Other waters in and about London—Monmouthshire—Norfolk—Northamptonshire—Northumberland—Nottingham—Oxfordshire—Rutlandshire—Shropshire—Somersetshire—Staffordshire—Suffolk—Surrey—Sussex—Warwickshire—Westmoreland—Wiltshire—Worcestershire—Yorkshire	36
---	----

CHAPTER III.

FISHING-TACKLE—ITS PREPARATION AND USE.

	PAGE
Rods and their management—Lines and their preparation— Hooks and their varieties—Floats—Nets, kettles, baskets, &c.—Pocket-book and its contents—Plummets—Baiting- needles, &c.—Preparing and using tackle	72

CHAPTER IV.

OF BAITS, AND THEIR USE.

Worms—How to preserve worms—Other live baits—Pastes— Ground-baits	87
--	----

CHAPTER V.

THE HAUNTS OF FISH.

Peculiar resorts of different fish—Times and Seasons for Angling—The several months—Laws and regulations for taking fish	94
--	----

CHAPTER VI.

PRACTICAL ANGLING.

Trolling—The gorge-bait—Trolling for Pike—Live-baits— Snap-fishing—Mr. Blain on Trolling—Spinning a Minnow —Bottom-fishing:—for Bleak—Minnows—Stickleback— Gudgeons—Roach—Chub—Bream—Tench—Perch—Carp —Ruffe—Barbel—Pike, or Jack—Trout—Grayling—Eels. —Conclusion	102
---	-----

INTRODUCTION.

ANGLING is, as almost everybody knows, the art of taking fish by means of a rod and line, and it has been, as it is now, a favourite amusement, apparently, in all past times. As long since as the time of Isaiah, we read of those who "cast angle in the brooks;" and the practice has been followed, not, as some imagine, by dull, stupid, and insensible persons, but by men of the highest intellect and the greatest sensibility, amongst whom may be mentioned the learned Dr. Whitaker; Dr. Nowell, Dean of St. Paul's, Sir Henry Wotton; Coleridge; Gay; Tobin, author of the *Honey Moon*; Dr. Wollaston; the Hon. Robert Boyle, the great Christian Philosopher; and in more modern times, Sir Humphry Davy, Archdeacon Paley, Sir Walter Scott, Professor Wilson, Sir Francis Chantrey, and the Duke of Roxburgh. These examples may, at least, justify old Isaac's averment—

" Of recreation there is none
So free as fishing is alone;
All other pastimes do no less
Than mind and body both possess;
My hand alone my work can do,
So I can fish and study, too."

As a relaxation from severe or mind-taxing pursuits, angling offers a greater diversity, with a call for less mus-

cular exertion, than any other, while Nature spreads out and around her manifold and exhaustless beauties.

“ The hills and mountains raised from the plains,
 The plains extended level with the ground ;
 The grounds divided into sundry veins,
 The veins enclosed with rivers running round.
 Those rivers making way through nature’s drains,
 With headlong course into the sea profound ;
 The raging sea, beneath the valleys low,
 Where lakes, and rills, and rivulets do flow.

“ The lofty woods, the forests wide and long,
 Adorn’d with leaves and branches fresh and green,
 In whose cool bowers the birds, with many a song,
 To welcome with their choir the summer’s queen ;
 The meadows fair, where Flora’s gifts among
 Are intermixt with verdant grass between ;
 The silver-scaled fish that softly swim
 Within the sweet brook’s crystal watery stream.”

So sang Cotton, in a right worthy vein; and there is no true angler who does not often find himself imbued with the like feeling of admiration and gratitude towards Him who “made the heaven” and “decorated the earth,” and

“ Whilst he looks on these with joyful eye,
 Feels his mind rapt above the starry sky.”

Angling is of various kinds, but it is divided into three principal branches, which include all the rest. These are, *Fly-fishing*, where the angling is at the surface of the water; *Trolling*, or *Spinning*, by which we angle at mid-water; and *Bottom-fishing*, which is angling upon or near the ground. Of the first of these it is not my purpose to treat in these pages, which will be devoted solely to practical directions for the two other species of angling, with such information as may tend to facilitate and promote it.

England possesses numerous rivers, which abound with fish of various kinds, as well as an infinity of well-stocked ponds; and in no part of the world, perhaps, can more diversified sport be had by those who cultivate "the gentle art." Salmon, Trout, Grayling, Pike, Perch, Tench, Carp, Bream, Barbel, Roach, Dace, Chub, Bleak, Gudgeons, Minnows, Eels, and a variety of flat-fish, present a diversity of sport, and also of repast, to reward the skill and patience of the devoted angler, to whom

"Pleasure in sweet succession comes."


The character of the sport is as diversified as the fish. In some cases, great activity and dexterity are required—in others, a patient watchfulness and a quick eye are the chief things demanded.

"————— The angler's art
Changes the scene, and variegates his part,"

so that an accomplished angler may adapt his sport to his temper of mind—lively or sad, contemplative or discursive.

But let us glance at the principal kinds of fish inhabiting our rivers, in order that the young angler may be better prepared to appreciate the nature of the sport he proposes to cultivate, and to distinguish between the several kinds of fish when they are brought under his notice. To a brief description of their characteristics and habits, we may not improperly add some instructions for preparing them as articles of food.





CHAPTER I.

FRESH - WATER FISH.

“OUR plenteous streams a various race supply ;
The bright-eyed perch, with fins of Tyrian dye ;
The silver eel, in shining volumes roll'd ;
The yellow carp, in scales bedripp'd with gold ;
Swift trouts, diversified with crimson stains,
And pikes, the tyrants of the watery plains.”

So sings Pope; and he might have enlarged the catalogue without exhausting the stock. Before I proceed to describe the several species of fish which it is here intended to notice, it may be as well to offer a

few remarks upon fish generally, and to point out those characteristics in their formation with which every angler should make himself familiar, inasmuch as that familiarity will enable him to describe any kind of fish with propriety and accuracy.

Fish are the proper vertebrated inhabitants of the waters, and they form the fourth class of vertebrated animals. They inhabit stratum super stratum, as Cuvier observes—one species near the surface, another near the bottom, and others, again, range through the intermediate depth. There are two distinct series of fishes—fishes, properly so called, or *bony fishes*, and *cartilaginous fishes*. It is with the former of these only that we are here concerned. The body of a fish being of nearly the same specific gravity as the water, it has no weight to bear, and its organs of motion are therefore all adapted to the one purpose of propulsion. Thus, a fish has but little use for extremities, and the parts analogous to legs and arms are, accordingly, very short, terminating in a number of rays, analogous to fingers and toes; and these, covered by membranes, form what are termed fins. The fins answering to arms are called *pectorals*, and those answering to legs, *ventrals*. Besides these, there are often fins on the back, called *dorsal*; behind the vent, called *anal*; and on the extremity of the tail, called *caudal*. The texture of the fins is properly characterized. If the rays consist of single bones, whether stiff or flexible, they are said to be *spinous*; if they consist of a number of jointed pieces, divided at their extremities, they are called *soft* or *articulated*. Some fish have fleshy *cirri*, or beards, as they are termed, which are thought to be organs of touch. The body is generally

covered with scales. A great part of the tongue is bony, and as it is often furnished with teeth, and other hard parts, the sense of taste cannot be very acute. The teeth of fish vary greatly in their position. They are found, as I have said, on the tongue; they are also found on the intermaxillaries, the maxillaries, the lower jaw, the vomer, the palate, the gill-arches, and even on the bones of the pharynx, behind these. Some fish, on the other hand, are almost, if not altogether, toothless. The work of respiration is carried on by the branchiæ, or gills, which consist of arches of bone attached to the *os hyoides*, or bone of the tongue. The water taken in by the mouth passes among the filaments of the gills, and escapes by the gill openings towards the rear. It is probable that this jet of water, thrown backwards from the gill-openings, may assist the progressive motion of the fish, which is chiefly effected by the lateral motion of the tail, which strikes right and left against the water.

The *soft-finned fishes* (MALACOPTERYGII) are classed according to the position of the ventral fins. If these are on the belly, the fishes are *abdominal*, if attached to the shoulder, they are *sub-brachian*, and if wanting, they are *apodal*. The *Cyprinidæ*, or CARP family, stand the first, and include, besides the true carp, the barbel, the gudgeon, the tench, the bream, the roach, the dace, the chub, the bleak, and the minnow. This family of fish have the mouth shallow, the jaws feeble, very often without teeth, and the margin formed by the outer maxillaries; but they have the pharynx strongly toothed. They have few gill rays; the body is scaly; and they have no adipose dorsal. They are the least carnivorous of all fishes. The second family are the

Esocidæ, or PIKE family; the PIKE, properly so called, being the only one known in England. They have no adipose dorsal fin; they are furnished with small pointed teeth in the middle of the upper jaw, where they form two rows; the vomer, the palatal, the pharynx, and the gill arches are roughened with teeth like a card; besides which, they have a row of long, pointed teeth in the sides of the under jaw. They have but one dorsal fin, placed over the anal. The third family are the *Selinidæ*, or SHEATH-FISH family; but as these are not known in this country, a description of them would be out of place. The fourth family are the *Salmonidæ*, the SALMON or TROUT family, including, besides the salmon proper, the trout, the smelt, the grayling, the gurnard, and several other species not known in Great Britain. There are some other orders of these fishes, but we need only mention the *Malacopterygii apoda*, which includes the eel family, all the others being confined to fish not known in our country.

The other class, or *spinous fishes*, are separated into fifteen different families, which are named from some well-known species as the type, or from some marked peculiarity of character which belongs to the whole of the family, and to no other fish. The *Percidæ*, or PERCH family, is the only one necessary to be named here, all the others being sea-fish, or fresh-water fish of foreign countries. This family of fish have the body oblong, covered with hard or rough scales, with the gill lid, or the gill flap, or often both, toothed or spinous in the margin. They are mostly *thoracic*, or have the ventral fins under the pectoral.


To this enumeration of the principal characteristics of our river fish, which has been chiefly selected and

abridged from Cuvier's great work on the animal kingdom, I shall only add, that fishes are oviparous animals, with a double circulation, their respiration being, as already stated, through the medium of their branchiæ, or gills, the filaments of which receive the oxygen of the air contained in the water, on its passage through them, which receives the carbon in return, as in the lungs of an air-breathing animal. The gills of a fish do not decompose water so as to derive oxygen from it, but merely separate the oxygen from the atmospheric air contained in the water. Hence, if water is deprived of this air, or is impregnated with deleterious gases, fish cannot live in it. As little can they bear the return of water entering at the gill-openings, and escaping by the mouth; for if a fish is held so that the water is made to pass in this direction, it is as speedily drowned as if it were an air-breathing animal.

SECT. I. — THE SALMON.

Salmo Salar.

THIS is justly regarded as the king of fresh-water fish, it being placed amongst such fish, because it leaves the sea to deposit its spawn in the rivers. Having done this; it returns to the briny deep, dividing its time pretty well between the salt water and the



fresh. The salmon is so well known to everybody, that to describe its form and appearance would be a work of supererogation. It is not less pleasing to the eye than to the palate.

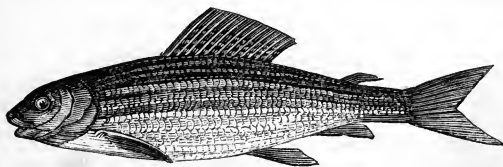
“ High flavour’d salmon, through the world renown’d.”

Large rapid rivers, with pebbly, gravelly, and muddy bottoms, are the especial delight of the salmon, except when feeding, and then it prefers the rough and upper part of gentle streams, and the tails of large ones. It used to be taken in the Thames, but we believe it is now extinct there.

SECT. II.—THE GRAYLING, OR UMBRA.

Salmo Thymallus.

THIS gracefully-shaped fish, which is of the salmon tribe, is in many of its habits and wants similar to the trout. It seldom exceeds eighteen inches in length, and weighs from eight ounces to a pound. Very large ones, however, are occasionally taken in the Trent and the Avon. Some of four or five pounds weight are spoken of; but that is an extraordinary size. The body of the grayling is long and round, a good deal resembling that of the trout; but it has a number of dusky longitudinal bones along its body, from which it is supposed to take its name, grayling—*graylines*.



The back or dorsal fin is very large, and is regularly spotted or waved with dark brown, standing erect, like that of the perch. The head is small and pointed, flattened at the top. The irides are of a golden yellow, and the pupil blue. The teeth are small, incurved, and numerous, but there are none on the tongue. The general colour of the body is a light yellow-brown, beautifully varied with golden, copper, green, and blue reflections, when viewed in different lights, with a few decided dark spots. The head is brown, and all the fins are somewhat darker than the body. The fish appears to become darker by age, and the pectoral fins are reddish about spawning time, with small black spots.

The grayling, though abundant in some streams, is not found in many others, although they may abound with trout. It thrives best in rivers with rocky or gravelly bottoms, and seems to require an alternation of stream and pool. The spawning season is in April or the beginning of May, differing in this respect from the other *Salmonidæ*, which spawn towards the end of the year, in cold weather. The grayling is gregarious; more so than the trout, and less so than the perch.

The grayling is in the finest condition in October and November, and the flavour of some of them is equal to that of trout of the same size. But to be eaten in perfection, it cannot be cooked too soon after it is out of the water.

SECT. III. — THE TROUT.

Salmo Fario.


THE “timorous trout” is a fish highly valued, not less for its agreeableness as an article of food, than for the sport it affords the angler. It is very handsome, both

in form and colour; not unlike the salmon in shape, and weighing from three to twenty-five pounds.

The trout delights in a swift stream, seeking the shallows in summer, and the deeps and still waters in winter. Its favourite haunts, says Mr. Bainbridge, are the junction of two streams—the tails of currents, below bridges, near old ruins, and pieces of rock, where the roots of trees are exposed by the bank having fallen in—and under hollow banks. Large trout, as Sir Humphry Davy remarks, always hide themselves under the same bank, stone, or weed, and come out from their permanent habitations to feed. A favourite place for a large trout, in rivers, is an eddy, behind a rock or stone, where flies and small fishes are carried by the force of the current. And such haunts are rarely unoccupied, for if a fish is taken out of them, its place is soon supplied by another, who quits for it a less convenient situation. The young trout fry may be seen throughout the day, sporting on the shallow gravelly scours of the stream, where the want of sufficient depth of water, or the greater caution of larger and older fish, prevents their appearance. Trout begin to feed in March, and are in season till October or November; but they are finest from the end of May till towards the end of September.

The following description of a trout is taken from a fish twelve inches in length:—The length of the head, compared to that of the head and body, not including the caudal rays of the tail, was as one to four; the depth of the body rather more than the length of the head. The tail was but slightly forked, and growing slowly up to square, in old fish, or even very slightly convex. The form of the head blunt; the eye large; the irides silvery, with a touch

of pink ; the lower jaw the longest, but shut within the upper jaw when the mouth is closed; the teeth numerous, strong, and curving inwards, extending along the whole length of the vomer; the colour of the back and upper part of the sides made up of numerous dark reddish-brown spots, on a yellow-brown ground; eleven or twelve bright red spots along the lateral line, with a few other red spots above and below the line ; the lower part of the sides, golden yellow ; belly and under surface, silvery white—the spots on the sides being liable to great variation in number, size, and colour; dorsal fin and tail, light brown, with numerous darker brown spots; the pectoral, ventral, and anal fins uniform pale orange-brown.



The trout is a voracious fish, and destroys multitudes of minnows and other small fish. But though a voracious feeder, and hence affording excellent diversion to the experienced angler, it is so cautious and vigilant, that great skill, as well as patience, is necessary to ensure success. Even after it is hooked, it calls for able management, in order to land it safely.

“ —————Should you lure
From his dark haunt, beneath the tangled roots
Of pendant trees, the monarch of the brook,
Behove you then to ply your finest art.”

As trout are seldom taken of a very large size in England, they are usually fried; “and, to our poor

thinking," says a writer in the *Sporting Magazine*, "they never eat so well cooked in any other manner."

"Do not wash them, but rub them dry after cleansing them; anoint the fish with the best salad oil, fold them in paper, and lay them on the gridiron at a respectable distance from the fire, which should be charcoal or wood ashes. While they are passing this culinary ordeal, burn about a quarter of a pound of fresh butter in a well-tinned saucepan; when we say burn, we mean melt the butter (alone) until it ceases to hiss and fizz, and the creamy froth subsides; the butter will then be of a fine gold colour; add about a spoonful and a half or two spoonfuls of French vinegar, three or four eschalottes, or (Anglice) shalots, with pepper and salt to taste. This is the most relishing accompaniment extant; and if the reader does not lick his fingers, and invoke a blessing on our bald pate for this hint, there is no gratitude extant."

Stodart gives the following *Simple Receipt for Cooking Trout*.—"Kindle a fire of dry wood; take your fish when just out of the water, fill his mouth with salt, roll him up in two or three folds of an old newspaper, twisting the ends well together, immerse all in the water, until the paper has become thoroughly saturated; then lay the fish among the embers of your fire. When the paper presents a well-charred appearance, the trout is properly done, and will prove a savoury and acceptable morsel. The fish must not be cut open and cleaned. During the firing process, the intestines and other impurities will draw together, and not in the slightest degree injure the flavour of the trout."

On the Continent, where the trout are much larger, they are cooked in a variety of ways, of which the following are the principal :—

Boiled.—When the fish has been cleaned and gutted, put it into boiling water, made pretty salt, and boil it fast for fifteen or twenty minutes. Serve it with melted butter.

Collared.—When they have been well cleaned, split them down the back, and remove the bone ; then dry them well in a cloth, season with black pepper, salt, and a little mace pounded ; roll them up, and pack them close in a dish, pour over them some vinegar, with two or three bay leaves and some whole pepper. Bake them in an oven for an hour, covering the dish with buttered paper.

Fried.—When well cleaned, dredge them with flour, and wet them well over with yolk of egg well beaten ; then cover with grated breadcrumbs, and fry to a good colour. Serve them with melted butter and lemon pickle.

Italianized.—Put a large trout, or two middle-sized ones, into a stew-pan ; cover them with two carrots and four onions, sliced, some parsley, two bay leaves, a little thyme, two or three cloves, and salt and pepper ; add two bottles of common red French wine, and boil for three-quarters of an hour ; then pass all the gravy through a sieve, and having melted in another sauce-pan about a quarter of a pound of butter, mixed with two table spoonsful of flour, add, by degrees, the strained sauce, stirring over a brisk fire until it has become well united and thick. Put the fish into a dish, pour the sauce over it, and serve.

Stewed.—Put into a pan some crumb of bread, with a little butter, some parsley, chalots chopped very fine, pepper, salt, two or three cloves, a little nutmeg grated, a glass of French white wine, and about the same

quantity of good gravy ; let it boil until it becomes thick ; put the fish, which has been scaled, cleaned, and cut into slices, into another vessel, with a little stock, salt, pepper, and the juice of a lemon, and let it boil till the liquor is quite reduced; then dish up the fish, pouring over it the sauce, and serve.

SECT. IV.—THE PIKE.

Esox Lucius.

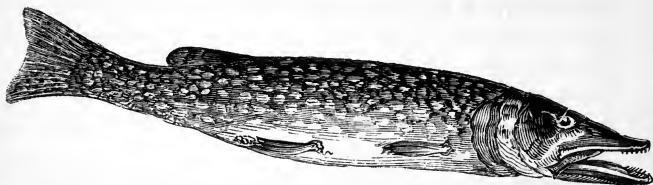
THIS fish, which is called a *Jack* when under three pounds weight, is ill-looking, and is characterized by inordinate fierceness and voracity.

“Pike, fell tyrant of the liquid plain,
With ravenous waste devours his fellow train.”

And it is not at all nice in its selection of food. Not only fish and frogs, water-rats and young ducks, but, when they are upon the feed, almost anything that comes in their way is seized upon and gorged. Mr. Pennant speaks of a pike which was choked in an attempt to swallow a large fish of its own species.

The body of the pike is long, and is cased with small, hard scales. When in season,—that is, from July to November,—it is covered with a mucous or slimy substance. The head is flattish, the under jaw something longer than the upper one, the mouth wide, and the lower jaw is set round with large crooked canine teeth. The back and upper part of the sides are of a greenish golden hue, and the belly is of a dusky white. The eyes are bright yellow, and sunk low in the sockets. The pike spawns in the month of March, and after it

has fully recovered, the body is spotted with a beautiful white and yellowish colour. The tail is forked, and, with the fins, is spotted and marked with wavy lines. The younger the fish is, the greener it appears.



The pike varies greatly in size—from three pounds to even fifty pounds. This, however, is an extraordinary size, although it has been affirmed that the pike will live for three hundred years, and become one hundred and fifty pounds in weight.

This fish loves a still, shady, unfrequented water, with a sandy, clayey, or chalky bottom. From May to October it is found amongst the flags, bulrushes, and water-docks; and from March till the end of May, in back waters that have a direct communication with the main stream. As winter approaches, it retires into the deeps, under clay-banks, bushes, stumps or roots of trees, piles of bridges, flood-gates, &c. The pike is a bold biter, and yields good sport.—

“The pike’s my joy, of all the scaly shoal.”

But it affords more satisfaction to the angler than to the gastronomer. Its flesh is dry, and, when large, is strong and unpalatable.

The pike is in season, as we have said, from July to

November, and may be cooked in any of the following ways :—

Boiled.—Wash the fish clean, and take out the gills ; make a stuffing of grated bread-crumbs, butter, a few oysters, and a little parsley chopped very fine, some onions, pepper, salt, some fine herbs rubbed to powder, binding the whole with an egg ; fill the inside and the gills with this stuffing, and sew the fish up. Put it on in boiling salt and water, with a little vinegar in it, and boil for half-an-hour or so, according to size. Serve it up with oyster-sauce.

Roasted.—When the fish has been well cleaned and scaled, take out the inside, and fill it with a stuffing made of crumb of bread, a little butter, pepper, salt, grated nutmeg, and lemon peel, with an egg to bind it. Roast it in a Dutch-oven, and baste it well with butter. Serve it up with lobster-sauce.

Stewed.—Put the fish into a stewpan, with two or three anchovies, a bit of larded rump-steak, some pickled cucumbers, two or three carrots sliced, salt, and pepper, and a few truffles. Put as much French white wine as will cover the fish, and stew it gently for an hour or so.

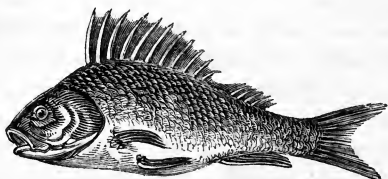
A l'Allemande.—Clean and scrape a large pike, and cut it into small pieces ; rub them over with yolk of egg, cover them with bread crumbs, and fry of a good colour ; rub a little butter on a dish that will stand fire, put into it a layer of sour kroust, which has been previously boiled, and some grated cheese ; then a layer of the fish, and a little sour cream, then another layer of sour kroust, and so on, till the dish is full. Put some pieces of butter on the top, with some good gravy, strew bread crumbs over it, and bake for half an hour.

A la Chambord.—After having gutted the fish, fill the body with carp roes; lard one side of the fish, and cook it in a fish-kettle, with French white wine, pepper, salt, thyme, bay-leaf, cloves, and slices of onions. When the fish is cooked, garnish it with boiled sweet-bread and river craw-fish, and serve with Spanish sauce.

SECT. V. — THE PERCH.

Perca Fluvialis.

WHEN upwards of a pound in weight, the perch is a noble-looking fish. It is a bold one, moreover, and affords much diversion to the angler. In shape, the perch is thick and broad, high at the upper end of the back—"hog-backed." The head is small, and the mouth large. The dorsal fin is strong and spinous, and the back and sides are thickly covered with small scales. The teeth are in the jaws, and on the roof of the mouth; the edges of the covering to the gills are serrated, and on the lower edge of the largest is a sharp spine.



The colours of the perch are beautiful. The back, and part of the sides, are of a deep green, marked with broad black bars, pointing downwards. The belly is of a dusky white, tinged with red; the ventral fins are

of a rich scarlet; the anal fins, and the tail—which is forked—are of the same colour, but a little paler.

Perch, unlike most other voracious fish, swim in shoals. They are fond of swift, clear rivers, with pebbly or gravelly bottoms, as also those having sandy and clayey soils. They prefer water moderately deep, and frequent holes adjacent to gentle streams, where there is an eddy; or the hollows under banks, and amongst weeds and roots of trees, piles of bridges, &c. They abound most in deep, dark, sluggish rivers. They are seldom taken of a very large size in this country, although one of 9lbs. weight is said to have been once caught in the Serpentine. The general size of what is considered a good perch is from ten to sixteen ounces. The perch is very tenacious of life, and has been known to live for many hours after taken out of the water, packed in dry straw.

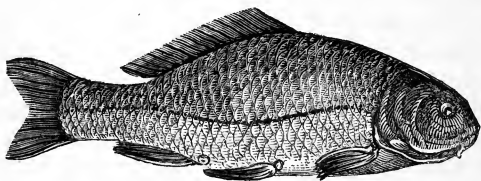
This fish is in season from June to November, but is in finest condition in June and July. Its flesh is very agreeable, being firm, easy of digestion, and wholesome, except the liver, which should not be eaten. The largest and fattest fish are accounted the finest, but they are not so digestible as the smaller ones. They may be cooked in a variety of ways, according to the directions given for the cooking of Carp, which see.

SECT. VI. — THE CARP.

Cyprinus Carpio.

THIS fish is not fond of a rapid stream, but of a still, deep water, with a marly or clayey bottom, especially if there be green weeds about. In form, it is a bold,

though not a handsome fish. The body is wide, the head short, and the scales large, and regularly covering the entire body like fine netting. The colour, when the fish is full grown, is dusky olive-green above, and yellowish below; the fins are large, and have strong spines; the tail is broad, and a little forked, and of a reddish black colour. From the upper lip, near the corner of the mouth, grow two yellow appendages, forming a sort of dropping mustachio.



The carp has no teeth, but the lack of them is supplied by a triangular bone in the palate, and two other bones in the throat. It is the least carnivorous of fish, feeding chiefly on seeds, the roots of plants, and, as some think, mud and sludge. Carp have been caught in the Thames weighing 13lbs., but the usual size is from 3lbs. to 9lbs. or 10lbs.

The flesh of the river carp is much finer than that of the pond carp. It is wholesome, and if taken out of good water, is of an agreeable flavour, especially if it be not too fat. It is finest in March, May, and June, and may be prepared in a variety of ways,—*ex gr.*

Broiled.—Scale a large carp, crimp it, and put it in a dish with chopped parsley, chibols, salt, pepper, and oil; when it has lain in this about an hour, so as to

have acquired a flavour, broil it over a brisk fire, and serve it with caper sauce.

Fried.—Split the fish by the back, flour it, as also the roe, and fry it quickly in good lard or oil. *Fried carp's roes* make a savoury dish, to prepare which let the roes be thoroughly cleaned, and having boiled some water, with a little vinegar and salt, put them into it, and simmer them for two or three minutes; take them out, let them drain very dry, and dip them in a light batter; fry them of a good colour, and serve them up with fried parsley.

German mode.—Cut a carp into pieces, and put it into a saucepan, with salt, pepper, and some spice, a few slices of onion, and one or two bottles of beer, so as to cover it; stew this over a brisk fire, until about half-a-pint only of the liquor remains, and serve it with its sauce.

Stewed.—Put into a saucepan equal quantities of French or Port wine and water; add a little mace, some fine herbs, some young onions, whole pepper, and salt, and a little scraped horse-radish; put in the carp, cover the saucepan, and let it boil very gently for at least an hour; take out the carp, and drain them, and into another saucepan put a pint of wine, two chopped anchovies, an onion, a little lemon-juice, a quarter of a pound of butter rubbed in flour, a little cream, and half a pint of the liquid in which the carp were first boiled; boil these together for a few minutes, then add the yolks of two eggs mixed with cream, and the juice of half a lemon; after this, put the fish upon a dish, and pour the sauce over them, quite hot.—To *stew roes of carp*, simmer for some time, over a slow fire, some

butter, champignons, a slice of ham, the juice of a lemon, and a bunch of sweet herbs; then add a little flour, the roes of the carp, and a little good stock; boil for a quarter of an hour, seasoning with pepper and salt; when done, thicken the sauce with the yolks of two or three eggs, a little cream, and chopped parsley.

Soused.—Put the carp into a fish-kettle, and pour over a sufficient quantity of vinegar, made boiling hot, to cover it; let the fish simmer for an hour or more, according to their size, in the vinegar; then serve upon a dish covered with a cloth, and garnished with parsley, without any of the liquid. Carp dressed in this way, however, are generally eaten cold.


Matelote.—Cut the carp into slices, and put them into a saucepan with a few river craw-fish, adding peeled young onions which have been previously scalded, and a few mushrooms, chopped up; pour under it a little roux, made of flour and butter, moistened with stock; add some fine herbs, red wine, salt, pepper, and a little butter, and cook over a brisk fire; garnish the dish with slices of bread, cut in the form of a heart, and fried in butter. Eels are generally added in making this matelote. The quantity of wine should be sufficient to form, when cooked, enough liquid to prevent the fish being dry, but it should not be in excess.

SECT. VII. — THE ROACH.

Cyprinus Rutilus.

THIS is a broad but handsome fish, its breadth being about a third of its length. The head is long for the breadth of the body, the eyes large, and of a red

colour. The back is of a dusky colour, sometimes of a bluish cast; the belly pale. About the gills it is of a gold colour, and the mouth is round, and without teeth. The tail is forked, and, with the fins, is of a red colour.



Pond roach, which are not so good as river roach, however, have been known to exceed four pounds in weight, but they usually run from eight ounces or nine ounces to two pounds. The best size for eating is about half a pound in weight.

Roach prefer gravelly, sandy, or slimy marl bottoms, under a deep gentle running stream. In summer they will be found in shallows, near the tails of fords, under the shade of trees, &c. In winter, they resort to eddies and deep holes. They spawn about the middle of May, and recover their strength in about a month's time. About London, roach fishing is best about the month of August.

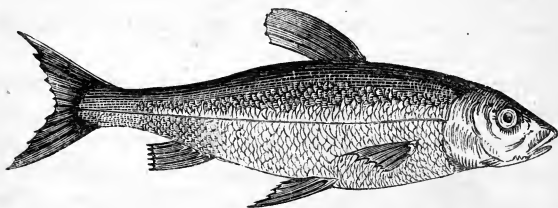
Roach make a nice dish, if broiled over a slow fire, after having had some flour thrown over them; as they become brown, they should be cut, just skin deep, from head to tail. When fully done, the skin should be

stripped off, and the belly being opened, the inside be taken out, it being better to take it out than before cooking.

SECT. VIII. — THE DACE.

Cyprinus Lensiscus.

THIS handsome fish is a favourite with anglers, although but little praised as an article of food, the flesh being insipid and the bones troublesome. The body is long, the head small, and the irides of a pale yellow colour. The scales are smaller than those of the roach; the back is of a dusky colour, varied with a cast of yellowish green; the sides and belly silvery. The fins are sometimes of a pale red hue, and the tail much forked. The dace is seldom above ten inches in length, although we have heard of them being taken eighteen inches in length.



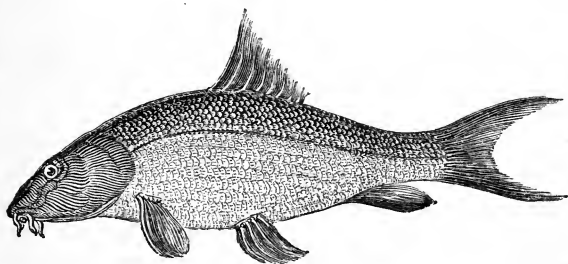
Dace are a lively fish, and go in shoals, their haunts being deep waters, near the piles of bridges, where the stream is gentle, and has a gravelly, sandy, or clayey bottom. They are found in almost all rivers, and swim swiftly, like a dart — whence its name, *dace*, or *dart*. They spawn in February and March, and

are good in April or May, although in the highest perfection from September till the latter end of February.

SECT. IX. — THE BARBEL.

Cyprinus Barbus.

THIS fish belongs to the carp species, and though a coarse and dry description of food, it is highly prized by the angler, for the sport it affords. Its shape is very fine, and, taken altogether, is a handsome fish. The body is long, thick, and full, the head oblong, and the snout sharp. The back is of an olive-brownish colour, and the belly silvery, the back and sides being covered with small black spots. The mouth is underhung, and from the lower jaw depend four fleshy barbs or wattels, whence the fish derives its name—*barb-el*. The back or dorsal fin has a sharp, strong ray, apparently for the purposes of defence, as has also the upper part of the tail. The fins are of a pale red colour. In size, the barbel varies from nine or ten



inches to a foot and a half in length; and in weight, from one pound to seven or eight. It is said that some have been taken weighing from 18lbs. to 20lbs.

The barbel frequents the weedy and deep parts of a river, being partial to feeding upon the gravel, against a rising ground, which it roots about with its nose like a hog. In summer, barbel are found in strong currents, under bridges, near weirs, among piles, under mossy weeds, and in other protected places. They cannot well endure cold, and are in winter sick and languid. In the summer they are strong and lively, and are much coveted, for the sport they afford, by all who delight in piscatorial achievements.

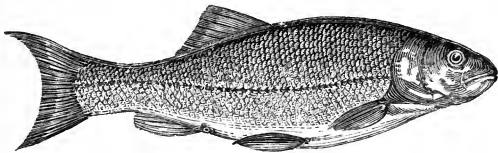
As an article of food, the barbel is not in high esteem. The flesh is soft, dry, and insipid. The spawn is very unwholesome, and should never be eaten. The usual method of cooking the fish is to stuff it with veal-stuffing, and then bake or roast it, serving it with rich gravy. Another mode of cooking it is to cut the flesh off the bones into tolerable-sized pieces, and, after washing and drying them, to cover them with yolk of egg and crumbs of bread, as you do soles, and then fry them. They thus form a good dish.

SECT. X. — THE CHUB.

Cyprinus Cephalus.

THIS fish takes its name from the form of its head. Everybody knows what a chub-face is—a large, flat face. The chub is of the carp species, and affords the angler considerable sport. It is larger than the carp, and has a larger and flatter head than the dace. Altogether, it is a bold and rather handsome-looking fish, until it attains to the weight of 3lbs. or so, after which it becomes less symmetrical. Its body is oblong,

rather round, and of pretty equal thickness in the greater part of the slope; the scales are large, the head and back of a deep dusky green, the sides silvery in winter and yellowish in summer; the belly is white, and the tail of a brownish hue, tinged with blue at the end, and forked; the pectoral fins are of a pale yellow, and the ventral and anal fins red.



The chub spawns in May, and is in the best condition in the spring, while full of spawn. Chub generally swim in droves, and keep to one spot, especially if there be plenty of wood. It is mostly found in holes, and under the shade of trees.

The flesh of the chub is white, soft, and insipid, and therefore is not much esteemed.


SECT. XI. — THE TENCH.

Cyprinus Tinca.

THIS is another fish of the carp species, and, in some waters, it attains to the enormous weight of 18lbs. or 20lbs.; but it is generally much smaller than that—about 5lbs. or 6lbs. It is a short, thick, roundish fish, sometimes nearly as broad as it is long. It is not very handsome, therefore. The fins and tail are large, and of a purple violet colour; the scales are small and close,

and of a greenish gold colour. The back is dusky, and the dorsal and ventral fins of the same colour, those of the male being much larger than those of the female; the head, sides, and belly are of a greenish cast, beautifully mixed with gold; the eyes are large, and of a gold colour; the body is covered with a slimy substance, which has the reputation of possessing great healing properties. From this circumstance the tench has obtained the name of "the physician," and is said to enjoy protection against the voracity of even the pike.

"For when by wounds distrest, or sore disease,
He courts the salutary fish for ease;
Close to his scales the kind physician glides,
And sweats a healing balsam from his sides."



The tench spawns at the latter end of June, or the beginning of July, and is in season from the beginning of September to the end of May. It is fond of standing waters and ponds, and the still parts of rivers, and is so fond of the mud as to be almost constantly at the bottom of a river in which it is to be found.

The flesh of the tench, though agreeable enough in flavour, is not very nutritive, and is said to be hard of

digestion with most persons. It may be dressed in the manner of carp, or in any of the following ways.

Broiled.—Scale and clean the fish, then broil on the gridiron, wrapped in buttered paper; serve with melted butter, or any other sauce.

Fried.—Draw and wash the fish well, then wipe it very dry, cut it open down the back, season with salt, and fry of a good colour in boiling oil or lard; serve with anchovy, or any other relishing sauce.

Fricaseed.—Dip the fish for a minute or two in boiling water; then take it out, and take off the skin, beginning at the side of the head; then gut and wash it, cut it into pieces, and fricasee it in the same manner as you would do a chicken.

Tench en Marinade.—Scale and clean as above, and lay them in a dish, with some sweet oil, parsley, green onions, and chalots, chopped fine, a bunch of fine herbs, salt, and pepper. When they have thoroughly imbibed the flavour of this seasoning, place them between two sheets of writing-paper, well buttered, covering them with the seasoning, and broil them on a slow fire; serve without the paper, pouring over them some good sauce made hot.

Tench à la Poulette.—Prepare the fish as for broiling, and dress precisely as for eels à la Poulette.


SECT. XII. — THE BREAM.

Cyprinus Brama.

THIS fish, being fond of quiet water, is found either in ponds, or in those parts of a river which most resemble the water of a pond, with a muddy or clayey bottom.

Bream are gregarious, and swim in herds of forty or fifty brace.

In form, the bream is broad and flat, with a small head, smooth at the top, a sharp snout, large eyes, and forked tail, of a dull purple colour, as are also the fins. The scales are something like those of the carp, but the fish is lighter in colour.



The bream is not generally of a large size, the weight running from 2lbs. to 4lbs. although they have been taken of a much greater weight. It spawns in May, and is in the highest season in March and April, though it eats well enough in September.

The bream affords the angler good sport, being a strong fish, and not at all disposed to yield, while it has a chance of getting away from the hook.

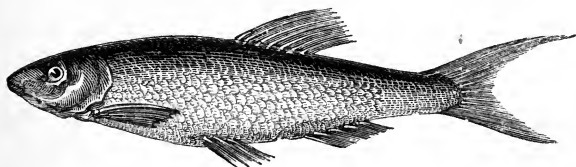
“ Surpris’d, amazed,
He glitters in the sun, and struggling, pants
For liberty, till in the purer air
He breathes no more !”

The flesh of the bream is not very highly prized, but it may be rendered an agreeable dish, if pickled like the salmon. It is usually stuffed, as carp or tench. The choice parts are the head and belly.

SECT. XIII. — THE BLEAK.

Cyprinus Alburnus.

THIS is a small, but handsome fish, of the carp species, though seldom attaining to the length of six inches. In form it much resembles a sprat. The eyes are large, and the inside of the mouth resembles that of the carp. The back is of a bright green colour, and the sides of a brilliant silvery hue, the body being covered with thin scales, which easily come off. They spawn about the middle of March, but very soon recover their strength.




The bleak is found in most of our rivers, and its flesh is pleasant and nutritious.

SECT. XIV. — THE GUDGEON.

Cyprinus Gobio.

THIS beautiful little fish, which is found weighing from three ounces to six ounces, abounds in most of our rivers, and is a favourite article of food, its flesh being agreeable, nutritious, and wholesome. In form, the gudgeon is long, and rounder than most other fish, its length sometimes reaching to eight or nine inches. The body is smooth, and is covered with very small

scales, the back is of a dusky dark colour, and the belly of a dusky white ; the dorsal fin and tail are of a light brown, waved or spotted with a darker brown, and from the mouth hang two wattles, like those of the carp.



The gudgeon prefers a sandy or gravelly bottom, gentle streams, and small rivers. It is a gregarious fish, and herds in hundreds together. The Thames, the sea, the New River, and the canals in the neighbourhood of London abound with them. In cold weather they lie close together in the warmest and deepest parts, which they do not leave till spring. They spawn two or three times during the year, and are in season from March till October.


The only proper method of dressing gudgeons is frying them, and that should be done in a large quantity of lard, after having dipped them in batter, or well floured them.

SECT. XV. — THE MINNOW.

Cyprinus Phoxinus.

THIS fish is chiefly taken to furnish a bait for trout, pike, perch, and salmon. It is the smallest of the carp species, seldom exceeding three inches in length. It

is a handsome fish, both in shape and colour; the back is dark, the sides are of a golden hue, and the belly is white.

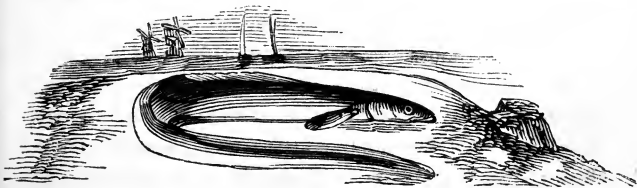


They are sometimes covered with red spots, and variegated with blue and yellow. They differ in colour, however, in different waters. They may be taken at any time, from March to October. They eat well, if dressed after the manner of white-bait.

SECT. XVI. — THE EEL.

Anguilla vulgaris.

THIS forms a singular family in the order of bony fishes. In appearance, it is wholly unlike those already described. It is lengthened in form like a serpent, and has a thick and soft skin, with the scales almost invisible, and but few bones. The ventral fins are never found in it. The body, being moistened all over with a mucous liquor, is very slippery, and difficult to retain in the grasp.



In the spring and summer, when the water is low, the eels will be found skulking in holes in the banks, not far from the surface; or between planks, stones, or other objects that will afford shelter. In winter, they coil themselves up, and lie together in large numbers in a torpid state, buried in the mud and sand.

Eels form a nutritious article of food, although the larger sort are difficult of digestion, in consequence of the quantity of oil contained in them. Some of this may be got rid of, however, by boiling the eel gently for some time, during which the oil rises to the surface of the water. This, no doubt, destroys some of the richness of the fish, but persons having weak stomachs should submit to that as the lesser evil of the two. Eels may be cooked in a variety of ways. The following are the most approved:—

Stewed.—Having skinned and cleaned the fish, and cut them into pieces of about three inches in length, take an onion, a little thyme and parsley, two or three bay-leaves, some pepper, a pint of good gravy, half a pint of vinegar, and four anchovies bruised in a mortar; and put the whole, with a pint of port wine, or French red wine, into a stew-pan, and let them boil for about ten minutes. Then take out the fish, and let the same continue boiling until it is considerably reduced. Thicken it with a little flour, previously rubbed smooth in a little cold water. Put the eels in again, and let them boil until they are found to be tender.

Boiled.—Choose the smaller description of eels, and when they are skinned and well cleaned, cut off the heads, and put the fish into boiling salt and water, adding a little vinegar. Parsley and butter is generally served with them.


Fried.—Having properly cleaned the fish, cut them

into pieces three inches in length, scoring them across in two or three places, without separating them; dust them with flour, and fry them in boiling lard till they become of a good brown colour. To vary the dish, the eels may be dipped in batter, and sprinkled with finely-grated bread-crumbs. Serve with melted butter.

Spitchcock.—Choose some large eels, and having skinned and cleaned them, cut them into pieces three or four inches long, sprinkle them with pepper and salt, beat up an egg, and dip them into it, afterwards covering them with a mixture of bread-crumbs, chopped parsley, and pepper and salt. This having been done, broil or fry, as preferred. They may be eaten with either melted-butter, parsley and butter, or mustard-sauce.

Potted.—Having skinned, cleaned, and boned the eels, cover them well with pepper, salt, and a little cayenne, and let them lie for a few hours; then cut them into small pieces, and bake them, closely packed in a dish, with a paste over them, to prevent any of the flavour from escaping; remove the paste when quite cold, and cover the eels to the thickness of an inch with clarified butter.





CHAPTER II.

RIVERS, PONDS, ETC.

“ ————The river, in whose ample wave
The little naiads love to sport at large ;
About the dubious point, where, with the pool,
Is mixed the trembling stream ; or where it boils
Around the stone, or from the hollow'd bank
Reverted, plays in undulated flow.”

WE have described the principal varieties of fish which promise the English angler good sport, and the house-

wife an agreeable dish. It now becomes necessary to point out the principal places in which they are to be found, either in the finest condition or in the greatest abundance. The most convenient order of doing this—that is, for the purposes of reference—will be to range them under the heads of the several counties, so that in whatever locality a person may happen to be, he may, if he wishes for a day's angling, have the means at hand of obtaining a direction to the most promising water.

I. — BEDFORDSHIRE.

THE *Ouse*, which takes its rise in Oxfordshire, flows on to Buckingham, and thence to Bedford, whence it passes on to Huntingdon and Ely, dividing the county of Beds into two pretty equal parts, and falls into the sea at Lynn, in Norfolk, produces a variety of pike, perch, cray-fish, eels, &c., and being generally a sluggish stream, affords fine sport in trolling.

II. — BERKSHIRE.

THE *Isis*, which rises on the confines of Gloucestershire, south-west of Cirencester, passes on to Lechdale, and receiving the *Charwell*, near Oxford, continues its course by Abingdon, falls into the *Thame* at Dorchester. The united stream, called the *Thames*, continues its course by Wallingford, Henley, Reading, Marlow, Eton, Windsor, Hampton, Kingston, Teddington, Richmond, Kew, and Brentford, to London. On its way through Berkshire it receives the waters of the

Kennet and the *Loddon*, and some good fishing may be had in most parts of all of them, fine trout being taken especially near Newbery, Speenham Lands, and Hungerford in the *Kennet*.

III. — BUCKINGHAMSHIRE.

THE *Ouse*, which rises in Oxfordshire, and almost completely surrounds the town of Buckingham, flows onward to Bedford, Huntingdon, and Ely, and falls into the sea at Lynn, is well stored with pike, jack, perch, &c. The *Colne*, which rises in Hertfordshire, and divides Middlesex from Buckinghamshire, falling into the Thames at Staines, is deservedly a favourite river with anglers. It has an abundance of jack, trout, perch, chub, roach, dace, eels, &c. The *Thames*, which flows through the south-western portion of the county, and the *Wick*, which proceeds from the interior, and flows through Lord Carrington's grounds, near High Wycombe, produce a variety of good fish, including fine trout.

IV. — CAMBRIDGESHIRE.

THE *Cam*, which runs by the town of Cambridge, to which it gives its name, forms a junction with the *Ouse* at Stretham, and under the latter name flows onward to Downham, in Norfolk, affords, in various parts, some fine fishing. Both above and below Cambridge, in particular, there is good trolling for pike, and angling for perch, pike, carp, &c. There are also some fine lakes famous for their tench.

V. — CHESHIRE.

THE *Mersey*, the *Dee*, and the *Wever*—all fine rivers—as also the lakes *Combermere* and *Bagmere*, and the pools *Ridley-Pool*, *Petty-Pool*, &c., abound with trout, perch, tench, carp, eels, &c., with the important addition in the rivers, of salmon and salmon-trout.

VI. — CORNWALL.

IN this county there are the *Camel*, the *Fal*, the *Fowey*, the *Looe*, and the *Tamar*, the latter being a considerable river, dividing the counties of Cornwall and Devon, and creating, with its tributaries, the *Tavy* and the *Plym*, the large body of water forming Plymouth Sound. All these rivers abound with excellent fish, the *Tamar* having more and finer salmon than any other river in the west of England.

VII. — CUMBERLAND.

THE *Eden*, which, after a junction with the *Eske*, forms the Great Firth of Solway, the *Eamont*, the *Irthing*, the *Petterell*, the *Derwent*, to which appertains the magnificent *Lake of Keswick*, the *Caldew*, the *Irt*, and the *Dudden*, besides a multitude of *Lakes*, or *Meres*, all abundantly supplied with fish, render this county distinguished for angling. The *Derwent* and the *Eden*, especially, produce excellent salmon and trout. The charr is found in England only in *Winander*

Mere and *Ulleswater*, we believe. It is also found in *Llyn Quellyn*, near the foot of Snowden, and *Loch Inch*, in Scotland.

VIII. — DERBYSHIRE.

THE *Trent*, by which this county is bounded on the south, and which receives, in its progress to the *Humber*, the *Blythe*, the *Tame*, the *Soar*, the *Derwent*, the *Dove*, and the *Erwash*, is second to no river in England, excepting, perhaps, the *Thames*, and is well stocked with jack, carp, barbel, chub, perch, roach, bream, flounders, eels, &c. The *Dove*, which rises near the three shire-stones, passes on to Ashburn, and from thence runs on and falls into the *Trent*. Every angler is, of course, familiar with Cotton's beautiful description of this river:—

“ Thy murmurs, Dove,—
 Pleasing to lovers, or man fall'n in love,—
 With thy bright beauties of fair blue eyes,
 Which wound like a Parthian, while the shooter flies.
 Of all fair Thetis' daughters, none so bright,
 So pleasant to the taste,—none to the sight—
 None yields the gentle angler such delight!”

The *Derwent*, which, springing from the mountainous district of the Peak, nearly on the borders of Yorkshire, and flowing through a wild and romantic country, receiving the waters of several small torrents, joins the *Wye*, and loses itself in the *Trent*, forms in its course the principal ornament in the superb domain of Chatsworth. These rivers, with their various tributaries, produce excellent fish, particularly graylings. The *Lathkil*, which rises in the hills, and joins the

Bradford at the foot of the *Tor*, is famous for the quantity and colour of its trout, though none but personal friends are allowed to fish in it. The *Charnet* is also a good stream for trout and grayling. The *Blythe*, too, abounds with these fish, and is a capital river for spinning the minnow. In addition to these rivers, so famous in the remembrance of anglers, Derbyshire boasts of rivulets and brooks abounding in fish, particularly trout—the best, perhaps, in England.

IX. — DEVONSHIRE.

THE *Tamar*, which has been mentioned as dividing this county from Cornwall, passes Launceston, Saltash, and Plymouth Dock, and falls into Plymouth Sound. The *Plym* rises on the east side of Dartmoor, and, inclining to the south-west, forms a large basin beneath the old town of Plymouth. The *Yealme*, *Erme*, and *Aren*, all running south-west, through small rivers, have each a considerable estuary. The pleasant spot and Inn of Ivy Bridge are on the banks of the *Erme*, which is there a mountain torrent. The *Dart*, however, is the chief of all the rivers produced by the rocky range of Dartmoor, in the centre of the county. It is a stream of great rapidity, flowing through the rich plains of the southern part of the county, receiving the tide a little below its last bridge at Totness, and falling by Kings Weare and Dartmouth into the sea. The *Ex* rises in the wild hills of Exmoor, in the western corner of Somersetshire, runs to Tiverton, and thence on to Exeter, receiving in its progress the *Loman*, the *Creedy*, and the *Culm*. The *Otter*, the *Syd*, the *Axe*,

the *Teign*, the *Taw*, the *Torr ridge*, the *Moule*, and the *Okement*, are, some of them, considerable rivers, and, with those previously mentioned, abound with salmon, trout, and other varieties of fine fish. The *Otter* is noted for its abundance of that amphibious animal, as also for its trout and salmon-peal.

X. — DORSETSHIRE.

THE *Charr*, the *Eype*, and the *Wey* all descend from the Dorsetshire Downs, the latter being celebrated for its bathing-place, formed by the united towns of Melcomb Regis and Weymouth. The *Stoure*, which has its source in six streams, at Stourton, in Wiltshire, winds through Gillingham, and round the hill on which Shaftesbury stands, whence it runs to Sturminster, and thence in a south-easterly direction, falling into the sea, opposite to the Isle of Wight, after being joined by the *Allen*, the *Blackwater*, and the *Avon*. The *Froome*, however, is the most considerable river of this county, rising in the vast tract of downs which divides it from Somersetshire, flowing on to Dorchester, fed by the various streams from the south downs, and then, meeting the *Piddle* from the north, turns eastward to Waneham, and forms the great expanse of water known as Poole Harbour. The *Stoure* is noted for the fine quality of its tench and eels. All the rivers offer a fine variety of pike, trout, perch, &c.

XI. — DURHAM.

THE *Tees*, which divides this county from Yorkshire, and receives the *Greta* from thence, possesses few

other fish than salmon, except in its deep pits, in which there are some trout. The *Weare*, which finds its source in the same wild range of moors as the *Tees*, but far to the north, flows below the park of Bishop's Auckland, where it receives the *Gaunless*, and washing the rock, upon the heights of which stand the walls of the cathedral and castle of Durham, falls into the sea near the port of Sunderland. Besides these rivers, there are the *Derwent*, the *Laden-Hude*, the *Lune*, the *Skern*, and the *Tyne*. All these waters contain salmon, the largest salmon-trout, all the varieties of trout, in fine condition, and most other fresh-water fish.

XII. — ESSEX.

THE *Blackwater*, which rises near Saffron-Walden, runs through Bocking and Coggeshall, and thence nearly southward to Walden, whence it flows into the sea, after forming a considerable estuary; the *Chelmer*, which rises near Thaxted, and pursues nearly a parallel course with the *Blackwater* as far as Chelmsford, whence it takes a turn towards the east, and joins it; the *Colne*, which rises on the borders of Suffolk, and runs through Halsted, and from thence to Colchester, emptying itself into a creek of the sea between Nasey Island and the main; and the *Stour*, which rises at Sturmer, on the borders of Cambridgeshire, and passing through Sudbury, Manningtree, and Mistley, is joined by the *Brett*, near Nayland, divides the county from Suffolk at Harwich, and meeting the *Orwell* at Ipswich, falls into the sea, beneath the batteries of Languard Fort, on the Suffolk shore—are all fine rivers,

and produce pike, carp, perch, tench, eels, &c., but very few salmon or trout. At Sturmer, the pike and tench are remarkably fine.

But the most noted river of this county is the *Lea*, which, taking its rise in Leagrave Marsh, Beds, and flowing on to Blackwall and Limehouse, divides Essex from Middlesex. It abounds with pike, jack, carp, perch, chub, dace, bleak, gudgeons, eels, &c., although it cannot boast of an abundance of trout. It has a large number of preserves, or subscription waters, and is regarded as constituting a sort of finishing school for anglers.

“ Oh ! pleasant are the green banks of the Lea,
 And pleasant are its waters, silver sweet;
 It thirsteth me, on May-day morns, to be
 Clad in an angler’s simple garments meet,
 Treading with gentle Isaac’s spirit—there,
 By the pike’s hollow lair;
 And near the shallow, where the minnow twinkles
 His little tail, and wrinkles
 The restless waters, and beside the place
 Where darts the dace.”

At Bromley, Stratford, and West Ham, fine roach, dace, and flounders are taken in the mill-pools and waters around. The *White-House* subscription water was once the favourite resort of the old school of anglers, and it is near that spot that Horace Smith introduces us to Isaac Walton, in his admirable novel of “*Brambletye House*.”

“ The cold Lea misseth thee, and seemeth now,
 To flow with memory’s wrinkles on its brow ;
 The steep of Tottenham feels thine antique loss,
 And sadness gloometh upon Waltham’s cross.
 The pike rush boldly by—
 Thou art not nigh !

Large yellow barbel at the bottom lie,
 And gaze upon the bait without a sigh!
 The armed perch starts its red fins, and cares
 Nought for the minnow, or the brandling snares;
 Sport comes not with the day—
 Thou art away!"

The following description of the fisheries on this favourite river may be acceptable:—

Going from London, the first place is the Lea Bridge and White House fisheries, both of which are now kept and rented by James and Robert Beresford. The White House is situate in the marshes, near Homerton, from whence the fishing extends to the Horse and Groom, Lea Bridge, about two miles of very good water, and within an hour's walk, or a sixpenny ride, of the city. The terms of subscription are 10s. 6d. a year each, or 20s. for both waters. They also find lockers for tackle at a few shillings a year rent, and provide all kinds of refreshments, of the best quality, and at a reasonable rate. Above this, for some little distance, the river is free. Then comes Tottenham and Hew's water, formerly called Bannister's—then the Blue House, or Ford's, and what was formerly Cook's Ferry, at the end of Water Lane, Edmonton, but now kept by Mr. B. Wicks. There is very good fishing here, and excellent refreshments, with accommodation for parties of anglers, and beds, if required. A mile or so further, and a continuation of Wicks' water, we find Mrs. Bulling's, where is also very good fishing, and occasionally good trout and carp. We now come to the Pike and Anchor, near Ponder's End, where excellent refreshment may be had, and where every attention is paid by the proprietor, Mr. Keid. Continuing up the river to Waltham, we come to the

Government waters, to angle in which requires permission from the Board of Ordnance. To increase the stock of fish, or for some other purpose, these waters have been closed against anglers for three years, which are now nearly expired. They abound with pike, chub, roach, &c. From the Government water to King's Weir is, I believe, a private subscription water. From King's Weir to Carthaginia Weir is over two miles of excellent fishing, rented by Messrs. T. and G. Want. They reside at the Crown, Brox Bridge; they provide every kind of bait for their subscribers; and at their house, in a plain way, every real angler may thoroughly enjoy himself, as he can have refreshments of the best kind, at the shortest notice, a good, clean bed, after his day's sport, and a large and beautiful garden to stroll in, when so disposed. Above Want's, or, as it is called, the Broxborne fishery, is the Eel and Pike, or Page's water, where also is good fishing and refreshments. The next house of note is Teale's, better known as the Rye House, at which the proprietors, Mr. and Mrs. Teale, omit no pains to make their friends comfortable. It is delightfully situated, and the waters abound with fish. Any person staying at the house, besides having every comfort, is allowed to fish in the waters without charge; and I know of no more delightful place to spend a few days at; and as several of the Hertford trains stop close by the House, its approach is very convenient. All the trains stay at Broxborne, also. The subscription is one guinea per annum. These are the chief fisheries on the Lea, and I would advise all anglers to give every one of them a trial.

XIII. — GLOUCESTERSHIRE.

THE *Severn* rises in Montgomeryshire, and, running on through parts of Shropshire, Staffordshire, and Worcestershire, enters this county about two miles above Tewkesbury. Soon after reaching the city of Gloucester, it divides itself into two streams, which soon re-uniting, constitutes a considerable river, and after joining the *Wye* and the *Lower Avon*, assumes the name of the British Channel. Its waters are so rapid and so muddy, however, that it has no great variety of fish, although it is well stocked with salmon and lampreys. The *Isis*, the *Wye*, the *Upper Avon*, the *Chelt*, the *Stroud*, the *Cam*, and the *Little Avon*, all produce a variety of fish, some of which are very fine.

XIV. — HAMPSHIRE.

THE *Avon*, which enters this county at Charford, runs on to Salisbury, on one side of which city it is joined by the *Willey*, the *Deverell*, and the *Nadder*, and on the other by the *Bourne*, and thence pursues a southerly direction, until it is joined by the *Stour* at Christ Church, where it falls into the sea. The *Alne* and the *Itchen*, which rise near Alresford, and unite near that town, flow southward, till they fall, as one river, into Southampton Bay; besides which there are the *Anton* and the *Test*, which contribute, with the streams just mentioned, to form the *Southampton-River* and the *Wey*, which, rising in this county, runs into Surrey. In many parts of all these rivers there is good angling for salmon, salmon-trout, trout, mullet, and a variety of other fish.

XV. — HEREFORDSHIRE.

THE *Wye* runs through Hereford, Ross, &c., into Gloucestershire; the *Lug* runs easterly from Radnor to Leominster, where it receives the *Oney*, the *Endwell*, and the *Arrow*, and then falls into the *Wye*, below Hereford; the *Frome* and the *Loden* flow southerly, until they unite near Stratton, and soon after reach the *Wye*, as do also the *Monow*, which is a compound of several small rivulets, as well as of the *Doyer*, which flows from the Golden Vale; and the *Trothy*, which, flowing from the interior of Monmouthshire, falls into the *Wye* below Monmouth. These are all capital rivers for angling in. They abound with salmon, salmon-trout, grayling, trout, and almost every other kind of fish. The salmon of the *Wye* are always in season.

XVI. — HERTFORDSHIRE.

THE *Lea*, the *Colne*, and the *New River* are the chief rivers of this county, but it has a large number of smaller streams, most of which, with the larger ones, abound with trout, pike, carp, bream, tench, perch, gudgeons, roach, &c. The trout are particularly good near *Ware*.

XVII. — HUNTINGDONSHIRE.

THE *Ouse*, which enters this county at St. Neot's, and passes out of it near St. Ives, and the *Nerr*, or *Nine*, which rises in two branches on the north and south of

Daventry, and flows, with a winding course, from Wandesford, round the north-west and northern borders of the county, produce good pike, perch, eels, and plenty of other fish, in addition to the rud, or furicale, which is found in the *Nen*. There are also many *meres*, or *lakes*, as *Whittlesea*, *Ramsey*, *Brich*, *Ugg*, *Benwick*, &c., which contain very large pike, bream, perch, tench, and eels.

XVIII.—KENT.

THE *Medway*, which rises in Sussex, and enters this county near Penshurst, receives many tributary streams from the Weald, crosses the county by Maidstone and Rochester, below which it forms the Chatham Dock, and afterwards falls into the mouth of the Thames, between the Isles of Sheppey and Grain. Near Westerham, nine springs take their rise, and uniting at a short distance from the river *Dart*, which runs through Dartford, discharge themselves into the *Thames*, not far from Long Reach. The *Stour*, which rises in the Weald, flows by Canterbury, and empties itself into the sea below Sandwich—the *Rother*, which flows from Sussex, forms, for some short distance, the limit between the two counties, and then falls into the sea at Rye—the *Tunn*, which runs into the *Medway*, near Tunbridge, and one or two other streams, all contain some excellent fish, the *Stour*, especially, containing some good trout.

XIX.—LANCASHIRE.

THE *Mersey*, which runs between this county and Cheshire, receives the *Tame* and several smaller

streams above Stockport, and after uniting with the *Irwell* and the *Bollin*, runs by Warrington, and forms the magnificent port of Liverpool. The *Mersey* is annually visited by shoals of smelts, of an extraordinary size and flavour. The *Wyre*, which rises in the moors dividing Yorkshire and Lancashire, and flowing to Garstang, forms its estuary near Poulton, abounds with trout, chub, and gudgeons, and in the spring with smelts. The *Kent* and the *Lune*, both of which rise in the moors of Westmoreland, and form considerable rivers in this county, afford fine salmon, trout, and other fish; as does also the *Ribble*, which enters the county from Yorkshire, and forms one of the largest rivers of the north of England. The *Irk*, near Manchester, is famous for the largest and finest eels in Great Britain.

XX.—LEICESTERSHIRE.

THE *Soar*, which rises in the western part of this county, and after receiving the *Wreke*, falls into the *Trent*, where Leicestershire, Derbyshire, and Nottinghamshire unite—the *Avon*, which flows into Warwickshire—the *Anker*, the *Welland*, and the *Swift*, all afford good fishing, especially in those parts most remote from the several towns by which they run.

XXI.—LINCOLNSHIRE.

THE *Trent*, which passes the western borders of this county, by Littleborough and Grimsby, falls into the *Humber*; the *Welland*, which finds its source in a

range of hills between Lutterworth and Harborough, and divides this county from Leicestershire, Rutland, and Northamptonshire, sinks into the fens below Deeping, and reaching the port of Spalding, falls into the ocean; the *Witham*, which rises about ten miles north of Stamford, runs by Grantham to Lincoln, is met by the *Bain*, flows on to Boston, after getting a communication with the *Trent*, by means of a canal seven miles in length, and falls into the Fosdyke Wash; the *Ancham*, or *Ancholme*, a small river rising in the Wolds, and navigable from Glandford Bridge to the *Humber*; with the *Glean*, from Bourne, which joins the *Welland* in the fens, all afford some good fishing, for salmon, trout, perch, pike, tench, &c. The *Ancham* is particularly celebrated for its eels, and the *Witham* for its pike.

“Ancham eel, and Witham pike,
In all England is none like.”

XXII.—MIDDLESEX.

ONE of the great features of the metropolitan county is “the noble Thames”—

“Thames, most loved of all the Ocean’s sons
By his old sire,”

for the honour of whose parentage two streams contend—both rising from the southern slopes of the Cotswold hills, but some sixteen miles apart. The source of one of them is known as *Thames-head*, that of the other as *Seven Springs*, or the *Churn*. *Thames-head* is about three miles south-west of Cirencester, and within sight of the Tetbury-road station of the Great Western and

Gloucester Railway. It lies in a hollow, close to a bridge over the *Thames* and *Severn Canal*, known as *Thames-head Bridge*. The *Churn*, near its head, is separated into two branches—the one, which is rather the longer of the two, and which some affirm to be the true head, rises at Ullen Farm, about a mile west of *Seven Springs*, the source of the other. Both rise near the foot of Leckhampton Hill, about three miles south of Cheltenham, and, uniting about a mile distant from their respective sources, flow onward as one mighty river, between Berks and Bucks, Middlesex and Surrey, Essex and Kent, receiving the waters of numerous tributaries on their way, and falling into the German Ocean, off the two last-named counties. This river is scarcely less famous for the number and variety of its fish than for its romantic beauty and its mighty commerce; and I shall now proceed to describe the principal places that are chiefly resorted to for angling, without confining myself within the limits of any particular county.

In the angler's map of the river Thames, compiled by Nethercliff, Henley is the most distant place given, and from that point I shall take my start.

From Henley to Staines, then, which includes Hambledon, Medmendham, Marlow, Cookham, Maidenhead, and Datchet, the river abounds with excellent trout, pike, barbel, perch, roach, chub, and almost all the smaller fish. The best barbel-fishing will be found in the Greenland deeps, the Bisham deeps, in the deeps below Cookham ferry, the deeps off Taplow, at Amerton Bank, Monkey Island, and the Staines deeps, which extend two hundred yards from the bridge eastward. The best gudgeon-fishing

is generally to be met with on the towing-path side of the river.

Staines is the limit of the Lord Mayor's jurisdiction over the river, the fish of which, not less than the navigation, are, from here to Yantlett Creek, below Gravesend, under his conservancy, and are protected by laws and regulations which will be noticed in their proper place. From Staines down to Chertsey deeps, the angler may find some tolerable sport. There are some good barbel to be taken at Penton Hook, about 150 yards from the guard piles, westward; as also at the ferry, between there and Laleham.

CHERTSEY DEEPS abound with barbel, roach, perch, bleak, dace, &c., and sometimes a decent trout is to be had. There are two or three good houses in the neighbourhood, where a boat and a fisherman may be hired; but some good angling is to be had from the banks.

At SHEPPERTON the deeps are well stored with fish, and from here down to the ferry there is some good bank fishing to be had; as also from the ferry to Walton-bridge, especially for perch. The new deep, at Shepperton, contains plenty of fine barbel, chub, roach, dace, &c.; and in the dead water, off Oatland's park, there are jack, perch, &c., especially in the spring.

From WALTON to HAMPTON, passing by SUNBURY, there are many good swims for perch, roach, chub, barbel, &c., with a tolerable supply of trout and jack. Near the weir, at Moulsey, good trout are taken; and the deeps at Hampton are celebrated for their trout, barbel, roach, perch, dace, and chub. The Hampton Court water gallery affords plenty of perch and roach, and a few trout of a very fine description.

THAMES DITTON is opposite to Hampton, on the

Surrey side of the river, and is now easily reached by the South-western Railway. The Swan here, which stands close upon the side of the river, is a house well known, and much used by anglers. Punts and fishermen may be obtained here; and the punt-men will be found very respectable, civil, and intelligent, and knowing every spot where a fish is to be found. Some fine barbel, and particularly fine gudgeons, may be taken here, as well as roach, perch, dace, and chub, with sometimes a jack and a trout.

KINGSTON, from DITTON to the bridge, is a favourite resort of anglers, and many fine fish are taken here, particularly barbel, roach, perch, dace, chub, and gudgeons. From KINGSTON to RICHMOND, including TEDDINGTON and TWICKENHAM, there is some good fishing, especially in TEDDINGTON MEADOWS; and punts and fishermen, with tackle, &c., are always to be had. In the winter and the spring there is good fishing from the banks. In the DEEPS off TWICKENHAM, there is some capital roach and dace fishing.

RICHMOND and KEW afford some good swims, in which barbel, roach, dace, &c., are taken. From RICHMOND to ISLEWORTH there is good perch fishing. Excepting when the tide is flowing, roach and dace may be taken almost all the way from RICHMOND BRIDGE to KEW BRIDGE, by angling off the towing path. At PUTNEY BRIDGE, alongside of the piles, from about two hours before low water, some large roach may be taken, but the constant passing and repassing of steamers greatly interferes with the angler's sport.

The legislature, for the purpose of preserving the fish in the Thames, has prohibited angling during March, April, and May; and an association of the

lovers of the art, known as the Thames Angling Preservation Society, has done good service by the exertions they have made to ensure the observance of the law, and to render the waters of the Thames as rife of sport as may be. The last report made by the committee of the Society congratulated all the lovers of angling upon the society's success in effectually carrying out its projects. Illegal fishing in the Thames was stated to be all but abolished; and the result was an increase in the quantity and quality of all kinds of fish in the river. During the previous year, six, and last year only three, convictions took place. That was attributed, as the report properly stated, to the indefatigable attention of the water-bailiffs, who most satisfactorily discharged their arduous and occasionally dangerous duties, whilst at the same time they avoided giving to the offenders the slightest pretext to complain of either irritation or oppression. In consequence of such conduct on the part of their officers, several netmen, and others who used illegal nets, had abandoned poaching, and either adopted a different mode of living, or expressed a desire to follow the legitimate system of fishing, if they received assistance from the anglers visiting the river. The report also stated, that the City authorities having determined to erect a weir or bay at Penton Hook, near Latcham, the committee presented a memorial to the Lord Mayor and corporation, praying that they would declare it a preserve, and that they would consolidate and extend the preserves at Chertsey, Sunbury, and Hampton, with which prayer the Lord Mayor and Common Council complied, and the society ordered those and the other preserves to be staked, and that boats should be sunk at them.

Accordingly 1100 stakes were planted, and eleven boats were sunk in proper directions.

The following are the tracts of waters that have been given to the society, as preserves, by the corporation of London:—

	YARDS.
<i>Penton Hook.</i> —Fresh water to be preserved. From the head piles at the west end of Penton Hook, round the Hook to the east end of the lock.....	1150
<i>At Chertsey.</i> —From the end of the present preserve, which begins at the weir, and runs east, to the commencement of the preserve, which begins eighty yards from the westward of the bridge.....	105
<i>At Sunbury.</i> —From the east of the 100 yards running from the weir eastward to join the preserve, commencing at the church and running eastward.....	218
Also from the east end of the preserve, commencing at the church to the pile of the breakwater.....	225
<i>At Hampton.</i> —From the east end of the present preserve to the Tumbling Bay.....	350
Total... ..	2048

From which are to be deducted 150 yards given up by the Society.

Gudgeon fishing, in the Thames, commences in June, and continues through July. Barbel fishing is finest from the beginning of August till the end of November; and roach fishing from Michaelmas to Christmas.

It should be borne in mind, that when the air is cold, the wind up, the water rough, and the weather wet, it is in vain to angle in the Thames.

FISHING STATIONS AND FISHERMEN ON THE THAMES.

The following list of houses of accommodation and of

punt-men from Henley to Richmond is corrected from Nethercliff's map :

HENLEY	{ Catherine Wheel, } Red Lion, Angel }	Woodley, Hubert, Cook, Vaughan.
MEDMENDHAM ...	Ship	The Brothers Johnson
MARLOW	{ Complete Angler, } George & Dragon }	Rousewell, and the Brothers Creswell.
COOKHAM	King's Arms	J. Wilder & Middleton
MAIDENHEAD.....	Orkney Arms	S. Wilder & Andrews.
ETON	George Inn	The Brothers Hall.
DATCHET	Angel and Crown	Newman and Aslin.
STAINES	Bush, Angel, Swan	{ Fletcher, and Gold- hawk and Son.
LALEHAM	Horse Shoes	{ The Harris's and Gal- loway.
CHERTSEY	The Cricketers ...	{ The Brothers Upjohn and Howard.
WEYBRIDGE	{ Ship, Queen's Head, } Lincoln Arms }	Keene and Son, and Harris.
SHEPPERTON	Anchor	{ The Brothers Perdue and Sons.
HALLIFORD	The Ship	{ Perdue, Jun., and Rousewell.
WALTON	{ Duke's Head, Crown } Rogerson's }	{ The Brothers Roger- son and Wheatley.
SUNBURY.....	{ Flower Pot, Magpie } New Inn }	{ Goddard, Barrenger, Westbrook, & Fulkes.
HAMPTON	The Bell, Red Lion	{ The Brothers Mil- bourne and Bell.
HAMPTON COURT	{ The Mitre, The } Castle }	{ Tagg, Wisdom, Rock- ingham, Davis.
THAMES DITTON	The Swan	{ H. & W. Tagg & Sons, and W. Rogerson.
KINGSTON	{ The Jolly Anglers } The Crown }	Clarke.
TEDDINGTON	{ The Oak, and } Kemp's House }	{ The Brothers Kemp, and Dear.
TWICKENHAM ...	{ Eel Pie House, on } the Ait }	Coxen.
RICHMOND	{ King's Head, White } Cross, Pigeons }	New, Plate, Brown.

THE DISTANCES BY WATER BETWEEN THE BRIDGES
FROM RICHMOND TO HENLEY.*

Richmond Bridge.									
4.3	Kingston.								
8.3	4.0	Hampton Court.							
12.1	7.6	3.6	Walton.						
16.3	12.0	8.0	4.2	Chertsey.					
20.6	16.3	12.3	8.5	4.3	Staines.				
27.2	23.0	19.0	15.2	11.0	6.4	Datchet.			
29.2	24.7	20.7	17.1	12.7	8.4	2.0	Windsor.		
35.6	31.3	27.3	23.5	19.3	15.0	13.0	6.4	Maidenhead.	
43.5	39.2	35.2	31.4	27.2	22.7	20.7	14.3	7.7	Marlow.
51.5	47.2	43.2	39.4	35.2	30.7	28.7	22.2	15.7	8.0 Henley.

OTHER WATERS IN AND ABOUT LONDON.

The *New River* is a favourite haunt for young cockney anglers, and it has a variety of fine fish in it, as roach, dace, chub, bleak, minnows, gudgeons, and eels.

The *River Lea* has been described under Essex.

The *Surrey-Canal Dock*, at Rotherhithe, is a subscription water, at a guinea a-year, or a shilling a-day. It is well stocked with jack, perch, roach, bream, &c.

The *Commercial Dock*, also at Rotherhithe, has a

* In miles and furlongs.

good collection of similar fish. The directors give annual admission-tickets.

The *Camberwell Canal* has some jack, as well as roach, perch, &c.

The *Paddington Canal* contains jack, roach, perch, chub, &c.

The *East and West India Docks* sometimes yield fine perch, roach, bream, carp, and tench.

The *Serpentine* contains carp, tench, roach, perch, dace, &c., but it is not a favourable place to angle in. Permission must be had from the Ranger.

XXIII.—MONMOUTHSHIRE.

THE *Uske*, which rises in the mountains that divide Breconshire from Carmarthenshire, enters the county a little above Abergavenny, and winding to the town and castle of Uske, where it is joined by a small stream from the north-west, meets the tide a little before its approach to Caerleon, and thence flows onward to Newport, and falls into the Bristol Channel; the *Elwy* and *Sorwy*, which rise in the mountainous track towards the north-west, after uniting, pass through Tredegar Park and the marshes below it, and join the *Uske* at its mouth; the *Wye*, which parts the county from Gloucestershire, and runs by the town of Monmouth, and unites with the *Severn* below Chepstow; and the *Monow*, which divides the county from Herefordshire, and, running on the other side of Monmouth, joins the *Wye*—are the chief rivers of this county. They afford excellent sport, abounding with salmon, trout, salmon-trout, and grayling.

XXIV.—NORFOLK.

THE *Yare*, which rises near Attleborough, flows onward to Norwich and Yarmouth, receiving in its way the *Wensum*, the *Tase*, the *Waveney*, and the *Bure*, and after uniting with the *Thyrn*, which rises near Holt, and forms a lake on its way from North Walsham, discharges itself into the German Ocean; and the *Ouse*, which divides the county from Suffolk and Cambridgeshire, and after receiving the *Little Ouse*, empties itself into the Lynn Deep—both produce fine fish of almost every kind, as do also their tributary streams. Their perch are remarkably fine, and the *Yare* abounds with the ruffe. The shallow lakes formed by these rivers in many parts of their course, and here called *Broads*, are stocked with very large pike, tench, perch, eels, and bream.

XXV.—NORTHAMPTONSHIRE.

THE *Nyne*, the *Leam*, and the *Cherwell* rise very near to each other, in the neighbourhood of Daventry; the first-mentioned, taking a north-easterly direction, runs onward to Northampton and Peterborough, and thence into the Cambridgeshire fens; while the two last-named flow westward, and after uniting, divide the county from Oxfordshire. The *Ouse*, too, runs through some part of the county, as does the *Welland*, and both of them, as well as the other rivers, furnish a good supply of salmon, pike, perch, tench, smelts, lampreys, &c. The *Cherwell* produces the rud also.

XXVI.—NORTHUMBERLAND.

THE *Tyne*, one branch of which enters this county from Cumberland, and after receiving the east and west *Alon*, joins the other branch, which rises at a place called Tynehead, flows onward to Newcastle, and discharges itself into the German Ocean, under the walls of Tynemouth Castle, after having received, on its way, the *Shele* and the *Read*, the *Blythe* and the *Wensbeck*, which flow nearly eastward from the centre of the county to the sea, the *Coquet*, which rises near the eastern border of Roxburghshire, and flowing south-east, falls into the sea at Warkworth; the *Derwent*, which rises in the Durham moors, and reaches the *Tyne* a little above Newcastle; the *Alne* and the *Till*, the former of which, rising north of the *Coquet*, flows past Alnwick Castle, and meets the sea at the port of Alemouth; while the latter rises a little south of the Cheviot Hills, and running first east, and then winding about to the northward, falls into the *Tweed* below Arnhill; and the *Tiviot* and the *Tweed*, the boundary rivers between England and Scotland, all abound with fish, some of them of a very superior description. A vast quantity of salmon is caught and pickled at Berwick.

XXVII.—NOTTINGHAM.

THE *Trent*, which enters the county at the southwest point, where it joins the *Erwash*, and passing on in a north-easterly direction, enters Lincolnshire, and falls into the *Humber*; the *Idle*, which rises in Sherwood Forest, and after passing through the parks of

Welbeck, Clumber, and Thoresby, meets the *Trent* at the entrance of the Isle of Axholme, are the chief rivers of Notts, and they afford some good fishing. The *Trent* is especially famous, producing some salmon and grayling, as well as trout, pike, perch, &c.

XXVIII.—OXFORDSHIRE.

THE *Thames*, the *Isis*, the *Cherwell*, and the *Windrush*, are the chief rivers of this county. The *Isis* flows in a north-easterly direction to Oxford, receiving in its way the *Windrush* and the *Evenlode*, as also a smaller stream, which forms the great lake in Woodstock Park ; at Oxford, it divides itself into various small channels, which soon after re-unite, and a little below the meads of Christchurch, the *Cherwell* joins it, and flowing through Magdalen Bridge, flows on to Abingdon, and thence to Dorchester, where being joined by the *Thame*, which descends from the central parts of Bucks, helps to form the unrivalled *Thames*. In all these rivers there are good trout, pike, perch, &c., and the rod is plentiful where the *Cherwell* and the *Isis* join.

XXIX.—RUTLANDSHIRE.

THIS county has but one river running through it—i. e., the *Wash*; but the *Welland* washes it on the south, and the *Chater* on the south-east ; and there are many inconsiderable streams in the interior. Pike, perch, and other fish are found in most of them.

XXX.—SHROPSHIRE.

THE *Severn* enters this county at its confluence with the *Wirnew*, and runs through it from west to south-east, being joined by the *Teme* near Worcester. The *Wevel* rises in the county, and runs north to Cheshire. The *Tern* rises in Staffordshire, and empties itself into the *Severn* about four miles below Shrewsbury. The *Clun* rises not far from Bishop's Castle, and joins the *Teme* near Ludlow, whence it flows on to Tenbury, having received the *Corve* on its way. These are the principal rivers of Shropshire. The *Severn* affords fine salmon, salmon-trout, pike, trout, perch, grayling, ruff, salmon fry, and graylings, or Sampsons, as they are called in the county. The *Teme* abounds with grayling and trout. The *Wevel* is famous for its perch, and the *Clun* waters for trout, and in the winter for barren trout. *Lee Brook*, two miles from Wem, produces good pike, perch, eels, &c.; and in *Meel Brook* there are trout, carp, ruff, and other fish. The eels are particularly fine.

XXXI.—SOMERSETSHIRE.

THE *Axe*, which rises on the western side of the Mendip hills, after passing the small town of Axebidge, winds through a tract of marshes, and falls into the Bristol Channel. The *Yaw* rises on the eastern side of the Mendip hills, and flows in a north-westerly direction to the Bristol Channel, passing the town of Wrington, celebrated as the birthplace of the famous John Locke. The *Avon*, which enters the

county four or five miles south-east of Bath, and is the boundary between Somerset and Gloucestershire, passing by Bristol, runs into the mouth of the *Severn*, and terminates in the Bristol Channel. The *Brent* runs from east to west, passing by the noble remains of Glastonbury Abbey, below which it becomes a large lake, and then runs into the *Parrett*, which rises in the most southerly part of the county, bordering on Dorsetshire, and forms a junction with the *Thorne* near the centre of the county, and after receiving the *Yeo* and the *Ivel*, passes by Bridgwater, and forms a bay in the Bristol Channel. The *Brue*, which rises in Selwood Forest, on the skirt of Wiltshire, meets the Bristol Channel near the mouth of the *Parrett*, in the Bay of Bridgwater. The *Frome* rises in the grounds of the Marquis of Bath, at Longleat. These are all good rivers for angling in, the trout fishing just above Bath being especially good.

XXXII.—STAFFORDSHIRE.

THE *Trent*, which takes its rise from three springs between Congleton and Deep, after being swelled by the *Sow* and *Eccleshall Water*, runs in a south-easterly direction into Derbyshire, which it enters just after its junction with the *Dove*, which also rising in the moorlands, divides Staffordshire and Derbyshire, to the point where it meets the Trent, having received from the north the *Manifold*, the *Churnett*, and several other streams. The *Sow* rises a few miles westward of Newcastle-under-Line, and passing by Stafford, runs parallel with the Trent, and at only a short distance from it, until they join below that town, previous to reaching which it

receives the *Penk*, from Penkridge. The *Stour* runs through the western angle of the county, in its course to meet the *Severn*, in Worcestershire. The *Tame* rises in the Hundred of Sersden, where being joined with *Walsall Water*, it passes into Warwickshire, and re-entering this county at Drayton Bassett, runs by Tamworth, and being increased by the *Black Brook* and other streams, falls into the *Trent*. In addition to these rivers and streams, Staffordshire has several meres, pools, and lakes of large size, which, with its rivers, abound with various kinds of fish. The trout and grayling of the *Trent* are particularly fine.

XXXIII. — SUFFOLK.

THE *Lesser Ouse* rises on the north side of the county, and for some distance divides it from Norfolk. The *Waveny* also rises in the north, and flows on not far from the *Ouse*, running north-east, and forming two streams after it passes Beccles, one of which runs eastward, towards Lowestoff, near to which it forms *Lake Lothing*, while the other flows northward, and joins the *Yare* near Yarmouth. The *Orwell*, or *Gipping*, rises in the centre of the county, and flowing south-east to Ipswich, and thence onward, meets the *Stour* opposite to Harwich, that river flowing across the county from Sturmer, a place not far from Haverhill, to Sudbury and Maningtree, where the tide meets it, and being joined by the *Brett*, near Neyland, and dividing the county from Suffolk at Harwich, and meeting, as we have said, the *Orwell* from Ipswich, falls into the sea beneath the batteries of

Languard Fort. The *Ald*, the *Deben*, the *Blyth*, the *Larke*, and the *Brett* also flow through this county, and, with the rivers already noticed, abound with fish, some of them very fine, including cray-fish.

XXXIV.—SURREY.

THE *Thames* we have noticed under Middlesex. The other chief rivers of this county are the *Mole*, which rises just within the borders of Sussex, and after disappearing and re-appearing several times, flows onward past Leatherhead and Cobham, and falls into the Thames at Moulsey, opposite to Hampton Court; the *Wey*, which, rising in a double stream in Hampshire, flows on by Farnham, Godalming, and Guilford, and reaches the Thames a little below Weybridge; and the *Wandle*, which, rising at Carshalton, and being joined by other springs from Croydon and Beddington, runs by Mitcham and Merton, and falls into the Thames at Wandsworth.

These rivers are well supplied with fish. About Leatherhead, the *Mole* has plenty of small trout and large dace, with a few chub, besides jack, roach, and perch. Lower down, towards Moulsey, there are plenty of deep swims, where are abundance of jack, roach, dace, chub, pope, bream, perch, eels, &c. A portion of the river near Moulsey is preserved for angling, and is open to subscribers.

The *Wey* has some very fine jack, chub, perch, and eels, as well as large bream, roach, dace, and pope.

The *Wandle* abounds with fine trout and eels, from its source down to Mitcham, and in that part of it which

runs through Sir John Lubbock's park there are some fine trout. The dace are very fine in this river, and extremely large.

XXXV.—SUSSEX.

THE *Arun* and the *Adur* both rise in St. Leonard's Forest, near Horsham, the one discharging itself into the sea two or three miles below Arundel, and the other at Shoreham. The *Ouse* and the *Cockmare* rise in the Weald, and uniting near Lewes, discharge themselves into the sea at Newhaven. The *Rother*, which rises in Kent, is joined by the *Breke* below Winchelsea, and making an angle to the south, a few miles to the north of Rye, falls into the great basin east of the port, and forms Rye Haven. These, with the *Lavant* which runs by Chichester, are the principal rivers of Sussex, and they have their fair share of various fish, which will seldom fail in giving the angler a good day's sport.

XXXVI.—WARWICKSHIRE.

THE *Avon*, which, rising in Leicestershire, enters the county a little above Rugby, and passing Warwick, Stratford, and Bedford, runs into Worcestershire; the *Tame*, which comes from Staffordshire, passes into this county at Wolford Bridge, and receives several currents, amongst which are the *Auker* and the *Blythe*; the *Arrow*, which rises in Worcestershire, and joins the *Avon* near Bedford; and the *Leam*, which rises in the east, and joins the *Avon* near Warwick, are the principal rivers of this county, and they have plenty

of fish. The *Blythe* and the *Tame* are especially noted for their bream.

XXXVII. — WESTMORELAND.

THE *Lader*, or *Lowther*, flows from the lake known as *Broadwater*. *Winander Mere* is in the mountains in the southern part of the county, and produces the scarce fish, the charr. In the *Ken*, a little below Kendal, the salmon-trout are very fine; and in the *Eden*, the *Lune*, and the *Ken*, as well as in several other streams and waters, there is an abundance of trout and other fish.

XXXVIII. — WILTSHIRE.

IN addition to the *Upper* and the *Lower Avon*, both of which have been already described, there are in this county the *Nadder*, which rises in the south-west, and runs by Chilmark; the *Willey*, which rises near Warminster, and runs by Yarnbury and Wilton; the *Bourne*, which rises in the easternmost part of the county; and the *Kennet*, which springs almost in its centre, not far from Marlborough, which it passes on its way to Berks. All these rivers have trout and grayling in abundance, as well as other kinds of fish; and the *Kennet* is famous for its crayfish.

XXXIX. — WORCESTERSHIRE.

THE *Severn* flows through the whole length of this county, which it enters from Shropshire, and passes into


Gloucestershire; the *Tame*, which enters it on the north-west, and runs south-east till it reaches the *Severn*, about two miles below Worcester Bridge; the *Avon*, which comes in on the east side, and passing by Evesham, leaves the county at its southernmost point; the *Bow*, which rises in Leckenham Forest, and passing by Pershore, falls into the *Avon*; the *Salwash*, which comes from the north-east, and passes by Droitwich and Bromsgrove; and the *Stour*, which rises in the Leasowes, and passes through Stourbridge to Milton, and discharges itself into the *Severn*, a little below Stourport, all swarm with fine fish, including salmon, trout, and grayling. In the *Severn* there are also lampreys, and the trout and eels of the *Salwash* are peculiarly fine.


XL. — YORKSHIRE.

THE *Ribble*, which is distinguished for its salmon, rises in the Craven hills, and after running for forty miles, enters Lancashire. The *Calder* rises on the borders of Lancashire, near to Burnley, and flowing rapidly across the county, in a south-westerly direction, passes Huddersfield and Wakefield, and joins the *Aire* near Ferrybridge. The *Aire*, which, like the *Calder*, is intersected by several canals, rises from a small lake not far from the source of the *Ribble*, in Lancashire, and in its course towards Leeds, passes by the ruins of Kirkstall Abbey; from Leeds it flows in a south-easterly direction, and after dividing one of the richest plains in England, and meeting the *Calder*, it traverses the flat of Yorkshire, north of Snaith, where it receives the *Don*, and joins the *Ouse* near Howden. The *Don*

rises in the high moors of the county, on the borders of Derbyshire, and passing by Sheffield and Rotherham, it receives the *Rother*, and then flows through a beautiful vale to Doncaster, and after being joined by the *Went*, and dividing, meets the *Northern Ouse* at Goole in one branch, and passing under Lord Downe's seat at Cowre, joins the *Aire* below Snaith in the other. The *Wharfe* is a rapid river, which rises in the moors, and, increased by the small stream which forms *Langther Dale*, the *Washbrook*, and *Cock*, flows eastward by Otley to Weatherby, and joins the *Ouse* near Cawood. The *Nidd* is another rapid stream, which rises in Nithersdale Forest, in the moors bounding the North Riding of the county. It dashes over a rough bed of rock to reach Knaresborough, the waters of whose famous dropping-well run into it, and it ultimately runs into the *Ouse* further north. The *Yore*, or *Ure*, is a river of similar rapidity, which has its source on the borders of Westmoreland, in the northern moors of Yorkshire, flows first eastward, and then southerly to Ripon, and then again eastward to Boroughbridge and Aldborough, soon after which it receives the *Swall*, from Richmond, both these rivers forming the *Ouse*. The *Swall* rises northward of the *Ure*, in the same range of moors, not far from Kirkby Stephen, in Westmoreland, and flowing, with great rapidity, first south-east, then north-east to Richmond, and then again south-easterly, joins the *Ure* below Boroughbridge. The *Northern Ouse*, which first takes its name near the village of Ouseburne, below Aldborough, is a sluggish stream, like its namesake of Bedfordshire. It flows in a south-easterly direction, receiving the *Ure* and the *Swale* near Boroughbridge, the *Nidd* a few

miles north of York, the *Wharfe* at Cawood, and the *Aire* a little north-east of Snaith. It is increased by the *Derwent*, which joins it near Howden, a few miles before its junction with the *Trent*. The *Humber* is a violent current, by reason of its reception of so many rivers, and forms the famous estuary in the German Ocean, between Yorkshire and Lincolnshire. The *Tees* comes into the county at Rokeby from Durham, and divides the two counties, running easterly through Bernard Castle and Stockton, and falling into the German Ocean. Most of these rivers contain an abundance of fine fish. The *Wharfe* is famous for its trout, smelt, and eels; the *Ure* for the abundance and flavour of its crayfish; the *Humber* for its grayling and smelts, and the golden umber; and the *Hull*, near Beverley, for its large pike. In the East Riding there is a small but rapid stream, called *Duffield*, or *Driffield Beck*, which has some fine trout, weighing from two to six pounds. Besides these, there are many *lakes*, in some of which there is an abundance of rud, or finscale, and in others of pike, perch, and eels of large size and fine flavour.





CHAPTER III.

FISHING-TACKLE, ITS PREPARATION AND USE.

HAVING given a brief account of the chief rivers, streams, and other waters, in the various parts of England, as well as a description of the several kinds of fish to be found in them, I proceed to notice the tackle and materials with which the angler should provide himself, and to offer such suggestions for choosing and managing the same that the uninformed may be at no loss. My object, however, is not to qualify persons

to become manufacturers of fishing-tackle. That is a trade which must be learned, as most other trades are learned, by a long course of instruction and practice. To become a skilful angler, a man need not necessarily be an expert handicraftsman. In London, and most other places where fishing is to be had, there are makers of tackle ; and the angler will find it quite as economical, generally speaking, and much more agreeable and satisfactory, when he comes to use it, if he purchases his tackle of them, instead of attempting to make it for himself. Assuming, then, that this will be generally done, I proceed to give the necessary directions, premising that I exclude all provision for fly-fishing, which forms no part of the object of this work.

SECT. I. — RODS.

IN length, strength, and fittings, the rod must be adapted to the nature of the sport proposed, and the circumstances under which it is proposed. A bank rod, to be used on a wide stream, must be longer than a punt rod. A rod to take roach must be lighter than one to take barbel or trout; while other varieties will be required for trolling and for minnow-spinning. Rods for bottom-fishing are made of a variety of woods, and in a variety of styles. Some are plain and serviceable; some are costly and ornamental. I shall consider what is really necessary for the angler's work, and leave those who aim at anything beyond that, to collect rods according to their taste and means.

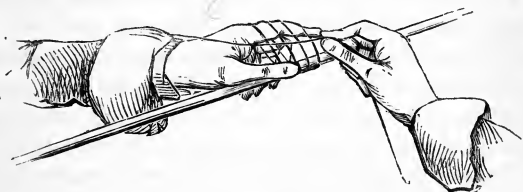
Many anglers stick to a plain bamboo rod, made to

put up in a bag, with tops of various lengths. This is no doubt a very serviceable rod, and may be adapted for roach and perch fishing, as well as for spinning a minnow, or trolling for pike. I should, however, recommend a five-joint rod, made of the best hickory, with two butts, and from sixteen to seventeen feet in length, with five tops, two sets of winch ferrules, and a socket and spear. This goes into a partition bag, and will be found a capital rod for almost every purpose. By changing the tops, you form different sorts of bait-rods—as for barbel, roach, perch, &c. If you practise roach fishing, however, I should strongly recommend you to keep a white cane roach-rod, which, though rather expensive at first, will abundantly repay its cost, in the pleasure and satisfaction it affords.

If you purchase your rod of a respectable tackle-maker, you will be in no danger of having an imperfect one passed off on you. Should you buy it elsewhere, see that it is free from flaw, that it tapers gradually from the butt-end to the point, and that it is perfectly straight when put together. To be complete, your rod should be ringed for a running line, and have a winch to wind it on.* A multiplying winch should be adopted, and so made to be attached to the rod, that it may be used for any rod required. The "improved tube winch," made by Messrs. Holmes and Son, of Fetter-lane, is a neat and convenient apparatus. It is let into the rod at the distance of three or four inches from the butt-end, which screws on and off. The winch is thus out of the way, and of much less weight in the hand than any other I have seen.

* For bank-fishing, a winch is not necessary, and is often found to be in the way.

Should a joint of the rod be accidentally broken, and no other at hand to replace it with, the only course is to mend it. To do this, the broken pieces should be cut in a sloping direction, so as to fit each other with exactness, and then be joined by a thin coat of shoemaker's wax, tightly tied round with waxed silk and fine twine. Salter describes the best mode of tying up thus: "Begin to bind the fractured parts together, about two inches above the middle thereof, making the laps about a quarter of an inch apart, and continue so to bind two inches below the middle of the fracture; then whip or bind back again to the part at which you began. Here bind or whip down again, keeping the lappings close together, until you come within four or five turns of the two inches below the middle of the fracture. Now lay the forefinger of your left hand over the rod, thus:—



Then, with your right hand, make four or five bows or hoops over the finger of your left hand with the silk, or whatever you are mending the rod with, and pass the end of it between the under-side of your left-hand finger and the rod, as shown in the engraving. Now draw away, gradually, your left-hand finger, and with your right-hand finger and thumb take hold of the second from the top of the bows or hoops, and draw it tight, which will make the first bow or hoop

lay close and secure over the broken rod; then draw the third, which will secure the second, and so on, till all lays smooth and close to the last turn; to fasten and fix which, take the end of the waxed silk or twine, which lays under the bows or hoops just described, and draw it upwards till all lays smooth and tight; then cut off the spare part, and all will be fast and strong. This is called the hidden or invisible knot."

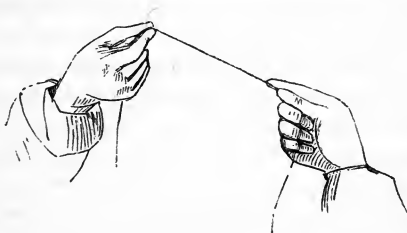
SECT. II. — LINES.

LINES are of various kinds, and are adapted to the description of fish to be taken, and the waters in which they are to be used. Of lines for ordinary use, some are of gut, and others of horse-hair. For jack, pike, and eels, the line should be made of fine silk threads, bound round with fine wire. Most persons use, in ordinary, a fine gut line; but those who have acquired skill enough to use a hair line will find their advantage in taking a larger number of fish, as they cannot see the line so well as the gut. A gut line, even if it be as fine as a hair, will be seen more, in consequence of its brightness. It also beads in the water, which makes it appear thicker than it really is: a hair does not bead. A line formed of a single hair at the bottom, and of two hairs twisted for the upper part, will be found a good one. Observe, once for all, that all lines must be thicker at the upper end than at the lower.

For bottom-fishing, the line should, generally speaking, be about three yards and a half in length—that

is, without the silk line that runs upon the winch ; and the angler should be provided with a tolerable stock of lines, so that he may not be at a loss in case of accident. It is important, too, that each line should be tried before it is placed in the case or pocket-book, in order to save the loss of time—or, perhaps, of a fish—that would be the consequence if it broke when in use, if a hair line—or worked badly, if a gut. A gut line should be clear, round, and smooth, free from spots or other blemishes, and of a wiry hardness.

To try a hair line, the best way is to hold it tight between the thumb and forefinger of the right hand, and draw it over the top of the forefinger of the left hand, by which, and the thumb pressed upon it, the line should be held with a tenacity that will produce a resistance equal to that it must sustain when in use. Thus :—

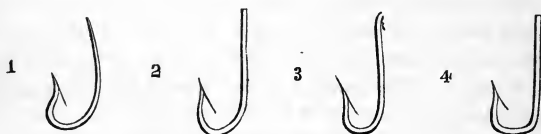


The running line—i. e., that which runs on the winch—should be made of plaited silk, which is not so liable to curl up as what is called China twist. It should be twenty-eight or thirty, or from that to forty, yards in length. At the end there should be a loop, about two inches in length, (so that the bait and float may pass through, when necessary,) to fasten the

lengthener to, this being about three yards and a half long, taper, and strong in proportion to the fish intended to be taken.

SECT. III. — HOOKS.

THERE are four different kinds of hooks—(1) the *Limerick*, (2) the *Kirby*, (3) the *Kendal*, and (4) the *Sneckbend*, differing from each other in form and make, thus :—



And each description of hook varies in size from 1 to 13, the size being adapted to the fish to be taken. Of the four makes of hooks, some prefer one and some another, the majority, probably, adopting the Kirby hook. Besides these, there are eel-hooks, both single and double, which are made stronger and coarser than other hooks ; as also gorge-hooks, snap-hooks, &c., which will be spoken of more particularly when their use is directed.

Always take care that the hooks you use for worm-baits are long in the shank, and quite round in the bend, having the barb and point in a line with the shank. The Sneckbend hook is, therefore, not recommended for such bait. In using it, you would often spoil your bait, by tearing it, or otherwise. For gentles, greaves, and paste, the Sneckbend is not objectionable.

The following will be found the most suitable application of hooks to fish:—

Salmon and barbel	No. 1
Chub	2
Trench and trout	3
Perch and eels	4
Flounders	6
Bream, dace, and ruffe	9
Grayling and roach	10—11
Gudgeon	12
Bleak, loaches, miller's thumb, minnows, and salmon fry,					13

Care should be taken not to use a hook longer than is necessary. A skilful angler can take a large fish with a small hook, and it gives him a great advantage in his sport. For bottom-fishing, a short-shanked hook should be used.

To tie the hook on the line, provide some strong but fine silk, as near the colour of the bait as possible, and wax it well with shoemaker's wax. Then, having passed the silk three or four times round the body of the hook, lay the gut or hair inside of it, and go on wrapping the silk tightly round it, about three parts down the hook. Before tying on hooks,* however, it is necessary to test their quality, lest they should break when you are taking a fish. To do this, pull them moderately. If they break, there is an end of them; if they straighten, throw them away. The point of each hook, also, should be examined, and if blunt, it should be thrown aside.

* As before stated, however, it is much better to purchase the hooks ready tied on, of the fishing-tackle maker. They will be found much neater than when tied on by the angler himself.

SECT. IV. — FLOATS.

THE float must be adapted to the size of the line, the depth and rapidity of the water, and the description of fish to be taken.

THE TIP-CAPPED FLOAT is best for waters that are not very rapid, especially for taking roach ; as also for taking carp and tench, in ponds, as it requires but few shots to sink it.

A CORK FLOAT is best for a heavy and rapid stream, as it requires a heavy weight of shot to sink it, which weight prevents the bait being carried over the ground so quickly as it otherwise would be. Cork floats are, like others, of various sizes.

A PLUGGED FLOAT.—This is cheap, and easily put upon the line ; but the ring at the bottom is objectionable, as you cannot strike so true with it. In gentle waters, another cap may be substituted for it.

(See the Engravings on the opposite page.)

SECT. V. — NETS, &c.

1. Provide a *drum-net*, in which to keep your fish alive, while angling.

2. A *landing-net*, with which to land a fish too heavy to take out with a line.

3. A kettle for carrying live bait in. If a proper kettle be used for this purpose, you may give them


A TIP-CAPPED FLOAT.



A CORK FLOAT.



A PLUGGED FLOAT.



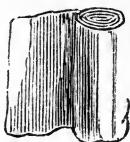
fresh water, which you should do very often in hot weather. Never put your hand into the water, as it both flurries the fish and heats the water, but take them out with a very small hand-net, provided for that purpose.

4. A pannier, or basket, to carry ground-bait, fish, &c., in.

SECT. VI.—POCKET-BOOK.

THIS should contain a reel, on which to wind the lines, and have pockets to hold spare hooks and lines. A sliding-frame in the centre division of the reel is very handy. It should be partitioned into four small lockers, or chests, the lid sliding in a groove. In these partitions keep some split shot, of the sizes Nos. 5 and 7; small caps for floats, some spare hooks, a small piece of India rubber, a skein of fine white silk, reeled off on a card to fit the aperture; some fine twine, and a piece of cobbler's wax, wrapped in a piece of chamois leather. The book should also have fitted in its covers, under leather straps, some spare floats; a disgorger, made either of bone, wood, or iron; a small pair of scissors; a pocket-knife (if not carried in the pocket); a pair of pliers for putting shot on the line; a shot cutter; a clearing ring of brass, and jointed, as that will more readily pass over the rod than one without a joint; and a leaden plummet, for taking the depth. These plummets are of various kinds. Some have a screw of wire at the top, around which the line is passed, and the hook inserted in a piece of cork at the bottom. Others have a ring, through which the hook is passed, and then inserted, as in the former, in the cork bottom.

A folding plummet is a very good one for use. It consists of a strip of lead, which is rolled up, so that it



may be unfolded, and the line being placed in the centre of it, with the hook over the lower edge, and the lead being again rolled up, the hook is nicely protected. Care should be taken to adapt the weight of the plummet to the strength of your tackle. It should not be so heavy as to stretch the line.

To these things should be added baiting needles, for jack and trout fishing, two or three ledger leads, &c.

I have now enumerated such articles as are indispensable for angling; not that fish may not be taken without them all being in your possession, but that an angler should always aim—and he will do so, if he be a good one—to have a complete collection of tackle, and to have it of the best description—seeing that such is always the cheapest in the long run, as well as the most satisfactory in other respects.

Take care to keep your tackle always in good order, so that you may not lose time and opportunity, when you wish for sport.

SECT. VII.—PREPARING AND USING TACKLE.

WHEN you make a line, whether of hair, gut, or silk, see that it is finest at bottom, where the hook is attached, and increases gradually in thickness to the top.

To sink the hook, and make the float stand upright, the line must be shotted within three or four inches of the bottom loop, to which the hair or gut carrying the hook is fastened. The shot may be purchased ready split; or, which is better, they may be split by a shot-cutter, which is sold by most of the tackle-makers. A number of small shot, placed pretty close together, will be found preferable to a smaller number of heavy ones. To fasten them on the line, use a pair of pliers, in preference to the teeth, which are liable to injure the line.

To strengthen a quill float, and prevent the line from slipping, give the line two or three twists round it, after passing it through the bottom cap, before fixing the top cap to it.

To fasten the line to the rod, pass the loop of it through the ring at the end of the top joint, carry it over the ferrule end, and then draw it up to the top again. The loop will thus be fastened to the ring, from which it will hang. If you keep a piece of fine silk line, five or six inches in length, attached to the top of the rod—which is found an excellent plan—then fasten your hair or gut line to that by a draw loop-knot. If you have a winch on your rod, for heavy or strong fish, pass the running line which it carries, through each ring up the rod, to the length of eight or ten inches through the top ring; and to that end attach your hair or gut line by a draw loop-knot.

I may as well describe here the mode of using the plummet, drag-hook, clearing-line, disgorging, &c.

The drag is a piece of iron, having three or four stout hooks, without barbs, attached to it, and fastened to a long packthread line. It is used to draw aside the heavy weeds or other things that a hooked fish may

have got amongst, or to recover any part of the tackle so entangled or held.

The clearing-ring is made of lead or brass, and is fastened to a small cord several yards in length. Its use is to free the hook, should it get fast to a weed or any other object. To effect this, the ring is passed over the rod, and down the line to the hook, holding the rod point downwards, in the right hand, and the clearing-line in the left, this being pulled as may be necessary to free the hook. The line, and sometimes a joint of the rod, is thus saved.

The disgorger is used to disengage the hook when it has been swallowed by a fish, and which you would otherwise break. When the fish is but a small one, the line may be held tight with one hand, while the forked end of the disgorger is thrust down upon the hook with the other, which will render it easy to draw it out. When the fish is a heavy one, fix a small piece of stick across from the upper to the lower jaw, to keep its mouth open, before using the disgorger.

Plumbing the depth is done by attaching the plummet to the end of your line—if a folding plummet, by unfolding about two inches of it, and after passing the hook over its side, folding the plummet up again,—or if a ring-plummet, by passing the hook through the ring, and then fixing it in the cork at the bottom. Having thus fixed your plummet on your hook, take the necessary pains to ascertain the real depth of the water, and adjust your float according to its depth, until the plumb-lead touches the bottom, and the top of the float is an inch above the water, in the middle of the swim. Be sure to press the caps tight on the float, or it will slip down the line when you strike. To make it quite secure,

hitch the line once round the float, before you put the cap on. Should you chance to lose your cap, and not have another, you may secure your float by hitching the line round it twice.

During the winter months, when the severity of the weather precludes sport, the angler should get his tackle and gear into working condition:—


“ Now let the fisherman his toils prepare,
And arm himself with every watery snare—
His hooks, his lines peruse with careful eye—
Increase his tackle, and his rod re-tie.”

So that,

“ When genial spring a living warmth bestows,”

everything may be found in perfect readiness for work.





CHAPTER IV.

BAITS, AND THEIR USE.

It is well to know that fish freely take such baits as the season affords—as worms, insects, &c. Worms are the most natural bait for fish; and they may be used at all times of the day, in spring and autumn; but in the summer, only early in the morning and late in the evening.

Lob-worms, which should have a red head, a streak down the back, and a broad tail, are found in the garden, or in churchyards, late in the evening. They make a good bait for grayling, trout, perch, bream, and gudgeons.

The *branding* may be procured in rotten earth,

cow's durg, old dunghills, &c., and is a capital bait for most kinds of fish.

The marsh or meadow worm is a good bait for trout, grayling, perch, bream, and gudgeons.

I need hardly say, that the choice and proper use of your bait are of the first importance in angling. Lack of judgment or skill here will be more or less fatal to your success. Let me, then, transcribe Mr. Blaine's judicious remarks on the use of worms:—

“All earthworms are found to be more alluring to fish after they have undergone an artificial method of treatment, the knowledge of which becomes, therefore, important to the angler. In large and much-fished rivers, the inhabitants, like those of cultivated and luxurious cities, become satiated with common food. In the Thames, the Lea, the Severn, and the Wye, but particularly the two former, waggon-loads of bait are annually added to the usual alimentary products of the river; thus, the well-fed fish require to have their appetites pampered as much as the accomplished epicure, who looks with apathy on the meat of the shambles, but brightens at the prospect of turtle and venison. So the oft-fed fish require that the worm be cleansed of all dross, and that its dyes be heightened by artificial scourings; thus proving, that although the voracious cod, to allay the cravings of his stomach, will swallow the plumb-lead instead of the bait, yet that, in matters of mere taste, fish are not without a decided preference as to the nature and state of their food. Worms are extremely voracious, and consume vast quantities of both animal and vegetable substances; for they, like ourselves, are omnivorous. . . . When worms are first taken, they are usually gross with in-

testinal matter, and soft by the increased secretions of their bodies. By purging them from the earth they contain, they are rendered more bright; and on being cleansed from all fæculences, they prove much more palatable to the fish. All this process of cleansing promotes absorption of superfluous moisture; they also become thereby firm, or, as it is termed, *tough*, which is of much consequence to the fisherman, since in this state they are more readily put on the hook, and retained on it. The process of worm-scouring is somewhat mechanical. It must be obvious, that by insinuating themselves, in their attempts to escape, between the fibrous parts of hard vegetable substances, they compress all excrementitious matter out of their bodies. Sound moss is the best scourer, as being a matter that is in a state midway between dry and moist. If the scouring matter, whatever it is, be too moist, their breathing pores are stopped up; and if too dry, the same effect follows, from the orifices losing their dilatibility. Having carefully freed a quantity of such moss from grass &c., but particularly from thorns, moisten it, and put in a sufficient quantity with the worms, which, in three or four days, will be properly scoured, appearing then bright and more active than when first taken. They should, during their scouring, be examined daily, and those which are injured and diseased ought to be carefully separated from the rest, or all will participate in such injury or disease. Some anglers hastily scour their lob-worms by plunging them into water for a few hours, and placing them in moss afterwards.

“ *To preserve worms for use*, shred some hard fat, without a particle of salt in it; suet is the best, and

mutton kidney suet the best of all. Having chopped it into small pieces, and thrown it into a saucepan containing about a quart of water, let it boil slowly until the suet is dissolved, and then, having ready some well-beaten hempen sacking or wrapper, that has not enveloped anything noxious, dip it into the liquor. When well soaked in it, and having become cold, mix some fresh mould with the worms, and put the whole into a deep earthen vessel, or tub; the latter is preferable. Into this pour a good stock of lob or marsh-worms, or any sort of red earthworms; and over the top tie a linen cloth that will admit air, and yet prevent them escaping. Place them in a cool situation, and the worms will feed and cleanse themselves, and keep lively and fit for use for many months. We would observe, however, that if the angler have different species of worms, let him keep them in separate vessels, so that at any time he may select the sort and quantity necessary to be placed in moss, preparatory to his using them."

Gentles are a favourite bait with a large number of anglers, and not without reason, especially for roach, dace, and barbel.

Gentles may be bred by hanging up a piece of liver, or any other animal substance, till it putrefies. They should be kept with sand in a small box or barrel. The largest and whitest should be chosen.

The *beetles* found in a cow-dung, and *wasp-grubs*, also constitute good bait.

The *cad*, which is found at the sides of stony brooks, and in ponds, pits, and ditches, is a good bait for grayling, trout, roach, dace, chub, &c., as are also,

Flag-worms, which are found amongst flags, in pits, or ponds.

Caterpillars, cabbage-worms, &c., are liked by trout, chub, roach, and dace.

In putting on the bait, the great thing is to make it secure, and to hide the hook. In baiting with worms, the hook should be passed in close to the top of the head, and be carried carefully down, to within a quarter of an inch of the tail. If you bait with only half a worm, let it be the tail end, the hook being inserted at the thick end.

When you bait with a gentles, the hook should be passed in at one end, and brought out at the other; and then the point should be drawn back again, just sufficient to hide it.

Salmon-spawn is a superior bait for trout, chub, roach, &c., but it is not so easy to be got as other baits are. To prepare it for keeping and for use, having obtained, say, a pound of it, about September or October, put it into hot water, and having boiled it for about ten minutes, wash away all the blood, pieces of skin, and other refuse, rinse it well with cold water, and put it into a bag or cloth, and hang it up to dry. When dried, take two ounces of salt, and a quarter of an ounce of pounded saltpetre, and mix it up with the spawn, after which, it should be spread out on a dish or board before the fire, until it becomes quite stiff. Then put it into jars or gallipots, pouring over the top of each melted mutton-suet, and covering with a bladder.

Paste baits are much used, especially in still, quiet waters, with a small hook and a quill float. They are

of various kinds. In making, one rule applies to all—see that it is clean, or the fish will not take it.

A good paste for carp, roach, tench, and chub, is made of crumb of white bread, and worked with the fingers in the palm of the opposite hand until it is of the proper consistency. Some prepare the bread by letting it lie for some hours wrapped up in a wet cloth. This is a good mode.

A good paste, especially for chub, is made of rotten Cheshire cheese and crumb of bread, worked up as before.

Greaves paste—that is, a paste made of white bread dipped into the liquor in which greaves have been boiled, is a killing bait for barbel.

Wheat paste is a favourite bait in some parts of the country, as is also pearl-barley. The wheat should be freed from the husks, by keeping ten or twelve hours in water, and then parboiled, which will swell it to twice its natural size. Malt and pearl-barley may be prepared in the same way. They may be crushed, and used like a paste, or a single grain be taken and put on the hook, after the manner of baiting with a gentle.

GROUND-BAITING is a thing of considerable importance. It should be done the night before, when it is practicable. Whatever bait is used, see that it is fresh, or the fish will not take it, or be attracted by it.

Greaves boiled and worked up into balls with clay and bran, is a good ground-bait for barbel. White bread, soaked in water, and mixed up with bran and pollard, is a ground-bait for perch, carp, roach, dace, and chub.

To make a good bait paste of this description, take

two pounds of the crumb of bread, two days old, a quart of bran, and three pints of pollard. Let the bread absorb as much cold water as it will, and then knead in the bran and pollard, working the whole into a stiff hard paste.

In making up the ground-bait into balls, you must be guided by the rapidity of the stream they are intended for, being made large or small in proportion to that. Where it is both deep and rapid, it is well to put a stone into the centre of each of the balls, to sink them at once, and thus prevent them from being carried out of your swim.

Clay and bran mixed together, and made into small balls, may be used for roach, dace, and bleak.

Carrion gentles, or worms cut into pieces, are sometimes used with great success, while angling in still waters. They may be thrown in by spoonfuls, or be made up with bran and clay into balls.





CHAPTER V.

HAUNTS OF FISH, AND TIMES AND SEASONS.

SECT. I.—THE HAUNTS OF FISH.

To be an experienced or complete angler, at leisure times try all waters where you suppose fish are to be found.

Angle for perch in gentle streams, of reasonable depth, by a hollow bank. For salmon, in large swift rivers that ebb and flow, and are gravelly and craggy. For trout, in purling brooks, or rivers very swift, strong, or sandy bottomed. For carp and tench, in still waters, muddy ponds, and where weeds and roots of trees are. For eels, in muddy rivers and ponds. For bream, pike, or chub, in sandy or clayey rivers, and brooks, and ponds, wherein bullrushes and flags grow. For roach, dace, barbel, and ruff, in sandy and gravelly deep waters,

shaded with trees. For umber, in clayey marshes, or streams running swift. For gudgeons in small sandy, or gravelly rivers. Shad, peel, mullet and flounders, thwait, and scant are found near the sea, or in brackish rivers, having ebb and flow, where the bottom is fine sand or gravelly. Sometimes all kinds of fish are found in diverse waters.

SECT. II.—TIMES AND SEASONS FOR ANGLING.

IN hot, sunshiny weather, the evening and the morning will be found the only parts of the day during which ground-angling can be pursued with success. If the weather be cloudy, any part of the day will do.

In winter, choose the middle of the day, and fix upon a spot where you can get the warmth of the sun, if it appear.

When angling after a shower, get the wind to your back, coming from south to west, and have the sun on your face.

It will be a waste of time to angle when the earth is hot and dry, or hasty showers much disturb the waters, or the east or north winds blow strong and cold.

The best times to angle are when the weather is calm and clear, or cool and cloudy, and the wind is gently blowing. When a brief shower has a little clouded the water, is a good time to angle at the bottom of a stream, especially with a red worm bait.

There are parts of the day at which different fish bite best.

From sun-rise till eight or nine o'clock in the morning, and from four in the afternoon till dark, are

good times for carp, barbel, tench, and bream, in the summer time, and in the middle of the day in winter.

Salmon and pike bite best about the middle of the afternoon, in clear water, and with a gentle wind.

Perch, roach, dace, and gudgeons will bite all day in cool, cloudy weather.

Trout bite best in muddy water, in dark, cloudy, windy weather, from seven or eight, till nine or ten, in the morning; and from three till five in the afternoon.

Let us now just run over the months of the year, and see what may be done in them respectively.

January.—Pike, jack, chub, and roach may be sometimes taken towards the middle of the day, if the water is pretty clear. The deepest and most quiet parts of the stream are where the fish will be found.

February.—If the weather is mild, carp, perch, roach, chub, eels, &c., may sometimes be taken in the scours and shallows, and near the banks, about the middle of the day.

March.—Still keep in the shallows and eddies, near the banks; but the month is not a favourable one. In some of the western parts of England, good trout may be taken. In the northern rivers, salmon-fishing commences, and continues through the summer. Red worms are now a killing bait for carp.

April.—Trout now begin to sport in the shallows; and jack, pike, carp, perch, roach, dace, chub, tench, barbel, bleak, gudgeons, and minnows will all take a bait. Dace and chub are worth nothing in the interval between this month and the latter end of July.

May.—This is a capital month for trout, and is especially favourable for pond-fishing. Eels will bite night and day, and most fresh-water fish will feed.

June.—Many fish, having recently spawned, are out of condition, and will afford no sport. The trout in the Wandle, Lea, Colne, and many other rivers, are now in perfection, however; and perch, dace, carp, tench, and eels will take a bait.

July.—The fish having, as yet, scarcely recovered from spawning, and getting plenty of food from weeds, moreover, will not bite freely. The morning and evening are the most favourable parts of the day.

August.—This may be deemed the commencement of the season. Roach, dace, perch, barbel, chub, and jack may be taken early in the morning and late in the evening, or in the middle of the day, if cloudy and cool. During this and the next month, perch, carp, tench, roach, and bream may be fished for in ponds.

September.—Barbel, chub, roach, and dace now leave the weeds, and get into deeper water; and river fish generally will feed well. You may angle from morning till night, if the water is not too bright.

October.—The same as September, only that the fish are leaving the weeds for holes and deeper water.

November.—Jack are in excellent order, but barbel and dace are shy, and refuse bait.

December.—There is but little sport during this month, the waters being generally either flooded, frozen, or too thick. The fish, too, get into deep holes, or under sheltering banks, for their snug winter quarters.

SECT. III.—LAWS AND REGULATIONS FOR TAKING
FISH.

In the act called the Black Act, it is enacted, that any person being armed and disguised, and who shall steal, or unlawfully take away, any fish out of a river or pond, or maliciously break down and destroy the mound or head of any river, whereby the fish shall be lost or destroyed, or shall rescue any person in custody for such offence, or procure another to assist him therein, he shall be found guilty of felony, without benefit of clergy.

If any one take, destroy, or kill any fish, in any enclosed ground, the same being private property, he shall, on conviction, forfeit five pounds to the owner of such fish, or, in default of payment, be committed to the House of Correction for any time not exceeding six calendar months.

Any person breaking into an enclosed or private ground, and stealing or destroying the fish kept in any pond, stream, or river therein, shall be transported for seven years, and any person receiving the fish, or buying it, knowing the same to be stolen, shall suffer the like punishment.

No persons may have in possession, or keep, any net, angle piche, or other engine for taking fish, but the makers and sellers thereof, and the owner or renter of a river fishery, except fishermen and their apprentices, legally authorized in navigable rivers; and the owner or occupier of the said river may seize, and keep, and convert to his own use, every net, &c., which he shall discover laid or used, or in the possession of any person thus fishing without his consent.

Any person damaging or intruding, by using net-trices, fish-hooks, or other engines to catch fish, without consent of the owner or occupier, must pay any amount the magistrate or justice orders, provided it exceeds not treble the damages, and also a fine, not exceeding ten shillings, for the use of the poor of the parish wherein the trespass was committed, or be committed to the House of Correction for any term not exceeding one calendar month, unless he enters into a bond, with one surety, in a sum not exceeding 10*l.* not to offend again, and the justice may cut or destroy the nets, &c., taken with the offender when apprehended.

If any person unlawfully or maliciously cut, break down, or destroy any head or dam of a fish-pond, or unlawfully fish therein, he shall, at the prosecution of the king, or the owner, be imprisoned three months, or pay treble damages, and after such imprisonment, shall find sureties for seven years for his good behaviour, or remain in prison till he doth.

To prevent the fish in the Thames from being improperly destroyed, the 30th of George the Second enacts, that no person shall fish, or endeavour to take fish, in the said river, between London-bridge and Richmond-bridge, with any sort of net, other than except—

For salmon, with a net of not less than six inches in the mesh;

For pike, jack, perch, roach, chub, and barbel, with a flew or stream net, of not less than three inches in the mesh throughout, with a facing of seven inches, and not more than sixteen fathom long;

For shads, with a net of not less than two inches and a half in the mesh;

For flounders, with a net of not less than two inches and a half in the mesh, and not more than sixteen fathom long;

For dace, with a single blay-net, of not less than two inches in the mesh, and not more than thirteen fathom long, to be worked by floating only, with a boat and a buoy;

For smelts, with a net of not less than one inch and a quarter in the mesh, and not of greater length than sixteen fathom, to be worked by floating only, with a boat and a buoy;

Under the penalty of paying and forfeiting the sum of five pounds for every such offence.

No fish of any of the sort hereinafter mentioned may be caught in the Thames or Medway, or sold, or exposed to or for sale, if caught in the Thames or Medway—

No salmon of less weight than six pounds,

No trout of less weight than one pound,

No pike or jack under twelve inches long, from the eye to the length of the tail,

No perch under eight inches long,

No flounder under seven inches long,

No sole under seven inches long.

No plaice or dab under seven inches long,

No roach under eight inches long,

No dace under six inches long,

No smelt under six inches long,

No gudgeon under five inches long,

No whiting under eight inches long,

No barbel under twelve inches long,

No chub under nine inches long,

Under pain to forfeit five pounds for every such offence.

Salmon and trout may be taken only from January 25th to September 10th.

Pike, jack, perch, roach, dace, chub, barbel, and gudgeon may be taken between July 1st and March 1st.

Bottom-fishing is prohibited in the river Thames, as far as the Corporation of London has jurisdiction, from the 1st of March to the 1st of June.

The right of fishing in the sea, and in all rivers where the tide ebbs and flows, is a right common to all the King's subjects.

There are several acts for securing private property in regard to fish; but any man may erect a fish-pond, mound, canal, &c., without licence, because it is a matter of profit, and the increase of provisions. Also, any person or persons considering themselves wronged or aggrieved by any decision against them by the magistrate or justice, may appeal against it at the Quarter Sessions.





CHAPTER VI.

PRACTICAL ANGLING.

THERE are, besides fly-fishing, in its great varieties, two descriptions of angling—namely, **BOTTOM-FISHING**, which is practised with a baited hook, plied either upon or near to the bottom; and **TROLLING**, in which the line is used without a float, and the bait is trolled about in the water.

Of these two descriptions of taking fish, bottom-fishing is by far the most sportsmanlike, trolling being a killing process, which nothing ought to reconcile one to, but the want of proper tackle for bottom-fishing, or the demand of a good dish of trout for the table.

Let me now proceed to give some directions for pursuing each of these modes of fishing. Of the latter, first.

SECT. I.—TROLLING.

THIS description of fishing is, as I have already said, a very killing one; though to render it successful requires some skill as well as activity.

Anglers divide trolling into three kinds: sinking and roving with live bait—trolling with gorge and snap hooks, and dead bait—and spinning, in which the fish with which the hook is baited, whether real or artificial, is given a revolving motion.

The fish to be taken by trolling are salmon, trout, pike, and perch.


Trolling is much esteemed, especially in the vicinity of London, and is practised when other modes of fishing are useless.

For trolling, properly so called—that is, with a gorge bait—the rod should be long and stout. A well-seasoned bamboo-cane, from fourteen to sixteen feet in length, is the best you can have; but in the absence of this, take the next best within reach. If you have a winch on the rod, there should be a ring on each of its joints; but if a thumb-winder is used, which some prefer, a large ring at the top of the rod, or at most two or three up it, will be ample. The rings must be large and strong, however, and the top one, two or three times the size of the rest. Trolling is sometimes practised, and not unsuccessfully, with a hedge stick, having a forked top, the line passing from the thumb-winder over the fork of the stick, which thus forms the top of the rod.

The trolling-line should be of silk, or of silk and hair; the former, however, is preferable. The length should be from fifty to sixty yards, and it should be seasoned,

or dressed, by being put through cold-drawn linseed-oil, and then drawn through a piece of flannel or woollen cloth, held in the hand, after which it should be hung up for a few days in the air. The bottom line should be made of fine gimp, if for pike; or of the best gut, if for trout, about a yard and a half long, with a box swivel attached to it, about a yard distant from the hook, so that the bait may turn freely.

The gorge hook for a pike is formed of two single eel hooks, fastened back to back, to two or three inches of twisted brass wire, the end of which is formed into a loop, to be attached to the gimp or gut line, before described. Instead of using shot, as in other cases, the shank of the hook and part of the twisted wire are to be neatly covered with lead, taking care that it does not pass so far over the hook as that the jack, if he put his teeth through the bait-fish, will come in contact with the lead, as this would probably induce him to drop the bait and be off.



Here I have shown not only the gorge-hook, as it should be attached to the twisted wire, but another thing, necessary to bring it into use—i. e., the baiting-needle. The curved end of this being hooked to the line, the point must be passed into the mouth of the bait-fish, and carried through, and out at its tail, drawing the gimp through with it, so that the lead becomes inside the fish's body, and the shanks of the hook inside its mouth, the backs and points being outside, and turning upwards

or downwards, but not projecting far, as that is likely to lose your fish. Having thus fixed your hook, tie some fine thread or silk tightly round the tail, to prevent it slipping down, or tearing when laid hold of by the weeds, &c. When this is added to the gimp or gut line, which is attached by the swivel to the running line, the tackle is complete.



It is hardly necessary to observe, that the gorge-hooks should vary in size, so as to be proportioned to the baits used.

The pike is a very voracious fish, and will devour his kind, of almost any species, except tench; but those baits most successfully used for trolling are gudgeons, roach, dace, small trout, and frogs. The gudgeon stands first, and next to that, the roach and the dace. The gudgeon, from its shape, spins best in the water; and is, moreover, the sweetest fish of the lot. The proper size is from one to four ounces.

Everything being properly prepared, grasp the rod in the right hand, just above the winch, (which should be fixed ten inches from the but-end of the rod, unless you have one of Holmes's tube winches,) and place the end of it against the lower part of your stomach, and with the left hand draw out a yard or so of the trolling-line from the winch, holding it tightly, while with a jerk of the right arm you cast the baited hook into the water, allowing the line held with the left hand to run gradually through it, so as to permit the bait to fall

into the spot you aim at. Now let it sink until it nearly touches the bottom, then draw it gradually up till near the surface; and so let it sink and rise alternately, drawing it also a little to the right and left, and each time bringing it nearer to the bank. When the bait is taken, lower the point of your rod, and with your left hand draw the line gradually from your winch, so that it may run free when necessary, which will be almost directly, for the fish will run off with the bait. Give him five or six minutes to gorge it, and then strike, but not violently, and raise the point of your rod a little, endeavouring to guide the fish towards you. If he make off in another direction, humour him, so as not to have too much stress on your line, but gradually, by turning him, first this way, then that, to get him under your control. If a large fish, he will keep near the bottom, and you must not be in too great a hurry to land him, or you may either lose him by pulling the bait out of his throat, or break your line. As you find the fish yield, wind up your line, and keep it tighter upon him, until at last you bring him to the surface, and observe his size and condition. Now the thing is to land him safely; in order to do which, you must be quite cool and collected, and endeavour to draw him towards a shallow in shore, taking especial care that he does not get your line entangled in heavy weeds &c., which he will do if he can. As he is brought in shore, he will make some desperate efforts to free himself, and great caution must be used in dealing with him. Raise his head out of the water as you can, and let him sniff the fresh air. He will probably shake himself violently, and throw himself over, as if determined by some means to free

himself from captivity. Humour him in this, managing all the time to increase your control over him, and he will at last become sufficiently exhausted to permit of being landed. To effect this, however, you must not trust to your line. If you are provided with a



landing-hook, which you always should be,—a telescope-handle one being the most convenient,—strike the hook through his lips or his lower jaw, and thus draw him in. Some trollers prefer a large-sized landing-net. Either net or hook answers the purpose, when you have the skill to use it properly. If you have neither landing-hook nor net, then you must lay hold of the fish with both hands, just below the head and shoulders, and, grasping him tightly, throw him a few yards on to the grass. To disgorge your hook, attend to the instructions already given in page 85.

Let me now add a few additional suggestions to be observed in trolling for pike :—

The most favourable places are the bends of rivers, or parts out of the rapid current, and where there are many weeds, flags, bulrushes, water-docks, &c.

Keep as far from the water as you can; drop your bait in at first near the shore-side, and gradually get further out.

See that your bait is kept spinning, by occasionally and slightly shaking the rod, and drawing the bait smartly against and across the stream; as, also, that in drawing it up you use caution, inasmuch as it is then that you are most likely to have it taken.

Do not strike too soon after the fish has taken the bait, or you will probably lose him; whereas no mis-

chief will ensue from permitting him to remain still after he has pouched the bait. The best rule is not to strike until you find the fish moving and shaking your line, after having been still for some time. Sometimes you will have to wait for ten minutes or longer, after the bait has been taken.

Do not bait your hook until after you have prepared your rod and line, so that the bait may be as fresh as possible. As soon as the bait gets stale, or sopped, or torn, it should be removed, and another be put on. You may bait three or four hooks before you begin, and keep them fresh, by putting them into a box, and covering them with bran. If the water is very weedy, it will be best to cut off the fins of the bait.

If you do not get your bait taken within a quarter of an hour or so, you may as well shift your place, and try elsewhere, as it is likely there are no fish on the feed where you are.

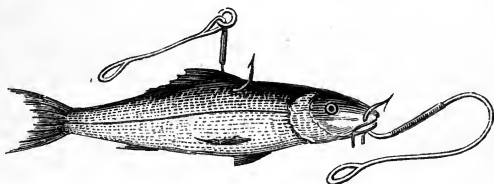
When you have taken one fish, immediately put on another bait, and cast in, the probability being that there was a brace of fish on the spot.

LIVE-BAIT FISHING, with a float to the line, is not in much favour for pike-taking. When resorted to, use a rod like that used for trolling, or a strong bottom-rod, and to about a foot of gimp, not too coarse, fix a double, or two single hooks, of No. 5, making a small loop at the other end of it. For trout and perch, the link to which the hook is tied should be of gut, or of three twisted hairs. Then take your bait-fish—a small gudgeon, if you have it, for Thames trout and perch—and pass a fine baiting-needle in at the upper part of his side, near the gills, and bring it out past the back-fin, but not so deep in the fish as to prevent his

swimming well, the great thing being, with all live-bait, to have it swimming about as freely as if it were at perfect liberty. To the end of the needle thus brought out at the fish's back, hang the loop of your gimp, and draw it through, till the hooks lie close to the side of the bait, thus:—



A single hook may be used for a live-bait, either by passing it through the lips of the fish, on the side of the mouth, or by passing it under the back-fin, at one side, and bringing it out at the other. In baiting the



hook in the last-mentioned way, you must be sure not to go too deep, so as to touch the back-bone.

Having hooked your fish, you must play him, and bring him ashore after the manner directed for trolling, only that, having him fixed on your hooks, and your rod and line being of sufficient strength, you need not be so long humouring him, nor so careful in pulling him out.

If you use a frog, it should be a yellow one, and the needle being put into his mouth, should be brought out through one of his gills, and be tied to his leg, just above the upper joint.

The hooks used for trolling should be of the natural steel colour.

Before preparing your bait, put on to your trolling-line a cork float, or, which some prefer, the cork, with the quill and plug taken out, the line being passed through it, and kept in its place by a plug of ivory or whalebone, made like a cribbage-peg, put into the hole at the top of the cork. The float should be of a size to carry about half an ounce of lead below, which will be the thing for a bait fish of five or six inches in length. If the bait is smaller, and the line is of twisted gut instead of gimp, a smaller float must be used. Next, fasten your line to the traces, which carry the swivel, with a bow-draw knot. Or, if you fish without traces, first put the float on the line, next a dip-lead, or as many swan-shot as the float requires, and then attach it to your gimp or gut-line. Observe, that your float must stand upright, and as a general rule, its distance will be about three feet, or something less, from the hook. In shoal water, or where the weeds are thick, two feet will be better.

Having got your tackle all ready, cast it in very gently, after the manner prescribed for trolling. Take care that your bait does not entangle you with the weeds, but keep him moving about in as lively a manner as possible. Keep your eye on the float, and your winch and line free, always having a yard or two of slack line in your left hand, and as soon as the pike has seized your bait, and is running off to pouch it, just treat him as directed when trolling, and manage him in like manner, after you find that he has pouched your bait.

SNAP-FISHING.—This mode of baiting for pike is resorted to at those times when they are shy at gorging a bait, although they will snap at it, which is

the case during the month of March. The rod should be a strong one, the top stouter than that used for trolling, and the whole about twelve feet in length. The gimp and line should also be stout, because much strength is required in striking. Of snap-hooks there are many sorts, but it will be sufficient to enumerate three or four of the best.

1. The quadruple snap is formed of four No. 4 hooks, one being tied to each end of two pieces of fine twisted wire, each about three inches in length, and then both doubled in the middle. The hooks being thus prepared, take a piece of gimp about a foot long, and at one end make a loop, and pass the other end through the two bent wires, and a gut loop, with a No. 6 hook attached, the whole being bound fast together. Another form is this, which is made by tying a hook, No. 2, at the



end of a piece of stout gimp, about a foot in length, having a loop at the other end; and then about an inch higher up, a second hook of the same size. Then prepare another in the same way, and bind them together, attaching a drop-bead lead.

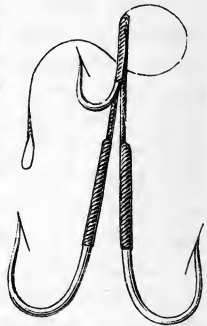
To bait the former of these snaps, the small hook must be passed through the back of the fish (a live one) just under the fins, taking care not to go so deep as to injure the bone. Two of the other hooks will then hang down on each side, one pointing towards the head of the fish, and the other towards the tail.

The other is baited thus: put the loop of the gimp under the gill of the fish, and bring it out at its mouth;

then draw the gimp up till the bottom hook comes just behind the back fin, and the point and back pierce slightly through the skin. To keep it steady, pass the ring of the drop-bead lead over the loop of the gimp, and fix the lead inside the mouth, which must be sewn up.

It is hardly necessary to say that this is a dead-bait.

2. A treble snap, which is a good live-bait one, may be made by tying two hooks of No. 3 size, each to a piece of twisted wire, about an inch and a quarter in length. Then take a No. 8 hook, and about ten inches of gimp; put one end of the gimp to the wires that the two hooks are tied to, lay the small hook on the wire and gimp, and tie the whole tightly together, so placing the large hooks that one shall point towards the head of the bait, and the other towards the tail. To put the bait on this, run the small hook through the flesh, just under the back fin, and let the two large hooks hang one on each side.



There are, as I have said, many other snap hooks;* amongst them, a spring snap, which opens when the fish is hooked; but it is unnecessary to describe them here.

It is to be observed, that in snap-fishing, the bait should be larger than for gorge-hooks; and that when the bait is a live one, it should be put on the last thing, and be so carefully treated as not to be injured or weakened.

* I am indebted to an angler of much celebrity for the snap-hooks given in page 145.

One general direction may be given for the use of snap-baits—that is, that the moment the fish bites or snaps at it, you must strike, the object being to catch him on as many of your hooks as possible.

In concluding these directions, I cannot do better than place the following judicious remarks of Mr. Blain before my readers:—

“In the practice of trolling, a due degree of caution must be observed throughout. Avoid alarming the fish by unnecessary noise, and keep as much concealed from view as possible. The length of the rod will assist greatly in this particular, for by it the angler can reach over the bank without approaching too near. The sides of every water should be first tried to the right and left; this done, proceed somewhat further in, but avoid making either much noise or much splash in the water by the cast of the bait. Try every spot, but do not dwell long in any one; once or twice showing the bait in likely places is usually sufficient. Success in trolling depends much on the method of displaying the bait, which, of course, should represent the natural actions of the fish, and is best effected by first giving to the bait a slanting direction on its entering the water, and then drawing it towards you, to make it resemble a running-away, as it were, fish; or, at any rate, a frightened one. Never allow the bait to be still, but keep it ever in moderate motion, yet never in a violent one, as some trollers improperly do; which practice, we suspect, is more detrimental to sport in trolling than is imagined, for we have had runs by trolling more slowly over the same spots which others

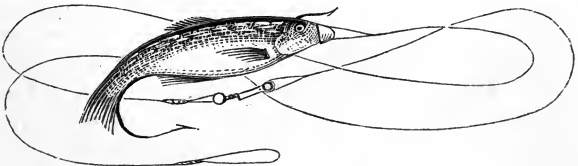
had but just quitted without one, in consequence of having given too rapid a motion to their bait. A little habit will enable the angler to vary his methods of throwing the bait, according to the nature and extent of his water. Where there are large weed-beds, intersected by open water between their waving masses, or where large aquatic plants rise up in patches, there the bait must be carefully dipped directly down, to avoid entanglement, and then the angler must be prepared not to mistake the check given by the weeds for a real bite, which it often very nearly resembles. When such a check occurs, pause a second, and if all continues quiet, draw the bait gently towards you, when, if the resistance is obstinate, and yet tremulous, a jack is at it, and your moving it will most probably induce him to drop it, or otherwise gorge it. Do the same if the bait moves slightly forward, with a renewed check, for there is then more certainty that something is at it. After this, if it remain a dead weight on the hand, it is probable that the jack has quitted it, and left the hooks entangled in the weeds, which is by no means uncommon in these cases. You may now, therefore, draw at it with a little more force, which will certainly inform you of the nature of the resistance, and yet allow you time to retrace your steps, if a jack be there in earnest."

SPINNING is the most successful mode of taking trout, and it is scarcely less so for pike and perch, in heavy or rapid streams.

The minnow spinning-rod, as Mr. Blain observes, requires length and strength, combined with lightness, which requisites appear to be best obtained by having it made of cane, except the last joint. It must be

neither too flexible nor too stubborn, as either extreme will impair its utility. If too stiff, the hook or the hold will be endangered when striking; if too pliant, it will yield to the resistance of the water too much to allow a ready stroke to be made when a bite occurs, and the fish will escape ere the effect of the stroke reaches him. Your running-line may be that used for a trolling-line, which you thus complete:—Take a strong gut, about nine inches long, having a long-shanked No. 1 hook attached. About three inches above this, attach another stout piece of gut, having on it a hook of No. 7 or No. 8 size, which will thus lie level with the top of the shank of the larger one. To these pieces of gut, thus joined, must be added another, either single or twisted, of about the same length, and joined by swivels, with two or three shots to sink it. I should recommend the angler, however, to purchase this spinning-tackle, as all his other tackle, ready prepared—at all events, to do so until he has got very expert in his handling.

To bait these hooks with the minnow (or bleak) you must pass the large hook down its throat, and through the body, bringing it out at the tail, putting the small one through the chaps, and bringing the point and barb out at the outside of the nose.



Many anglers use but one hook, in which case, you may improve upon Walton's mode of baiting it, by first

thrusting the hook in at the lower side of the minnow's under, and quite through the upper jaw, drawing it two or three inches on the line, and then putting the hook in at the mouth, passing it through the body, and bringing the point and barb out at the tail, which should be tied to the hook by a piece of fine white silk. There are various descriptions of artificial minnows, one of which — the "Archimedean minnow," invented by Mr. Allies, of Worcester, is becoming a great and deserved favourite.

Now, to spin your minnow, you must cast your bait across or down the stream, delivering it so lightly on the water as not to disturb it by noise or splash, and then draw it towards you, either across or against the current, permitting it to sink about a foot, lowering the point of the rod, and then drawing it up and across with gentle tugs, about a yard at a time, and imitating, as well as you can, the shootings of the living fish in its action. When it wants throwing out again, throw it further than before; and so continue extending your throw until you have fished the whole water. If a fish comes after your bait, never stop it, or in any way alter its pace, or he will most likely be off again. In fact, as Mr. Blain remarks, "more fish are lost by the nervous feeling which shoots through the young angler when he perceives the first rush of a trout, or flinches from, or starts to it, than by any other course whatever. If nothing of this kind takes place, the trout sees no cause of alarm, and there need be no fear on the angler's part but that he will himself strike the fish at the regular pace at which he attempted to overtake it; and that being done, it only remains for the fisher to fix the hook, or hooks, within its mouth by a

smart stroke from the hand, if possible, in a direction contrary to the progress of the fish."

Keep out of sight as much as you can; and as soon as you have a bite, strike. When you have hooked your fish, you will find him trying to resent the obstruction. The trout is strong, and he struggles violently, sometimes leaping high out of the water, and flying and flouncing about in all directions. Thomson directs you what to do:—

“ With yielding hand, feeling him still,
Yet to his furious course give way,
Till, floating broad upon his breathless side,
You safely drag your spangled prize on shore.”

As spinning is a kind of fishing which requires much skill, I shall add to what has been already said, the directions of an accomplished angler—Captain Williamson. He says, “The swivel-trace answers two purposes: it prevents your line from being wrenched, by the largest fish, into twists and snarls; and it causes your bait to play round, or, as it is called, to spin freely in the stream, whereby it imitates more closely the action of a live minnow, and prevents the hook, &c. from being distinguished. . . . It is very tempting, and when large fish, disposed to feed, are near, you may depend on success. If you have command of your water, and can carry your rod as you please, you should commence by casting your bait from you very gently, so as to alight in the stream without splashing more than a minnow would in one of its jumps. Then draw your rod in such direction as may cause your bait to cross the stream obliquely towards you. When near you, it should be conducted from you in a similar manner, by an adverse tendency of the rod, carrying

the bait now and then somewhat higher in the stream, and sometimes lower, so as to give ample range. The extent of your compass, in that respect, must be entirely subject to the breadth of the water, and to the depth at the side; whence, the length of your line being regulated, you will have fair reason to expect a bite. It is proper to remark, in this place, that the spinning-bait answers well, both in deep, strong water, (in which case, one or two shots above your swivel will be proper, to keep the bait down;) or it will succeed in those very rapid shallows called scours, which are to be found at the edge of all rivers in various parts, and which sometimes stretch across the beds of the rivers like banks, or what in sea language are termed bars. A good angler will make his bait spin in still water; but then the fish do not take it readily, because the line, in such cases, cannot be concealed from their view; and the perpetual—I may, indeed, say the violent—action it must maintain scares them. This is not the case in a strong current, which spins the bait when the line is long, and when the rod is very gradually moved, merely to direct the bait across the stream. With the spinning-bait, you will catch salmon in all its varieties, trout, perch, and pike. Sometimes you will find a chub on your hook. This, however, is not the ordinary bait of that fish; but when very hungry, it will snap at small fishes, and may, as I once experienced, be thus taken. Observe, that as all fish, in seizing a spinning-bait, direct their attacks towards its tail, viewing it as an object of pursuit, you need not be afraid of your trolling-hook being too long, so as to come out rather behind the vent, when it will do most execution. Many a very

large trout has, however, been taken merely by the lip-hook. On such occasions much skill is required. Every angler ought to make allowance for the possibility of such an attack, and to avoid all pulls and jerks, such as might either tear out the hook, or, by irritating the fish, cause him to make such efforts as would produce his liberation. Indeed, it is by keeping the utmost command over your own hand, and by avoiding that childish propensity, too prevalent in many, of getting an early sight, and of making the fish struggle and leap, that you will complete your purpose. In that quiet, temperate, and forbearing mode which distinguishes the expert angler, much finer tackle may be used, whence your basket will be more readily filled, especially with the more choice kinds of fish.*

SECT. II. — BOTTOM-FISHING.

HAVING taken up your position, and plumbed the depth in the manner already directed to be done in p. 85, taking care not to disturb the water more than cannot be avoided, let your line remain immersed for a short time, so that it may be rendered less liable to break, by being thus softened and stretched. After this, take the rod in your hand, in a proper position, raise the line out of the water, and let the bait, and then the float, fall in, quietly, at the upper part of your swim. When it has been carried by the stream to the extent of your reach, strike gently, raise the bait out of the water, and let it fall in again as before. Proceed thus till you get a bite, which you discover by

* For further on spinning for trout, see page 143.

the float being shaken, or snatched under, or moved in some way other than by the water, and then immediately strike ; to do which requires more skill than is generally supposed. The rod being held firmly in the right-hand, as soon as the bite is observed, the arm should be pressed against the body, and the strike be made by a sudden, but not violent, jerk of the wrist and hand, at the same time tightening the muscles of the arm above the elbow. The arm should not be jerked upwards, but the wrist be smartly turned round, accompanied by a slight upward movement of the arm from the elbow downwards. If you hook the fish, and he offers no resistance, you may carefully, and almost immediately, lift him into your boat or ashore. A very little practice will teach you how far to yield to the fluttering of the fish, to avoid breaking your line. If you hook a heavier fish, and he rushes away upon feeling the hook, as he is pretty sure to do, immediately give him line, but without letting it be slack. Hold your rod nearly perpendicular, and keep the fish, as much as you can, in a similar position, checking him as he rushes backwards and forwards, and thus gradually exhausting him. It may be observed, too, that whilst the fish struggles, you should try to get him a few yards out of your swim, so as to keep it as much undisturbed as possible ; and when you find that he is becoming pretty quiet, wind up some of your line upon your winch, and gradually bring him to the surface, running him backwards and forwards in the water, if you find his resistance still too much for your tackle, and giving him line again, should he plunge and require it. When you feel that you can do so with safety, bring him up, and pass your landing net under him, that so

you may land or boat him with safety. Should you be without this, you must do the best you can, taking the fish to a shallow inlet or a level shore. The most skilful management is called for in landing your fish; and upon the amount of skill you have attained to, will be the size of the line and hook you may angle with. Some anglers will take a fish of seven or eight pounds weight with a line and hook that would be too fragile for others with fish of a pound weight.

Having unhooked your fish—with the disgorger, if necessary, as directed in p. 85—clear the hook of the remains of the old bait, put on a fresh one, throw a ball or two of ground-bait into the swim, if required, and then commence as before. The ground-bait should not be thrown in, however, too often, nor unnecessarily. If you have got the fish well together, abstain from throwing it in, as it has a tendency to disturb the water, and frighten the fish.

When your line becomes ragged or chafed, rub it up and down with a piece of India-rubber. This will also straighten a gut or a hair that has been kept coiled-up.

Should you break your hook, or line, or rod, sit down and repair it, according to the directions already given. When you want to tie a knot in joining a line, first soak it in warm water, if you can; if not, hold it in your mouth until it becomes soft.

Never attempt to lift a fish out of the water by laying hold of any part of your line; if you do, the chances are that you break it.

When fishing for barbel in deep or rapid streams, the baited hook should drag several inches on the ground. When angling for these, and roach, chub,

dace, &c., from the bank of a river, there should be only about two feet of line between the float and the point of the rod. But in fishing for barbel or dace from a punt, in a rapid stream, you will require much more line between the float and the point of the rod, according to the length of the swim ; but be sure that you have no more than is necessary.

Always keep the top of the rod directly over your float, and move your arm with the stream, so as to let the float and the top of the rod go together. This gives you the power of striking the moment you get a bite.

If a fish breaks away, he is likely to frighten the other fish and disperse them, in which case, you must endeavour to recover them by a good supply of ground-bait thrown in as gently as possible—as, in fact, it always should be.

It is important to bear in mind that the success of an angler depends upon a combination of qualities. He must be cool, observant, and patient ; he must have a quick eye, and a ready and light hand. He must watch carefully the different motions of his float, and whenever he observes any interruption to its natural easy motion in the water, strike quickly and skilfully, according to the directions already given.

As a general rule, keep out of sight as much as possible while angling, and always let the sun fall in your face, otherwise the shadow of your rod falling upon the water will frighten away the fish.

Having given these general directions, it remains to treat specifically of the mode of angling for each particular description of fish, which shall be done as plainly and intelligibly as possible.

I. — THE BLEAK.

This fish, as already stated, is found in almost all clear streams, generally about mid-water, or at the depth of three feet in deep places. In summer weather it will take a bait of various kinds.

The rod for taking bleak should be a very light one; that is, it should be of white cane, stiff-jointed, and running to a very fine top or point. It should be about thirteen feet in length. To the rod should be attached a single hair line, about five feet long, with a very small quill, or, as it is called, a "tip-capped float;" or a porcupine quill, which will carry eight or ten split shot, of the size No. 7, or two or three only of a larger size. The hook should be a No. 13, fine wire. Provide yourself with some carrion gentles, a few liver gentles for your hook, some bread of the preceding day's bake, and a little bran. Choose a moderately still part of the river, off a bridge or a wharfing; or select a bank where the water is moderately deep, still, and clear. Having put your tackle into neat order, so adjusted your float that your bait may swim about three feet below the surface, bait your hook with a single gentle, according to the directions already given, taking especial care that the hook may not be exposed, on the one hand, nor the gentle extend much beyond its point, on the other. Next, throw in, just above where you stand, a small quantity of the carrion gentles, with a little of the sand in which they have been kept, and a little damped bran. As this swims past, gently drop your baited hook in the water, and you will scarcely fail to have a bite almost instantly. Another good bait for bleak is the paste made by slightly wetting, or chewing a piece of bread, and

working it in the hand until it is close and of a consistent quality. A very small pellet of this, worked between the finger and thumb into a smooth round pill of about this size ● should be put upon the point of the hook, so as to bury the whole of the bend, and without showing the point. This, if properly used, is a killing bait. With this, the same casting-bait may be used, or the gentles may be omitted; and bread, in very small crumbs, slightly wetted, and mixed loosely with bran, be used. The casting-bait should not be used in any large quantity, as it speedily swims away. The proper course is to throw it in frequently, in small quantities, and to take care that the baited hook always swims with it.

These directions have been given, not merely to enable the young angler to take bleak successfully, but to make him expert and skilful in killing a nimble, quick, and fine-biting fish, and thus qualify him to set about all kinds of angling with the greatest success.

II. — THE MINNOW.

THIS is a favourite bait for trout or perch, and is found in large numbers in the Thames, as also in the Lea, New River, and other waters about London. To take them, use a fine hair line, a very small float, and the smallest sized hook. Choose an eddy or a shallow, and bait with a blood-worm, a gentle, or part of a red worm, and let it be on or very near the ground. They should be put into the well of your punt, or into your kettle, as soon as they are taken, that they may be kept alive for bait.

III. — THE STICKLEBACK OR PRICKLEBACK.

THIS diminutive fish, which is bold and voracious though so small, is useful as a bait for perch and small jack, when minnows cannot be obtained. It may be taken with but little trouble, even without a hook, with a worm or a piece of worm tied to the end of a thread or line. Its voracity induces it to swallow the bait, and it may be taken before it can disgorge it.

IV. — THE GUDGEON.

THIS is more esteemed than most other small fish, and is found in gentle streams, with gravelly or sandy bottoms. To angle for gudgeon, use the same tackle as for bleak, excepting that the hook may be a little larger, as No. 10 or 12. It will bite at any time of the day, especially if the weather is cloudy; and the best baits are small red worms, gentles, and cow-dung worms. As gudgeons generally swim close to the bottom, the float should be so adjusted that the bait may just drag on the ground. A rake should be used to stir up the gravel with, as the fish bite much better when that is done. Especial care should be taken not to load the hook too much, as in that case they nibble away the bait, till they discover the hook, and then cut off. If you use a ground-bait, let it be small quantities of paste made up into small pellets. It is not necessary, indeed it is not well, to strike for gudgeons very quickly after you perceive a nibble at the bait, as it is

with bleak, for which the strike should be instantaneous. A gudgeon will sometimes nibble at the bait, before he fairly takes it. A little practice will supply the requisite knowledge as to the moment when you should strike.

V. — THE ROACH.

IN fishing for roach, which is a most interesting species of angling, the rod should be about eighteen feet in length, unless the stream be a very narrow one, and as light as it can be made, without being whippy, having a single ring at the top on which to hook your line. Provide yourself with a case of hair lines, from six to twelve feet in length, and as fine as you can use them. The float should be a tipped-capped quill; the size being adapted to the nature of the stream, as in all other cases. But as roach are found in the greatest abundance where the stream is nearly still, a float of about three inches long, to carry eight or ten No. 9 shot, will generally be found of the right size. The hook should be a No. 10, fine wire. The shot should be put on close together, about twelve inches from the hook, with the exception of one or two of a smaller size, which should be put about four inches from the hook. The shotting should be sufficiently heavy to leave only about the eighth of an inch of the float above the water. The length of line between the float and the top of the rod should be about sixteen inches, and the float must be so placed that the bait may touch the bottom. Should the rod be shorter; say thirteen or fourteen feet in length, the length of line between the point and the float should be about twelve inches. If this is strictly attended to, the fish, upon taking the

bait, will be struck with more certainty than it otherwise could be.

Except in the coldest months, you should angle in six or seven feet depth of water; in the colder season, the roach get into deeper water.

Having selected a still and shaded spot, which in running water should be where the bank has been worn from the set of a gentle eddy, or the curve of the stream, plumb the depth, and fix your float so that the bait may just touch the bottom. Next, measure your swim from your standing-place, so that you may not be overreached in distance, and that your bait may always pass over the same ground, or as nearly so as possible. Having done this, let your line fall into the water, and remain there for a few minutes, or till you are ready for it. If the place has not been previously baited, (it would be better to bait it at least two hours before you begin to angle,) you may now cast in your ground-bait, which should be formed of bran, bread, and pollard, made up together into pellets of about the size of a walnut, for still water, and increasing in size in proportion to the strength of the stream.* Chewed bread may be used, if you are without the other materials. This should also be occasionally cast in whilst angling, but care must be taken not to disturb the swim, by casting the pellets in too frequently or with too much force. Everything should be managed as quietly as possible.

The best bait for the hook consists of white-bread paste, made as directed in page 92, and made up into a good sized pill, perfectly round. The point of the hook must be thrust into its centre, and the paste be carried

* See page 93, for making this ground-bait.

round so as to cover, not only the point, but the bend of the hook. Gentles are used, but they are not so good. At the time when the wheat ripens, the new wheat makes a fine bait. It may be prepared as directed in page 92.

It is important to continue to stand on the same spot, so that your baited hook may be always dropped in the same place, and your float take the same swim. To ensure this, mark your place of standing, and see that you keep to your mark.

The moment you perceive a bite, strike with the wrist, as directed in page 102; and when the fish is hooked, the rod should be held nearly perpendicular, as that gives you a much greater command over it than you can get in any other way. Play with the fish till you find he ceases to struggle, then carefully bring him so far up as to be able to look at him; and, if not too large, weigh him out on to the bank. If too heavy, you must use your landing-net, which you should always have close at hand, and be careful in using, so that you do not frighten and excite your fish. As it is of consequence to keep out of sight as much as possible in roach-fishing, it is best to sit down, if you can do so; and when angling for them in rivers and streams, you should choose a swim that is shoal at the end of it, as this at once acts as a barrier to the fish, and keeps the bait at a proper distance from the ground as it drifts along the swim. Do not omit to throw in, occasionally, a small quantity of ground-bait, close to your float, and without producing a commotion in the water. Observe that the directions given for roach-fishing are equally applicable to the taking of dace, rudd, &c.

Different anglers have different modes of angling. I am happy to be able to lay the following results of a large experience before my readers. I am indebted for them to a gentleman who is one of the best practical anglers about London.* He says, "In angling for roach, in all clear rivers or streams, and especially in the river Lea, I always use a single hair line; transparent quill float, carrying from ten to twenty, or even thirty, fine shot, according to the rapidity or depth of the water; a No. 10 hook, very fine wire, and broad in the bend; and not more than one shot on the hook length, which I place about a foot from the hook, just to steady the bait. Excepting only in the deep and rapid parts of the Thames, I invariably use a paste bait, made of the crumb of fine white bread, one day old, which I dip in the water, then squeeze with clean hands, and work into the consistency of fresh putty—putting on a piece about the size of a swan-shot. I am convinced, from experience, that there is not any bait so enticing to roach as this is. Sometimes, when the water is coloured, from heavy rains or the opening of flood-gates, I have found my sport much increased by tinging the paste with a little vermilion, making it a deep pink or rose colour. With this red paste I have frequently taken perch and chub, and occasionally a trout; but I never use wool, essential oils, or scents, in which I put no faith. To ensure success, and to draw the fish into any particular swim, it is quite necessary to occasionally throw in a few balls of ground bait, made of well-soaked bread and bran, kneaded together till very adhesive, then broken into pieces of about the size of a walnut, in which, if deep water, or much

* Mr. George Pratt, of Canonbury-square, Islington.

stream, I insert a small pebble, and cast in about the float, at the beginning of the swim. With baits and ground-bait of this description, I have, in the counties of Norfolk and Suffolk, frequently taken from twenty to thirty pounds of roach in a few hours, much to the surprise of the resident anglers, who, with their strong tackle, wool-paste, worms, and gentles, seldom took one fish to my dozen. On one day, in the summer of 1845, between the hours of ten and four, I caught over forty pounds of roach, twenty of which fish weighed fifteen pounds and a half; and in October last, on a very unfavourable morning, I caught, near Hurleston, in Norfolk, a dish of fine roach and dace, one of which (a roach) weighed exactly two pounds. With the red paste, at Waltham, I also took an eel weighing fifteen ounces and a half; and on another occasion, a rudd (which I have had preserved for the inspection of the curious) weighing two pounds and a quarter,—both with single hair and tight lines. I should have observed, that when fishing with single hair, I have always with me a small, light landing-net to land the fish with; for if attempted to be weighed out, excepting when small, they would undoubtedly break the line, and sometimes probably the rod also. Hence the necessity of striking very gently, and after playing the fish a little, landing him with the net. In many places, fresh grains are a very good bait, throwing in a handful occasionally, and picking out a few of the least bruised for the hook. With this bait I have often taken a quantity of bream. At Oundle, on one occasion, I caught ten bream before breakfast, and they weighed more than thirty pounds. I have always found it best to be particular in accurately plumbing

the depth, and, in clear and easy streams, fishing exactly on the bottom; but in some rivers, such as the Waveny, in Suffolk, which abounds with roach, it is better to fish about a foot from the bottom, owing to the great quantity of slimy weeds growing in all the deeper parts. Here, also, as well as in all rivers that are not much fished, a stronger rod, and a fine gut line, may be used, as the fish are not so shy as in more frequented waters. I generally use a light, stiff cane rod, from sixteen to eighteen feet long; and in all moderately still waters, not more than twelve or fifteen inches of line ought to be left between the top of the float and the rod, otherwise many fine bites will be missed, which are often the best fish. In case the line is much shorter than the rod, it is best to divide the rod, so as to bring the fish within easy reach. Then bait the hook, and join the rod again. Many persons think roach fishing beneath their notice; so it may be, in over-stocked ponds and stagnant waters; but many anglers, of whom I am one, subscribe to the Lea, and similar fisheries, for almost the sole purpose of taking roach, which, if caught in the winter or spring, and well cooked, are equal to almost any fresh-water fish.

“I am here reminded of a circumstance that occurred to my friend R——, well known at Broxborne and Hoddesdon, which shows the exactitude of his fishing.

“We were angling from a punt, just above Carthagenia Wear, in the month of February, and for upwards of an hour had not had even a nibble. It was now one o'clock, and R—— proposed a run on the bank, to circulate the blood a little (as it was very cold), and then to have lunch; but he said he would previously cast in some ground-bait, and plumb the

depth, in which latter act he unfortunately lost a small favourite ring plummet. At two, we recommenced, not having moved the boat, and in the very first swim he fancied he had caught a small roach, but to our mutual surprise, he had actually hooked up the identical plummet he had lost an hour before, and this in about ten feet of water. He was an excellent angler, and I mention this anecdote to show the accuracy with which he fished. We left off at about five o'clock, having caught exactly nineteen pounds of roach; and this in the month of February!

“On many occasions, I have taken upwards of fifty pounds of roach in a day; and, once or twice, nearly a hundredweight.”

In conclusion, I will just mention a singular, but effective way of taking perch, especially in the docks, when the water is low and bright. With the usual perch tackle and a can of minnows, have also a large glass decanter, in which put about eight or ten minnows; tie over the top with a bit of gauze, and sink it with a string about the place where you are angling, which can be easily done from the wharfs or bridges (with a pole) or from the floating timbers. Bait also with a minnow, and fish near about those confined in the decanter, and success is almost certain.

VI. — THE CHUB.

THE Lea-river is a famous place for chub, and they are tolerably plentiful in the Thames and other rivers. They resort chiefly to deep holes, tumbling bays, at the tail of mills, scowers, &c., but in cold weather they are

found in shelves under banks, and in holes that are shaded and protected by the roots of trees, bushes, &c. They are a bold-biting fish, but are shy, and easily driven away. It is material, therefore, to keep out of sight as much as possible. The rod best adapted for taking chub is a bag-rod, with a roach top, having a winch and running line, and a line of double hair down to just below the hook, and thence a single one. Or, if you cannot yet manage such a line, which requires good skill to avoid breaking, you must take a fine gut. The float should be a neat quill-tipped cap, that will carry six or seven shot, according to the rapidity of the stream; and the hook a No. 8 or 9. You may bait with worms, maggots, wasp-grubs, or snails. Bullock, calf, or sheep's brains make a good ground-bait in winter time. Greaves are also used, especially in summer and autumn. It should always be borne in mind, whatever material is used, that the chub loves a large bait. When using gentles, or small worms, two should be put upon the hook. As *blowing brains* is a nasty practice (chewing them, and blowing them into the river), the best plan is to cut them into small pieces with your scissors, and mix them up with some bran and house-sand. Having prepared your tackle, and plumbed your depth, throw in some of your ground-bait as quietly as possible, and then let your baited hook fall in, so as to be a little way from the ground. The moment you perceive a bite, strike, and then let the fish have line to run freely, or it will break hook or line. If managed properly, it is soon tired, and may be brought to land. If you are fishing amongst trees—which you must do in winter—then you should have a stronger line, of a moderate length, and without a

winch. The object is to prevent the fish from getting amongst the roots, branches of trees, &c., and the line must, therefore, be of sufficient strength to hold it. In such places as these, one mode for taking chub is to "sink and draw"—that is, to use a line without a float, and having dropped the baited hook to the bottom, to draw it up gently to the surface, and thus continue till you get a bite, when you must land your fish as quickly as possible. Do not omit to throw in some ground-bait occasionally, and do it without disturbing the water. In fishing for chub, it is well to shift about, backwards and forwards, between two places, at a short distance from each other.

VII. — THE BREAM.

To take this fish, the rod should be a long, light one, with a reel and a running line of the finest description. The lower line, if not a hair, should be of fine gut, and the float and hook the same as for chub. The bait may be a small, well-scoured marsh or red-worm, brandlings, maggots, gentles, or paste. For a ground-bait, use greaves, bran, and clay, made up into balls, or carrion-gentles. The baited hook should be about half-an-inch from the ground, and the moment you observe a bite, strike. Keep your line loose on the winch, as the fish will, especially if it be large, rush out into the middle of the river upon being hooked. The best places for bream are still, broad places, the bends of rivers, or the eddies where there is little stream.

VIII. — THE TENCH.

THESE fish are by no means plentiful in the rivers and streams about London, although they are sometimes taken in the Thames and the Lea, as well as in the Camberwell and Croydon Canals. They thrive best in ponds, with loomy-clay or muddy bottoms, and in foul and weedy waters. In such waters they are often so abundant and ill-fed that they are taken in large quantities. The tackle for tench should be light, similar to that used for taking bream; and in rivers the baited hook should just drag the ground, and in ponds be a little above it. For ground-bait use small pellets of bran and bread, and occasionally throw in, close to the float, half-a-dozen gentles, or pieces of worms. Bait your hook with blood and other red worms in April and May, and later in the season, with gentles, sweet paste, the white part of greaves, wasp grubs, &c. They are especially fond of well-scoured marsh worms.

IX. — THE PERCH.

FOR perch-fishing strong tackle must be used. The hook length must be of the best gut or of the finest gimp, as you not unfrequently take pike, especially while roaming with the minnow. The float should be a small cork one, and the hook a No. 6 or 7. In rivers, the perch should be sought about the entrance of a small stream, close by piles or piers, or just outside a ledge of weeds. In docks, it will be found in the small openings between logs or openings of timbers.

In river-fishing, the best baits are minnows, stone-leech, and almost any small line bait, as also grubs and brandlings. In docks, bait with shrimps, minnows, or the brandlings, well scoured. I would strongly advise that when a minnow is used to bait with, it should be hooked by the tail, as it will thus swim much freer and livelier than when hooked through the lips or back fin. It is also safer; a minnow hooked by the lips being very likely to be taken off by a perch, in consequence of the resistance offered to the snatch by the large corks too generally used in angling for this fish. I have seen a dozen minnows lost in succession when hooked by the lips, while with the next five, hooked by the tail, I have seen seventeen perch taken. It has been said by some writers, that if you can get thirty or forty perch together in a hole, they are so greedy and fearless that you may take them all. Now, that the perch is both greedy and bold, there is no denying; but it is not so devoid of caution as this statement would make it appear. There is no great difficulty in finding thirty or forty together in a hole. Any one disposed to differ with me as to the likelihood of taking them, may set the matter at rest by making the trial.

Perch seldom swim near the bottom, and it will generally be found that to fish at about two feet below the surface is the best depth.

Your success in perch-fishing will depend, in a great measure, on the way in which you bait for them. It is very desirable to bait the ground on the preceding night with a paste made as recommended in page 93. It should be made into good-sized lumps, and thrown into the spot you intend to angle at; and if the fish be at all plentiful there, you will not fail to find them

within a yard or two of the spot while any of the ground-bait is left. The reason is obvious. The ground-bait is constantly breaking up, and being carried away in small pieces, and this brings together immense quantities of small fry, the natural prey of the perch, who will there feed or sport as long as bait or fry remain. You may occasionally throw in some of your ground-bait in loose quantities, well saturated, with great success. The small fish will be induced to rise to it in large quantities; and as surely as they do so, they will be observed and pursued by perch.

When you have a bite, let the fish run the distance of a yard or two, so that he may gorge the bait, and then strike smartly, but never violently.

When fishing for perch, always have a live-bait kettle, of the kind described in p. 80, and keep your bait-fish in good condition by a frequent change of water. Early in the morning, or late in the evening, is the best time for perch-fishing. To keep shrimps fresh for bait, the best way is to put them into some damp, sandy gravel, in a wicker basket. When gravelly sand is not easily to be had, a good whisp of hay, straw, or weeds, well wetted, will answer as the next best thing.

X. — THE CARP.

THIS being called "the fresh-water fox," suggests that it is vigilant and wary, and that some patience, as well as skill, is necessary to take it. Next to the ponds in which carp are bred, the places to angle for them are those parts of rivers where the stream is gentle, and the water deep and weedy. The rod should be a

long, light one, with a fine running-line on the winch, a fine single gut-line, a fine tip-capped quill float, and a No. 5 or 6 hook for the smaller baits, and an 8 or 9 for the larger. The baits to be used are red-worms, brandlings, maggots, cabbage-worms, wasp-grubs, sweet-paste, or the white pieces in greaves. For a ground-bait, which should be thrown in on the preceding night, bran and greaves mixed together, or fresh grains and pieces of lob-worms, should be used. Your baited hook should be about half-an-inch from the bottom, in a pond, and should lie on the bottom in a stream. When you strike the carp, (which should be immediately, if in a stream, and after the lapse of a second or two in a pond,) it must be with a smart, strong hand; but as soon as you feel you have him at hook, you must let him go, for he is a strong, heavy fish, and will tear all to pieces if you do not give him play. He will also struggle long, and sometimes, if not hooked by the jaw, but in the throat, he will haul back till you almost draw his entrails out of his mouth. He is, in short, as bold and stout when he is taken as he is wary and timorous before; and, at last, when you have, as it were, tired him, and you would think he was dead, you must be very careful how you land him, for he will then make, as it were, his last efforts, and will not quit the water without struggling to the utmost for his life. It is true, that when you have once fairly hooked a carp, there is little fear of his breaking away from the hook, being one of those leather-mouthed fish that have their teeth in their throats; but there is some danger, when angling with a paste-bait, of his sucking it off the hook, and then carrying it away. It is necessary, therefore, to have a sharp eye on your float. The nature of this

fish renders it necessary to keep as much out of sight as possible while angling, and also to avoid disturbing the water more than cannot be avoided, by throwing in the ground-bait. It is also necessary to guard against your fish, when hooked, making his way amongst heavy weeds, or other things, such as roots of trees, &c., which it will do, if possible. The carp will seldom bite in cold weather, and in hot weather, he bites best early in the morning and late in the evening.

In hot weather, when the carp is sometimes found sucking among beds of broad-leaved weeds, in ponds and moats, near the surface of the water, the best way of taking him is by a dipping-bait—that is, a red-worm or sweet-paste, upon a hook attached to a line, without a float. In this case, you should place two or three small shot a few inches above the hook, so as to sink it, and then, with as little motion or disturbance as possible, drop the bait between the weeds, and let it remain about an inch below the surface of the water. When the fish bites, he will carry the bait down perpendicularly, and you must strike sharply, and at once weigh him out, before he manages to get amongst the weeds, and breaks your line. The best line for this purpose is about a couple of yards of strong gut, and the rod a strong bamboo one, with the stiff top, and no winch.

XI. — THE RUFFE.

THIS is a species of the perch, and is much like it in form and habits. They are rarely met with near London, however, except in the Mole, and occasionally in the Thames, up at Shepperton. The Isis, Cam,

Trent, and Yare contain large quantities of them. It is fond of clear water, a deep place, and a gravelly bottom, and may be taken all day long, in summer, if there is a cloudy sky. The line must be a fine one, with a quill float, and a hook, No. 8 or 9. The best bait are small red-worms or brandlings, which should be kept very near, or on the bottom. You should strike immediately there is a bite, not giving the fish much line. For a ground-bait, you may use clay and worms, or worms alone, when the water is muddy. The ruffe is a lively and free-biting fish, and affords the young angler much amusement.

XII.—THE BARBEL.

THERE are two modes of taking these fish: the one with ordinary tackle ; the other, with a leger-line, from the bank, as follows :—Take a short stout rod, having a winch, and about thirty yards of strong running-line, with about a yard of strong gut at the bottom, and a hook of No. 6 or 7, or, as some prefer, a double-hook, No. 10; or two of these hooks, one hanging a foot above the other. No float is necessary, but instead, you place a piece of lead, called a leger-lead, (sold at the tackle-shops,) about a foot distant from the hook, below which a large shot is put, to prevent it from slipping down the line. The leger is then attached to the running-line by a slip-loop knot. The best bait is, probably, greaves ; or a worm, or a gentle, will sometimes answer well ; but in that case, the hook should be a No. 8, of strong wire. Soaked greaves,

bran, and clay, mixed together, and made up into balls, make the best ground-bait, which should be liberally used. When you let drop your baited hook into the stream, see that there is no more line than will enable you to keep the point of your rod over the leger. When the fish bites, it will draw your line through the leger, and then you must at once strike hard, or firmly, so that the hook may be sure to enter the mouth of the fish, which is very tough. It is to be observed, that the rod should not be held up, as usual, but the point downwards, so as almost to touch the water.

When you fish for barbel with a float, &c., you must, if there be anything of a stream, use a cork float, a fine gut line, and a hook of No. 7 or 8 size. In the Lea-river, and similar places, finer tackle had better be used, with a quill float, and a hook of the size No. 10, but rather stout in its make. The bait should be red worms, gentles, or greaves, the one being changed for the other, if expedient; and it should drag a couple of inches on the ground. The barbel is a very lively and strong fish; he bites sharp, and pulls down the float very suddenly. Some skill and management are therefore necessary to take him, and avoid breaking your line. To guard against this, attend to the following directions:—When you have cast your baited hook into the water, raise your rod, so that the point of it is kept over the float, and the line taut, so that the moment there is a bite you may be able to strike the fish. Almost simultaneously with this, let your line go, so that he may run, as he will do, without breaking your line. Now, the thing is, to run him backwards and

forwards, keeping his head up, until he is so far exhausted that you may safely venture to lift him into your landing-net.

In fishing for barbel, be pretty liberal with your ground-bait, the best of which is greaves, clay, and bran, mixed together, and made up into balls.

XIII. — THE PIKE, OR JACK.

As soon as the spawning is over, which is at the latter end of March, or early in April, these fish return for a few days to the deep waters, and during the middle of the day may be found basking in a state of torpidity upon the surface, enjoying the warmth of the sun. At this time they may be taken—though every true angler will set his face against the unsportsmanlike practice—by a process called “haltering,” or “snaring.” This requires a stout pole, such as is used to hay-rakes, at the top of which a piece of strong cord, about two or three feet long, is fastened, having at its lower end a piece of stout brass or copper wire, formed into a draw loop, large enough to allow a man’s head to pass through it. In using this, you must look the pike full in the face, keeping your eyes fixed on his, so that he becomes in a manner fascinated, and remains motionless. The pole must then be lowered very gradually, so that the wire loop may pass under the level, at about a foot before his nose, and when got to such a direction as that it may girt him all around, without touching him in any part, you must gradually move the noose or loop forward, until you have passed his gills, and then, with a sudden jerk, pull tight, so that the loop may

draw close upon his shoulders, and, without any delay, lift him out of the water.

The best season for jack fishing, however, is from October till April, as the weather permits.

There are three favourite modes of taking the pike, each of which has been described in p. 103, *et seq.*

XIV. — THE TROUT.

THIS beautiful fish is, in all respects, a favourite. It affords great sport, and is a coveted delicacy at the table. It is strong, game, and voracious, and requires no less coolness, caution, and skill to take it, than it does to take the more formidable-looking pike. The season is from April to August, inclusive. Of all known modes, my favourite one is by spinning a minnow, the mode of doing which has been described in preceding pages.

But something further may here be said of spinning for trout, in particular.* “The first step towards success in taking this fish is to study its nature and habits. For want of this, many otherwise good anglers are comparatively unsuccessful when they address themselves to trout-fishing, which may be looked upon as the *ne plus ultra* of the art. Let us say a word upon this subject. It is a curious fact, that the trout generally inhabits deep holes and eddies, and usually feeds at the distance of from fifty to a hundred yards from its haunts, to which it always returns after feeding. It is as regular, too, in taking its food, as the best managed family; it has its meal-times, and it observes them with

* For what follows, I am indebted to a gentleman whose reputation as a Thames angler extends far and wide, but whose modesty forbids my making known his name.

a most commendable punctuality. As the season advances, and the weather becomes warm, the trout work their way up into the weirs, where they find food in abundance; for the small fry, then endeavouring to head the weir, are thrown back by the force of the water, and fall almost into the mouths of their pursuers. In very hot weather, the trout are mostly found in the foam on the apron of the weir, behind the fall, or spurs. The corners of the weirs, too, are generally a favourite resort for the best fish. It is a curious fact, that when a trout has once chosen his locality, and taken up his position, he is seldom interfered with by any other fish. When he is carried off, however, he is soon succeeded by another. No trout spot is permitted to run to waste. Having had several years' experience, and traversed a large extent of water, I can confidently affirm that trout are invariably found in the same spot, year after year. The succession seems never to fail.

“When the trout first come up into the weirs, they are easily run or taken—that is to say, by one who understands his business, and has provided himself with the necessary means. Many persons are unsuccessful, simply because they will not go to the expense of good tackle. A fish snaps the bait, and runs away with the hooks. Unable to feed, it returns to its haunt, and sulks at the bottom, preventing other fish from approaching, and depriving the angler of all further sport for the day. The tackle I would strongly recommend for the early part of the season are, a strong rod, with a flexible top, running tackle, and a multiplying winch. You must have a patent-dressed line, with a good gut bottom, and at least three swivels. The snap should be formed of

four triangles, placed very near to each other, with a lip-hook added. (See engraving to the right.)

“ This I consider to be greatly preferable to the returned hook generally used, and which the fish often escapes, in consequence of so large a space being left between the bottom triangle and the returned hook. The bait will also spin better, and last longer upon these hooks than upon the other, if properly put on. In bright and warm weather, I have found a gudgeon to be the best bait, generally speaking. It should be slightly curved at the tail, so as to bring the head and tail to draw even. In cloudy days, the bleak is a good bait, but it requires more care and skill to put it on than to put on the gudgeon. Later in the season, I would recommend the use of three triangles and a lip-hook, instead of four. (See engraving to the left.)



“ This is smaller, and therefore better, when the trout, having gorged themselves, become delicate in their feeding. At the latter end of May, and in June, the minnow is an exceedingly good bait, and trout will frequently take it in preference to any other. I have found the live-bait, too, very successful, particularly in large pools and weirs, using a large float, or a cork one, and allowing the bait to work where the

trout are on the feed; the fact being, after having been spun for, trout become very cautious and cunning. They will fly at the spinning-bait, and turn from it without touching it. In the latter end of May and June, also, the fly is sure to be used with success. It is more dainty and agreeable to the palate after the fish have been feeding upon fish-bait, and I would strongly recommend its use.

“I have frequently taken fish in places where few persons would think of looking for them—as, for example, where there was scarcely water enough to cover them—in the nook of a weir. In such places I have found them greedily take the bait. I need hardly say that the greatest caution should be used in approaching the spot, and that the fisherman should keep as much out of sight as possible. Much skill is requisite to throw the bait, so as to avoid disturbing the fish. This, of course, comes with practice. Should you hitch your line in any of the wood-work of the weir, off fly the fish, and there is an end to your sport for the day.

“The Thames trout-spinner may save himself much time and trouble by well observing the water, and marking the various localities. There are miles of water where it would be useless to cast a bait for trout. They are not adapted to the habits of the fish, and they consequently do not resort there. You need not, for example, look for them in deep, heavy waters, where jack and perch predominate. The roach-fisher, the perch-fisher, and the jack-fisher well knows where to wet *his* line, and, as I have already observed, the trout-fisher must study the habits of his fish, and observe the peculiarities of the waters, before he can become successful.

“About the latter end of April, gudgeons generally spawn upon the gravelly hills, and it is worthy of notice, that trout resort thither, and gorge themselves with the spawn. They will then refuse the spinning-bait; it is but waste of time, therefore, to throw it in such places, at such a time.

“Trout are sometimes taken by persons who are fishing for barbel with a lob-worm, which will always be found a good bait where trout abound. But in the Thames, where their visits are, unfortunately, like angels’—“few, and far between”—very few persons have the Job-like patience to fish for them in this way.

“I have been in the habit of having my tackle from Mr. Bowness, jun., of Bell-alley, Temple-bar, who has fully entered into, and carefully carried out, my suggestions and improvements, in the formation of the hook, and in the construction of the tackle, best adapted for this description of fish.”

If you are disposed to sport with trout in the ordinary way of bottom-fishing, you may do so, neither throwing the fly, nor spinning the minnow; and if you mind well what you are about, you may have good sport too. It is to be observed, however, that the most successful way of bottom fishing for trout is what Isaac Walton calls “angling by hand;” that is, without a float, the bottom line being so shotted as to prevent the stream carrying away your bait. The tackle should be fine, the bait must roll along on the ground, and the angler must take especial care to keep out of sight, and to proceed as noiselessly and gently as possible. Do not be in too great a hurry to strike when you think you feel a bite. Wait until you feel the line tugged a second or a third time, and then strike sharply, but

never violently. A very little experience will teach you not to be too much in a hurry to land your fish when you have hooked him; and when you have done so, to do it coolly, and with great caution, lest you snap your line. I should not omit to mention, what our great master insists upon as of great importance—as it really is—in thus angling for trout; namely, to keep your worm in motion by drawing it towards you, as if you were angling with a fly. Lob-worms are the best bait for deeps, and for muddy waters, while red-worms and brandlings are best for clearer waters.

Fishing for trout requires exquisite skill, for no fish are so nice in biting, so choice in taking the bait, or so shy of the hook. If they see the line, they will seldom bite at all; if they see the angler, never; therefore, if you fish for them with a single hair at the hook, or for two or three links above the hook, you will catch five for one that you catch if you fish with a link of twisted hair. A very large trout will sometimes break away from a single hair; but a very large trout may, with skill, be taken with a single hair.

In angling for trout, you must use a strong rod, with a flexible top, running tackle, and a multiplying winch. The line must be of fine gut, and if you *will* use a float, it should be a quill-cap float.

Paul Pinder, in “Bentley’s Miscellany,” tells a story of the voracity and daring of some of these larger fish, which shows that though, when not inclined to feed, you may tempt them in vain, they will at other times suffer themselves to be caught by the veriest bungler. An elderly gentleman, fishing at Rickmansworth, on the

river Colne, in Hertfordshire, in the summer of 1815, having laboured all day with the fly, and contributed but little to his pannier, before quitting the water-side, bethought him of having a venture with a snail, which he substituted for his artificial temptations. In a short time he struck a very heavy fish, which, after playing for a while, he at length brought to the surface of the water, though not sufficiently near enough to make sure of him. The fish was a large one; and the captor's attendant having quitted the ground, and gone to a neighbouring cottage, he was left without a landing net. There was, consequently, no alternative but "playing him till tired,"—an antiquated practice now-a-days, and never resorted to but in desperate cases, like the present. The creature at length appeared to be exhausted, and was towed to the bank; but the angler, in trying to lift him out of the water, tore the hook from his mouth, and the prize slowly sunk to the bottom. The stream was at that spot deep and clear, but not swift; and the angler had the mortification of seeing his trout lying gasping almost within his reach. Perplexed and baffled, he put on another snail; but without hope. By this time the fish had recovered, and began to move out into the middle of the stream. The snail was placed before him, and, wonderful to relate, he darted at it, gorged it, and struck off up the stream. This time the angler was more successful; and after a struggle of some minutes, during which his attendant returned, the fish was landed, and found to weigh five pounds. This is a well-authenticated fact; and it is the more remarkable, as the fish must have seen his captor at their first encounter.

XV. — THE GRAYLING.

NEXT to the trout, the grayling is the fish which affords sport to the accomplished angler. It is a swift swimmer, disappearing almost like a shadow: and hence its old Latin name of *tumber*. It may be taken with the same baits, and at the same stand, as the trout: only observe, that it is not to be met with near London. The Tean, the Severn, the Wye, the Trent, and the Avon abound with them. In angling for grayling, the line should be a fine gut, and the hook a No. 7 or 8. You do not require a float, but should let your bait swim down before the stream, letting out from ten to twenty yards of line, so that it may reach the spot where the fish are supposed to lie. If the stream be sharp, put one or two shot on the line, in order to sink the bait. Strike immediately you feel a bite, and when you have hooked a fish, play it with caution, as the mouth is very tender.

XVI. — THE EEL.

THERE are four sorts of eels,—the silver eel, the greenish or greg eel, the red-finned eel, and the blackish eel; the last having a broader, flatter, and larger head than the rest, and accounted the worst. In the Thames, the fishermen give eels particular names; but the most usual are the silver eel and the greg; the last being thicker and shorter than the other, and of a darker colour.

Though eels love to lurk and hide in the mud, they are averse to muddy water, because they are liable to be suffocated by it. They are caught in nets in the time of a flood, at mill-dams, and such like places.

In the day time, they skulk among weeds, under stones, or the roots of trees, or among the planks, piles, or boards of weirs, bridges, or mills.

The proper baits for an eel are small gudgeon, roach, dace, or bleak. They are likewise fond of lampreys, lob-worms, small frogs, raw flesh, salted beef, and the entrails of fowls.

The best time to angle for them is on a rainy or gloomy day, especially after thunder. Your rod must be strong, your line the same as for trolling, with an armed hook, and your bait must lie ledger.

Another way to take eels is by laying baited night hooks, which are to be fastened to a tree, or the bank, in such a manner that they may not be drawn away by the eels; or a string may be thrown across the stream with several hooks fastened to it. The line must be tied to a large plummet of lead or stone, which must be thrown into the water with the line, in some remarkable place, so that it may be found readily in the morning, and taken up with a drag-hook, or otherwise.

Snigging or bogging for eels is another method of taking them; but is only to be practised on a warm day, when the waters are low. It requires a strong line, and a small hook baited with a lob-worm. Put the line into the cleft of a stick, about a foot and a half from the bait, and then thrust it into holes and places where he is supposed to lurk; if there be one there, it is great odds but he takes your bait. Some put that part of the

line next the hook into the cleft ; but however that be, it must be so contrived that the line may be disengaged from the stick without checking the eel when he takes the bait. When he has swallowed it, he is not to be drawn out hastily, but after he is pretty well tired with pulling, and then you will make him more secure.


To bob for Eels, you must provide a large quantity of well scoured lob-worms, and then with a long needle pass a thread through them, from head to tail, until you have strung about a pound ; tie both ends of the thread together ; and then make them up into about a dozen or twenty links. The common way is, to wrap them about a dozen times round the hand, and then tying them altogether in one place makes the link very readily. This done, fasten them all to a small cord, or part of a trolling line, about two yards in length. Six or eight inches above the worms there should be a knot, for a lead plummet to rest on. The plummet should weigh about half-a-pound, or from that to a pound, according to the stream ; the smaller the line the less the plumb. It should be made in the shape of a pyramid, with a hole through the middle for the line to pass through ; the broad part of the plummet, or the base of the pyramid, being towards the worms, because that will keep it more steady. When you have put your plummet on a line, you must fasten it to a strong, stiff, taper pole, of about three yards long, and then the apparatus is finished. Being thus prepared, you must angle in muddy water, or in the deep or sides of streams, and you will soon find the eels tug strongly and eagerly at your baits. When you think they have swallowed the worms as far as


they can, draw them gently up towards the top of the water. As soon as you perceive them draw, pull as directed, and then suddenly hoist them on the shore, or into your boat. By this means you may take three or four at a time.



THE END.







112

YA 01262

M312296

