

Historic, archived document


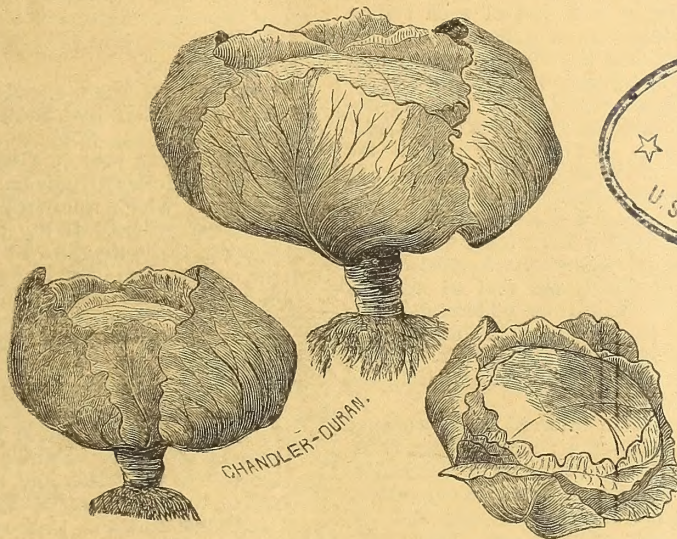
Do not assume content reflects current scientific knowledge, policies, or practices.



62.39
January, 1871.

ANNUAL CIRCULAR
— AND —
RETAIL CATALOGUE
OF
CHOICE

Vegetable and Flower Seeds.



GROWN AND SOLD BY

JAMES J. H. GREGORY,

MARBLEHEAD, MASSACHUSETTS.

Catalogues free to all.

TO MY PATRONS

TO MY PATRONS. With the return of another season I am happy to present you, my customers, with my annual Catalogue. The past has been a good season for many kinds of seed, with one marked exception in this vicinity in the seed of the Cabbage family; and the great deficiency in this crop was not so much that the season was unpropitious for the growth of the seed, as that the previous winter was so unusually open that cabbages kept over for seed raising sprouted or rotted badly. I trust that another year's experience with seed from my establishment has given results that were very uniformly satisfactory. It is my labor and my anxiety to send out none but the very best of seed, just such seed as I would be willing to plant myself, doing unto my fellow men as I would be done by, and the thousands of cheering letters that I open are very pleasant testimony to the success of my undertaking, yet with all care that it is possible to exercise, mistakes will occasionally occur; these my customers will always find me ready to rectify in accordance with the promise of my three warrants.

I have grown the past season, on my three farms, nearly seventy acres of seed and seed stock, embracing over one hundred varieties, a part of them on a small scale, while of others I have grown large amounts. Some may infer that in growing so many varieties there is danger of admixture; but this is a matter I specially guard against, by completely isolating every variety of the same kind. My farms are located somewhat like the angles of a right-angled triangle, and are about one mile distant from each other, in addition to this the different lots of two of them are very much scattered; of all these advantages I avail myself to the utmost to produce complete isolation. Such varieties as are liable to be faulty I raise myself, though it is done at a pecuniary loss. All roots, bulbs, &c., intended for seed purposes, are selected with the utmost care.

ADVANTAGES OF BUYING SEED DIRECTLY FROM THE GROWER. But few seed dealers grow any of the seed they sell,—the business of seed growing and that of seed selling being almost entirely distinct. Hence as a general rule seed dealers *know* only what is *told* them of the careful selection of seed stock and of the freshness and purity of their seed; now if the person of whom they purchase should be careless, ignorant, or dishonest, you who plant have to suffer, as the dealer can only re-affirm what is told him. On the other hand, if the seed dealer grows his own seed, he is able to affirm what *he himself knows* as to its freshness and purity; he selected the seed stock, planted it, gathered it, cleaned it, and thus you who purchase have the invaluable guarantee from his own knowledge. *It is that I may be able to give this guarantee that I raise so many varieties, some of them at double the cost at which I could purchase them.* The public will thus understand how greatly it is for their advantage to sustain me in this effort to combine the business of seed grower and seed dealer. I have no cause to complain of the past; I invite a continuation, and a fair increase of their liberal patronage.

From what I have said let it not be inferred that I raise all the varieties of seed that I sell; I do not; many choice varieties I import from England and France, some of which cannot be raised in this latitude; others I have to purchase of growers, and trusty dealers, and with these I use the best judgment and experience for the security of my patrons each year. My plan is to increase my varieties until I grow all the kinds of seed that can be grown in my latitude.

THE THREE WARRANTS. I warrant, 1st, That my seed shall be what it purports to be in kind and quality; and I hold myself ready to refill the order anew, gratis, in other seed, should it prove defective in either respect. 2d, That all money sent for seed shall reach me, with the single proviso that *all sums to the amount of five dollars and upwards* be sent in the form of a Post Office Order, Registered Letter, Draft, or Cashier's Check. 3d, That the seed ordered shall reach every one of my customers. Thus I take all the risks of the business upon myself, and make the purchase of seed the *safest investment possible*, instead of being what it has so often proved to farmers and gardeners, very unreliable and very vexing. In attempting thus to revolutionize the business, I am aware that I shall make some losses, but it will be a great satisfaction to

me to know that every feeling of doubt is removed from the minds of my customers; and I am so presumptuous as to infer that they will reciprocate in this matter, and feel it to be for their interest to sustain me in this enterprise.

All orders, be they large or small, will be faithfully attended to. Sometimes seed packages are broken open on the route from accident or careless handling; at times they are stolen, at times eaten into by mice. *I shall always be happy to make all losses good*, by refilling the order gratis, and my customers will bear me witness that I uniformly do so, though at a loss to me of several hundred dollars annually. *When writing that seed have failed to reach you always renew your order*: if you cannot remember the original order I will send the same value in any other kinds of seed you may select.

BE CAREFUL TO WRITE YOUR ADDRESS IN FULL giving the STATE as well as the town, *for a town of the same name will oftentimes be found in a dozen States.* Scores of my friends every season forget to give me the name of their State, and even to sign their name to their letters, rendering it impossible for me to respond to them. *Please be particular in this matter.* Persons who otherwise write an excellent hand often have a fanciful way of writing their names, that renders it next to impossible to decipher them. A moment's consideration will show that of all words we write, our name, in a business point of view, should be written *most distinctly*, as this stands independent. Many parcels miscarry from this cause.

THE POSTAGE LAW. The postage law enables me to send seed to the amount of four pounds or less in one parcel to any part of the United States, by prepaying postage at the rate of two cents for every four ounces and fraction of four ounces. It matters not how many varieties are sent in the package, provided the weight of the entire lot does not exceed four pounds. If a larger lot is wanted, it may be divided into lots of four pounds each. This law, in effect, *brings my seed establishment to every man's door.* Let me advise my friends before ordering seed sent by express to figure carefully and see if it would not be much cheaper for them (as is almost uniformly the fact) to have them sent by mail.

PAYMENT FOR SEED may be made in Post Office Orders, Cashier's Checks, United States Treasury Notes, or Postal Currency. All sums to the amount of five dollars or upward can be more safely sent in Cashier's Checks on New York or Boston, or in Money Orders on MARBLEHEAD, (about 15 miles from Boston) which is now a Money Order office. Cash must accompany all orders. If my customers prefer to order their seeds sent C. O. D. they are at liberty to do so, but it would save me a great deal of valuable time, which would be devoted to filling their orders with additional promptness, if they would send the money with their orders, when the seed is to be sent by Express. The Express Companies give receipts for all money, and there can be no more risk in sending it before the seed is received than in sending it after. To make out bills, enter copies on my books and return receipts, &c., in the height of the season, would take most of the time of two or three of my most valuable assistants; and as I have to add the cost of collection and return charges on the money to the cost of the seed to make myself whole, my customers will see at a glance that the transaction is highly unprofitable to both of us.

HOW MY SEED IS PUT UP. I put up and sell my seed by the package, ounce, pound, quart, or bushel. Packages of Corn, Beans, and Peas, (some of those given under the head of novelties excepted,) will weigh from two to three ounces each.

In return for the liberal patronage of former years, I make no charge for postage on packages or ounces; *I do not pay Express charges*, but I will make no charge for boxes used in packing.


Large Orders from Clubs, Individuals and Dealers.

Ten per cent. discount allowed on all orders for packages of seed to the amount of ten dollars and upwards, and six per cent on all orders by the pound to the amount of ten dollars and upwards, with the exception of Onion seed of my own raising. I do not send out seed to be sold on Commission. Terms to dealers on application.

SEND IN YOUR ORDERS EARLY.



Early Schweinfurt Quintal Cabbage.



Premium Flat Dutch Cabbage.



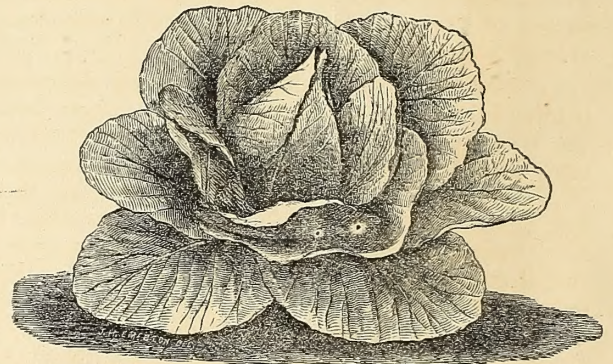
Early Ulm Savoy Cabbage.



Little Pixie Cabbage.



Early Jersey Wakefield Cabbage.



Early Winnigstadt Cabbage.



American Improved Savoy Cabbage.



Early Wyman Cabbage.

JAMES J. H. GREGORY'S ANNUAL SEED CIRCULAR.

CABBAGES.

For full particulars on Cabbage growing see my treatise advertised on page 31 of this Catalogue.

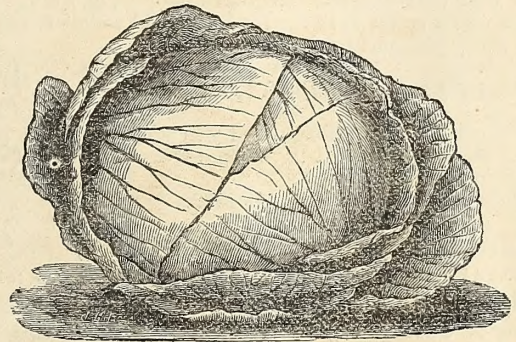
☞ Nine-tenths of the Cabbage seed raised in the United States is grown from heads that are so small or soft that they would be worthless if carried to market. My seed is grown from the largest and hardest of heads, much better than the great bulk of those sold in the markets. My field of Cabbages last season was awarded the first premium by the Essex County Agricultural Society, and out of it I selected only the choicest heads for seed. ☞

MARBLEHEAD MAMMOTH. This is without doubt, the largest variety of the Cabbage family in the world, being the result of extreme high culture. I have had heads, when stripped of all waste leaves, that could not be got into a two-bushel basket, having a diameter two inches greater! The weight of these cabbages is proportional to their size, *averaging by the acre*, under the culture of our Marblehead farmers, about thirty pounds a plant. In a former circular I quoted from persons residing in fourteen States and Territories, and also in the Canadas, East and West, expressing their great satisfaction with the Stone-Mason and the Marblehead Mammoth Cabbages, in their great reliability for heading, the size, sweetness and tenderness of the heads. They had succeeded in growing the Mammoth to the weight of thirty and forty pounds, and in some instances *over fifty pounds!*

Contrary to my inferences as formerly found on my printed labels, this Cabbage will make larger heads in the West Indies and in the extreme South than any other kind! I have supplied seed to one planter in the W. I., for three years. He says the heads are three or four times as large as he can get from any other kind! Yet I would not have my Southern friends suppose from this that they will succeed in growing them to the extreme large size attained in the North, where the colder climate is more favorable for Cabbage culture. What I assert is, that large market gardeners in New Orleans and elsewhere, who have raised them for market on a large scale for several years, inform me that with them they grow to much larger size than any other variety of Cabbage. (See engraving on cover.)

STONE-MASON CABBAGE. This Cabbage is the standard drumhead in New England, being distinguished for its reliability for heading, the size, hardness, and quality of the heads. Under proper cultivation nearly every plant on an acre will make a marketable head. The heads vary in weight from nine to over twenty pounds, depending on the soil and cultivation. In earliness the Stone-Mason is upwards of a week ahead of the Premium Flat Dutch and makes a harder head. (See engravings on cover.)

CANNON BALL CABBAGE. I have a small stock of seed this season of this new Cabbage, so called because the head is as round, and almost as hard and heavy, as a cannon ball. I pronounce it as forming the *roundest, hardest, and heaviest* head, in proportion to its size, of any Cabbage known. It matures about ten days later than the Early York. While about all varieties of early Cabbage make rather soft heads, this, though early, makes the hardest heading Cabbage known. The heads when fully grown attain to the size of about eight inches in diameter. Put up in packages at fifteen cents each, or ounce packages at fifty cents each.



Fottler's Early Drumhead.

FOTTLER'S CABBAGE. Ten years ago a Boston seedsman imported a lot of Cabbage seed from Europe, under the name of Early Brunswick Short Stemmed. It proved to be a large heading and very early Drumhead. The heads were from a foot to eighteen inches in diameter, very flat, hard and of fine quality. In earliness it was about a fortnight ahead of the Stone-Mason. It was so much liked by the market gardeners that the next season he ordered a larger quantity; but the second importation, though ordered and sent under the same name, proved to be a different and inferior kind, and the same result followed one or two other importations. The two gardeners who received seed of the first importation brought to market a fine, large Drumhead, ten days or a fortnight ahead of all their fellows. After an

extensive trial on a large scale another season by market farmers in all parts of the United States, Fottler's Cabbage has grown in estimation, particularly in the great Cabbage districts of Long Island and in the vicinity of Albany, N. Y. The heads of the Fottler's Cabbage have a remarkable uniformity in appearance. My stock seed came directly from Messrs. Copeland & Fottler, the two gardeners who were the first to raise the Cabbage. I send this out in 10 cent packages, also at 50 cents per ounce; \$5 per lb.

Following will be found a few of the recommendations I have received from those who have raised the Fottler's Cabbage.

"Last season I purchased a package of your Fottler's Early Drumhead, and it proved to be the earliest and best cabbage that we have ever had in this section. Every plant produced a fine, solid head."
WILLIAM WATERS.
Anthony, N. J., March 4, 1870.

"Your Fottler's Cabbage gives good satisfaction. Last summer I had one that weighed 26 lbs. and was 16 inches in diameter."
EPHRAIM BEARDSLEE.
Sidney, N. Y., April 7, 1870.

"The Fottler's is the best early, large sized cabbage ever seen in Michigan."
C. C. MILLER.
Ashley, Mich., April 6, 1870.

"The Fottler's seed obtained of you last year proved splendid."
S. P. CHASE.
Marshalltown, Iowa, March 1, 1870.

"I had Fottler's Cabbages from the seed obtained from you last year that weighed thirty-five pounds, and don't think that there was a cabbage in the lot but would weigh twenty pounds, and every plant had a good head."
CHAS. G. PERKINS.
West Fork, Iowa, March 7, 1870.

"The Fottler's Cabbage seed you sent me have grown the finest market heads. I have some more than two feet across, weighing 29½ lbs."
E. MERRILL.
Kalamazoo, Mich., Oct. 31, 1870.

LITTLE PIXIE, EARLY ULM SAVOY, SCHWEINFURT QUINTAL. I recommend these three sorts as the best early Cabbages for family use. The first two are the earliest Cabbages grown, being each of them earlier than Early York. Little Pixie heads very hard, and all cook very tender and sweet. The Savoy's are the tenderest and richest flavored of all Cabbages and for boiling are decidedly the best for family use, being much superior, if well grown, to the Drumhead and Cone-shaped varieties. Schweinfurt Quintal is decidedly the earliest of all the larger Drumheads; the heads attain to a diameter of from 10 to 18 inches, are very symmetrically formed, and are remarkably tender. When cooked they are very sweet, and quite free from any strong Cabbage taste. They do not head hard, and being so very tender they will not bear transportation in bulk any distance without serious injury; hence I do not recommend it as a market Cabbage, fitted for all localities, but as a capital Cabbage for early use in the family. I write of these three Cabbages from personal experience, having tested them with more than twenty other varieties. Packages of each of these forwarded to any address at 10 cents each. (See engravings, Plate 1.)

IMPROVED AMERICAN SAVOY. This is the best of all the Savoy's for the general market. It grows to a large size, is as reliable for heading as the Stone-Mason or Premium Flat Dutch, and has as short a stump as either of these varieties. I heartily recommend it to all those market gardeners who grow Savoy's by the acre for the general market. (See engraving, Plate 1.)

EARLY WINNIGSTADT CABBAGE. No variety of early Cabbage, in my experience as a seedsman, has had such a regular and rapid growth in popularity as the Winnigstadt, which I attribute mostly to the fact that it is so remarkably reliable for heading even under very adverse circumstances; I have seen large areas head up hard, almost uniformly, though from the character of the soil when they were planted every Cabbage was stump-footed. The Winnigstadt is also a large sized cabbage among the early kinds and probably the hardest heading of all the conical varieties. In earliness it comes in about a week later than Early Oxheart. Should the soil of any of my farmer friends be of so sandy a nature that they find it extremely difficult to perfect any variety of Cabbage, before bidding a final farewell to the cabbage family I would advise them to try the Winnigstadt. Planted June 20th to 25th, the Winnigstadt makes a good Cabbage for winter use.

I present below a few extracts from letters from amongst the many received, relative to my Marblehead Mammoth, Stone-Mason, Cannon Ball, Winnigstadt, Improved American Savoy and Schweinfurt Quintal Cabbages, etc. Please note what is said of the quality as well as size of my Mammoth Cabbage.

"I got some of your Marblehead Cabbage plants of my neighbor, and I had some heads that weighed from 30 to 40 lbs. and they were the sweetest cabbages I ever saw."
JOHN ESSELTINE.
Central Lake, Mich., March 20, 1870.

My customers at the South will please observe the following:

"I send enclosed a slip from the 'Galveston News,' showing the style of Cabbage your Mammoth produced this winter. The heaviest weighed 20 lbs. which far exceeds any thing ever raised here before."
H. M. STRINGFELLOW.
Galveston, Texas, Jan. 6, 1870.

"Last summer we suffered for rain here. The only Cabbages I had were from your Mammoth Drumhead."
JOHN A. SHEEK.
Yadkinville, N. C., Feb. 25, 1870.

"The seeds received from you last season were tip-top. The Mammoth Cabbage beat the 'Dexter' time."
DAVID KINTNER.
Madisonburg, Ohio, March 18, 1870.

"I bought some Marblehead Mammoth seed from you last season, and I think it is the largest and best cabbage that grows. I had heads that weighed thirty-five pounds, and I am sure that if the weather had not been so dry I would have had some weighing nearly fifty pounds."
SAMUEL E. WORTH.
Mt. Vernon, Penn., April 9, 1870.

"I grew a head last season (Marblehead Mammoth Cabbage) weighing 35½ lbs., and took the premium at our County Fair."
R. V. BOGERT.
Beaver Dam, Wis., March 16, 1870.

"Last spring I sent for some of your Marblehead Mammoth Cabbage seed, and I had heads weighing from 19 to 48 lbs. and they were nice, tender and sweet."
 J. D. WALDEN.
Green Bay, Iowa, March 6, 1870.

"Your Marblehead Mammoth Cabbages grown here have weighed from 28 to 39 lbs. Prof. Long of our town gives them the preference to any other for flavor."
 A. G. COLE.
Delaware, Wis., Oct., 1870.

"The Marblehead Mammoth Cabbages which I have grown from seed purchased of you last spring, proved the finest I ever saw. They headed regularly and took the first premium at our County Fair, weighing 30 lbs."
 F. R. WHITE.
Red Bank, N. J., Dec. 3, 1870.

"I got some of your Marblehead Mammoth seed last season, and raised the largest and best cabbages ever seen in these parts. Some weighed 35 lbs. per head."
 ROBERT M. BERCAW.
Clyde, Ohio, March 28, 1870.

"My Marblehead Cabbages last year all grew to the astonishment of my neighbors. Some of the heads weighed 35 lbs."
 F. W. HIGBY.
Charlotte, Mich., March 18, 1870.

"The seeds I got from you last year did remarkably well, particularly the Fottler's and Mammoth Cabbages, the latter growing to an immense size, the largest we have ever seen, although the weather was very dry."
 RICHARD CLAYTON.
Mount Pleasant, Del., Feb. 1, 1870.

"I have been much pleased with your seeds. They have been as recommended in your Catalogue. I raised your Mammoth Cabbage last year weighing 45 lbs., and your Mammoth Yellow Squash weighing 196 lbs."
 THOMAS F. COLEMAN.
Bowmanville, Ontario, Canada, Jan. 27, 1870.

"I received last year the seed of your Marblehead Mammoth Cabbage, and was much pleased with them. I raised one weighing 41 pounds."
 WM. R. GRINNELL.
Levanna, N. Y., Feb. 4, 1870.

"I raise 10,000 to 20,000 Cabbages a year. Your *Little Pixie* and *Fottler's* were No. 1. with me last year. *Pixie* ten days earlier than *Early York* side by side."
 HERMON GLASS
Hanford's Landing, N. Y., April 2, 1870.

"I matured some of your Cannon Balls and think them the best early cabbage I ever tasted."
 JOHN HAYES.
Locust Grove, Ky., Feb. 17, 1870.

"From one package of your Winnigstadt Cabbage last year I raised more good cabbages than for twenty years before of all other kinds. All your seeds were good and true."
 JESSE F. BAILEY.
Washington, N. H., Feb. 12, 1870.

"I raised Stone-Mason Cabbages that weighed 31 pounds stripped for market last year."
 JOHN D. WILLARD.
Dresden, Maine, March 30, 1870.

Your Stone Mason is the most excellent cabbage I have seen. The Schweinfurt Quintal is No. 1 for an early cabbage, being white crisp, and tender, and heads remarkably well."
 K. W. NOYES.
South Haven, Mich., April 24, 1870.

"I raised Stone Mason Cabbages the past season by the acre, weighing on the average twenty pounds, and single heads over thirty pounds."
 NELSON SPAULDING.
Clifford, Penn., April 18, 1870.

"The Mammoth and Fottler's Cabbages are the finest I ever saw."
 D. P. HIGH.
Whitesville, N. C., Oct. 1869.

"Your Marblehead Mammoth Cabbages were very fine; all headed well and weighed from 27 to 40 and 47 lbs."
 W. LLEWELLYN.
Red Wing, Minn., March 12, 1869.

"Your Marblehead Mammoth Cabbage cannot be excelled. There were heads weighing 50 lbs., and heads of Fottler's weighing 40 lbs."
 JOHN H. HOWLETT.
Charleston, Ill.

"The Marblehead Mammoth Cabbages were a perfect success. They headed well, and were three times as large as any cabbage I ever saw before."
 J. T. BUTT.
Koskiusco, Miss., Feb. 5, 1869.

"I weighed 8 Cabbages grown from your Marblehead Mammoth seed. The lightest weighed 20 lbs., and the heaviest 37 lbs."
 M. D. CLARK.
Elyria, Ohio, Nov. 1, 1869.

"I raised from your seed, Marblehead Mammoth Cabbages that weighed 50 lbs."
 H. H. MACE.
Clintonville, N. Y., Nov. 14, 1869.

"Your Marblehead Mammoth Cabbages are wonderful; they grow to the size of an umbrella."
 THOMAS FLANIGAN.
Palermo, Kansas.

"I have raised your Marblehead Mammoth Cabbage for two years, and it has proved the tenderest and sweetest cabbage I ever saw."
 S. S. GRAVES.
Stone's Prairie, Ill., Feb. 23, 1869.

"The Marblehead Mammoth Cabbage, which I have growing are the finest cabbage ever grown in this section. I think it will supersede all of the Drumhead family."
 DR. R. RANDOLPH SAMS.
Beaufort, S. C., June 10, 1868.

"The seed I bought of you last Spring gave good satisfaction, and produced some very large cabbages; they grew weighing 40 and 45 pounds."
 A. C. GOODWIN.
Kennedy, N. Y., March 9, 1868.

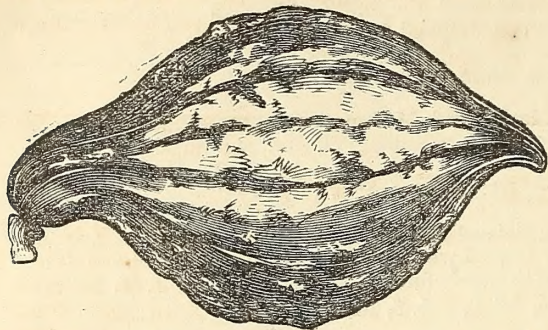
"One head of your Mammoth Cabbage is worth six of any other kind. It is very tender and of excellent flavor, quite an exception for so large a cabbage."
 J. L. DECKER.
Wayne, Mich., March 12, 1868.

"I sent to you last year for some cabbage and other seeds. They came safe to hand, and in good order, and proved to be what was recommended. I raised the Marblehead Mammoth to weigh 30 lbs., and the Stone Mason to weigh 20 pounds. The Hybrid Cucumber was the best I ever saw for pickles and the best bearer, and the Neapolitan Cabbage Lettuce excels all others for heading."
 WM. DELONG.
Regnier's Mills, Ohio, April, 1867.

"The Mammoth Cabbage was the largest and best I ever saw,—a great many came from miles around to see them. Both this and the Mammoth Sweet Corn proved first rate. I bought one paper of common drumhead cabbage seed at the store, and sowed this and your seed both the same day, set out the plants all one day, cultivated and hoed all alike, and the result was that every plant from your cabbage seed headed well, some so large you could hardly squeeze them into a bushel basket, while of the others not more than one in ten ever headed at all, and what did were of very inferior quality."
 JACOB A. SCHOFIELD.
Hancock, Washara Co., Mo., Feb. 21, 1867.

The Hubbard and American Turban Squashes, &c.

The Sweetest, Dryest, and Richest-Flavored by far the dryest, the sweetest, the finest grained and richest flavored of all Fall Squashes.



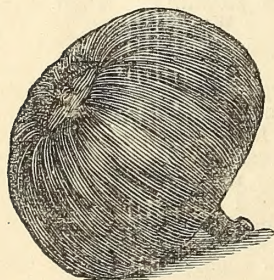
Of all varieties of the Squash family.

THE HUBBARD SQUASH. As the original introducer of the Hubbard Squash I think I may rest from my labors, as it is now universally adopted throughout the country as *the* winter Squash, par excellence.

At each of the two great annual exhibitions held at the rooms of the *American Agriculturist*, New York City, open for competition to the whole country, this Squash took the first premium for quality.

The yield of the Hubbard Squash, and, indeed, of all other varieties, differs vastly in different sections of the country, the crops varying from four to ten tons per acre. The whole matter of yield and culture is too extensive a subject to be fairly discussed in my limited space. The public will find this and many kindred topics fully treated of in my new work on Squash Culture.

Many of my friends have doubtless had their seed badly mixed by cultivating the Hubbard in the vicinity of other varieties of Squash. To such I would say that they will find my seed to be very pure; the result of a careful selection of seed and perfectly isolated cultivation for many years having been to throw out admixtures, and leave the Hubbard remarkably pure. As the season advances, stock of my own growing is sometimes exhausted, and I am compelled to purchase seed of my neighbors, which I never like to do, as it is always attended with some risk. I have this season grown and stored nearly forty tons of Hubbard, Turban, Crookneck, and other Squashes, and as I shall seed most if not all of them, trust to have a full supply of reliable seed for my customers throughout the United States.



AMERICAN TURBAN SQUASH. I have sent this fine Squash out as the best of all Fall Squashes, as good for Fall as the Hubbard is for Winter. The type of the Turban is not so fixed as that of the Hubbard (the French Turban, Acorn, Hubbard, and Marrow having originally entered into its composition;) but

though occasionally a poor Squash may be found, let it be but fairly tested, and *beyond all question* it will rank

by far the dryest, the sweetest, the finest grained and richest flavored of all Fall Squashes.

I have full faith that the Turban will soon be adopted throughout the United States as the best of all *Fall* Squashes.

I note that by one or more of the Philadelphia seed firms, the Turban Squash is spoken of as a showy variety of but little value for domestic use. It is very evident that they have confounded the showy but worthless *French* Turban with the *American* Turban Squash. I give extracts from a few letters which show that the *American* Turban is appreciated.

"The American Turban Squash surpasses in excellence any variety that I ever raised before, and it has kept well into the winter."
R. W. FULLER.

Stowe, Mass., April, 1870.

"I unhesitatingly pronounce the Turban Squash *the very best squash that grows*. It is the next thing to a Sweet Potato. I presume fifty different persons who have eaten the squash at my table have said the same thing."
H. D. SMALLEY.
New Baltimore, Stark Co., Ohio, March 6, 1868.

"Those squash seed I had of you last spring produced a crop of the most splendid squashes I ever saw; I think every seed grew. I do not think the Turban can be surpassed."
C. H. DOTY.

Ilion, Herkimer Co., N. Y., March 24, 1868.

"Your Turbans proved the best of all squashes, in fact they are *the squash* of all the Squash family."
DAN'L S. WOODWARD.

Taunton, Mass., Feb. 10, 1867.

"Allow me to say a good word for your Turban Squash; I have had it two seasons, and think it equal to anything in that line."
GEORGE F. PLATT.

Milford, Conn., April 26, 1867.

"Those Turban Squashes are the best I ever saw for a fall squash."
ALMON G. TOBEY.

Portland, Me., Feb. 4, 1867.

"The Turbans were more than excellent."

NATHAN J. HOLT.

Hampton, Conn., March 18, 1867.

"The Turban I look upon as being one of the finest of the whole squash family."
SILAS A. CRAPPEN.

Winchester, Randolph Co., Ind., Feb. 27, 1867.

MAMMOTH SQUASH. Mammoth Squashes, though of but little value for table use, on rich land in those sections where roots are but little cultivated, are very profitable as food for cattle. I give the substance of letters received from three or four of my correspondents, that my friends may be able to compare notes. Mr. R. C. Faulk, of Kennard, Pa., writes,—“I had three Mammoth Squashes on one vine; one weighed 98 lbs., one 75 lbs., and one 54 lbs. The weather in this locality was very dry.” Mr. W. H. Spera, of Ephrata, Pa., states that he let but one Mammoth Squash grow on a vine, and that weighed 210 lbs. Mr. G. Hindley, of Monticello, N. Y., writes that he allowed four to grow, and they weighed respectively 101, 100, 64, and 40 lbs. Mr. L. G. M. Smith, of Nassau St., N. Y., writes,—“I

raised a mammoth French Squash from the seed I had of you last season, that weighed 156 lbs., which I sold for \$10." But Mr. James Rister, of Bethany, Missouri, takes the palm from all of us. Under date of March 14, 1868, he writes me—"I must brag a little, for I believe from the seed I had of you I raised the largest Squash in the world; it weighed over 300 lbs.! On two vines I had 32 Squashes, the least weighed 40 lbs., and from

that up to over 300 lbs.; the largest measured 11 feet 6 inches in circumference." Mr. Rister adds,—“these grew on our natural soil, without manure; I can hardly expect you to believe this, but I can bring two witnesses to prove it.” I presume Mr. Rister grew these on some rich river-bottom land. I hold these at 25 cents a package; five packages for \$1.

CHOICE VARIETIES OF PEAS.

I have strongly recommended the McLEAN'S ADVANCER and my variety of Extra Early Dan O'Rourke Peas, as the most excellent varieties of these kinds; the ADVANCER, while it has the tenderness and sweetness of the Champion of England, surpasses that fine wrinkled pea, which has heretofore been considered our sweetest and tenderest family pea, in being a fortnight earlier, while it grows but about two-thirds as high and crops fully as well. It has the same wrinkled appearance as the Champion, and placed side by side could not be distinguished from it.

The EXTRA EARLY DAN O'ROURKE, I recommend as the best of all the varieties of Dan O'Rourke in the market, for, as most gardeners know, there are several varieties sold under that name which differ in earliness, in yield, in dwarf habit, and in size and fullness of pod. I have tested this side by side with other varieties of Dan O'Rourke, and some of the Early Philadelphia peas and found it to excel in all these particulars, yielding double the number of bushels on the same area of ground as one of the varieties. One gardener near Norfolk, after trying them one season declared that they yielded double the quantity of the variety that he and

his fellow gardeners had been accustomed to raise, and demonstrated his faith by purchasing forty bushels, for the use of himself and fellow gardeners to grow early peas for the northern markets. CARTER'S FIRST CROP and CARACTACUS are about a week earlier than DAN O'ROURKE; the pods of CARTER'S are smaller; it is an excellent early sort for the kitchen garden, but of inferior value for the market gardener. A further trial, by market gardeners has brought the CARACTACUS into high favor. The pods are of good size for an early pea and well filled.

BROWN'S EARLY DWARF MARROWFAT PEA, will be found to be the earliest and most dwarf of all Marrowfats, and I am happy in being able to supply it by the quart or bushel this season.

THE EARLY KENT I send out is the Early Kent in its purity. This pea has been greatly deteriorated of late years by careless cultivation, but the seed I send out will be found to have all the desirable qualities possessed by the Early Kent in its early days. I recommend it to market gardeners as a reliable first early sort.

Crosby's New Early Sweet Corn.

This new Corn is a capital sort for either private families or market gardeners. Most every early variety of seed Corn is too small for market; *this is twelve and sometimes fourteen rowed, of good market size, and very sweet.* Crosby's Early is the standard in Boston Market. That sent out by me in packages last season gave great satisfaction. I am happy to be able to send it out this season by the quart. Packages, 10 cents; pint, 30 cents; quart, 60 cents. Sent post paid to any address. Also \$1.75 per peck, and \$6 per bushel by express.

Average Weight of Seeds per Bushel.

Beans.....	60 pounds.	Peas.....	60 pounds.
Carrot.....	24 "	Potatoes (tubers).....	66 "
Cucumber.....	36 "	Pumpkin.....	27 "
Onion.....	56 "	Radish.....	48 "
Parsley.....	42 "	Spinach (round).....	40 "

Quantity of Seed for an Acre.

Seedmen vary much in their directions for the quantity of seed to be planted to the acre. In the following list I give the quantities of the more common sorts used by practical farmers:

Dwarf Beans, in drills.....	1½ bushels
Peas, that make small vines.....	1½ "
Peas, that make large vines.....	1¼ "
Beets, in drills.....	4 pounds
Cabbage, in hills.....	8 ounces
Cabbage, in bed to transplant.....	2 "
Carrots, in drills.....	1½ pounds
Musk Melon, in hills.....	1 to 1½ lbs.
Mangold Wurtzel, in drills.....	4 pounds
Onion, for bulbs, to sell green or to trace, in drills	6 to 8 lbs.
Onion, for dry bulbs, in drills.....	3½ to 4 lbs.
Onion, for Setts, in drills.....	30 pounds
Onion Setts, in drills.....	10 bushels
Potatoes, in drills, cut, depends on number of eyes	8 to 14 do.
Radish, in drills.....	5 pounds
Spinach, in drills.....	10 to 15 lbs.
Sage, in drills.....	4 to 6 lbs.
Squash, running varieties, in hills.....	2 to 2½ lbs.
Squash, bush varieties, in hills.....	3 to 4 lbs.
Tomato, in bed to transplant.....	2 ounces.
Turnip, in drills.....	1 to 1½ lbs.

RARE, NOVEL, OR VERY DESIRABLE.

Among the New, Rare or Desirable Vegetables, I would call particular attention to the following.

While most of these new and rare vegetables will be found to be of universal value, others may vary in quality with the soil and locality. As a general rule we are not rendered capable of passing judgment on a new vegetable by the result of a single trial. Oftentimes the most we learn from the result of planting one season is what are *possibly* the merits or demerits of it; a second may develop what are *probably* its merits or demerits; and usually a third season will be required to enable us fully to compare it, and give the new-comer its true place in the vegetable garden. Take Sweet Corn for an example; should the first season of experiment with a new kind be wet and cold at the time it matures for table use, the variety being more sensitive in its habits, than the old standard sorts, may be more affected in its quality than they, and so prove inferior to them in sweetness. Now let the next season be a hot and dry one, and the same corn, having a season more congenial to its tropical origin, will be likely to develop its full quality and demonstrate its full claim to the rank given it by the seedsman. So with many of the varieties of our Tomatoes; from an extended cultivation of many kinds, I am convinced that though some have been overpraised, yet with a majority an experience of three years would reverse or greatly qualify the hasty opinions often expressed of them, from a trial of but a single season.

Those sent out this season for the first time will be found at the head of the list.

	Price per p'kge.		Price per p'kge.
YORK DWARF WAX BEANS. This is a new dwarf wax bean which I received from a gentleman in York, Pa., two years ago. I find it remarkably pure, which is rare with this class of beans most of them being terribly crossed up with the common kinds.	15	MICHIGAN MAMMOTH PUMPKIN. This crops abundantly for so large a variety and grows as large round as a barrel, weighing with me, from thirty to forty-five pounds. On rich land I should think the yield would be from twelve to twenty tons to the acre. It is a soft shelled variety, excellent for stock.....	15
EGYPTIAN BEET. This new beet is intensely dark in flesh, and grows to a good size for a table beet. It is highly esteemed by some of our best gardeners.	15	TROPHY TOMATO. This new tomato of Col. Waring's will make a great sensation. In the combination of size, thickness, solidity and flavor I know of none that equals it. My seed were grown from Col. Waring's most carefully selected stock...	25
BLACK PEKIN EGG PLANT. This grows to a very large size, and is of a richer and darker color than the common large red.	15	RISING SUN TOMATO. This new sort, sent out by Mr. Allen, grows to a large size, is round in shape, very productive, medium early. It fills out well for a large sort, but does not in this respect equal the Trophy.....	10
HUNDRED DAYS DENT CORN. This new, early and prolific corn, which was sent out by Mr. B. F. Johnson, has given great satisfaction south of latitude 42 in the Eastern States, and 43 in the Western States. This season it ripened well in Northern Vermont. It is a yellow, horse tooth corn, and between the parallels of 37° and 40° will ripen in 100 days, and as a cropper probably has no equal.	10	CURRENT TOMATO. The smallest sort grown. The fruit hangs in long clusters and looks very much like long bunches of currants. Very ornamental and quite a contribution to decorations for the table.....	15
DACOTAH CORN. This was sent me by a gentleman, a government agent, among the Indian tribes of the far west, with the statement that it was their favorite corn, and when in the milk was fully equal in sweetness to the Sweet Mexican Corn. I find it remarkably sweet, surpassing any field sort I have ever seen. The ears are very long, with some mixture of color in the kernels. It may prove of great value for a field crop.	15	CONOVER'S COLLOSSAL ASPARAGUS. Those who have raised this new Asparagus extensively beside other varieties, claim that it grows much larger, and can be cut for the table or for market a year sooner than any other sort.....	25
JUDSON'S NEW BRANCHING CORN. A new variety originating with Mr. E. O. Judson, of New York, who represents it as a most prolific kind, the result of careful hybridization and selection for many years. The ears are produced at the end of shoots branching from the axils of the leaves, many stalks producing from three to five ears, and sometimes even more. I advertise three kinds, viz.:		NEW PURPLE EDIBLE PODDED BEAN. This new variety is a wax bean, like Giant Wax in character, but grows to a larger size. The flowers begin to open near the ground and are large of size, of an elegant purple color, and with the dark colored foliage of the vines make quite a striking and elegant appearance.....	25
BRANCHING SWEET CORN. This is in the original packages as put up by Mr. Judson.	50	WHITE ALGERIAN WAX BEAN. This is another new variety of the wax bean family.....	15
BRANCHING FIELD CORN, in the original packages as put up by Mr. Judson.	50	PAINTED LADY RUNNER BEAN. This is a highly ornamental bean, the flowers growing in clusters of a brilliant scarlet color with a pink centre. It blossoms more profusely than any standard sort and remains in blossom the entire season.....	15
BRANCHING POP.....	25	DWARF INDIAN CHIEF, OR DWARF WAX BEAN. Those who have tried the variety of wax bean known as the Indian Chief, will be pleased to learn that a bush variety has been introduced. The wax beans are the best of all string beans.....	15
DWARF GOLDEN POP CORN. This is a very dwarf variety of a most intense golden color, much prized by the children for its symmetry and beauty. Excellent for popping.....	15	GIANT WAX BEAN. This new pole bean is an improvement on the Indian Chief, it being both broader and longer podded. The wax beans are the best of all beans for stringing, being tender, at every stage of growth.....	15
MOORE'S EARLY CONCORD SWEET CORN. This is a new early corn from twelve to sixteen rows, said to be earlier than Crosby's. The vegetable committee of the Massachusetts Horticultural Society thought so highly of it they awarded it a silver medal, the past season. In packages containing seed sufficient for fifty hills.....	50	YARD LONG BEAN. A curious bean of very dark and glossy foliage. The pods grow two feet and upwards in length.....	15
ARLINGTON MUSKMELON. A new, very large variety of excellent quality, somewhat allied to the Persian melons, but ripening much earlier. In view of its combination of size, (often weighing 15 lbs. or more) quality and earliness, it will probably prove one of the most desirable melons grown.....	15	FEEGE, OR "WHITE'S NEW EARLY" BEAN. This is a bush variety, and is the earliest and hardest bean grown. It is of good size, prolific, of good quality, and worthy of general cultivation.....	15
GIANT ROCCA ONION. This is a Mammoth Onion sent out by one of the English seed firms. To get the fullest development of size it should be grown for sets the first season, then stored to be planted for a second season's growth.....	15	YELLOW TURNIP BEET. A new sort of a golden yellow color, very early.....	10

	Price per p'k'ge		Price per p'k'ge
BERBERRY SEED. One of the best shrubs for hedges. It is perfectly hardy—never winterkills—will grow in any soil. Makes a very thick, close hedge that will be impenetrable by and turn cattle; abounds in thorns, and promises to become the hedge plant of North America. The berries are very popular in the East, making excellent preserves. Per ounce 40 cts.; per pound \$4 00.	15	EARLY WHITE JAPAN CUCUMBER. This new Cucumber resembles White Spine, but is of a richer creamy white. It is exceedingly productive, grows to a good size, and promises to be an earlier variety than White Spine.	10
CARTER'S CHAMPION BROCCOLI. Of a compact habit, heads large, long and close; flavor first rate. Growth as regular as though turned in a lathe.	15	SNAKE CUCUMBER. A very long variety, growing coiled up, having much the appearance of a large snake.	25
SUPERFINE EARLY CABBAGE. I grew last season about seventy varieties of Cabbage, and this proved to be earlier than Early Wakefield, Early Oxheart, and a number of our standard sorts. Heads pointed and very hard.	15	NORBITON GIANT CUCUMBER. This is one of the frame varieties, sent out by the English seedsmen as "The finest, longest, and most prolific cucumber cultivated".	25
EARLY WYMAN CABBAGE. This new cabbage has had the monopoly of Boston Market for several years, all the seed being in the hands of one person. It is the largest of all the early conical sorts, larger even than Early Wakefield or Early Oxheart, and will be found highly desirable for market gardeners.	10	IMPROVED LONG GREEN CUCUMBER. This is the largest of the Long Green varieties; very long and very handsome.	10
MARBLEHEAD MAMMOTH CABBAGE. For a description please see first page.	25	PRIZE CUCUMBERS.—CARTER'S CHAMPION; LORD KENYON'S FAVORITE; LYNCH'S STAR OF THE WEST. These are three prominent varieties among the large fancy prize cucumbers of England.	25
CANNON BALL CABBAGE. For a description please see first page.	15	SCARLET CHINA EGG PLANT. Highly ornamental.	25
STONE-MASON CABBAGE. This is the standard cabbage in the markets of Boston; it originated in Marblehead. The heads are very hard. It is remarkably sweet and tender; under good cultivation every plant will head. See first page.	10	SUGAR TROUGH GOURDS. These grow to the capacity of several gallons, and will last years as a sap vessel, or for holding liquids.	25
EARLY ULM SAVOY CABBAGE. A fine little Savoy; very early, and very sweet and tender. Earlier than Early York, and a much better cabbage.	10	ORNAMENTAL GOURDS. The package contains seeds of Apple, Orange, Pear, Quince, Bottle, Egg, and other varieties. Peculiar, attractive, and ornamental.	15
FOTTLER'S EARLY DRUMHEAD CABBAGE. For description please see first page.	10	ABERGELDIE KALE. A dwarf curled Kale of great beauty, good color, mellow flavor, and as double as fine curled Parsley. A fine winter green and extremely handsome for garnishing.	15
IMPROVED AMERICAN SAVOY CABBAGE. Let those who have discarded the Savoys try this. It is as reliable for heading as my Stone-Mason Cabbage; the heads are large, hard and of most excellent quality; the stumps short. For family use the Savoys excel all cabbages in sweetness and marrow-like tenderness.	10	ORNAMENTAL KALES. These, for their great variety in color of foliage and the elegant structure of the leaves, with the beautiful symmetry of the plants, are elegant ornaments scattered in the flower garden and among shrubbery.	25
LENORMAND'S SHORT-STEMMED CAULIFLOWER. A very fine large variety, considered by the French gardeners one of the very best for general cultivation.	25	JERSEY COW KALE. This grows to a height of six feet and more, produces a great amount of succulent food, and is very profitable to feed as green fodder for cows.	10
EXTRA EARLY DWARF ERFURT CAULIFLOWER. Very early, hardy, dwarf, and compact; larger than Walcheren. The best for forcing and for general purposes as an early variety. Its compact habits admit of a large number being raised on a given area.	25	FIELD KALE, OR BORECOLE. This variety is grown as green fodder for stock. It affords abundance of succulent leaves, and may be cut several times in the season.	10
CARTER'S CRIMSON CELERY. In England this is ranked as "dwarf, solid, and crisp; a first class variety." Celeries that rank high in England do not always succeed well in our dryer climate, or <i>vice versa</i> .	10	BOSSIN LETTUCE. A very large, new French variety, highly recommended by many amateurs.	15
BOSTON MARKET CELERY. This is the short, bushy, compact, solid celery, for which Boston Market is so famous.	15	LARGE INDIA LETTUCE. Comstock, the seedsman, thinks that this for all purposes, for quality, for early or late, the family or market, is the best of all the Cabbage lettuces. It makes large heads, is slightly curled, and very tender and well flavored.	10
ALSIKE CLOVER. Introduced from Northern Europe. Excellent for mowing or for pasturing sheep. It blooms very profusely, and the common bee can extract honey from its flowers, thus giving it for this use great value over the common clover. Per pound, 75 cents.	10	PERPIGNAN LETTUCE. A remarkably reliable Lettuce for heading in Summer—some of my heads measured seven inches across and were quite compact.	10
OLCOTT'S NEW YORK FARMER'S CLUB CORN. This is a remarkably sweet, tender variety for the table. It is white in color, and the stock and foliage of a red cast. This corn has been highly spoken of by all who have eaten it. A medium early variety.	15	CABBAGE LETTUCE. Six of the choicest sorts in one package	15
RED SWEET CORN. This is very similar to the Sweet Mexican in quality being exceedingly tender and sweet.	15	TRUE BOSTON CURLED LETTUCE. Of good quality, and the most elegant of all the Lettuce family in its habit of growth. It has the form of a rosette; very popular.	10
EARLY NARRAGANSETT CORN. This is the earliest of the standard early varieties of sweet corn brought into the New York market. The kernels are quite large; ears of fair market size, for an early corn; quality excellent.	10	STRIPED LEAVED JAPANESE MAIZE. This new contribution from Japan grows to the height of from five to six feet, and has its foliage which is from two to three inches wide, beautifully striped with green and white, and in its earlier stages of growth with rose color.	15
MAMMOTH SWEET CORN. My Mammoth took the first prize at the Annual Exhibitions of the Massachusetts Horticultural Society in 1864 and 1867; the ears exhibited weighing, as gathered from the stock, between two and three pounds each. This is a very sweet corn for family use.	25	HUNTER MUSKMELON. The "Southern Planter" considers this newly introduced sort as worthy of the most extensive cultivation. It is large, fine flavored, and prolific, combining the sweetness of the Nutmeg with the size of the Cantelope.	25
MEXICAN SWEET CORN. I send this out, after a thorough trial of several years and a rigid comparison with all standard sorts, as one of the sweetest and tenderest of all varieties of sweet or sugar corn.	15	JOE JOHNSTON WATERMELON. The "Southern Planter" describes this as a large, round melon, having a dark green, striped, thin rind, and of the very finest flavor. It feels confident that it will be the melon of the South and sees no reason why it should not be adapted to other localities.	25
		CASABA MUSKMELON. This new melon is shaped like Largo Musk, is green fleshed, very sweet, melting and delicious. It grows to weigh 15 lbs. A capital melon.	15
		SILL'S HYBRID MUSKMELON. This has all the earliness and sweetness of the White Japan, is very vigorous and productive in its habit of growth, and the melons are spicy and delicious. The flesh is of a salmon color. No gardener should be without it.	15

	Price per p'kge.		Price per p'kge.
ALTON LARGE NUTMEG MUSKMELON. Mr. Barler who introduces this, states: "Its great productiveness, beauty, size, and firmness of flesh make it unequalled as a shipping variety, while its delicious flavor and long bearing season render it worthy a place in every garden." Mr. Marsh of Chicago writes of this melon to Mr. Barler, "Your melons are the best ever shipped to this place." This melon does not give as much satisfaction East as West.....	15	MAMMOTH RUSSIAN SUNFLOWER. The seed of this new variety are larger than those of any other kind. Valuable for poultry or vegetable oil.....	10
NEW WHITE JAPAN MUSKMELON. This is the sweetest of all varieties of muskmelon. It is early and prolific; flesh melting. Those who want a sweet melon will find it in this.....	10	CRIMSON CLUSTER TOMATO. An early, flatish-round tomato, oftentimes spotted with golden spots. It bears its fruit in large clusters. Solid-meat and of excellent quality.....	10
WARD'S NECTAR MUSKMELON. A friend, an amateur, after having thoroughly tested for many years over twenty varieties of green-fleshed melons, pronounces this as by far preferable to all others—being exceedingly sweet, rich, and delicious. Editors of "Hearth and Home" state in their paper of October 15th, 1870, "both this year and last Ward's Nectar was, in point of sweetness and flavor, the best of the several varieties tested."..	15	MAMMOTH CLUSTER TOMATO. This closely resembles the Mexican in form, size and color. A very large, round, showy tomato, apt to be a little hollow unless perfectly ripe.....	10
PHINNEY'S WATERMELON. Red-fleshed, early and excellent. Those who could not succeed with other kinds of watermelons have succeeded well with this.....	10	BOSTON MARKET TOMATO. A variety of Large Smooth Red; of large size, early and very productive. A great favorite with Boston marketmen—they think it cannot be beat.....	10
NEW ORANGE WATERMELON. Claimed to be an improvement in size and quality on the common Orange melon. When fully ripe the rind will peel off like the skin of an Orange.....	10	GENERAL GRANT TOMATO. This new Tomato took the first prize among numerous competitors at the Annual Exhibitions of the Massachusetts Horticultural Society, in 1867, 1869 and 1870. It is of fair market size, elegant in its proportions and most brilliant in its appearance. Highly recommended by market gardeners who have given it a thorough trial.....	10
EARLY CRACKER ONION. This is the earliest of all the yellow sorts. Quality very tender and sweet. For full description see my treatise on Onion Raising, page 13.....	10	NEW MEXICAN TOMATO. A very large apple Tomato; purple color, thick meated and very productive. It has proved very popular in the South from the fact that the fruit is better protected by the foliage and hence is less liable to be burnt by the hot sun than other varieties.....	10
MCLEAN'S LITTLE GEM PEA. A new dwarf wrinkled pea, growing one foot in height, very early, about as dwarf and early as Tom Thumb, but much sweeter. A great acquisition for family use.....	10	NEW WHITE APPLE TOMATO. A cluster variety, just below Cook's Favorite in size, of a sweet fruit-like variety.....	10
COMMODORE NUTT PEA. This is a very dwarf sugar pea, as dwarf as Tom Thumb and about as early. Like all sugar peas the pods may be snapped like beans and cooked.....	25	ALGER TOMATO. Mr. F. R. Elliot, in the Journal of Horticulture, says that of twenty varieties with which he is acquainted he considers this the best. It begins to ripen early and continues to ripen throughout the season without interruption.....	10
BROWN'S NEW DWARF MARROWFAT PEA. A new variety which may be relied on as both the earliest and most dwarf Marrowfat grown.....	10	ORANGEFIELD TOMATO. A new variety from England, where it is ranked among the best. Fruit is round in shape, grows in clusters, is ornamental in appearance and of a fruity flavor. When fully ripe the skin peels as readily as from an orange. Excellent to eat uncooked.....	10
CARACTACUS PEAS. Messrs. Waite & Co., of England, send these out as a week earlier than Dan O'Rourke or any other pea grown. After a trial of several seasons, for early market use, they have been almost universally adopted by the Boston market gardeners as the best first early variety of peas.....	10	EXTRA EARLY YORK TOMATO. This is a very early and productive sort, of good market size, and of a flat, round shape. It has the curled leaf characteristic of a very early kind. It has yielded at the rate of 1050 bushels to the acre. No early tomato has on the whole given me so much satisfaction as this.....	10
RAPHANUS CAUDATUS, OR EDIBLE PODEDDED RADISH. The seed pods grow a foot or more in length, are solid, crisp and tender; much superior to the common radish, either for salad or pickling.....	25	MAMMOTH CHIHUAHUA TOMATO. This tomato sometimes weighs two and three pounds. Quality excellent. One tomato has heaped a quart measure. In wet seasons the fruit is apt to rot when it touches the ground.....	15
MAMMOTH YELLOW CHILI SQUASH. I have seen one of these squashes weighing 260 pounds. They are not only enormously large in size, but quite well proportioned, being usually rather flat in shape, and oftentimes of a rich orange color, finely netted like a melon, presenting a fine appearance.....	25	TOMATO DE LATE, OR BUSH TOMATO. This variety always grows erect, having a leaf and habit of growth entirely distinct from any other. It is not an abundant bearer, but when perfectly matured the fruit surpasses every other variety in elegance.....	10
AMERICAN TURBAN SQUASH. The driest, sweetest; finest grained of all fall squashes. See remarks on fourth page.....	10	MAUPAY'S SUPERIOR TOMATO. Large, smooth, well filled, very thick, excellent flavor, medium early, productive, remarkably symmetrical in form. Promises to be quite an acquisition.....	10
HUBBARD SQUASH. I was the introducer of this fine squash. My seed will be found to be very pure. See remarks on fourth page.....	10	KEYES' EARLY PROLIFIC TOMATO. Not "thirty days earlier than any other sort," but yet among the earliest: size medium, produces a large cluster mostly near the roots, which ripen usually nearly together. Very productive. Fruit is sweet, and keeps remarkably long after ripening, being not excelled in this respect by any tomato, and equalled but by few. Leaves of the plant are peculiar when young, resembling the potato.....	10
COCOANUT SQUASH. A half-running variety of small size, very fine grained and solid, with Marrow-like structure and delicate chestnut flavor. A nice little squash for the table. Very productive and ornamental.....	15	JERSEY NAVET TURNIP. A new under ground turnip for autumn sowing; just sent over from England.....	10

Quantities of seed required for a given length of drill.


This table is probably as correct as such general statements can be made.

Asparagus 1 oz. to 60 ft of drill.	Parsley... 1 oz. to 150 ft of drill.
Beet... 1 oz. to 50 "	Parsnip... 1 oz. to 200 "
Beans, dwf. 1 qt. to 100 "	Peas... 1 qt. to 150 "
Carrot... 1 oz. to 300 "	Radish... 1 oz. to 100 "
Endive... 1 oz. to 150 "	Salsify... 1 oz. to 70 "
Okra... 1 oz. to 40 "	Spinach... 1 oz. to 100 "
Onion... 1 oz. to 200 "	Turnip... 1 oz. to 300 "
Onion Sets 1 qt. to 20 "	

Number of Plants, Trees, &c. required to set an Acre


Distance apart.	Numbers.	Distance apart.	Numbers.
1 ft. by 1 ft.....	43,560	6 ft. by 6 ft.....	1,210
1½ ft. by 1½ ft.....	19,360	9 ft. by 9 ft.....	537
2 ft. by 2 ft.....	10,890	12 ft. by 12 ft.....	302
2½ ft. by 2½ ft.....	6,970	15 ft. by 15 ft.....	194
3 ft. by 1 ft.....	14,520	18 ft. by 18 ft.....	134
3 ft. by 2 ft.....	7,260	20 ft. by 20 ft.....	103
3 ft. by 3 ft.....	4,840	25 ft. by 25 ft.....	70
4 ft. by 4 ft.....	2,722	30 ft. by 30 ft.....	40
5 ft. by 5 ft.....	1,742	40 ft. by 40 ft.....	27

CARROTS.



Long Orange. Yellow Belgian. White Belgian. Altringham. Half Long Orange.


The above engravings exhibit very well the proportion of each variety that grows above ground, but the comparative size of the depressed varieties is not correctly given; Long Orange and Half Long Orange should each be larger.



Ruta Baga or Swede Turnip.



Kohl Rabi.



ASPARAGUS.

Sow the seed in the seed bed late in the fall or in the early spring, as soon as the ground can be worked, in drills one foot apart, covering the seed about one inch deep. Thin the plants to three inches in the row. The roots may be removed to the permanent bed when one or two years old. In preparing the ground no pains should be spared, as a well established and carefully cultivated Asparagus-bed will continue in good condition for twenty-five years or more. Select deep, rich, mellow soil, and trench the ground two feet deep, using a liberal quantity of well decomposed manure, with a small admixture of common salt. Set the roots so that the crowns will be three or four inches below the surface of the ground. Apply a dressing of manure in autumn (rotten kelp is excellent), digging the same into the ground in the spring, taking care not to injure the roots. The bed will produce shoots fit for cutting the second or third year after transplanting. An occasional application of salt will be found beneficial.

Giant Dutch Purple Top. One of the largest and best.	10	6
Conover's Colossal. See page 6.	1 60	25

BEANS.

Dwarf, Snap or Bush.

Select light, warm soil, and plant when danger from frost is past in the spring, in drills two to two and a half feet apart, dropping the beans about two inches apart in the drill and cover one inch deep. Keep the ground clean and loose by frequent hoeing, but do not draw the earth around the plants. Avoid working among the vines when they are wet, as it will tend to make them rust.

Dwarf Wax. Pods mostly yellow. Early; for a snap bean, superior. (See page 6.)	50	65	15
Early Fejee. Earliest of all. (See page 6.)	60	75	15
York Dwarf Wax. (New.) This is remarkably free from all admixture; producing uniformly yellowish-white pods. (See page 6.)	1 00	1 15	15
Early Yellow Six Weeks. Very early and productive.	30	45	10
Early Mohawk. Very hardy, early and productive.	30	45	10
Early China, or "Red Eye." An old, popular, early variety.	30	45	10
Early Valentine. Pod long, round and tender—excellent, standard early bean in Middle States.	30	45	10
Dun Cranberry. One of the very best for stringing; always in order, yield first rate.	40	55	10
Refugee, or Thousand to One. A very prolific bush sort.	30	45	10
Intermediate Horticultural. A half bush variety, very prolific; an excellent substitute for the pole Horticultural; an excellent sort for market gardeners.	40	55	10
White Pea Bean. A small, almost round variety, very productive. A standard sort for field culture.	20	35	6
White Marrow. A standard sort for garden or field cultivation.	20	35	6
White Navy. Medium, the white bush variety, largely used by government.	20	35	6

Pole or Running Varieties.

Set the poles three by four feet apart, and plant six to eight beans, with the eyes downward, around each pole, thinning to four healthy plants when they are up. They require the same soil and treatment as the dwarf varieties, with the exception that they crave stronger soil.

White Algerian. Fine for a string bean. (New.) (See page 6.)	2 00	2 15	25
Black Algerian. Excellent for stringing—producing crisp, semi-transparent pods.	1 50	1 65	25
London Horticultural, or Wren's Egg. Productive, pods elegantly striped—excellent string or shell.	40	55	10
Early Lima, or Sieva; called also Frost Bean This is two weeks earlier than the Large Lima.	60	75	10
Large Lima. As a shell bean surpasses all in quality; late.	60	75	10
White Dutch Runners. Great grower, very productive; popular for baking.	40	55	10
Indian Chief. Always in order for stringing; pods almost transparent.	60	75	15
Boston Market Pole Cranberry. The Boston Marketmen cultivate this as the most prolific Pole Cranberry Bean for market purposes. By years of careful culture, they have produced a variety that bears finely, is very early, and produces its crop so low down on the pole, as to be within easy reaching distance.	65	80	15
Giant Wax. Always a snap bean; a variety that is never stringy at any stage of growth. Pods very long and remarkably tender. An acquisition.	1 00	1 15	15
Yard Long. (See page 6.)			15
Concord Bean. This new pole bean is the most elegant of all beans. It is probably the earliest pole bean grown. It takes exceedingly well to the poles, is healthy and very prolific; excellent either as string or shell, resembling the Horticultural, to which it is related, though it takes better to the poles than that variety.	45	60	10
Purple Poddled Edible Pod. New, very fine; pods of mammoth size. (See page 6.)			25
Painted Lady. (See page 6.)			15

ENGLISH BEANS.

These thrive best in rich, moist soil and cool situation. Plant in early spring, two or three weeks earlier than the common beans, in rows two feet apart and six inches apart in the row, covering two inches deep. Pinch off the tops of the plants when the young pods first appear.

Broad Windsor. Large and excellent.	35	50	10
---	----	----	----

BEET.

Select a deep, rich, sandy loam, and manure with well decomposed compost. Sow in drills fourteen to sixteen inches apart and cover one inch deep. When the young plants appear, thin to four or five inches apart. For early use sow as soon as the ground can be worked in the spring; for autumn use, about the middle of May, and for winter use, from the first to the twentieth of June, according to variety, the long varieties requiring more time to mature than the round, early kinds. The Mangold Wurtzels are grown principally for stock, and as they grow larger require more room. They should be sown in drills two and a half feet apart and the plants be thinned to twelve or fifteen inches in the row. One ounce of seed will sow one hundred feet of row of the early kinds, and one hundred and fifty to two hundred feet of the Mangold Wurtzels.

Early Bassano. Earliest of all.		per oz	
Dewing's Early Blood Turnip. New. Very symmetrical; free from fibrous roots; dark red. This took the first premium at the Massachusetts State Fair, 1867, 1868, 1869.	15		6
Dark Red Casteluadary. A famous French variety, which they claim has a rich nut-like flavor. Flesh deep purple, very tender and sweet, superior to Blood Turnip; a slow grower.	25		10
Crapaudine. A long rough skinned kind of fine quality.	25		10
Simon's Early Turnip. New. This is a very early variety, size of Blood Turnip, somewhat flat in shape, growing very smooth, and of excellent quality. It is about as early as Early Bassano, but of a deeper red.	15		6
Early Extra Flat. Short topped, very early; popular with market gardeners.	15		6
Early Blood Turnip. The standard early sort; good for summer or winter.	12		6

	Price per ounce	Price per pkge
BEET.		
Yellow Turnip. (See page 6.)	25	10
Long Smooth Dark Blood. Excellent for winter use; smooth skinned; flesh dark red.	12	6
Henderson's Pine Apple. New. Excellent for family use.	15	6
Red Giant Ovoid Mangold Wurtzel. Very large, oval shape; pulls up very free from dirt.	10	6
Norbiton Giant Mangold Wurtzel. A new English variety which tends less to a hollow neck than the old Long Red kind.	10	6
Red Globe Mangold Wurtzel. } The Globe Mangolds succeed better than the long sorts on sandy soil. All.	10	6
White Sugar. } the varieties of Mangolds are excellent food for cows, to increase the flow of.	10	6
Yellow Globe Mangold Wurtzel. } milk. They should be fed towards the close of winter.	10	6
BORAGE	30	6
This is a profuse flowering plant, which is grown principally for bees, or for ornament amongst shrubbery. Sow in early spring in rich soil and thin plants to one foot apart. It readily bears transplanting and when thus treated produces more flowers in proportion to its foliage.		
BRUSSELS SPROUTS.		
A class of plants allied to the Cabbage family, producing great numbers of small heads or sprouts on the main stem of the plant, which are used in the manner of Cabbages. Plant in rich soil in hills two feet apart each way and thin to one plant to the hill.		
Dwarf Improved.	20	6
Dalmeny Sprouts. A hybrid between Drumhead Savoy and Brussels Sprouts.	50	10
BROCCOLI		
The Broccoli are closely allied to the cauliflower family; so nearly so that the Walcheren variety is sometimes classed with cauliflower. They require similar cultivation and treatment to Cauliflower.		
Walcheren White. One of the very best varieties.	75	10
Large White Early French. A standard French variety.	50	10
Knight's Protecting. Dwarf, very hardy; heads very large for the plants.	50	10
Carter's Champion. New, dwarf, compact, very large; first rate for pickling; a fine sort for summer use. p'kge only.	15	15
Purple Cape. Late, large, compact.	50	10
Early Purple. Early, excellent; color deep purple.	40	10
Elletson's Mammoth. A large English variety.	50	10
Carter's Summer. A new English sort and recommended for summer use.	75	10
CABBAGE.		
Cabbage will thrive on any good corn land, though the stronger the soil the better they will develop. New land is preferable. Plough deep and manure very liberally. The early sorts bear planting from eighteen inches to two feet apart in the rows, with the rows about two and a half feet apart. The large varieties should be from two to four feet apart in the rows, with the rows from three to four feet apart, the distance varying with the size. The crop should receive as many as three hoeings and three cultivatings. Cabbage will not follow Cabbage or Turnips successfully in field culture unless three or four years has intervened between the crops. For late fall marketing plant Drumhead sorts from June 10th to 20th. For full and minute information in every department of Cabbage culture, see my treatise on "Cabbages and how to grow them."		
Earliest varieties.		
Superfine Early. A choice, very early variety.	35	10
Early York. One of the earliest; an old standard sort.	20	6
Large York. An improvement in size on Early York; a little later.	20	6
Early Jersey Wakefield. (True.) Resembles Oxheart. A standard early cabbage in Boston and New York markets.	75	15
Little Pixie. A small, very tender and sweet cabbage, of the pointed heading family. It is very early and heads hard, and from its small size a great number can be matured on a small area of land.	40	10
Sugar Loaf. A popular early variety.	25	6
Early Oxheart. An excellent early variety.	25	6
Early Wyman. This new cabbage was originated by Capt. Wyman of Cambridge, Mass. It is allied to the Early Wakefield, is about as early but grows to double the size; very popular as an early market sort. (See page 7.)	25	25
Cannon Ball. (See page 1.) The hardest heading of all early sorts.	50	15
Early Uim Savoy. (See page 7.) One of the earliest; unsurpassed in quality.	40	10
Second Early.		
Fottler's Early Drumhead. The earliest hard heading drumhead. This has given great satisfaction. (See page 1.)	50	10
Early Winnigstadt. Heads large, cone shaped and solid; one of the very best.	35	10
Large French Oxheart. This is popular as an early cabbage.	30	6
St. John's Day Early. A very early half drumhead variety.	30	6
Schweinfurt Quintal. The earliest of all large drumheads; grows from a foot to eighteen inches in diameter; does not head very hard, but is remarkably tender. The heads are very handsome.	50	10
Early Dark Red Erfurt. New. Early, head round and very solid.	50	10
Late kinds.		
Marblehead Mammoth Drumhead. (See page 1.) The largest cabbage in the world.	75	25
Bergen Drumhead. A standard in New York market.	35	10
Stone Mason Drumhead. (See page 1.) The great cabbage in Boston market.	40	10
Robinson's Champion Prize Oxheart. A new English mammoth variety.	25	6
New Feather Stemmed Savoy. A true hybrid resembling Brussels Sprouts, but of a richer and more delicate flavor. To be grown like Brussels Sprouts. package only.	10	10
Premium Flat Dutch. Large and excellent for winter.	35	10
Improved American Savoy. An improvement on the old Green Globe Savoy; very reliable for heading. Very sweet and tender—much esteemed for family use.	35	10
Drumhead Savoy. A cross between Savoy and Drumhead—very large.	35	10
Red Dutch. The old variety for pickling.	30	6
Red Drumhead. Larger than Red Dutch and more profitable; heads round; very reliable for heading under high cultivation.	30	6
Chappel's Dark Red. A new English variety for pickling.	40	10

	Price per ounce.	Price per pkge	
CARDOON. Large, smooth, solid.....	35	10	
Sow in early spring, in drills two and a half feet apart, on warm, rich soil and thin the plants to one foot apart in the row. In the latter part of the summer, when the plants have attained their full size, gather up the leaves carefully together and wrap with listing or old cloth, after which draw up the earth around the stalks for the purpose of blanching them. The stalks are used as celery either boiled or as salad when raw.			
CARROT.			
Carrots thrive best in a rather light loam. The ground should be well manured with fine, well rotted or composted manure, six or eight cords to the acre and be thoroughly worked quite deep, by two ploughings made at right angles with each other. Also cultivate and drag if there are any lumps and then rake level, burying all remaining lumps and stones. Plant in rows fourteen inches apart, and thin plants to five or six inches in the rows. Plant from middle of April to middle of May, to insure crop; though good success is often met with if planted as late as 10th of June. Keep very clean of weeds.			
Early Scarlet Horn. The early short variety for forcing; excellent for the table; color, very deep orange.....	20	6	
Short Horn. The standard early variety; sweeter than Long Orange and more solid.....	15	6	
Long Orange. The standard field carrot; good for stock.....	20	6	
Large Altringham. Bright red, very fine; grows a little above ground.....	15	6	
Large White Belgian. Large, white and most productive; good for horses; entire crop can be pulled by hand.....	15	6	
Intermediate. A half long variety, very productive and more easy to harvest than the longer kinds.....	20	6	
CAULIFLOWER.			
Pursue the same course as with Cabbage. Cauliflowers covet the cool, moist weather of the fall months, to perfect themselves.			
Pierce's Early American. A fine early kind for market use.....	1 25	15	
Extra Early Dwarf Erfurt. True. (See page 7.).....	2 00	25	
Pitch's Early London. A standard English sort.....	1 25	15	
Early Paris. Very popular; fine heads—excellent variety.....	1 25	15	
Early Dutch. A very nice early kind.....	1 00	15	
Nonpareil. One of the earliest varieties..... package only.....		25	
Lenormand's Mammoth. The largest variety in cultivation, and one of the most reliable.....	1 00	15	
Lenormand's Short-Stemmed. Dwarf, large and fine. (See page 7.).....	2 00	25	
Large White French. Very fine, large white cauliflower.....	1 50	25	
Stadholder. Fine and white; large sized; late.....	1 00	15	
Mixed Varieties.	1 00	15	
CHICKORY. Large Coffee Rooted. Used as a substitute for Coffee.....	20	6	
Pursue the same manner of cultivation as for Carrot. If to be used as a salad blanch the leaves by covering so as to exclude the light. If raised for its root, dig at about the same time as Carrots, wash the roots and then slice them, either way, and dry thoroughly by artificial heat.			
CELERY.			
Plant seed in hot bed or very early in open ground. Transplant four inches apart, when three inches high, in rich soil finely pulverized; water and protect until well rooted, then transplant into rows five or six feet apart either on surface or in well manured trenches a foot in depth, using well rotted manure. Set the plants from eight to twelve inches apart. To blanch draw earth around the plants from time to time, taking care not to cover the tops of the central shoots.			
White Solid. A standard sort.....	25	6	
Boston Market. Short, compact and solid—very popular. (See page 7.).....	50	15	
Turnip Rooted. The root of this is eaten.....	25	6	
Carter's Crimson. Dwarf, solid and crisp; a first class variety.....	30	10	
CHERVIL. Curled or Double..... package only.....		6	
Sow in early spring, in drills one foot apart, covering very lightly and pressing the soil firm. The leaves are ready for use when the plants are three or four inches high, and may be cut several times through the season. They are used when boiled as greens, or in soups and salads as Parsley.			
COLLARDS or COLEWORTS. True Southern.....	20	6	
A class of plants closely allied to the Cabbage family, which are somewhat extensively used in the South when small as greens. Sow in early spring in drills one foot apart, covering the seed half inch. The young plants are ready for use as soon as they have attained sufficient size, but if it is desired to keep them in good condition, thin the plants to six or eight inches apart, and pull off the larger leaves before using. The seed of any of the larger varieties of Cabbage will grow Collards.			
CORN.			
Corn revels in a warm and rich soil. Do not plant before the ground has become warm—nothing is gained by it. Drill cultivation is more profitable than hill cultivation. The smaller varieties may be planted with the drills two and a half feet apart, and the stalks thinned to ten inches apart; the larger sorts should have the drills four feet apart, and the stalks a foot apart in the rows. Use some rich manure in the drills. Frequently turn the earth about the roots by hoe or cultivator, but do not draw it up around the stalks.			
Early Narragansett. One of the earliest; kernels very large; ears of good size for an early corn; popular.....	30	40	10
Forty Days. This is earlier than our standard early corn, and will be found desirable as an extremely early sort. It was called "Forty Days"—I presume, because it silks in about forty days from time of planting. It is a flint variety.....	75	85	10
Crosby's New Early Sweet. (See page 7.) First rate every way.....	50	60	10
Bates' Extra Early Sweet. A second sized variety for table use; one of the earliest.....	40	50	10
Extra Early Dwarf Sugar. The earliest of the sweet varieties; grows about three feet high.....	50	60	10
Adams' Early. A favorite in the South. Very early dent.....	30	40	6
Red Sweet. A delicious corn for table use; closely resembling Mexican Sweet..... package only.....			15
Olcott's New York Farmer's Club. A variety for table; very sweet, tender and delicious..... package only.....			15
Stowell's Evergreen Sweet. Excellent; keeps green till cold weather.....	30	40	6
Darling's Early Sweet. A standard early variety.....	30	40	6
Nonpareil, or Pop. The popular variety for parching.....	30	40	6
Mexican Sweet. (See page 7.) The sweetest and tenderest for table use of all varieties I am acquainted with.....	60	70	10
Egyptian Pop. This is tenderer when popped than the common variety.....	50	60	10
Early Yellow Field. Has yielded 100 bushels to an acre; excellent for northern latitudes.....	30	40	6
Sanford. A prolific flint variety for field cultivation.....	40	50	10
Virginia Hominy (true). Remarkably white kernelled; the true hominy corn of Old Virginia..... per package.....			10
Improved King Philip. Very early and profitable for field culture.....	30	40	6
Marblehead Mammoth Sweet. The largest variety grown. (See page 7.).....	90	1 00	25

	Price per exprs	Price per mail	Price per pkge
CORN.			
Hundred Days Dent.....(See page 6)..	40	50	10
Dacotah.....(" ")..			15
Judson's New Branching or Joint Pop.....(" ")..			25
" " " " " Sweet.....(" ")..			50
" " " " " Field.....(" ")..			50
Improved White Flint. A very prolific field variety ripening well as far north as Vermont.....	30	40	10
BROOM CORN.			
Evergreen. Claimed to be superior to the common variety in length and quality of brnsh.....	30	40	10
Dwarf. Makes better brush than the common tall variety.....	40	50	10
CRESS. Curled. The best sort.....			
Plant on rich soil, finely pulverized, in drills six or eight inches apart. That grown in the cool of the season is of best quality. To be used as salad before the flowers appear.....		10	6
CUCUMBER.			
The vines require a warm location. Plant after the ground has become warm, in hills, four feet apart for the smaller varieties, and five feet for the larger sorts. Manure with ashes, guano, or some well rotted compost, working the manure just under the surface. It is not good policy to bury it in deep, cold holes, as is sometimes recommended. Keep the soil well stirred. Sprinkle vines with plaster or air-slaked lime to protect from bugs.			
Norbiton Giant. (See page 7).....			25
Carter's Champion. English Prize Frame Cucumbers. (See page 7).....			25
Lord Kenyon's Favorite. English Prize Frame Cucumbers. (See page 7).....			25
Lynch's Star of the West. English Prize Frame Cucumbers. (See page 7).....			25
Early Russian. The earliest of all varieties; grows about four inches long.....		20	6
Early Cluster. Bears mostly in clusters; very early and productive.....		15	6
White Spined. Great bearer; excellent for early forcing, table use or pickling—standard in Boston market.....		15	6
Early Frame. Early, short, prolific.....		15	6
Long Green. An old standard sort.....		15	6
Improved Long Green Prickly. Excellent variety; makes a hard, brittle pickle.....		35	10
West India Gherkin. A very small, elegant, peculiar sort, for pickles only.....		30	10
New Jersey Hybrid. The largest of all the white spined varieties.....		30	10
Eight Varieties Mixed.....		25	10
Boston Pickling. A long variety; the standard for pickling in Boston market.....		25	10
Short Pickling. Raised by the acre in Western Mass., for pickling; very productive.....		25	10
Early White Japan. (New.) A variety just introduced from Japan, exceedingly productive; resembles White Spine, but turns to a richer creamy white color, and appears to be a week or more earlier.....		30	10
Long Green Turkey. A very fine long variety.....		30	10
Snake. (See page 7).....			25
DANDELION.....			
This vegetable has become very popular as an early healthful green, and the roots are also used when dried as a substitute for coffee. Its use in either of these forms is particularly recommended to those who are inclined to any disease of the liver. Sow in May in drills one foot apart, covering the seed half inch deep. A rich soil is preferable, but this plant will thrive any where. In the fall cover the bed with straw or other loose litter, which may be removed in early spring, when the leaves will soon be ready for use.		40	10
EGG PLANT.			
Plant the seed in March, in a hot-bed, or, for family use, in flower pots, in a warm window. Transplant in open ground after weather has become warm and settled, in rows two feet apart each way. They require a rich soil and as favorable a location for warmth as the garden will afford.			
Black Pekin. A new early variety.....			25
Long Purple. Earlier and more productive than Large Round.....		50	15
New York Improved Round Purple. A standard excellent variety.....		75	15
Scarlet China. (New.) (See page 7).....			25
ENDIVE.			
For early use sow as soon as the ground can be worked in the spring, in drills fifteen inches apart, and thin plants to six or eight inches in the row. A succession may be obtained by sowing every two or three weeks until midsummer, when it will be proper time to plant for fall and winter use. Any common garden soil will do—but a rather moist situation is preferable. To blanch the leaves gather them carefully together when perfectly dry and tie with matting or any soft fibrous material. Another method is to invert flower pots over the plants. The leaves are very highly esteemed for use as salads.			
London Green Curled. Very popular.....		30	10
Fine Curled Mossy. Very ornamental.....		35	10
Broad Leaved Batavian. A large summer variety.....		25	10
GARLICs.....			
Per pound 50 cents.....			
Plant the bulbs on well enriched soil in rows or in ridges fourteen inches apart and six inches apart in the rows. They are cultivated for their flavor, which is similar to the onion but more powerful, and are used in stews, soups, &c.			
KALE, or BORECOLE.			
Plant in hills two by three feet apart, and thin to one plant to the hill. Select deep, rich soil and cultivate as cabbage. Some of the varieties are very ornamental being finely curled and variegated with green-yellowish white, bright red and purple. The tender leaves are used as Cabbage.			
Four Elegant Varieties—For ornament or the table. (See page 7).....			25
Dwarf Green Curled, or German Greens. Very hardy.....		25	6
Cottager's. A new English variety.....		25	6
Jersey Cow Kale. For cattle. (See page 7).....		30	10
Field Kale. For cattle. (See page 7).....		30	10
Abergeldie. A new dwarf variety curled as fine as parsley; of delicate mellow flavor (See page 7).....			15
KOHL RABI, or TURNIP CABBAGE.			
Prepare ground as for Cabbage, then plant about the first of June in rows two feet apart, thinning plants to twelve inches apart in the row. To preserve over winter treat as turnips. When young their flesh is tender and resembles a fine Ruta Baga with less of a turnip flavor. When fully matured they are excellent for stock.			
Early White Vienna. A nice early kind.....		20	6
Large Purple. Very large, hardy and productive—for stock.....		20	6
Neapolitan Curled. (New.).....		40	10

	Price per ounce	Price per p'kge.
LEEK.		
Select good onion soil, manure liberally, and plant in April in drills made six or eight inches deep and eighteen inches apart and thin to nine inches apart in the drill. Gradually draw the earth around the plants until the drills are filled level with the surface. Draw for use in October. To be used in soups or boiled as Asparagus.		
Broad Scotch, or Flag. A large and strong plant.....	15	6
Very Large Rouen. A new French variety.....	40	10
LETTUCE.		
Lettuce covets a rich and rather moist soil. It is planted in the fall in hot beds for late winter marketing. The rows should be about twelve inches apart and the plants be thinned to ten or twelve inches apart for the heading varieties. The more rapid the growth the better the quality. Some varieties are peculiarly adapted for early culture, others for summer growth.		
Frankfort Head. A fine Summer variety.....	35	6
Perpignan. Heads sometimes seven inches in diameter.....	50	10
Bossin. A new French variety. (See page 7.).....		15
French Imperial Cabbage. Very reliable.....		10
White Tennis Ball. (White seed.) A fine early sort—small heads, very hardy; used for winter culture.....	35	6
Early Curled Silesia. Very early; excellent for salads—a popular variety for hot-beds and early out door culture.....	35	6
White Paris Cos. Best of all the Cos varieties.....	35	6
Drumhead. Very large; heads crisp and tender.....	35	6
Early Butter Head. A most excellent early sort—a great favorite.....	35	6
True Boston Curled. The most elegant Lettuce of all. (See page 7.).....	50	10
Six Choice Varieties. (See page 7.).....		15
Victoria Cabbage. A brown variety—one of the very best for family use.....	35	6
Curled Simpson. Resembles Silesia but is more curled.....	35	6
Large India. By some of our American seed growers this is considered one of the very best for both Spring and Summer use.....	40	10
Large Princess Head. A new very fine German variety.....	50	10
MARTYNIA.		
Plant on any rich, garden soil, two by three feet apart—leaving only one plant in a place. It produces an abundance of large showy flowers, and the young pods when sufficiently tender to be easily punctured by the nail, are used for pickles.		
MELON.		
Select warm and light soil—a poor light soil is better than a cold and rich one. Thoroughly work the soil, manure with guano, phosphate or a rich compost, having the hills six feet apart for the musk varieties, and eight or nine for watermelons. Do not excavate hills, but work the manure just under the surface, as the roots of all vines naturally seek warmth. Pinch the more vigorous vines from time to time, and work in guano or phosphate between the rows. Plant a dozen or more seeds in each hill, but do not leave over two plants in each hill. Sprinkle young plants liberally with plaster or air-slaked lime.		
Musk Varieties.		
Christiana. (True.) Remarkable for early maturity.....	20	6
Sil's Hybrid. (New.) Salmon colored, flesh rich, sweet, and delicious. (See page 7.).....	50	15
Hunter. (New.) A favorite in the South; large, prolific, sweet, and of fine flavor. (See page 7.) package only.....		25
Long Persian. A large variety of superior excellence.....	20	6
Skillman's Fine Netted. Of delicious flavor—early.....	15	6
Nutmeg. Green fleshed, highly scented; mine is the Boston variety which is earlier than the Nutmeg grown further South.....	20	6
Long Yellow. Large, sweet, productive; a well known sort.....	15	6
Green Citron. Green-fleshed; sweet, melting, and rich flavored.....	15	6
Ward's Nectar. Early, exceedingly prolific, sweet, rich, and delicious. (See page 8.).....		15
Early Jenny Lind. An early sort; favorite with gardeners.....	15	6
New White Japan. Sweetest of all and very early.....	30	10
Pine Apple. Oval shaped, rough netted, thick-fleshed, juicy and sweet.....	15	6
Casaba. (New.) A very large, long, green-fleshed melon, of delicate flavor, thick-fleshed, melting and delicious—has been grown to weigh 15 lbs. An acquisition. (See page 8.).....	50	15
Arlington. New. (See page 6.).....		15
Watermelon.		
Mountain Sweet. Early, solid, sweet and delicious—one of the best.....	15	6
Joe Johnston. (New.) A first class Southern melon; worthy of an extensive trial. (see page 7.).....		25
Mountain Sprout. Long, striped, scarlet-flesh; one of the very best.....	15	6
Phinney's. For hardiness, vigor, and productiveness, unexcelled; early, very reliable, red-fleshed. (See page 8.).....	25	10
Citron. For preserves; very hardy and productive.....	20	6
New Orange. Improved in size—the rind will peel like an orange when fully ripe.....	30	10
Goodwin's Imperial. Very productive and of excellent flavor.....	40	10
MUSTARD.		
Sow in drills one foot apart and cover seed half inch deep. Thrives readily in almost any soil. Water frequently in dry weather, and for a succession sow every two weeks during the season. Used principally as Cress for salads.		
White or Yellow. For Salad or Medicinal purposes.....	10	6
NASTURTIUM.		
Plant in May in rows: the climbing variety to cover some arbor, or fence, or climb or twine around the house; the dwarf kind in hills or in rows four feet apart. The leaves are used for salad and the seeds when soft enough to be easily penetrated by the nail, for pickles.		
Tall. An ornamental climber.....	20	6
Dwarf.	25	6
OKRA, or GUMBO.		
Select warm and rich soil and plant when ground becomes warm, in rows two feet apart, thinning plants a foot apart in the row. The pods are used to thicken soups, being gathered when young. In the North it is better to start them in a hot-bed.		
Early Dwarf. White, small and round; pods smooth.....	15	6
Long Green. Later and more productive.....	15	6

ONION.

The soil should be rather light, and free from large stones. Apply from eight to twelve cords of rich, fine compost to the acre. Plough not over five inches deep, and work well with cultivator. Plough again at right angles with first furrows and cultivate again. Now rake level and fine and plant seed in rows fourteen inches apart at rate of four pounds to the acre. Keep very clean of weeds. When ripe pull and dry a few days before storing. For full particulars in every department for the cultivation of the Onion, see my work on "Onion Raising."

	Price per ounce	Price per p'kge.
Giant Roca. A new Italian variety. (See page 6.).....		15
Early Globe Red. One of the earliest and most productive and handsome of all the Red sorts.....	50	10
Early Cracker. A decided improvement on large yellow, being much earlier and a fine cropper. (See page 8.).....	50	10
Early Fiat Red. The earliest of all the Red varieties; hence a good kind for the extreme north.....	50	10
White Portugal. Mild flavored, not a good keeper; best for summer.....	50	10
Large Red Wethersfield. Pleasant flavored, grows very large, keeps well.....	40	10
Danvers Yellow. —(True.) Large, round, earlier than Large Yellow, very profitable; 900 bushels have been raised from one acre.....	50	10
Potato Onions. The bulbs of these are planted.....	per quart 35 cents.	
Onion Sets. From these most of the early onions are raised.....	per quart 50 cents.	
Top Onions. Planted for early use.....	per quart 40 cents.	

PARSLEY.

Select rich soil and sow the seed in drills one foot apart, covering half inch deep. As the seed is usually from fifteen to twenty-five days in vegetating, it will be necessary to sow early. Thin plants to four inches apart when two inches high. The beauty of the plant may be increased by several successive transplantings. It is used principally for flavoring soups, &c., and for garnishing in its natural state.

Dwarf Curled. Finely curled; good for edging or table ornament.....	10	6
Myatts Garnishing. Double curled.....		10
Dunnett's Selected. A new English sort.....	15	6
Drummond's Scotch Curled. (Selected.) Fine for garnishing.....	20	10
Mitchell's Enfield Matchless. A very beautiful variety.....	25	10
Carter's Champion. Moss curled; elegant for garnishing.....	30	10

PARSNIP.

Give the richest and deepest soil to the long varieties of Parsnip; the Turnip sort will grow well on shallow soil. Make the soil very fine and plant the seed in rows eighteen inches apart, thinning plants to five inches in the rows. The seed should be planted half inch deep. To keep well in the ground over winter, draw a little earth over the tops.

Round Early, or Turnip. A new French sort; excellent for shallow soil, shaped like a turnip.....	package only.....	6
Large Dutch. Large and sweet. A standard variety.....	12	6
Hollow Crowned, or Guersey. The hollow crowns are considered superior in quality to the other varieties.....	12	6
Abbott's Improved Hollow Crowned. A standard English variety.....	20	6

PEAS.

Early.

The dwarf varieties should be liberally manured; the tall sort will run too much to vine if manured; it being better to depend on the richness of land that has been previously in good cultivation. Have the dwarfs, that grow not over fifteen inches high, in rows two feet apart; those varieties attaining the height of from two to three feet, in rows three feet apart; and the rows of the tallest sorts, four feet apart. Bush the tall kinds when six inches high; or poles set every six or eight feet with single shoe thread passed from one to the other every four inches in height answers finely. Green peas to retain their sweetness should be eaten the same day they are gathered.

	Price by boxes	Price by quart.	Price by quart.
Early Kent. (True.) This will be found to be a pea of the very earliest class, a keen competitor for market gardeners with the earlier English sorts.....	40	55	10
Caractacus. Messrs. Waite & Co., the English seedsmen, send this out as the earliest of all peas. It has been adopted by the Boston marketmen as the best first early pea. (See page 8.).....	50	65	10
Carter's First Crop. New; earlier than Dan O'Rourke—pods smaller and more numerous.....	60	75	10
Early Tom Thumb. One of the earliest. A new dwarf, ten inches high, very productive, pods well filled. No garden should be without it.....	50	65	10
Early Dan O'Rourke. One of the earliest standard market varieties; very productive; all the crop matures at once.....	40	55	10
Commodore Nutt. A remarkably dwarf variety of the sugar or string pea growing no taller, if as tall, as Early Tom Thumb. (See page 8.).....			25
McLean's Little Gem. Grows about one foot high; a wrinkled pea early as Tom Thumb; quality first rate. (See page 8.).....	70	85	10

Second Early.

Brown's Early Dwarf Marrowfat. The earliest of all Marrowfats. (See page 8.).....	50	65	10
McLean's Advancer. (English grown.) A wrinkled Pea—about a fortnight earlier than Champion of England; equal to it in quality, fully as productive, while it grows but two thirds as high.....	60	75	10
McLean's Epicurean. (New.) Larger than Advancer, fine for market.....	60	75	10
McLean's Princess Royal. (New.) Dwarf, very prolific, grows about a foot high, great cropper.....	40	55	10
Bedman's Improved Long Podded Blue Imperial. A half dwarf variety; sweet, tender and excellent for table use.....	35	50	10
Laxton's Prolific Long Pod. Highly recommended by the English as a very prolific long-podded variety.....	1 00	1 15	15

Late.

McLean's Premier. A new English Wrinkled Pea, sent out as being of superior quality.....	60	75	10
McLean's Wonderful. A dwarf white wrinkled pea; prolific, of fine flavor; one of the best of its class.....	60	75	10
Champion of England. A great favorite; rich flavored and very productive.....	50	65	10
Champion of Scotland. A late wrinkled Pea; very productive.....	70	85	10
Yorkshire Hero. A large, late wrinkled dwarf, of excellent quality.....	70	85	10
Dwarf Sugar. A string pea; pods edible; my variety is a new dwarf with fine large pods.....	75	90	15
Black Eyed Marrowfat. A favorite in the Boston Market; large pod; prolific.....	25	40	10
Large Marrowfat. A standard, late sort.....	25	40	10
Missouri Marrowfat. Not so tall as Large Marrowfat; very productive, and a favorite pea with marketmen.....	30	45	10

	Price per ounce	Price per pkge.
PEPPER.		
Peppers should be started in a cold frame or hot-bed. Transplant the young plants into the open ground towards the close of May in a very sunny location, having the rows eighteen inches apart; thin plants a foot apart in the rows. The ground should be made very rich, either by high manuring before plants are transplanted, or by liberal application of guano, or liquid manures afterward.		
Monstrous or Grossum. A French variety, the largest of all; not very pungent. package only.		10
Large Bell. A standard sort.	35	10
Cayenne. Small, long and tapering; very hot; best for seasoning pickles.	35	10
Large Sweet Mountain. Very large, and excellent for mangoes.	50	10
Cherry. Small, smooth and round; a great bearer.	40	10
Squash, or Flat. A great favorite; large and thick fleshed—the best for pickling.	40	10
PUMPKIN.		
Cultivate as squash, which see for general directions.		
Large Field. Good for stock. per quart 40 cts.	6	
Sugar Pumpkin. Smaller than Large Field, but fine grained and sweeter; first rate either for the table or stock.	15	6
Cheese. A small rather early sort.	10	6
Michigan Mammoth. Grows very large. (See page 6.) package only.		15
RADISH.		
For early use sow in spring, as soon as the ground can be worked, in drills six to ten inches apart, covering seed half inch deep. Thin plants an inch apart in the row. As the roots are more succulent and tender when grown quickly, a rich, moist soil should be preferred and frequent watering in dry weather will be found beneficial. For a succession sow every two weeks until midsummer.		
Wood's Fine Frame. Excellent for cultivation under glass; very early. A favorite with English market gardeners.	20	6
Covent Garden. Early Long Scarlet. This new sort is considered the best of all the Long Scarlet varieties.	15	6
London Particular Long Scarlet. Held in high esteem in London market—fine, long scarlet.	20	6
Early Scarlet Olive Shaped. Very early and handsome; quick growth, tender, excellent.	15	6
Scarlet Olive White-tipped. (French breakfast.) New; very early; very elegant.	20	6
Yellow Turnip Rooted. An early and excellent summer variety.	15	6
Early Rose Olive. An excellent early kind.	15	6
Red Turnip Rooted. Excellent and early.	15	6
White Turnip Rooted. For summer and winter use.	15	6
Black Spanish. Fine late variety; stored for winter use.	15	6
Chinese Rose Winter. By far the best for winter use. Grows large and tender.	30	10
Raphanus Caudatus, or Rat-tailed Radish. New. Pods edible. (See page 8.) package only.		25
RHUBARB.		
Sow the seed in drills eighteen inches apart and cover one inch deep. Thin the plants to six inches apart. When the plants are one year old prepare the ground for the final bed by trenching two feet deep, mixing a liberal quantity of manure with the soil. Set the plants four feet apart each way. Do not cut until the third year, and give a dressing of manure every fall. If it is desired at any time to increase the bed the roots may be taken up in the spring and divided.		
Linnaeus. A standard, large, early sort.	25	6
Mammoth. The largest of all. package only.		15
SALSIFY, or VEGETABLE OYSTER.		
Sow in early spring on light, rich soil, in drills fourteen inches apart and thin the plants to four inches in the row. The roots will be ready for use in October and will sustain no injury by being left in the ground during the winter. When cooked the flavor somewhat resembles the oyster and is a good substitute for it.		
	25	6
SORGHUM. Liberian. One of the best varieties for Sugar or Syrup.		
Cultivate as Corn, with six stalks to each hill.		
	20	10
SORREL. Large Leaved French.		
Sow in hot-bed early in the spring and transplant to the open ground, on warm, mellow soil, when the soil has become warm, setting the plants in rows two feet apart and about sixteen inches apart in the row. As the seed is rather slow to germinate it should be watered liberally in the hot-bed.		
	15	6
SPINACH.		
For summer use sow early in spring, in drills one foot apart, covering the seed one inch deep. Select deep, rich soil and manure liberally. A succession may be obtained by sowing at intervals of two weeks through the season. For very early spring use sow in August and protect the plants through the winter by a thick covering of clean straw or some similar, light covering. Spinach is used principally as greens for boiling, and is very highly esteemed for this purpose.		
New Zealand. Makes a very large plant and will endure drought; best quality.	25	10
Prickly Seeded. The hardiest variety; thick leaved—for fall sowing.	12	6
Round Leaved. The popular summer variety.	10	6
SQUASH.		
All vines delight in warm and rich soil. Prepare the ground by thoroughly pulverizing. Manure at rate of six or eight cords to the acre, working it just under the surface with the cultivator or gang plow. Plant in hills nine to ten feet apart for running varieties, and five or six feet apart for bush sorts, work some rich, fine manure into each hill. Plant seed and leave two plants to the hill. Keep well covered with plaster or air-slaked lime in early stages of growth. Cultivate frequently until runners are well started. For full particulars in every department see my work "Squashes and How to Grow Them."		
Yokohama. A new, peculiar, prolific variety, from Japan.		10
Vegetable Marrow. The standard English Squash; a good summer variety with us.	25	10
American Turban. Decidedly the best of all fall squashes. (See page 4.)	25	10
Boston Marrow. A standard fall squash; of a rich orange color, and very productive.	20	10
Summer Crookneck. Early; fine for summer use.	12	6
White Early Bush. The earliest sort.	12	6
Hubbard. Best of all winter squashes. (See page 4.)	25	10
Canada Crookneck. The small, well known, excellent kind.	25	6
Large Winter Crookneck. The old standard sort; the best of keepers.	15	6
Mammoth Yellow. Weighing from 100 to 300 pounds. (See page 8.) package only.		25
Cocoanut. A half-bush variety of small size—very prolific—fine grained, of a chestnut flavor. package only.		15

	Price per ounce	Price per p'kge.
SWISS CHARD	25	10
Plant and cultivate as Beets. The tops while young are boiled as greens, and the centre leaf cooked and served like asparagus.		
TOMATO.		
Sow the seeds in March or April in the hot-bed or in pots in a sunny exposure in the house. If it is desired to make very healthy, stocky plants, they may be transplanted or repotted when about two or three inches high, to dwarf and give them more room. When five or six inches high, if the ground has become warm, transplant them to the open ground, on a rainy or cloudy day, if possible, if not, the young plants should be liberally watered and shaded from the hot sun. The richer the soil the more handsome and plentiful the fruit will be, but if it is desirable to have the fruit ripen as early as possible select rather light, poor soil and a sunny location. Trimming off the laterals, training to a stake and propagating by slips, are believed by many to promote earliness. Set the plants, four feet apart each way, upon mounds of earth, to allow the foliage to open and let the sun in amongst the fruit. A cheap trellis made by driving three stakes around the plants and encircling them with three or four barrel hoops makes a very nice support for training them on in the garden. Checking the growth of the vines by pinching off the ends will be found beneficial, after the fruit has begun to set.		
Trophy. A magnificent new variety. (See page 6.).....	package only	25
Alger. Mr. F. R. Elliot claims this to be the best among twenty varieties; very early. (See page 8).....	40	10
Gen. Grant. Now; remarkably smooth, symmetrical and solid. (See page 8).....	50	10
Mammoth Cluster. This is a remarkably large, round tomato growing in clusters; closely resembles the Mexican. Is apt to be a little hollow if not very fully ripe. (See page 8).....	package only	10
Crimson Cluster. Grows in large clusters, yielding handsome fruit oftentimes flecked with gold-like spots. (See page 8.).....	40	10
Orangefield. A new English variety. (See page 8).....	10	10
Early York. Very early, dwarf, and productive. (See page 8).....	40	10
Dwarf Scotch. Early; the most dwarf of all excepting De Laye.....	40	10
Keyes' Early Prolific. Introduced by Messrs. Hovey & Co. as the earliest of all. (See page 8).....	40	10
Yellow Fig. Pear shaped and used to preserve as figs.....	10	10
Maupay's Superior. Large, smooth, and very symmetrical. (See page 8).....	50	10
Cherry. Quite small; flavor unsurpassed. More ornamental than useful.....	10	10
Boston Market. Unsurpassed as a large, smooth variety for market purposes. (See page 8).....	40	10
New-White Apple. Sweet, with a rich, fruit-like flavor. (See page 8).....	package only	10
Large Yellow. Large and fine flavored.....	package only	10
Fejee. Resembles Lester's Perfected.....	35	10
Cook's Favorite. One of the largest and most prolific of the round varieties.....	40	10
Lester's Perfected. Large, and has few seed; a great favorite.....	40	10
Large Smooth Red. The standard kind; good for market purposes.....	35	10
Tomato de Laye. The new French upright variety; large and excellent.....	10	10
Mammoth Chihuahua. Tomatoes of this kind have been raised to weigh from two to three pounds. (See page 8).....	package only }	15
Tilden. First class on low, rich soil; of large size, thick meated, smooth, and of high flavor.....	40	10
New Mexican. New, large, round. (See page 8).....	package only	10
Strawberry, or Ground Cherry. (Alkekengi.) Grows enclosed in a husk; excellent for preserves; will keep with husks all winter.....	package only	10
Yellow Plum. Small, elegant. Nice for preserves.....	35	10

TURNIP.

For early use sow as soon as the ground can be worked in the spring, in drills fourteen inches apart. As the seed is very fine it should be covered but slightly, excepting in very dry weather. Select light, and, if possible, new soil and manure with plaster and ashes, or phosphates. Should the young plants be troubled with insects, a sprinkling of the same will be found beneficial. Of the early varieties thin the plants to six inches apart and the Rutabagas to one foot. For fall and winter use the early kinds should be sown from the middle of July to the middle of August, and the Rutabagas from the middle of June to the first of July, using from one to one and a half pounds of seed to the acre. Turnips are very extensively used as winter feed for cattle and sheep. "Swede" and "Rutabaga" being synonymous terms, the names below, given as they are generally used, will be readily understood.

Early Red Top. Fine, sweet, mild, rapid grower; very early and popular.....	10	6
Early White Top. White, sweet and tender; very early.....	10	6
Yellow Finland. Very elegant; less worm eaten than most sorts.....	20	6
Orange Jelly. A round, yellow English turnip of finer quality than Golden Ball.....	10	6
Robertson's Golden Ball. Yellow; fine for winter—very attractive.....	10	6
Improved Yellow Globe. Fine for family use or for field culture. An excellent American variety.....	10	6
Jersey Navet. A new English variety—an underground turnip; early, very sweet. (See page 8).....	30	10
Carter's Imperial Swede. Messrs. Carter & Co. rank this as the best of their Swede Turnips.....	10	6
Long White Cowhorn. Matures quickly, carrot shaped, fine grained and sweet.....	10	6
Green Top Aberdeen. Round, yellow-fleshed and firm; a good keeper.....	10	6
Sweet German. Large, white, sweet, excellent—a first rate keeper.....	10	6
Skirving's Purple Top Rutabaga. A standard field variety for stock and fine for family use.....	10	6
London Purple Top Swede. Short neck and round in shape; grows to a larger size than Skirving's.....	10	6
Shamrock Swede. A popular English sort. Short neck and oblong in shape.....	10	6
Laing's Improved Swede. One of the earliest Swedes; a handsome variety of excellent quality.....	10	6
Large White French. The standard white market Rutabaga.....	10	6

SWEET OR POT, AND MEDICINAL HERBS.

	per oz	p'kge.		per oz	p'kge.		per oz	p'kge.
Sage—American Seed.....	35	10	Caraway.....	10	6	Rue.....	30	10
Thyme, broad leaved English.....	40	10	Coriander.....	10	6	Rosemary.....	50	10
Summer Savory.....	25	6	Dill.....	10	6	Sweet Fennel.....	10	6
Sweet Basil.....	15	6	Hoarhound.....	40	10	Saffron.....	10	6
Sweet Marjoram.....	30	10	Hyssop.....	15	6			

GRASS AND CLOVER SEEDS.

English Lawn Grass.....	per quart	50 cts.
Alsike Clover.....	per pound	75 cts.
Red Clover.....	“ “	35 cts.
White Clover.....	“ “	75 cts.

SEED BY THE POUND OR BY THE BUSHEL.

ASPARAGUS.		¼ lb.	lb.
Giant.....		30	1 00
BEANS.		Peck.	Bushel.
Bush or Dwarf.			
Early Long Yellow Six Weeks.....		\$2 00	\$7 60
Early White Marrow.....		1 25	4 50
Early White Pea.....		1 25	4 50
Early White Navy or Medium.....		1 25	4 50
Early Mohawk.....		2 00	7 00
Early Valentine.....		2 00	7 00
BEANS. Pole or Running.			
Horticultural.....		3 00	10 00
Concord.....		3 00	10 00
BROOM CORN.			
Evergreen.....		1 50	5 00
BEET.		¼ lb.	lb.
Table varieties.			
Early Bassano.....		50	1 50
Early Blood Turnip.....		30	1 00
Dewing's Early Blood Turnip.....		50	1 50
Simon's Early Blood Turnip.....		50	1 50
Long Smooth Dark Blood.....		30	1 00
BEET. Mangold Wurtzels (for stock.)			
Norbiton Giant Long Red.....		25	80
White Sugar.....		20	75
Yellow Globe.....		20	75
Red Globe.....		20	75
Red Ovoid.....		25	80
CABBAGE.			
Little Pixie.....		1 25	4 00
Early York.....		75	2 50
Early Jersey Wakefield (true).....		2 50	7 50
Early Winnigstadt.....		1 25	3 50
Fottler's Early Drumhead.....		1 75	5 00
Bergen Drumhead.....		1 25	3 50
Stone Mason Drumhead (fine).....		1 50	4 00
Marblehead Mammoth Drumhead.....		3 50	12 00
Premium Flat Dutch.....		1 25	3 50
Improved American Savoy.....		1 25	3 50
CARROT.			
Early Horn.....		40	1 25
Long Orange.....		40	1 25
Intermediate Orange.....		50	1 50
Large White Belgian.....		30	1 00
Red Altringham.....		30	1 00
CAULIFLOWER.			
Lenormand's Mammoth.....		4 00	12 00
CELERY.			
Boston Market.....		1 25	4 00
White Solid.....		75	2 00
CORN.		Peck.	Bushel.
Crosby's Early Sweet.....		1 75	6 00
Stowell's Evergreen Sweet.....		1 50	5 00
Early Yellow Field.....		1 00	3 00
Improved King Philip (true).....		1 25	4 00
Sandford Field.....		1 25	4 00
Hundred Days Dent.....		1 75	6 00
Improved White Flint.....		1 00	3 00
CRESS.		¼ lb.	lb.
Curled.....		25	75
CUCUMBER.			
Extra Early Russian.....		50	1 50
Early Cluster.....		40	1 25
Early Frame.....		40	1 25
Early White Spine.....		50	1 50
Long Green.....		50	1 50
Boston Pickling.....		60	2 00

LETTUCE.			
Early Curled Silesia.....		1 00	3 00
Boston Curled (true).....		1 00	3 00
Neapolitan Cabbage.....		1 00	3 00
Drumhead.....		1 00	3 00
MELON.			
Muskmelon.			
Nutmeg.....		50	1 50
Green Citron.....		40	1 25
Long Yellow.....		40	1 25
Watermelon.			
Mountain Sweet.....		30	1 00
Mountain Sprout.....		50	1 50
Phinney's.....		60	2 00
MUSTARD.			
White.....		20	50
OKRA.....			30 1 00
ONION.			
White Portugal.....		1 50	5 00
Large Red Wethersfield (own growing).....		1 50	5 00
Large Red Wethersfield, Eastern grown, warranted to be growth of 1870, but not of my growing.....		1 25	4 00
Early Round Yellow Danvers, my own growing, from hand picked onions.....		1 50	5 00
Extra Early Yellow Flat, or Cracker, (own growing).....		1 50	5 00
Extra Early Red Flat.....		1 50	5 00
Early Round Red, or Danvers Red, (own growing).....		1 50	5 00
		Peck.	Bushel.
Potato Onions.....		1 75	6 00
Onion Sets.....		Market price.	
Top Onions.....		2 00	7 00
PARSLEY.		¼ lb.	lb.
Double Curled.....		35	1 00
PARSNIP.			
Large Dutch.....		30	1 00
Abbott's Improved Hollow Crowned.....		40	1 50
Large Hollow Crowned, or Gurnsey.....		30	1 00
PEAS.			
		Peck.	Bushel.
Brown's Early Dwarf Marrowfat (earliest of all the Marrowfats).....		2 75	9 00
Early Kent.....		2 50	8 00
Carter's First Crop.....		3 50	13 00
Early Caractacus.....		2 75	10 00
McLean's Little Gem (Imported).....		4 00	14 00
Early Tom Thumb (Dwarf).....		2 75	10 00
Extra Early Dan O'Rourke.....		2 25	7 00
McLean's Advancer.....		3 50	12 00
McLean's Premier.....		4 00	14 00
Champion of England.....		2 50	8 00
Black Eyed Marrowfat.....		1 50	4 50
Large White ".....		1 25	4 00
PUMPKIN.			
		¼ lb.	lb.
Large Field.....		15	40
Cheese.....		20	75
Sugar.....		30	1 00
RADISH.			
Early Scarlet Olive.....		30	1 00
Early Scarlet Olive White Tipped.....		50	1 50
Early Rose Olive.....		30	1 00
Covent Garden (Early Long Scarlet).....		30	1 00
Red Turnip.....		30	1 00
Wood's Fine Frame.....		30	1 00
China Rose (Winter).....		60	2 00
SAGE. American.....		1 00	3 50
SALSIFY, or Vegetable Oyster.		75	2 50

SORGHUM.	¼ lb.	lb.
Liberian.....	50	1 50
SPINACH.		
Round Leaved.....	20	75
SQUASH.		
Hubbard.....	75	2 50
American Turban.....	75	2 50
Boston Marrow.....	50	1 75
Summer Crookneck.....	40	1 25
Large Winter Crookneck.....	40	1 25
Canada Crookneck.....	75	2 50
Early Bush, or Scallop.....	40	1 25
TOMATO.		
Gen. Grant.....	1 50	5 00
Keyes' Early Prolific.....	1 25	4 00
Boston Market.....	1 25	4 00
Large Red.....	1 25	4 00

TOMATO.	¼ lb.	lb.
Alger.....	1 25	4 00
Tilden.....	1 25	4 00
Yellow Plum.....	1 25	4 60
TURNIP.		
Early Red Top.....	30	1 00
Early White Top, or Early White Dutch.....	30	1 00
Golden Ball.....	30	1 00
Improved Yellow Globe.....	40	1 25
Green Top Aberdeen.....	30	1 00
Long White Cowhorn.....	30	1 00
Skirving's Swede, or Rutabaga.....	20	75
Carter's Imperial Swede.....	20	75
Orange Jelly.....	30	1 00
Large White French.....	30	1 00
Sweet German.....	40	1 25
London Purple-Top Swede.....	20	75
Shamrock Swede (fine).....	30	1 00
Laing's Swede.....	30	1 00

BLACK NEW BRUNSWICK OATS. There is considerable interest in the public mind on the oat question. The New Brunswick, Surprise, Excelsior and Norway Oats each being highly recommended by many as of greater yield of bushels per acre, and greater weight per bushel, than the standard sorts. The general truth in the premises appears to be that oats grown in a more Northern latitude though they grow heavier and yield more abundantly than any other sorts for a few years, gradually deteriorate under the influence of the climate until in weight and yield they do but little, if any, better than the old standard sorts. To have, therefore, the full advantage, it is necessary that the seed should be freshly imported. I will give an extract from a letter recently received:

"Last spring I purchased of you seven lbs. of your 'Black New Brunswick Oats,' and sowed them about the last of April. They grew rapidly and to the height of 4½ feet. I sowed them very thin, but they stood out to such a great extent, that when harvest came they stood quite thick on the ground. The yield was enormous; 21½ bushels they measured from the threshing machine." D. S. COFFMAN.

Burlington, Colorado, Nov. 7, 1870.

I offer some of the Black New Brunswick Oats, imported directly from Prince Edwards Island, a heavy article, at

Per bushel (of 32 lbs.)	\$2.00	Per lb. sent post paid
Per half bushel . . .	1.25	by mail, 25 cts.
Per peck75	Per 4 lbs., do. . 70 cts.

RAMSDALL'S NORWAY OATS. These are a gray-black oat very heavy and very productive. They are usually no heavier than Black New Brunswick. They have yielded one hundred bushels and upwards to the acre. The stalks grow very tall and stout while the heads are very long and well set.

Per bushel (of 32 lbs.)	\$2.00	Per lb. sent post paid
Per half bushel . . .	\$1.25	by mail do. 25 cts.
Per peck75	Per 4 lbs., do. 70 cts.

WHITE NOVA SCOTIA OATS. This is another heavy white oat, closely resembling the Surprise, the grain being remarkably plump and very heavy.

Per bushel (of 32 lbs.)	\$2.50	Per lb. sent post paid
Per half bushel . . .	1.50	by mail . . 30 cts.
Per peck	1.00	Per 4 lbs., do. 1.00 cts.

SURPRISE, OR POLAND OATS. These are a large, white oat, remarkably plump, nearly as much so as well grown barley. As will be inferred this is a very heavy oat weighing when well grown forty lbs. and upwards to the bushel.

Per bushel (of 32 lbs.)	\$3.00	Per lb. sent post paid
Per half bushel . . .	1.75	by mail . . 37 cts.
Per peck	1.00	Per 4 lbs., do. 1.00 cts.

EXCELSIOR OATS. This new white oat is warmly endorsed by Hon. Levi Bartlett, the distinguished agricultural writer, and highly recommended for the size of the grains, the weight per bushel, and for its great productiveness.

Per bushel of 32 lbs.	\$4.00	Per peck . . . \$1.25
Per half bushel . . .	2.25	Per 4 lbs. by mail 1.25

JUDSON'S NEW BRANCHING CORN.

Per package 50 cents. For description see page 6.



CHOICE VARIETIES OF FLOWER SEEDS.

I have aimed to include in my collection of Flower Seed standard varieties with the addition of such kinds as have proved a real acquisition in floriculture. Many varieties that are usually advertised separately, I have thought best to include in a single package under the name of "mixed varieties." My three warrants I also throw around my flower seed, for it is my design that they shall be equally reliable with my vegetable seed. Let me remind my friends that flower seed, being for the most part very small in size require extra precaution in the preparation of the soil, depth of planting, and protection from extremes of cold and wet. Do not, as a rule, plant in the open ground before the weather has become settled; better wait until the middle of May. Before planting, the soil should be made very fine and be well enriched. Then seed the size of sweet peas may be planted three quarters of an inch to an inch deep, and the very smallest seed should be planted barely under the surface, having fine earth sifted over them and slightly packed with the hand or a strip of board pressed upon it. It will keep the moisture in and facilitate vegetation if a newspaper is spread over the surface after planting and kept down with stones for two or three days. Thin out the plants when very small with a bold hand, and after they have attained to the height of a couple of inches, thin again boldly. Give each plant plenty of room, according to its habit of growth; a very common mistake is to crowd too much.

In August I expect to send out a special Catalogue of Hyacinths, Tulips, Crocuses, and other Bulbs.

	Price per package		Price per package
Abronia Umbellata	10	Asters, Peony-flowered (<i>finest mixed</i>)...	15
Handsome, trailing annuals, with clusters of sweet-scented flowers resembling the Verbena. Fine for baskets or for the garden. Sow seed under glass and set the plants eighteen inches apart. Bloom from August until October.		“ Dwarf Double “ “ ...	10
Acroclinium Roseum	10	“ Pyramidal Double “ “ ...	10
An elegant half hardy annual, producing beautiful everlasting flowers. Grows about one foot high.		“ Chrysanthemum-flowered “ “ ...	15
Adonis Flower	5	“ Dwarf Pompon Boquet “ “ ...	25
A hardy annual with very pretty foliage, producing bright red flowers. Set plants one foot apart. Grows about one foot high and blooms for a long time.		“ Giant Emperor “ “ ...	25
Agrostemma, Mixed	5	“ Above varieties, mixed	10
Very pretty, free-blooming, hardy annuals, growing about one foot high, making a showy bed and fine for cutting. Can be easily transplanted, and should be set five or six inches apart.		Anagallis, Mixed	10
Ageratum, Mixed	5	Beautiful trailing hardy annuals about six inches high, and very desirable for small beds, edging, baskets, &c.	
Hardy annuals for beds or borders and nice for cutting. Grow about one foot high, and continue in bloom all summer. Set six inches apart.		Bachelor's Button. (Centaurea)	5
Alyssum, Sweet	5	A showy hardy annual, about two feet high—succeeding well in any soil. Set six inches apart.	
A hardy annual about eight inches high, with clusters of small, fragrant white flowers. Fine for bedding and boquets. Set plants five inches apart.		Baptisia Australis	5
Anterrhinum. (Snap-Dragon)	5	A handsome, hardy perennial, about two feet high. The flowers are blue, and it is of the easiest culture.	
A very showy and hardy perennial, about two feet high, and flowering well the first season. Sow the seeds early, in pots or under glass, and transplant six inches apart.		Bartonia Aurea	5
Amaranthus, Tricolor	5	A showy, half-hardy annual growing about two feet high, bearing very brilliant yellow flowers. Thin plants to six inches apart.	
Half hardy annuals about two feet high—with finely variegated foliage. They are most brilliant on poor soil and in dry seasons.		Balsams, Double Mixed Camelia Flowered	10
Amethyst, Mixed. (Browallia)	10	Most magnificent, and popular half-hardy annuals, from one and one-half to two feet in height. Sow the seed early in frames, and transplant to a well enriched border, one foot apart.	
Very beautiful, half-hardy annuals eighteen inches high. Set one foot apart.		Balsams, Extra Choice Mixed Camelia Flowered.	25
Asters, German Quilled (finest mixed)	10	“ Fine Double Mixed	10
Very beautiful and popular half-hardy annuals growing from ten to eighteen inches high. For profusion of flowers and richness of display, the Asters are unrivalled. Sow the seed early in the spring under glass or in pots in the house, and transplant into rich soil, about one foot apart.		“ Extra Fine Double Mixed	25
		Bellis Perennis. (Double Daisy)	10
		A favorite perennial for the border or for pot culture. Set plants six inches apart.	
		Canterbury Bells, Single Mixed. (Campanula)	5
		A well known biennial, growing about one foot high, producing beautiful bell-shaped flowers. Set six inches apart.	
		Canterbury Bells, Double Mixed	10
		Candytuft, White	5
		A well known hardy annual, very useful for bedding and boquets, and also for pot culture.	

	Price per package		Price per package
Candytuft, Purple	5	Cosmidium, Burridge's	5
“ Crimson	5	An elegant annual, growing about two feet high, with rich, brilliantly colored flowers.	
“ Fragrant	5		
Catch-fly. (Silene)	5	Cyprus Vine, Scarlet. (Ipomea quamoclit)	5
A hardy annual about one foot high :—produces brilliant flowers in great profusion in early summer.		A tender, climbing annual with graceful foliage and scarlet flowers. Before planting pour boiling water on the seeds for a few minutes. Sow in pots in the hot-house in March and remove the plants without disturbing the roots, to the open ground when the weather becomes warm.	
Centranthus, Mixed	5	Cyprus Vine, White	5
Very pretty, free flowering, hardy annuals, from six inches to one foot high, and very effective in beds or borders.			
Chelone Barbata	10	Datura, Wright's	10
A half hardy perennial, about three feet high, flowering from July to September. A handsome border plant of easy culture.		A beautiful, half-hardy perennial growing from two to three feet in height, and producing very large flowers. The roots should be removed to the cellar in autumn.	
Chrysanthemums, Double White	5	Datura, Mixed	5
Handsome, hardy annuals about two feet high, blooming from July to October.			
Chrysanthemums, Double White Quilled	10	Delphinium Formosa	5
“ Mixed	5	A hardy perennial about two feet high, producing an abundance of exquisite blue and white flowers. Blooms the first season.	
Cinera Maritima	10	Erysimum Peroffskianum	5
A half-hardy perennial with beautiful silvery foliage, much admired as a bedding plant.		A very showy, hardy annual about eighteen inches high—bearing spikes of deep orange-colored blossoms. Blooms from June to September.	
Clarkia, Elegans	5	Eschscholtzia, Yellow	5
A very beautiful hardy annual about eighteen inches high—blooming from June to September. Set six inches apart.		A very showy, hardy annual about one foot high, blooming from June until September. Produces a brilliant effect at a distance when grown in a mass.	
Clarkia, Rosea	5	Eschscholtzia, White	5
“ White	5	“ Tenuifolia	5
“ Marginata	5	“ Mixed	5
“ Mixed	5	Eternal Flower, Yellow. (Helechrysum)	5
Cockscomb, Mixed. (Celosia)	5	A hardy annual, very ornamental in the garden and very desirable for winter bouquets as they will retain their form and color for years if gathered and dried when first open.	
Very singular, and attractive half-hardy annuals, about two feet high. To perfect the flowers they should be sown in the hot bed and transplanted into rich soil, one foot apart.		Eternal Flower, Mixed	5
Collinsia, Mixed	5	Evening Primrose	5
Beautiful hardy annuals, very pretty when grown in a mass. Thin plants to three inches apart.		A well-known, showy perennial, one and a half feet high, blooming the first year from the seed.	
Collomia, Scarlet	5	Flax, Crimson. (Linum grandiflorum)	5
A very pretty annual, producing heads of bright red flowers.		A beautiful, half-hardy annual, one foot high and very effective and showy for bedding purposes. Set plants one foot apart.	
Columbine, Mixed. (Aquilegia)	5	Forget-me-not. (Mysotis)	5
A well known, showy, hardy perennial, about two feet high, blooming in May and June.		A very pretty little hardy perennial, about six inches high. Will thrive best in a cool, moist situation, and is well adapted for bedding or rockwork.	
Convolvulus Minor, Dwarf Mixed	5	Foxglove, Mixed. (Digitalis)	5
Beautiful and showy half hardy annuals, producing an abundance of rich colored flowers. Set plants one foot apart. Blooms from July until autumn.		A hardy biennial growing three to four feet high and very ornamental in the garden or amongst shrubbery, as it produces tall spikes of blue, bell-shaped flowers.	
Convolvulus Minor Unicaulis	25	Gaillardia, Mixed	10
A new variety, the result of ten years careful culture. It is upright in growth with compact heads, producing a great abundance of large and beautiful blossoms.		Hardy annuals, universally admired for their fine display. Grow about eighteen inches high, and bloom all summer.	
Convolvulus Major. (Morning Glory)	5	Gilia, Mixed	5
A well-known, beautiful, climbing annual suitable for covering arbors, trellises, &c. Blooms from July until autumn.		Early and free-flowering, hardy annuals growing from six inches to one foot high and very desirable for planting in masses or detached patches.	
Coreopsis, Mixed. (Calliopsis)	5	Globe Amaranth, White. (Gomphrena)	5
A beautiful, showy, hardy annual, about two feet high, succeeding well in any soil. Produces a fine effect when grown in a mass. Blooms from June until September.		A tender annual about two feet high, very ornamental in the garden. The flowers will retain their beauty for a long time if gathered and dried as soon as they are open. Start early in hot bed and transplant one foot apart in the border when the weather becomes warm.	
Coreopsis, Drummond's	5		
A very showy, hardy annual with large yellow flowers ; suitable for growing in masses as it continues in bloom all the season. Grows about eighteen inches high.			

	Price per package		Price per package
Globe Amaranth, Purple	5	Love-lies-bleeding. (<i>Amaranthus candatus</i>).....	5
“ “ Variegated	5	A hardy annual, three to four feet high, with pendant spikes of blood-red flowers, which at a little distance look like streams of blood.	
“ “ Mixed	5	Love-in-a-Mist. (<i>Nigella</i>).....	5
Godetia Mixed	5	A curious, hardy annual about one foot high, with finely cut leaves and singular flowers.	
Very attractive, hardy annuals of easy culture, about one foot high, flowering in July and August.		Lupins, Mixed	5
Gypsophila, Mixed	5	Showy, hardy perennials, two to three feet high, producing tall spikes of attractive flowers.	
Pretty, little, elegant, hardy annuals, succeeding in any soil. Well adapted to rockwork and edging.		Malope Grandiflora	5
Hawkweed, Mixed. (<i>Crepis</i>).....	5	Handsome, half-hardy annuals, about two feet high. Set eighteen inches apart. Well adapted to mixed borders.	
A class of attractive, hardy annuals, one foot high, of easy culture. Sow in early spring and thin plants eight inches apart.		Malope, Mixed	5
Heliotrope, Mixed	10	Marvel of Peru, Mixed. (<i>Mirabilis</i>).....	5
A well-known, half-hardy perennial, particularly prized on account of its delightful fragrance. It is well adapted for bedding or pot culture. Sow the seeds early in spring in pots or in the hot-house and transplant into the garden when the weather becomes warm.		The old and well-known Four o'clock. A beautiful plant with flowers of various colors, making a fine summer hedge when set one foot apart. Grows two feet high. The roots may be preserved like Dahlias during the winter.	
Hibiscus Africanus	5	Matricaria, Mixed	10
A showy and beautiful, hardy annual, eighteen inches high, blooming from June to September. Set eighteen inches apart.		A beautiful, half-hardy perennial, one foot high, well adapted for beds or edging.	
Hollyhocks, Double Mixed	5	Marigold, French. (<i>Tagetes</i>).....	5
A great improvement on the old variety. Showy perennials four to six feet high, very effective amongst shrubbery.		Extremely showy, half-hardy annuals, one to two feet high, well adapted to garden culture, blooming profusely through the season. Set one foot apart.	
Hollyhocks, Chinese	5	Marigold, African	5
Showy, hardy annuals, two and a half feet high. Start early in hot bed and transplant one foot apart.		Marigold, Cape or Pot	10
Honesty. (<i>Lunaria</i>).....	5	A showy, hardy annual, one to two feet high—producing an abundance of bright yellow flowers, from June until October. Set one foot apart.	
A hardy biennial, two feet high, flowering the second year in May and June. The flowers are succeeded by singular, semi-transparent seed-vessels that are quite ornamental and may be kept for a long time.		Maurandia Barclayana	5
Hyacinth Bean. (<i>Dolichos</i>).....	5	An elegant, half-hardy, climbing perennial, well adapted to the conservatory or trellis work in the garden. Start early in pots, transplant when the weather becomes warm. Flowers the first year from the seed and continues in bloom through the season.	
Tender, climbing annual from the East Indies, producing clusters of brilliant flowers.		Maurandia, Mixed	10
Humea Elegans	25	Mourning Bride, Mixed (<i>Scabosia</i>).....	5
A magnificent, showy, half-hardy biennial, four to eight feet high, blooming the second year through the summer and autumn. Very ornamental in the garden and pleasure ground.		A class of very pretty, hardy annuals, from one to two feet high—suitable for bedding or bouquets.	
Heartsease, or Pansy. (<i>Fine mixed</i>).....	5	Morning Glory. (See <i>Convolvulus Major</i>).....	5
A well-known and universal favorite; properly a biennial but may be perpetuated by cuttings or by dividing the roots. It blooms early the first season and produces a profusion of brilliant flowers from early spring until winter. It will thrive well anywhere but prefers a moist, shady situation.		Mignonette, Sweetper ounce 25 cts...	5
Heartsease, or Pansy. (<i>Extra choice mixed</i>).....	15	A hardy annual, eight inches high. A general favorite on account of its delightful fragrance. Blooms throughout the season. Sow from middle of April to middle of June. Thin to six inches apart.	
“ “ (<i>Finest very large stained</i>)....	25	Mimulus Cardinalis. (<i>Monkey Flower</i>).....	5
Ice Plant	5	A hardy annual of the easiest culture, about nine inches high, producing a profusion of very pretty flowers. It is a perennial in the greenhouse and may be easily propagated by cuttings. Select a moist rather shaded location.	
A singular-looking, tender annual with thick, fleshy leaves that have the appearance of being covered with crystals of ice. Start early in pots and transplant into light, sandy soil, in a warm situation.		Nemophila Insignis	5
Ipomea Coccinea. (<i>Star Ipomea</i>).....	5	Charming, hardy low annuals, producing an abundance of extremely delicate and beautiful flowers. Very useful for bedding or for pot culture. Sow early in pots and transplant into a cool, rather moist situation.	
A beautiful, climbing tender annual closely allied to the Morning Glory, producing a profusion of bright scarlet flowers.		Nemophila Maculata	5
Jacoba, Double Mixed. (<i>Senecio</i>).....	10	Nemophila Mixed	5
A very gay-colored, showy class of hardy annuals, very effective for bedding. Grow about one foot high.		Nolana, Mixed	5
Larkspur, Dwarf Double Rocket	5	Very pretty, trailing hardy annuals, fine for rock work, hanging baskets, or for bedding. Select light, rich soil.	
Very beautiful, showy annuals, producing dense spikes of flowers, which are very decorative either in the garden or when cut for vases. Set ten inches apart.			

	Price per package		Price per package
Sweet Peas, Mixed. (<i>Lathyrus odoratus</i>).....	5	Rudbeckia, Mixed	5
Very ornamental, hardy annuals, desirable for their delightful fragrance and beauty. Fine for covering fences or walls, or for growing in little clumps supported by sticks. By picking off the pods as soon as they appear, the blossoms may be continued the whole season. Per ounce 25 cents.		A hardy annual, with remarkably brilliant, large flowers. Grows two to three feet high, and blooms from June until September.	
Pansy. (See <i>Heartsease</i>).....	5	Salpiglossis, Mixed	10
Perilla Nankanensis	5	Very beautiful, rich, half-hardy annuals, one to two feet high. Start early in the hot bed and transplant to light, warm, rich soil. Blooms from July to September.	
A half-hardy annual, with beautiful dark purple foliage forming a delightful contrast with the lively green of the other plants in the garden or conservatory.		Schizanthus, Mixed	5
Petunia, Fine Mixed	5	Elegant tender annuals, one to one and one half feet high, blooming from August to October. Very pretty for pot culture.	
Favorite, hardy annuals, succeeding well in any rich soil. For the brilliancy and variety of their colors, their abundance of flowers, and the long duration of their blooming period, they are indispensable in any garden, and are also, highly prized for growing in pots for the green house or sitting room.		Sensitive Plant. (<i>Mimosa sensitiva</i>).....	5
Petunia, Extra Choice Mixed	15	A pretty, curious annual, being so sensitive that the leaves close together by the slightest touch.	
Phlox, Drummond's	5	Salvia, Mixed	10
A most brilliant and beautiful hardy annual, about one foot high, well adapted for bedding, making a dazzling show through the whole season. It succeeds well on almost any soil.		Very ornamental, half-hardy annuals two feet high, producing tall spikes of gay flowers. Sow early in hot bed and transplant two feet apart.	
Pink, Carnation. (<i>Dianthus</i>).....	10	Stocks, Dwarf German. (<i>Finest mixed</i>).....	15
Most beautiful, and highly prized half-hardy perennials, growing from one to two feet high. No garden is complete without them, as they keep up a brilliant display, almost the whole season. Start early in pots, and transplant six to ten inches apart.		Half-hardy annuals, producing splendid spikes of very rich, and beautiful flowers of delightful fragrance. For early flowering, sow early in spring in pots or in the hot bed, and transplant one foot apart. Bloom from June until November.	
Pink, Laciniatus. (<i>Large Double</i>).....	25	Stocks, Ten Weeks, Double Mixed	10
Pink, Heddewig's Chinese	15	Stocks, Royal Gem	25
One of the most desirable of the class—producing very large, beautiful, variegated flowers in great abundance.		One of the finest stocks in cultivation. Very double and of a rich dark crimson color.	
Pink, Chinese	5	Stocks, Dwarf, Large Flowering	25
Polyanthus, Mixed. (<i>Primula</i>).....	10	Sunflower, Dwarf Double. (<i>Helianthus</i>).....	5
Showy and profuse flowering hardy perennials—about one foot high, blooming in April and May.		The most beautiful, and ornamental of this well known class of plants, growing about four feet high, and producing very large double flowers.	
Poppy, Double Mixed. (<i>Papaver</i>).....	5	Swan River Daisy. (<i>Brachycome</i>).....	10
Brilliant and showy, hardy annuals, about two feet high, fine for back ground or shrubbery.		Very pretty, free flowering, dwarf growing annuals well adapted to edgings, rustic baskets, or for pot culture.	
Portulacca, Mixed	5	Sweet Sultan, Mixed. (<i>Centaurea</i>).....	5
Very popular; low growing, hardy annuals; making a most brilliant display in the garden, and very suitable for borders or edging. Sow early, in warm, light soil and thin plants to four inches.		Showy, hardy annuals, one to two feet high, succeeding well in any soil.	
Portulacca, Scarlet	5	Sweet Williams, Mixed	5
“ Crimson	5	Well known, showy and beautiful, hardy perennials, about one foot high, making a most splendid appearance in May and June.	
“ White	5	Sweet Williams, Double Mixed	15
“ Yellow	5	“ “ Auricula Eyed	10
“ Large Flowered Double	25	Sweet Clover. (<i>Trifolium</i>).....	5
Quaking Grass. (<i>Briza</i>).....	5	A half-hardy perennial much resembling the common red clover, and valuable for its fragrance.	
A very ornamental grass, very useful in boquets, and may be dried and kept a long time.		Tassel Flower, Scarlet, (<i>Cacalia</i>).....	5
Rodanthe Maculata	10	A beautiful, half-hardy annual, with small tassel-like flowers, blooming profusely from July to October.	
A most beautiful and charming half-hardy annual. The flowers, when gathered as soon as they are opened, are very desirable for winter boquets, retaining their brilliancy for months.		Thunbergia, Mixed	10
Rodanthe Manglesii	10	Very ornamental, trailing or climbing half-hardy annuals, admirably adapted for trellises or rustic work or for the conservatory. Start early under glass.	
Ricinus Major. Castor Oil Plant.....	5	Tropæolum, Mixed. (<i>Nasturtium</i>).....	15
A highly ornamental, half-hardy annual, growing from four to six feet high, presenting quite a tropical appearance. Select warm, dry soil, and plant six feet apart.		Half-hardy annuals, very ornamental, and easily cultivated as climbers, producing an abundance of richly colored flowers. These are selected from the finest English varieties.....	
		Venus Looking-Glass, Mixed	5
		A very pretty hardy annual, succeeding well in any soil. Grows about one foot high, and is well adapted to borders or edgings.	

	Price per package		Price per package
Verbena, Fine mixed	10	Viscaria, Mixed	5
Well known and universally popular bedding plants, blooming all summer. May be treated as half-hardy annuals. Sow the seed early under glass and transplant one foot apart.		Very pretty, profuse flowering, half-hardy annuals, producing a fine effect in beds or mixed borders, and growing readily in any soil.	
Verbena, Finest Mixed	15	Wallflower, Mixed	5
“ Drummond's	10	Very fragrant and ornamental, half-hardy perennials, suitable for back-ground and amongst shrubbery.	
Viola Odorata . (<i>Sweet Violet</i>).....	15	Wallflower, Double Mixed	25
A charming little perennial, highly prized on account of its delicious fragrance. They succeed best in a shady, sheltered location.		Zinnia, Finest Double Mixed	10
Violet Mixed	5	A most splendid class of hardy annuals, succeeding well in any soil and making a very brilliant show. Start early in pots or under glass and transplant one foot apart. The same flowers will retain their beauty for weeks and a profusion will be produced until frost.	

Superior Onion Seed.

My stock of Onion Seed is raised with peculiar care, none but the very best and earliest onions being selected for seed stock, and from these I select carefully, by hand, my seed onions. Exercising such care, I claim for it a quality superior to most of that in the market, which is raised either from very small, refuse onions, from large and coarse onions, or, again, from such onions as the seed grower chances to have on hand—either of which qualities tends to produce poor onions. All the onion seed of my own growing is raised in locations perfectly isolated. I add a few extracts from letters received from some of my customers:

☞ I would particularly desire to call the attention of my patrons in the South to the fact that *seed grown as far north as I am located, will produce in the more northern of the Southern States full sized onions the first season*, without resorting to the expensive and slow method of sowing seed for setts, which must be planted another season to get the fully developed onion, as is the ordinary practice at the South.

ONION SEED BY THE POUND.

To those not acquainted with the Danvers Onion I would say that it excels in earliness and yields from one-quarter to one-third more than the flat Red or Yellow sorts. Indeed, it yields enormous crops; over 900 bushels have been raised on an acre. It always commands a readier sale than the Red sorts, and brings a higher price in the market.

Early Flat Red is an excellent variety to raise in those sections where the season is short.

The Cracker is the earliest of all the Yellow onions, and the Early Round Red, the most productive of all the Red sorts. *All seed will be warranted fresh.* Those who would like a fuller description of any of the above varieties will find it in my Treatise on Onion Raising, pages 11, 12, 13, and 14.

My prices this season for onion seed are as follows:—

	per lb.
Early Flat Red.....	\$5 00
Early Round Red.....	5 00
Early Round Yellow Danvers,	5 00
when ten pounds are ordered \$4 75; when twenty-five pounds and upwards, \$4 50	
Extra Early Yellow Flat (or Cracker).....	5 00
Large Red Wethersfield. (own growing).....	5 00
Large Red Wethersfield. (Eastern grown seed).....	4 50

“Your onion seed gave good satisfaction. We had onions that went at the rate of 800 bushels to the acre.
Denver, Colorado, Jan. 18, 1869. WILLIAM LEE.

“The onion seed I got of you last year was XXX, O. K. It could not be beat. I grew 65 bushels on 11 1-2 square rods of ground, and nicer onions I never saw.”
Newark, N. Y., March 31, 1870. E. E. LORD.

“From the Yellow Danvers Onion seed I purchased of you last season, I raised the finest crop of onions I ever saw.”
Red Bank, N. J., Dec. 3, 1870. F. R. WHITE.

“The Onion seed I had of you last year was the best I ever sowed; my neighbors were astonished at the crop which it produced.”
Pulaski, N. Y., March 6, 1869. WILLIAM D. MOORE.

“The seeds I had of you last year were of the highest order, particularly your onions.”
Jefferson City, Mo., Feb. 16, 1869. JOHN CAMPBELL.

“I can get my onion seed here cheaper than your price, but it is not as reliable as yours, and I much prefer yours even at the extra price.”
Green Bay, Wis., Nov. 23, 1869. J. M. SMITH.

“Your seeds that I had last year were excellent. From two pounds of onion seed there was not a scullion.”
Buffalo, N. Y., Jan. 11, 1869. BERNARD HAMMERSMITH.

“My onions are very fine, indeed. I think every seed must have grown. It would do you good to see them; they are absolutely crowding each other out of the ground.”
Hill Spring, Kan., July 28, 1869. L. M. HILL.

“I am much pleased with the Cracker Onion. I raised some very fine ones, and they kept splendidly.”
Accokeek, Md., March 28, 1870. MARGARET JONES.

“I never had better onions than I had last year (Yellow Danvers), while my neighbors' onions all around me were failures. I told them to send to you, and there would be no more difficulty.”
Yonkers, N. Y., Jan. 14, 1870. HENRY B. ODELL.

“I have sowed both the red and yellow onion seed from you, and it gives me better satisfaction than any I can raise myself.”
Farmington, N. Y., Nov. 15, 1870. H. W. SHEFFER.

“I got one ounce of Yellow Danvers Onion Seed from you last spring, and raised ten bushels of very nice onions; they caused quite a sensation, and my neighbors did not know that such onions would grow from the seed the first year.”
Balsville, Ohio, Feb. 14, 1870. E. MOORE.

"Last year we had a small paper of onion seed of you, and our small bed produced onions which were the wonder of all who saw them. It had not been deemed possible that so large onions could be raised on land like ours."

JONATHAN W. LAWRENCE.

Still River, Mass., March 15, 1870.

"Mine is the first crop of field onions raised in this section of the country, and are an entire success, owing to the purity of your seed."

A. C. TEMPLE.

Osborn, Mo., Dec. 20, 1869.

"From 12 square rods of ground I raised 85 bushels of onions from your seed—or at the rate of over eleven hundred bushels to the acre."

W. R. WILSON.

Vermont, N. Y., Feb. 17, 1870.

"Your onion seed has given the greatest satisfaction; every seed comes up. I had a nice crop last year, and can get no seed equal to yours."

ISRAEL SMITH.

Palmyra, Maine, Feb. 17, 1870.

"The seeds I had of you this year were all genuine. From the two pounds of onion seed there was not one scullion. I raised the nicest lot of onions around here."

B. HAMMERSMITH.

Buffalo, N. Y., Dec. 23, 1869.

"I get no onion seed equal to yours."

REV. DR. WILLIAMSON.

Kingston, Ontario, Canada, Feb. 1, 1869.

Implements for Onion Culture.

I quote the prices of some of the various machines used in onion culture, mentioned in the treatise on Onion Raising as follows :


HERRICK'S SEED SOWER.....	\$8 00
HOLBROOK'S SEED SOWER.....	12 00
SEED SOWER for planting in hills two rows at a time. This is used when carrots are raised with onions. It has supplanted other machines on Long Island and in Southern New England. Enclosed in a safe box for transportation.	10 00
SCUFFLE HOE.....	1 00
DOUBLE WHEEL HOE.....	1 50
HOLBROOK'S DOUBLE WHEEL HOE, a great improvement on the common wheel hoe; by the use of it full one-third of the cost of weeding Onions, Carrots, Beets, Turnips, and all root crops where the wheel hoe is used, can be saved. It can be run as close again to the plants as the common wheel hoe with equal safety, going as near as half an inch—any experienced, market Gardener will appreciate this. It was designed by Mr. William Goodwin, one of our old farmers, whose ingenious mind has made its mark on every implement he uses.	3 50

The prices are those at which they are retailed at the seed stores in the large cities, at which rates I will superintend without charge the purchasing and forwarding of any of these machines to the address of any person ordering them.

I have in former seasons, highly recommended Harrington's Seed Sower as a superior machine for planting all small seed, using it extensively on my own farms. I find that time has developed some serious defects in its working,—in the wear on the screws that work the agitator, and on the spring that gives the return motion, which makes it unreliable when the hopper is well filled with seed. Mr. F. W. Holbrook has combined with the good points of Harrington's machine some decided improvements, among others one which makes the direct and return movement of the agitator equal, and makes the machine equally reliable with the hopper full or but partly full of seed. The seed conductor has its inner surface enamelled white, so

that a glance will show how the seed is being dropped. Holbrook's Machine has the advantage of greater simplicity of construction, and is so put together that it admits of being packed in comparatively a small compass, a great advantage as it saves expense in transportation.

I present below an engraving of *Holbrook's Seed Sower*, of which mention is made above.



Holbrook's Seed Sower. Price \$12.

This machine possesses special advantages for sowing Onions, Carrots, Beets, Turnips, Parsnips, Sage, &c. It is at once simple, light, easy to operate, sowing the most difficult seeds evenly and surely, marks its own rows, makes its own drills, drops and covers the seed.

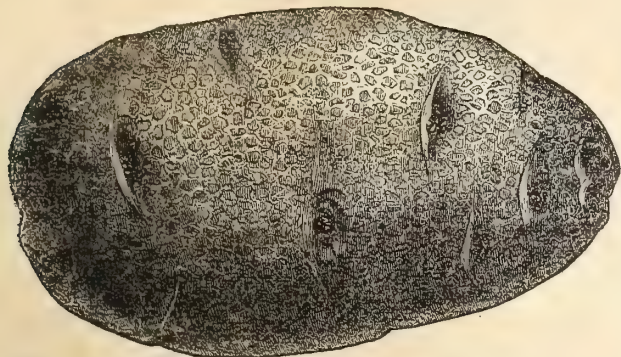
All slides, reeds, and brushes are dispensed with, and therefore the machine is not liable to get out of order. It is thoroughly made. Full directions for working are attached to each machine.

WHY THE BEST OF SEED SOMETIMES FAIL TO GIVE SATISFACTION. Good seed will fail to germinate if they are planted too shallow or too deep, or in soil that is too wet, too dry, or too cold. Many plants will usually present but a dwarf and sickly appearance from which they may never fully rally, should they appear above ground before the season is sufficiently advanced to give them the warmth they require. Of those that are liable to rot in the ground if planted before the soil has become warm, are Beans of all sorts, excepting the English varieties, Corn, Cucumbers, Egg Plant, Melons, Peppers, Pumpkins, and Squashes. As a rule, all large seed require deeper planting than small seed. As a general rule, the wetter the soil the shallower all varieties should be planted, the principle being to put all seed just far enough below the surface to get moisture enough to swell them, while they should be kept as near the surface as is consistent with this end, that they may receive as much heat from the sun as possible to cause them to germinate. Another source of ill success with good seed comes from not properly preparing the bed. If the seed bed is not raked level when planted with a seed sower, some of the seed, even with the utmost care, will be likely to be too deep, and other lots not deep enough. If the soil has not been made very fine with repeated rakings, the earth will lie in coarse, hard lumps over the small seed, rendering it impossible for them to force their way up. It is sometimes difficult to get small seed to vegetate when planted late, owing to the excessive dryness of the surface of the earth. Again, some varieties, when very young, carrots for example, are very apt to be burnt up by the heat, should it be excessive, even after they have germinated well and made a good show above the surface.

NEW VARIETIES OF POTATOES.

Will my customers please take notice that I cannot begin in the Spring to forward potatoes until all danger from frost is passed, and that each order must then take its turn. Customers in the South should order their potatoes *in the fall*, before the middle of November, as after that there is always more or less danger of injury from frost.

EARLY ROSE.



EARLY ROSE. The Early Rose Potato is a seedling from the Garnet Chili, raised by Mr. Albert Bresee of Vermont. It was first brought into public notice in 1867, and proves to be the most productive of all early sorts, while in earliness it is a fortnight before the Early Goodrich, and is equalled but by two or three kinds. On good potato soil I find that this new variety is as free from rot as the Early Goodrich or Harrison.

The general verdict of the community through the agricultural press of the country, is that the Early Rose is a great acquisition in earliness, yield, and quality. Probably no potato was ever introduced that has grown so suddenly into general favor as the Early Rose. The true merits of any potato are very accurately measured by the comparative demand for them by the public, when brought into market for consumption. Measured by this standard, the Early Rose holds a high rank, as when carried by the thousands of barrels into the markets of Boston the past season, it not only commanded half a dollar more a barrel than other kinds, but sold far more readily. This potato is now so generally known I feel it entirely unnecessary to occupy my catalogue with testimonials of its great productiveness. The fact that I have awarded Mr. Albert Bresee for the Early Rose and Peerless the one hundred dollars offered by me two years ago, will be found noted farther on. My Southern customers will find the Early Rose an excellent sort to raise for the early Northern markets.

My seed stock was procured directly from the original growers and is warranted true to name.

My customers will be careful not to seed too heavily with this potato; five bushels cut up into pieces of one and two eyes each and dropped in drills, the pieces being 14 inches apart, will be sufficient seeding. The crop of this and all the other sorts is improved in yield and less liable to rot when planted as early as the soil can be well worked. The yield of the Early Rose this season among my farmer neighbors, who understand high cultivation, has been as high as 350 bushels in a tract of four acres.

WILLARD SEEDLING. Mr. C. W. GLEASON, of Massachusetts, one of the three gentlemen to whom the late Mr Goodrich was accustomed to send out his new seedling potatoes for testing before introducing them to the public, and in honor of whom he named his Gleason potato, has for years, probably been more largely engaged in raising new seedling potatoes than any other man in New England. Two years last spring I purchased of him the entire stock of his "Willard" seedling (a seedling from the Early Goodrich,) which he considers the best of all the hundreds of seedlings he has thus far raised. The "Willard" proves to be a half early variety, enormously productive, and is a potato of good promise. It is of a rich rose color, spotted and splashed with white. The flesh is white. In its form and size it closely resembles the Early Goodrich, its parent, and like that variety I find under some circumstances, a portion of the crop, is somewhat rough. (See engraving plate 4.)

I append a few extracts from letters received from persons who have grown the Willard.

"The Willard Potatoes I think are an acquisition. From two potatoes, weighing less than a pound, I obtained nearly two and a half bushels."

URI BUTLER.

South Meriden, Conn., March, 1870.

"The one Willard Potato received of you with my Early Rose, which only weighed three ounces, brought, when dug, 44½ lbs. Had the season been more favorable they would have made, I think, one half more, as it was unusually dry with us."

J. C. SHRINER.

Linwood, Md., Jan. 31, 1870.

"The Willard seedling beats all the potatoes for yield I ever saw. The two I got from you last spring weighed 6½ ounces and from them I dug 58 lbs. of splendid potatoes."

JACOB JONES.

Munroe, Wis., Sept. 1, 1869.

"The Willard, I think, will prove valuable for market, owing to productiveness and soundness, and its shipping qualities are fine."

M. K. YOUNG.

Glen Haven, Wis., Sept. 24, 1869.

"The Willard potatoes which you sent me promise to beat anything of the kind I ever saw. From one potato weighing four ounces I dug 37 lbs."

JOHN J. HORTON.

White Plains, N. Y., Oct. 14, 1869.

"From one Willard potato weighing 3 ounces I gathered 27 lbs."

THOMAS BULLOCK.

Coalville, Utah, Oct. 29, 1869.

"From two Willard potatoes weighing 5 ounces I raised 65 lbs."

O. BURRAS.

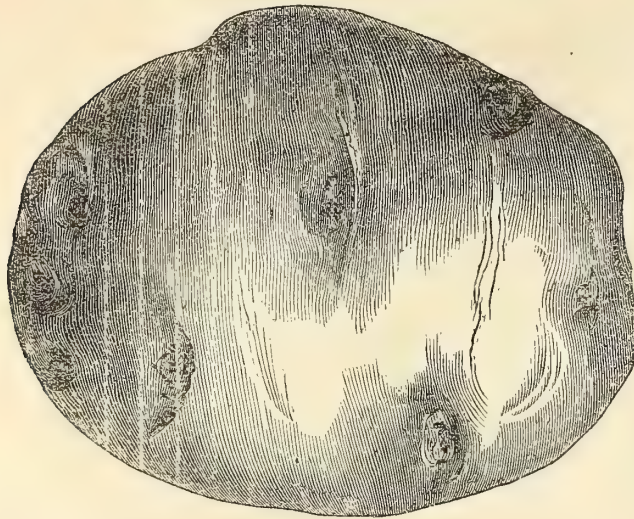
North Fairfield, Ohio, Aug. 30, 1869.

"From one Willard Seedling weighing 3 ounces I raised 35 pounds of good potatoes."

ICHABOD R. KELSEY.

Wadley's Falls, N. H., Dec., 1869.

EXCELSIOR POTATO.



EXCELSIOR POTATO. The varieties are few and far between that combine so many good qualities for all purposes for which this Potato is raised as the "Excelsior." Its remarkable excellence as a *table potato*, its valuable characteristic of retaining its superior cooking qualities the year round, (a somewhat remarkable feature, obviating in a great measure the necessity of having early potatoes, when old ones of this kind are better than early ones of most other kinds), make it among the most desirable of all the numerous varieties either old or new that are before the public. It is very productive, often yielding double the quantity of other well known and popular varieties, when planted side by side with these, and under precisely the same treatment.

Description. The Excelsior is a white skinned Potato, of medium size, cooking white, and very mealy; form nearly round; eyes prominent; skin thin and smooth. It will bear very light seeding; a late variety. The vines though short are very stalky, almost bushy.

I append testimonials from farmers in different parts of the United States, who have tested this potato.

"I got one pound of Excelsior potatoes of you last spring, and raised about two bushels, and am well satisfied with the quality and yield."
E. B. FARMER.
Attica, Ohio, March 28, 1870.

"The Excelsior potato I received of you last spring yielded over one bushel of *splendid* potatoes. They are excellent table potatoes and good keepers."
A. HOFFMAN.
Plymouth, Ohio, March 17, 1870.

"From one pound of Excelsior potatoes procured from you last season, I raised 60 lbs. without extra care."
A. B. BARTLETT.
Stevensville, Penn., April 18, 1870.

"Last spring I received two lbs. of Excelsior potatoes from you, which I divided with one of my neighbors. I have just dug 165 lbs. from the one lb. planted."
J. M. DOUDNA.
Alexandria, Minn., Oct. 7, 1870.

"There is no potato which combines so many good qualities as the Excelsior."
J. NELSON JACOBS.
Worcester, Mass., Nov. 9, 1870.

"I have sold about 800 bushels Excelsiors for eating, at 60c. They are excellent both boiled and baked, and give better satisfaction to the consumer than any potato I ever grew, and will praise them and want more.

Respectfully yours,
C. A. HOTCHKISS.
Georgia Plain, Wis., Dec. 20, 1870.

"The Excelsior potatoes purchased of you last spring are the best potato I ever ate. I raised one bushel from one pound. I am well pleased with them."

JOHN W. B. YOUTSEY.
Troy, Ohio, Jan. 29, 1870.

"The Excelsior potatoes received from you last year yielded remarkably well, and I regard them the best potato I have ever raised, not even excepting the Early Rose."

ALBERT WATSON.
Warren, Ohio, March 1, 1870.

"The pound of Excelsior potatoes sent me last year produced 71 lbs. of potatoes, and I find their cooking qualities to be excellent."

JONATHAN FRAIZER.
Paoli, Ind., Feb. 5, 1870.

"From the pound of Excelsior potatoes that you sent me last spring I have dug 95 lbs., and am sure the product would have been much greater had they not been injured by the drought."

EDWARD ZOLLICOFFER.
Uniontown, Md., Dec. 1, 1869.

"I received of you last spring an Excelsior potato that weighed $\frac{1}{3}$ of a pound, which I planted, and dug this fall 82 lbs. of first class potatoes."

EDNEY SMITH.
Waterloo, N. Y. Nov. 14, 1869.

"The Excelsior can not be beat for beautiful appearance in the field. For vigorous growth and table quality I do not believe their equal can be found."

C. A. HOTCHKISS.
Georgia, Vt., Sept. 13, 1869.

"The pound of Excelsior potatoes purchased of you last spring proved splendid. My yield is 90 lbs. They are superior to all the new varieties that I have bought, except the Early Rose. I think the Excelsior and Rose ought to satisfy the most fastidious."

J. C. MCKENZIE.
Woodstock, Sept. 27, 1869.

"The one pound of Excelsior potatoes that you sent me last spring were planted on the 30th of April, and from them I dug this day five and a half bushels of as nice potatoes as need be."

C. S. VINCENT.
La Prairie Centre, Ill., Oct. 6, 1869.

"The Excelsior took the first premium at our St. Louis Fair."

W. J. KIRK.
Kimmswick, Mo., Oct. 20, 1869.

"The pound of Excelsiors yielded two bushels and a half; quality excellent."

A. ERNSBERGER.
Defiance, Ohio, Dec. 15, 1869.

The Potato Experiment.

Two years ago I offered in my catalogue and through the public press, \$100 for any new potato, that should excel the Excelsior in quality as a Fall, Spring and Summer potato, for table use, after a trial of two years. The result was I received over one hundred varieties, from all parts of the United States, which I planted side by side, on a piece of land very uniform in its char-

acter, and gave them the same treatment. I went over this experimental field several times during the two past seasons, carefully making notes.

The sum of the results of my experiment is, that while I leave the Excelsior in the high rank which it holds, sustained by the various emphatic testimonials which are given on the preceding page, and not detracting anything from its merits, I have decided to award to Mr. Albert Bresee, the introducer of the Early Rose and Bresee's No. 6, or Peerless, the prize of \$100, as these potatoes, everything considered, are superior to any of the great number of varieties sent me for trial. The Peerless is the most productive potato I have ever raised. Mr. Bresee's success in producing new seedlings has been most remarkable, and I am very happy to award him this hundred dollars as some return for the great gift that he has made the agricultural public. I make mention of Early Rose and Peerless only, but others of his varieties are potatoes of great merit, sufficient of themselves to give fame to the introducer.

The New Hampshire Seedling is an abundant cropper, remarkably early, and the potatoes grew to a large size, having a yellowish-white flesh. This potato has ripened with me with some irregularity this season; while a portion of the crop was decidedly earlier than the Early Rose, the vines on other portions kept green somewhat late in the season.

"Of the fifteen sorts of potatoes I planted, the New Hampshire Seedling was the earliest."
ALFRED CRANE.
Goshen, N. Y., Oct. 1, 1870.

The Early Mohawk. This potato is of fine market size. It has a pink blush near the eye. Most of the Mohawks I planted this season were very much sprouted and this seemed to so far exhaust them, that many of the cuttings failed to germinate, while others sent up but a feeble growth. Those planted early did well and gave much satisfaction. (See engraving, Plate IV.)

I append some extracts from persons, who tested this potato.

BARNSTABLE, MASS., Sept. 16 1869.

Sir,—I consider the Early Mohawk 10 days earlier than any other variety I had on my place, and of very excellent quality for table use.

Yours, &c.,

NATHAN CROCKER.

From the President of Fruit Growers' Club.

SOUTH VINELAND, N. J., Sept. 14, 1869.

Sir,—The Early Mohawk is from 7 to 10 days earlier than the Early Goodrich, and more productive, and a far better eating potato; I think it the best and earliest potato I have ever eaten.

Very respectfully,

C. W. KILBORN.

METUCHEN, N. Y., Sept. 8, 1869.

Sir,—I planted the five Early Mohawk Potatoes the 15th of April. The first of July we had them on the table, and found them of excellent quality; they were at this time twice as large as the Early Goodrich which were planted seven days earlier. The Mohawks are large, smooth, very early, and very productive, and free from disease. I regard them as a very great acquisition.

Yours truly,

A. W. MARSHALL.

ROME, GA, Sept. 11, 1869.

Sir,—The Early Mohawks received from you are of vigorous and strong growth, and well adapted to this locality, as they ripen in nine weeks from time of planting, and we can raise two, perhaps three crops in one season, the season being favorable. I gave some of them to my friends in town, to test their cooking qualities, and they say they cook well. This agrees with my own experience

Yours truly,

J. BERCKMAN.

From the Secretary of the New England Agricultural Society.

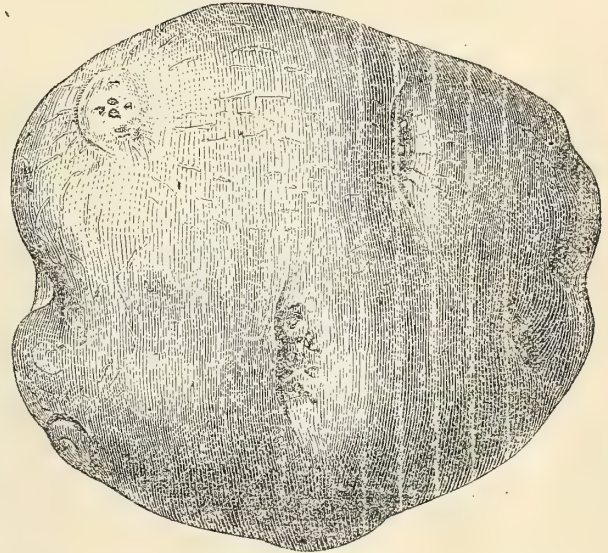
GROTON, MASS., Sept. 17, 1869.

Sir,—I received the package of five small Mohawk Potatoes and planted them in the same ground, and with the same manure as my other potatoes. I dug them, and the yield was forty-four pounds, of average size and excellent quality. I am well pleased with the variety. There was no rot among them, but every indication of vigor and health. They were planted in high, dry ground, and suffered very much from the drought.

Respectfully yours, &c.,

DANIEL NEEDHAM.

BRESEE'S NO. 6, or PEERLESS.



Bresee's Peerless, or No. 6. This is a very large potato, some specimens weighing over two pounds. It is nearly round in shape, with few eyes. Tested at dinner by a number of gentlemen, members of the Mass. Horticultural Society, it was pronounced to be dry, well flavored and of excellent quality. It matures late, yet is so vigorous that planted June 20th, it yielded a most abundant crop of very large sized potatoes.

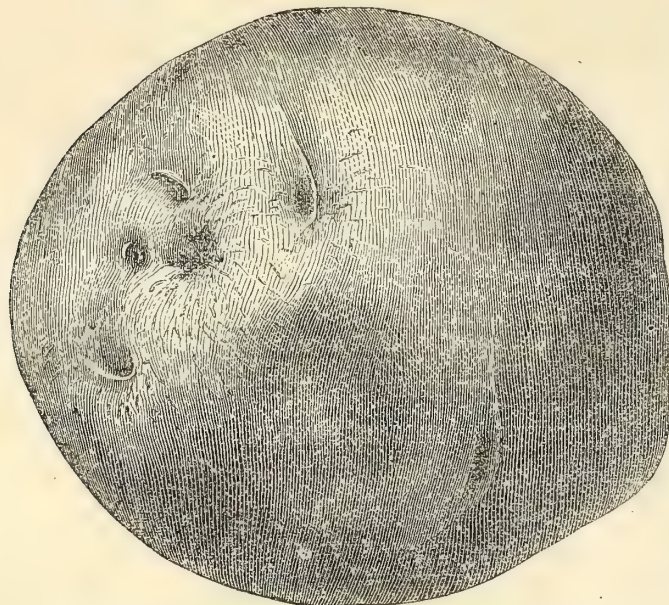
The Peerless is, I think, a more productive sort than even the Harrison, while it is of excellent quality for the table. I predict that when this potato becomes more generally known, it will produce a sensation in the agricultural community. As will be seen above, I have awarded this and the Early Rose the one hundred dollar prize.

"I got 105 lbs. of Bresee's No. 6 Potatoes from one lb. you sent me last spring, and took the premium at our County Fair. Some weighed 2 lbs. and over."

MRS. EMILY SHEPARD.

Cooperstown, N. Y., Nov. 20, 1870.

BRESEE'S NO. 4, or "KING OF THE EARLIES."



Bresee's King of the Earlies, or No. 4.— This potato in form and color is unsurpassed by any variety I have ever grown. It is a good cropper, but not equal to the Early Rose, though from the fact that the vines are so much smaller, the rows can be planted a third nearer, making the crop, on equal areas, nearly equal. In earliness it precedes the Early Rose several days. It was voted to be first in quality when tested with several other seedlings by a committee of the Massachusetts Horticultural Society, in 1868. I find in my own experience, that in the average it is surpassed in quality by Early Rose. The potatoes sent out last season were raised by artificial propagation, the terribly high price of seed compelling this course as the only way to secure a sufficient supply to satisfy the demands of my customers; the result was that there was much irregularity in shape of the specimens, and I doubt not, that those who planted them were agreeably surprised at the symmetry of the crops grown from them. I am able this season to quote No. 4 at so reasonable a price as to place them within reach of all. See table of rates.

"Last spring I sent for one pound of Bresee's No. 4 potatoes. I planted them the third of May in sod ground. They were hoed once and I dug them August 13th. The bugs were very bad; I might say the vermin stood on the sprout when it came up, but notwithstanding, I dug 33½ lbs. of as nice potatoes as I ever saw. I had Early Goodrich by the side of them which yielded about one half as many, and were of smaller size."

R. A. BATTIS.

Dover Centre, Minn., Nov. 21, 1870.

"Those potatoes that I had of you last spring (Bresee's No. 4) I planted the second day of May. I dug to-day 38 lbs. from the one pound planted, which I think a very large yield for the year, it being very dry. They are far ahead of the Early Rose planted the same day."

E. E. PAGE.

North Branford, Conn., Aug. 1, 1870.

"Last spring I got one pound of your 'King of the Earlies' potatoes; I planted them the 15th day of May. I ploughed and hoed them twice and dug them on the 15th of September. From the one pound I had 220 lbs. of as nice potatoes as I ever saw, one potato weighing over three pounds. If any of your customers can go ahead of that I would like to hear from them."

J. L. PERKINS.

Little Sioux, Iowa, Sept. 18, 1870.

Thompson's Seedling. This new potato proves to be of large size, white fleshed, of excellent quality and remarkably productive. In productiveness, on my ground, it is about equal to Bresee's famous No. 6, or Peerless. I consider it a very promising variety.

Concord Potato. This new seedling, sent out by Mr. Peters last season, is highly endorsed by a number of extensive experimenters. Mr. H. S. Goodall, Agricultural Editor of Berkshire Courier, who tested 140 varieties writes, "I consider the Concord one of the very few varieties worth cultivating, and shall plant all the seed I have of it this spring."

W. H. Corbet, Dover, says: "Your Concord Potatoes are even better than you represented, they far exceed anything I have ever grown, not only in yield, but in size, appearance and quality. I consider them a far better table potato than the old Mercer; are now entirely sound and improve in quality."

J. C. Dorsey, Charleston, S. C., says: "I am so well pleased with the Concord Potato, that I propose ordering more for myself and friends. They do better in our soil than any variety we have ever tested. I am now satisfied they are no humbug."


P. H. Olmstead, Columbus, Ohio, says: "I don't believe the Concord Potato can be equalled in point of productiveness, size and quality."

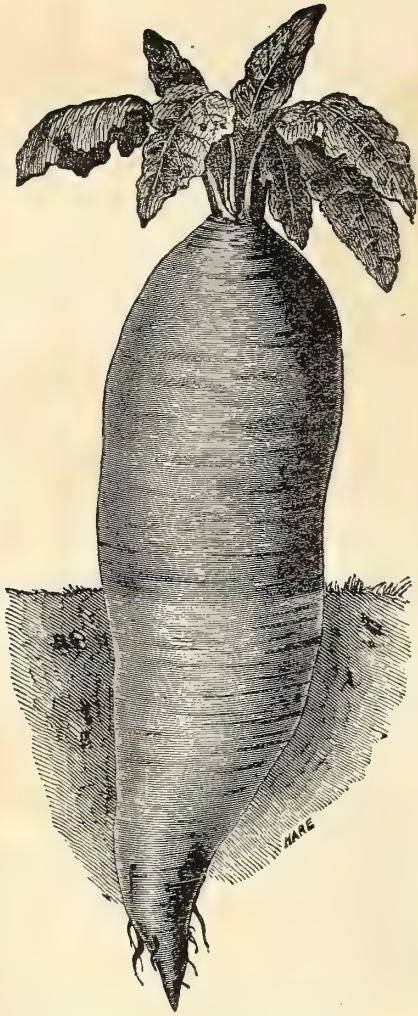
Granite State. This is a seedling Potato raised by the same person and at the same time as the Excelsior. It is earlier than Excelsior, is a larger, longer potato, remarkably bushy in its habit of growth.

Price of Potatoes.

My price of Potatoes this season will be as follows:

	Per Barrel.	Per Bush.	Per Peck.	4 lbs. by mail.
Bresee's No. 4, or "King of the Earlies,"	\$12 00	5 00	1 75	1 25
Bresee's No. 6, or "Peerless,"	7 50	3 50	1 25	1 25
Early Rose,	7 00	3 50	1 25	1 25
Excelsior	5 00	2 25	1 00	1 00
Willard Seedling	5 00	2 25	1 00	1 00
Granite State	5 50	2 50	1 00	1 00
New Hampshire Seedling	7 00	3 00	1 25	1 25
Thompson's Seedling	7 00	3 00	1 25	1 25
Concord Seedling	7 00	3 00	1 25	1 25






Norbiton's Giant Long Red Mangold Wurtzel.




Globe Mangold Wurtzel.



Boston Marrow Squash.



Shamrock Swede Turnip.




Early Mohawk Potato.




Willard Seedling Potato.




Potato Onions.



Early Globe Red Onion.



Large Red Onion.



Danvers Early Yellow
Onion.



Yokohama Squash.



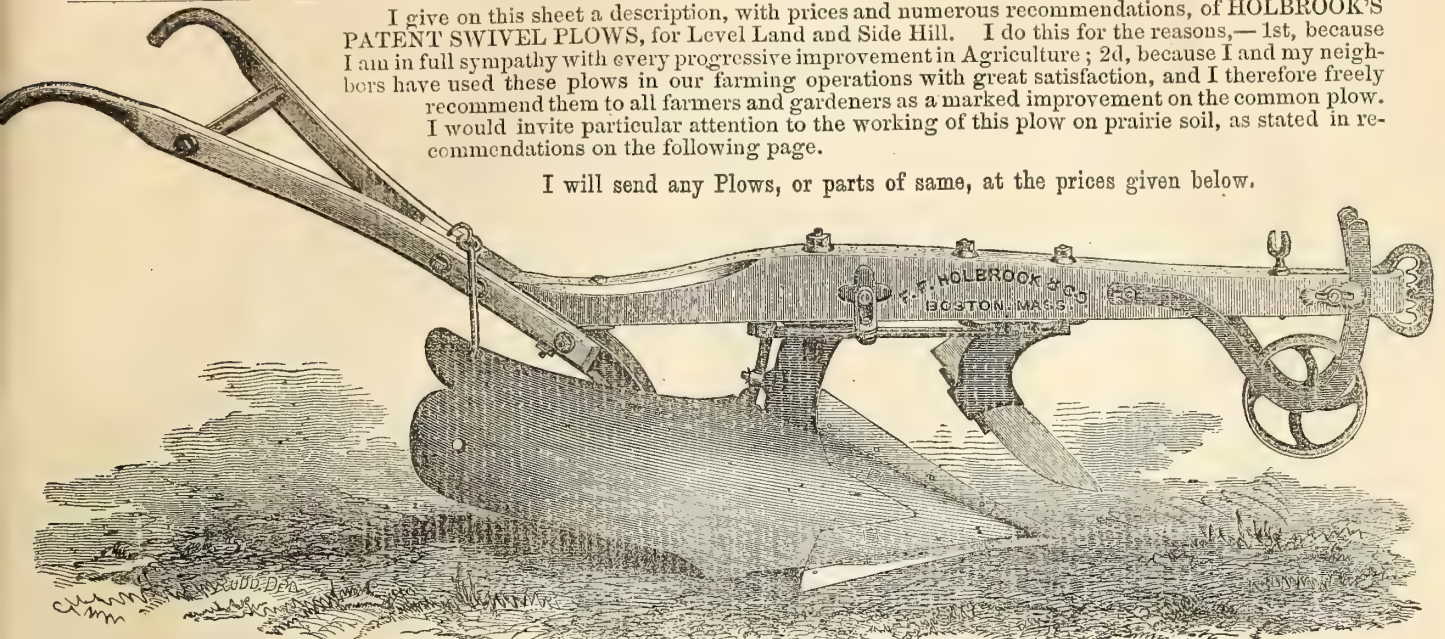
Canada Crookneck Squash.



Improved Large Yellow,
or Cracker Onion.

I give on this sheet a description, with prices and numerous recommendations, of HOLBROOK'S PATENT SWIVEL PLOWS, for Level Land and Side Hill. I do this for the reasons,— 1st, because I am in full sympathy with every progressive improvement in Agriculture; 2d, because I and my neighbors have used these plows in our farming operations with great satisfaction, and I therefore freely recommend them to all farmers and gardeners as a marked improvement on the common plow. I would invite particular attention to the working of this plow on prairie soil, as stated in recommendations on the following page.

I will send any Plows, or parts of same, at the prices given below.



Won the Highest Prize for Sod and Stubble Plowing at the trial of Swivel Plows by the N. Y. State Agricultural Society, September, 1870.

A SWIVEL PLOW THAT WILL TURN LEVEL LAND WELL has long been wanted, and since the introduction of the Mowing Machine, Horse Rake, and Hay Tedder, it is still more important TO AVOID THE DEAD FURROWS AND RIDGES left by land-side plows, and lay the fields level.

TO MEET THIS WANT, we have perfected a new series of Swivel Plows, WHICH TURN LEVEL LAND AS WELL, AND PULVERIZE IT MUCH BETTER THAN THE BEST LEVEL-LAND PLOWS, work equally well in sod or stubble ground, are perfectly adapted to plowing hill-sides, and will turn any surface of land usually plowed, while their long wedging shape gives them easy draft.

THE PATENT MOULD-BOARDS OF THESE PLOWS, being of peculiar convex form throughout, will not clog, and they crack, disintegrate, and pulverize the soil thoroughly, converting the inverted sod into a fine velvety elasticity which has never been effected by any other plow. The land is so completely pulverized to the full depth of the furrow, that NOT MORE THAN ONE-HALF THE USUAL HARROWING IS REQUIRED TO PRODUCE A FINE TILTH, the labor of after cultivation is much lessened, and crops are benefited.

THE PATENT HINGED STEEL CUTTER AND STOCK moves from side to side, 1 1-2 to 2 inches, with the swivelling of the mould-board, placing itself in line with the share and land side, each way of plowing. The Steel Blade is keyed to the hinged stock, and may be set to cut higher or lower, according to the depth of plowing. The Cutter is self-adjusting, self-clearing, strong, durable, and of very light draft.

THE PATENT STATIONARY STEEL CUTTER AND STOCK is like the above, but is not movable, and is preferred to the common cutter.

THE PATENT PLOW STANDARD supports and strengthens the handles and beam, holding the beam firmly in true line, and dispenses with all mortising and tenoning. The Shoe, or bottom of the Standard, when worn out, can be cheaply renewed.

SOME OF THE OTHER ADVANTAGES IN USING THESE SWIVEL PLOWS ARE,

1. The work of the team is equalized, as, in going, the off ox or horse travels in the furrow, and in returning, the near one.
2. The team always turns on the unplowed land, and in turning reverses the mould-board, requiring no lifting and but little effort by the plowman.
3. Considerable time is saved in coming about, no passing across the ends of the land being required.
4. The head lands being plowed last, there is no treading down and compacting of the furrow-slices.
5. The plowed land lying together, the work of manuring, harrowing, and seeding can go on up to the plow.
6. They are very convenient in gardens, nurseries, vineyards, etc., as they turn a furrow either way.
7. Where irrigation is practised, they are most favorably adapted, as an even surface is left for the proper flow of water.

WE CAN FURNISH PATENT CAST STEEL-EDGED SHARES of various widths, when ordered, for breaking prairie, lowland meadow, and other tough-rooted wild grass land requiring sharp cutting edges on the sides and bottom of the furrow; thus rigged, these plows are well adapted for reclaiming bog meadows.

The following sizes are made (ONE EXTRA CAST POINT GIVEN WITH EACH PLOW), viz.:

No. 0.	Light, for small horse or mule, for old ground or stubble; plain.....	\$10.00		
" 1.	One horse, stubble, for general use in fields, gardens, nurseries, vineyards, &c.....	\$12.00		
" 2.	Light, two horse, stubble; the mould-board is changeable with No. 2A sod.....	16.00		
" 2A.	Light, two horse, sod, turns 4 to 6 in. deep, 10 to 12 in. wide.....	16.00	18.00	21.00
" 4.	Two horse, sod, turns 5 to 7 in. deep, 12 to 14 in. wide.....		20.00	23.00
" 4A.	Stubble, turns 5 to 9 in. deep, 12 to 16 in. wide.....	17.50	20.00	23.00
" 5A.	Two horse, sod or stubble, for rough or stony land, 5 to 8 in. deep, 12 to 15 in. wide.....	18.50	21.00	24.00
" 6A.	Medium, two horse, stubble, turns 5 to 7 in. deep, 12 to 14 in. wide.....	17.50	20.00	23.00
" 7A.	Two or three horse or cattle, sod, turns 5 to 8 in. deep, 13 to 16 in. wide.....		22.00	25.00
" 7A.	Rigged for bog meadow plowing, with wide steel-edged share, double side-draft clevis and two side wheels, 2 to 4 horse or cattle, 6 to 8 in. deep, 16 to 18 in. wide.....	50.00		
" 8.	Three or four horse or cattle, sod, turns 6 to 9 in. deep, 15 to 18 in. wide.....		24.00	27.00
" 8.	Rigged for bog meadow plowing, 4 horse or cattle, 7 to 10 in. deep, 17 to 20 in. wide.....	55.00		
" 9.	Four horse or cattle, sod, turns 8 to 11 in. deep, 16 to 22 in. wide.....		28.00	31.00

No. 4 and No. 6A Stubble are each changeable with either No. 4, 7A, or 8 Sod Plows, giving the advantage of a change of Mould-boards for Sod and Stubble plowing, easily made by shifting one bolt. Price of either No. 4, or No. 6A stubble mould-board, with its share and dog-brace, for this change, \$7.00.

Price of No. 2 stubble mould-board, share, and dog-brace, for change with No. 2A Sod Plow, \$5.00.

Price of No. 1, 2, 4, 7A or 8 patent cast steel-edged swivel shares, common widths, each, \$5.00.

Price of No. 7A bog meadow patent cast steel-edge swivel share, cutting 15 in. wide, \$12.00.

Price of No. 7A or 8 patent bog meadow clevis, with side draft rods to allow the team to travel on the sod, \$12.00.

Price of 4 feet adjustable two horse evener and whiffletrees for Swivel Plows, \$4.00. Price, evener alone, \$2.00.

Our new 2 horse double-tree for plows, &c., dispenses with whiffletrees. Horses cannot step over traces in turning. Can give either the advantage. Price, \$4.

It is desirable for farmers, when ordering plows, to describe their land and the team to be used.

These Plows have won the Highest Prizes at numerous public trials, and favorable testimonials from many of the best farmers. (OVER.)

We annex a few of the Reports and Testimonials received from different parts of the Country:—

Report of the Essex Co., Mass., Agricultural Society:—

* "The Committee were unanimous in the opinion that the work performed by the Plow No. 6 was superior to any work of the kind ever witnessed by them, for ease of draft and quality of work. The Committee tested the Plow at different depths, from six to nine inches. They are unanimous in the award of the first premium to F. F. Holbrook's No. 6 Patent Swivel Wood Beam Plow.
Committee—HORACE WARE, CHARLES H. NICHOLS, JOHN N. KENT, S. B. SWAN, JOHN PERLEY."

STANSTAD, PROV. QUEBEC, March 18, 1869.

* EDS. "COUNTRY GENTLEMAN."—My experience with Holbrook's Patent Swivel Plow, No. 6, was as follows: The first piece plowed, some five acres, had never been plowed before; half was level, the remainder slightly side-hill, a tough sod, with old rotted stumps and a few stones. The team used was a pair of oxen and a span of horses. This land was a severe test, even for a heavy, common right-hand plow, yet No. 6 Swivel did not flinch from its duty, and thoroughly turned and pulverized the furrow. The second piece was some twelve acres of pasture, both level and slightly side-hill, surface tolerably smooth; the ground was packed quite hard, and in patches mossy and heavy. On this piece every furrow was thoroughly turned and pulverized. The third piece was some four acres of smooth meadow, and nearly as much stubble, plowed together for convenience, both slightly side-hill. The team was one pair of oxen and one horse, yet a heavy pair of horses or oxen would have done the work with ease. Such was the thoroughness of inverting the sod, together with the pulverizing, that I could hardly distinguish the meadow from the stubble plowing.
GEO. BACHELDEK.

CITY FARM AND HOSPITAL, WORCESTER, MASS., Jan. 25, 1869.

* I bought one of your No. 6 Swivel Plows, for level land and side-hill, last November. I can truly say it is the best Swivel Plow that has come within my experience of thirty-two years' farming. It turns the best, holds easily, is light draft. I wish another, a size smaller, for stubble. JOHN FARWELL, Supt.

From F. E. BOWDITCH, of Framingham, Mass:—

* Dear Sir,—The sod piece plowed (with No. 6 Swivel Plow) was a flat of about 12 acres—the team used was a yoke of rather slow cattle, but very even workers. The time occupied was ten days and four hours; would have been reduced to nine days, undoubtedly, but for the heat of the 18th and 19th of last week. The Plow turns a furrow 8 inches deep and 15 inches wide, and does the work more easily and MUCH BETTER than any Plow I have ever seen in use.

From JOSEPH HAYES, of Alton, N. H., Jan. 25, 1869:—

* I used your No. 6 Swivel Plow last season, and found it perfect for both level and side-hill, the land being sod and rather rough. It turned 7 inches deep and 15 inches wide. One pair of oxen did the work with apparent ease. I have tried six different kinds of Plows and find that yours outdoes them all.

HON. LEVI BARTLETT, of Warner, N. H., in a communication to the "Country Gentleman," of July 15, 1869, says:—

"Many of our farmers, within the past few years, have obtained Side-hill Plows, of different patterns, that make very good work on Side-hill or sloping land. But I have never seen any of them that made first-rate work on level sod land. Last November I procured Holbrook's No. 4 Swivel Plow, and this Spring have used it in plowing side-hill and level land, both on corn and other stubble ground, as well as on level greensward. I have also let neighboring farmers use it on various kinds of land. Some of them used it on rocky hill-side, others on level intervals soil, and in every instance the work has been done in the most satisfactory manner." Also in that paper of June 30, 1870, he says:—

"In your issue of 22d inst. Mr. Stewart of Monroe Co., Pa., tells us that the Swivel or Side-HILL Plow he has used does not scour, or in other words, the mould-board clogs badly. This trouble occurs under many circumstances, as in dry and wet soil, in sod and in stubble, and find this peculiarity always present and have accepted it as incurable."

"The Holbrook Swivel Plow, from the shape or construction of the mould-board, does not clog; at least, that has been my experience in the use of them (No. 4) in plowing my ground, both greensward and stubble, and in wet, moist, and dry soils, in the spring and fall of 1869, and again the past season."

"The mould-board was constructed purposely for completely inverting the sod and thoroughly pulverizing the soil. But most farmers know that the shape of a mould-board for turning over sod land should be different in its form from that of a Stubble Plow. To save expense and storage Holbrook & Co. have got up a series of mould-boards adapted to both purposes. Thus, the Sod Mould-Board can be taken off and a Stubble Mould-board put in its place."

J. J. THOMAS, one of the Editors of the "Country Gentleman," speaking in that Journal, June 17, 1869, of the work of our No. 4 Swivel Plow, on his farm, at Union Springs, N. Y., says:—

"We have made a full trial of Holbrook's No. 4 Swivel Plow. Several acres which had been in sod eight years, in many places so steep that no wagon could be driven over them, were successfully inverted to a measured average depth of seven inches, drawn by a pair of horses. The facility with which the sod was laid down, and the complete pulverization of the surface, were entirely satisfactory, and excited the admiration of neighbors who came to witness its operation. The time required to change the mould-board from right to left and left to right, at the ends of the furrows, was usually less than the time for the horses to turn about, and much less than with the common Plow, as the whole is done at one operation, no passing across the end of the lands being required. On level ground its operation is equally successful, and it entirely obviates dead furrows. This Plow combines more excellent qualities as a Swivel Plow, than any other we have had an opportunity of testing,—among which its thorough pulverization of the sod stands conspicuous."

From HENRY TYSON, JR., of Berks County, Pa., Nov. 3, 1870:—

"I have fully tested the Plows, and am satisfied they are just what is resorted to. I tried both No. 4 and No. 2 on stony ground, and I am really unable to decide which is the best. They are Plows which every farmer needs, and I feel as if I could fully recommend them."

* No. 6 Plow has been revised and is now called No. 7 A.

JUDGE FRENCH says of our Swivel Plows, in the "Country Gentleman":—
"On the last day of April (1870) we had on my farm at Concord, Mass., a trial of various patterns of Holbrook's Swivel Plows."

"I do not propose to discuss any of the novelties presented, but with your leave I will say a few words upon the peculiar advantages of Swivel Plows, as such, as adapted to our use at Concord. My neighbors are good farmers. Many of them raise market vegetables, small fruits, etc. What land they go over they thoroughly till. Swivel Plows have long been used among us, but there has always been some complaint that they would not turn alike both ways, or that they would not plow sod ground."

"The advantages of a Swivel Plow are obvious. They leave no ridge, and no dead furrow. Our farmers will not have their best fields uneven. They even cart earth from the sides of the field, after it is plowed, to fill the centre furrow. I plowed my garden this year with a common plow, back-furrowing it, and it was half as much labor of a man to level the centre ridge as to do the plowing. I shall use a Swivel Plow in my garden in future, as they are now made of all sizes."

"Then, we finish our field as we go. Instead of laying off an acre or two and plowing round it, or back-furrowing, and so having two sides unfinished, we begin with the Swivel and go back and forth on one side of the field a half day. Then we may haul our manure and plant, and when that is finished, plow again. We thus save hauling across our plowed ground, and may stop plowing at any moment, leaving our work complete. We turn our team always on the unplowed land, and waste no time in going across the ends of the land. We finally plow our head land, leaving it level, and without treading it. On side-hills, or land a little inclined, the furrows fall better by being all turned downward."

"The Plows were of light draft, easily handled, and turned and pulverized the soil completely; and I do not see any point in which they were deficient. I trust our farmers everywhere will give the Swivel Plows a fair trial."

From JOHN HOYT, of Phillips, Me., Dec. 12, 1870:—

"The No. 7 A Plow (with hinged cutter) that I bought at the State Fair does better work than I ever expected a plow could do on side-hill and level land. It runs very smooth and steady, is of light draft, and is easy to manage for the plowman. Eight different men have held it this fall. All are well pleased with its work, and think it must come into general use in this State."

From M. N. LUFKIN, of Rumford Centre, Me., Dec. 10, 1870:—

"I was plowing in September in my pasture with your No. 7A plow, with one yoke of oxen, the furrows were 64 rods long. A neighbor wondered how it could be done, so easily for the team, so thoroughly in manner. I wish you to note in your circular the ease of draft,—the long wedging shape of the mould-board making it the easiest plow in draft I have ever been acquainted with."

From C. S. MAURICE, of Chesterfield Co., Va., April 12, 1869:—

"I have given the No. 4 Swivel Plow a full trial. It will do all that you claim for it. With two moderate oxen or two mules, it will cut a furrow seven inches deep and thirteen inches wide. The ease with which the furrow slice is cut, raised, and turned, is remarkable. It works equally well on level land and hill-side, and pulverizes the ground better than any Plow I have met with."

COL. C. H. RIPLEY, of Logan, Ohio, writes us August 13, 1870, of *No. 6 Swivel Plow, bought August 3, 1869:—

"I have used it on sod and stubble, level and hill-side, wet and dry land, and under every circumstance it does far better work, with less labor to team and hand, than any Plow I can find. Your No. 4 $\frac{1}{2}$ Stubble Mould-Board fits my No. 6 exactly. When I got it I put it on river bottom, stubble land, soft, sandy loam, just after a rain, and, although but imperfectly scoured, it did far better and faster work than the Wilson Steel Plow, so celebrated in this country. I think there is no Plow that can equal it for general use."

ST. PAUL, MINNESOTA, Dec. 11, 1870.

The Swivel Plow (No. 4 $\frac{1}{2}$ stubble) which I purchased of you in August last I have been using in clay loam, which when a little wet is sticky. The land is hilly and rather rough, most of it being only cross-plowed last spring after the breaking up of the original sod the year before, which was the first time the land was ever plowed. Now I have to say that the Swivel Plow has been put to a full and severe trial, and its merits and strength have been fully demonstrated to my entire satisfaction. As the trial now stands, my plow is not for sale nor exchange, and I shall use it to the exclusion of all other plows. It turns the slice over as completely as any plow can do, and leaves it more thoroughly broken up than any other mould-board I ever used. At first the horses, as well as myself, thought it felt queer to be going first left, then right, but after a little practice the team fell into it as naturally as though they had always drawn such a plow. And as a proof of the efficiency of your Swivel Plow, one has only to see the work done to commend it. My neighbors came to see the plow and its performance, and one and all admitted the advantages of such a plow and admired its work; and this, too, at a time when my other plows could not be made to turn a furrow (the soil being too wet and sticky), excepting the slice was turned over and plastered down, as though the work had been done by a mason's trowel instead of a plow, while the Swivel went along nicely, finely breaking up its slice, and giving satisfaction. Yours truly,
N. R. FITZ HUGH.

From JOHN PETERS, of Van Buren, Jackson Co., Iowa, April 14, 1870:—

"I have given your No. 6A Swivel Plow a trial in some corn stubble. After I had plowed about an acre, the plow worked all right and cleared in the worst part of the field. I shall try to introduce the Swivel Plows here."

INDIANAPOLIS, IND., June 10, 1868.

"I have tried the Swivel Plow bought of you enough to be fully satisfied there is no trouble about its working in our soil. It scours well, either in stiff clay or in bottom land."
S. K. FLETCHER.

The "Prairie Farmer" of August, 1870, says:—

"Where land has sufficient natural or artificial drainage, the use of these Plows is very advantageous. Particularly is this the case where land is to be laid down for a permanent meadow. The mowing-machine, tedder, and horse-rake all do much better work and save much more hay in a field where there are no inequalities like those caused by plowing the field into narrow lands. For side-hill plowing they are almost invaluable."

Cold Frame and Hot Bed.

In the vicinity of large cities a great proportion of the early produce is either started or raised under glass. For a novice there is no more impressive and pleasing sight than to see extensive hot-beds in February, stretching away for hundreds of feet, in which tens of thousands of the green heads of early lettuce are growing in full vigor under low glass, within a foot or less of the outer air, while the snow and bleakness of winter is all around. It suggests a magical power, and you feel that you are as near to realizing a chapter in the Arabian Nights' Entertainments, as ever will be possible in this matter of fact world of ours. To carry on hot-beds on a large scale successfully is almost an art in itself,—requiring great skill in their structure and planting and in the use of mats and shutters.

Early Tomato plants in a small way may be raised in flower pots or boxes in a warm kitchen window; so also may egg plants and peppers. When raising them in the house, the pot or box containing the seed, should be placed quite near the stove and the soil be kept well moistened until the plants begin to break ground, when they may be removed to a warm window. It is best, if practicable, to have but one plant in each pot that they may grow short and stocky. If the seed are not planted earlier than the middle of April for out of door cultivation a cold frame will answer. Select the locality in the fall, choosing a warm location on a southern slope, protected by a fence or building on the north and north-west. Set posts in the ground, nail two boards to these parallel to each other, one about a foot in height and the other towards the south about four inches narrower; this will give the sashes resting on them the right slope to shed the rain and receive as much heat as possible from the sun. Have these boards at a distance apart equal to the length of the sash, which may be any common window sash for a small bed, or the length of a usual gardener's sash. If common window sash is used, cut channels in the cross bars to let the water run off. Dig the ground thoroughly (it is best to cover it in the fall with litter to keep the frost out) and rake out all stones or clods; then slide in the sash and let it remain closed three or four days that the soil may be warmed by the sun's rays. The two end boards and the bottom boards should rise as high as the sash to prevent the heat escaping, and the bottom board of a small frame should have a strip nailed inside to rest the sash on. Next rake thoroughly in guano or phosphate or finely pulverized hen manure, and plant in rows four to six inches apart. Thin out the tomato plants when quite small, but allow peppers to remain rather thick at first by reason of danger from depredations of the cut worm. As the season advances raise the sashes an inch or two in the middle of the day and water freely at evening with water that is nearly of the temperature of the earth in the frame. As the heat of the season increases, whitewash the glass and keep them more and more open until at about the close of May, just before plants are set in open ground, allow the glass to remain entirely off both day and night, unless there should be a cold rain. This will harden them so that they will not be apt to be injured by the cabbage beetle, as well as chilled and put back by the change. Should the plants be getting too large before the season for transplanting, they should be checked by drawing a sharp knife within a couple of inches of the stalk. If it is desirable to dwarf the tomatoes and thus force them into a compact growth, transplant into another cold frame, allowing each plant double the distance it before occupied.

The structure and management of a Hot-Bed is much the same as that of a Cold Frame, with the exception that being started earlier the requisite temperature has to be kept up by artificial means, fermenting manure being relied upon for the purpose, and the loss of this heat has to be checked more carefully by straw matting, and in the far North by shutters, also.

Horse manure with plenty of litter and about quarter its bulk in leaves, if attainable, all having been well mixed together, is thrown into a pile, and left for a few days until steam escapes, when the mass is again thrown over and left for two or three days more, after which it is thrown into the pit (or it may be placed directly on the surface) from eighteen inches to two feet in depth, when it is beaten down with a fork and trodden well together. The sashes are now put on and kept there until heat is developed. The first intense heat must be

allowed to pass off, which will be in about three days after the high temperature is reached. Now throw on six inches of fine soil in which mix a very liberal supply of well rotted manure free from all straw, or rake in thoroughly Superphosphate or Guano at the rate of 2000 lbs. to the acre and plant the seed as in cold frame.

Agricultural Treatises.

CABBAGES: HOW TO RAISE THEM. By JAMES J. H. GREGORY, Marblehead, Mass.

This treatise, similar to my former works, "Onion Raising," and "Squashes, How to Grow them," in thoroughness, giving all the minute instructions so valuable to the new beginner. I can say of it, as of my treatise on "Onion Raising": it begins with the first step of selecting the ground, and carries the reader along step by step, through the preparing of the soil, manuring, ploughing, planting, hoeing, weeding, gathering the crop, storing and marketing it, with a hundred minute details embracing every department of the subject.

To prepare myself the more thoroughly to write this work I have experimented on foreign and native varieties of cabbage for the past four years, raising not far from seventy kinds. The gist of my experience will be found in this treatise. It is illustrated by several fine engravings. I have in the present edition added a page on the green worm that is causing so much trouble in some localities.

Single copies sent by mail, prepaid, for thirty cents. Seed dealers and booksellers supplied at the usual discount.

—:O:—

ONION RAISING; WHAT KINDS TO RAISE, AND THE WAY TO RAISE THEM. By J. J. H. GREGORY, Seed Grower, Marblehead, Mass. (Sixth Edition.)

This work, which I issued in 1865, has been warmly recommended by some of the best authorities in the country, and has gone through eight editions. It treats on Onions raised from seed, Potato Onions, Onion Sets, Top Onions, Shallots, and Rareripes, the Onion Maggot, Rust, the merits of the different varieties of Onions, instructions in seed raising, and how to tell good seed,—beginning with the first step of selecting the ground, and carrying the reader along step by step, through the preparing of the soil, manuring, ploughing, planting, hoeing, weeding, gathering the crop, storing and marketing it, with a hundred minute details embracing every department of the subject.

Illustrated with thirteen engravings of Onions, Sowing Machines, and Weeding Machines.

Single copies sent by mail, prepaid, for thirty cents. Seed dealers and booksellers supplied at the usual discount.

—:O:—

SQUASHES; HOW TO GROW THEM. By JAMES J. H. GREGORY, Marblehead, Mass.

I sent out in 1867 a treatise with the above title. It is of about the same size and style as my treatise on "Onion Raising," and contains several illustrations, including a section of my squash house, with full directions for erecting one. In plan and thoroughness it is similar to my Onion treatise, *very minute and thorough*. Beginning with the selection of soil, it treats of the best way of preparing it; the best manures, and the way to apply them; planting the seed, protecting of the vines from bugs and maggot; the cultivating, gathering, storing, and marketing of the crops,—giving hundreds of minute details so valuable to inexperienced cultivators. I have written this and my other treatises on the theory that what the public want is *minuteness and thoroughness of detail*. The price of this is thirty cents sent by mail post paid.

If after reading either of these works, any person thinks he has not had his money's worth, let him return them and I will return the money, as I intend that every man shall have his *quid pro quo*.

AGRICULTURAL BOOKS.

In response to inquiries made for books treating on various subjects of interest to the farmer, I publish the following list of works, any of which will be sent, post paid, to any address in the United States or Territories, on receipt of the price.

Garden Vegetables, and How to Cultivate Them. By Fearing Burr. Price \$2.50. This book I particularly recommend to those who want a thorough treatise on all vegetables that can be grown in the United States. It contains a full and most accurate description of each, when and how to plant and cultivate them. It is a most elegant work, embodying the life experience of two intelligent and careful men, and is got up with excellent type and paper, and numerous elegant illustrations, drawn by Mr. J. Sprague, who has no superior in his department in the United States. To those who wish for a more extensive treatise, I would recommend Mr. Burr's larger work, "Field and Garden Vegetables of America." Price \$5.00

Agricultural Chemical Analysis, by Prof. G. C. Caldwell of Cornell University.....	\$2 00	Johnson's How Crops Grow.....	2 00
Allen's (L. F.) Rural Architecture.....	1 50	Johnson's Agricultural Chemistry.....	1 75
Allen's (R. L.) American Farm Book.....	1 50	Johnson's Elements of Agricultural Chemistry.....	1 50
Allen's (R. L. & L. F.) New American Farm Book.....	2 50	Kemp's Landscape Gardening.....	2 00
Allen's (R. L.) Diseases of Domestic Animals.....	1 00	Langstroth on the Honey Bee.....	2 00
American Bird Fancier.....	30	Leuchar's How to Build Hot-Houses.....	1 50
American Cattle, by L. F. Allen.....	2 50	Lyman's Cotton Culture.....	1 50
American Rose Culturist.....	30	Market Assistant. By Thomas F. De Voe.....	2 50
American Weeds and Useful Plants.....	1 75	Mayhew's Illustrated Horse Doctor.....	3 00
Architecture, Bicknell's Village Builder.....	10 00	Mayhew's Illustrated Horse Management.....	3 00
" Modern American, by Cummings & Miller.....	10 00	Mayhew's (Ira) Practical Book-Keeping.....	90
" Principles and Practice of, by Loring & Jenney.....	12 00	Mayhew's (Ira) Blanks for Practical Book-Keeping.....	1 20
Art of Saw Filing (Holly).....	75	McMahon's American Gardener.....	2 25
Bement's Poulterer's Companion.....	2 00	Mechanic's Companion, (Nicholson).....	3 00
Bement's Rabbit Fancier.....	30	Miles on the Horse's Foot.....	75
Bommer's Method of Making Manures.....	25	Mohr on the Grape Vine.....	1 00
Boussingault's Rural Economy.....	1 62	Morrell's American Shepherd.....	1 75
Breck's New Book of Flowers.....	1 75	Mrs. Hale's New Cook Book.....	2 00
Bridgeman's Young Gardener's Assistant.....	2 50	My Farm of Edgewood.....	1 75
Buist's Flower Garden Directory.....	1 50	My Vineyard at Lakeview.....	1 25
Carpenter and Joiner. (R. Riddell).....	7 00	New American Farm Book. By L. F. Allen.....	2 50
Chemistry of the Farm, (Nichols).....	1 25	Norris' Fish Culture.....	1 75
Chorlton's Grape-Grower's Guide.....	75	Norton's Scientific Agriculture.....	75
Cobbett's American Gardener.....	75	Pardee on Strawberry Culture.....	75
Cole's (S. W.) American Fruit Book.....	75	Parsons on the Rose. By Samuel B. Parsons.....	1 50
Cole's Veterinarian.....	75	Parkman's Book of Roses.....	3 00
Copeland's Country Life, 8vo., 226 pages.....	5 00	Peach Culture. By James Alexander Fulton.....	1 50
Cranberry Culture. By Joseph J. White.....	1 25	Peat and its Uses.....	1 25
Dadd's (George H.) Modern Horse Doctor.....	1 50	Pedder's Land Measurer.....	60
Dadd's American Cattle Doctor.....	1 50	Potato Culture. Prize Essay by D. A. Compton.....	25
Dana's Muck Manual.....	1 25	Practical Floriculture. By P. Henderson.....	1 50
Dead Shot; or Sportsman's Complete Guide.....	2 00	Practical Poultry Keeper. By L. Wright.....	2 00
Dog and Gun, (Hooper's)..... Paper, 30c., Cloth,	60	Quinby's Mysteries of Bee Keeping.....	1 50
Downing's Cottage Residences.....	3 00	Quincy (Hon. Josiah) on Soiling Cattle.....	1 25
Downing's Fruit and Fruit Trees of America.....	3 00	Rand's Bulbs.....	3 00
Downing's Landscape Gardening, 8vo., 576 pp.....	6 50	Rand's Flowers for the Parlor and Garden.....	3 00
Downing's Rural Essays.....	5 00	Randall's Fine Wool Sheep Husbandry.....	1 00
Eastwood on Cranberry.....	75	Randall's Sheep Husbandry.....	1 50
Elliott's Western Fruit Grower's Guide.....	1 50	Richardson on the Dog..... Paper, 30c., Cloth,	60
Farming for Boys.....	1 50	River's Miniature Fruit Garden.....	1 00
Farm Implements and Machinery. By J. J. Thomas.....	1 50	Rural Studies.....	1 75
Farm Talk, (Brackett).....	1 00	Saunders' Domestic Poultry..... Paper 40c., Cloth,	75
Field's (Thomas W.) Pear Culture.....	1 25	Schenck's Gardener's Text Book.....	75
Fishing in American Waters, (Scott).....	3 50	Scribner's Ready Reckoner and Log Book.....	30
Flax Culture.....	50	Silloway's Modern Carpentry.....	2 00
Flint (Charles L.) on Grasses.....	2 50	Simpson's Horse Portraiture.....	3 00
Flint's Milch Cows and Dairy Farming.....	2 50	Skillful Housewife.....	75
Frank Forester's Field Sports, 8vo., 2 vols.....	7 50	Stewart's (John) Stable Book.....	1 50
Frank Forester's Fish and Fishing, 8vo., 100 eng's.....	5 50	Strong's Cultivation of the Grape.....	3 00
Frank Forester's Manual for Young Sportsmen, 8vo.....	3 00	Tegetmeier's Poultry Book.....	9 00
French's Farm Drainage.....	1 50	The Dog; By Dinks, Mayhew and Hutchinson.....	3 00
Fuller's Forest Tree Culturist.....	1 50	The Horse (Stonehenge) Eng. edition, 8vo., 622 pages.....	3 50
Fuller's Grape Culturist.....	1 50	The Mule (Riley).....	1 50
Fuller's Small Fruit Culturist.....	1 50	The Percheron Horse.....	1 00
Fuller's Strawberry Culturist.....	20	Tim Bunker Papers.....	1 50
Gardening for the South. By W. N. White.....	2 00	Thomas' (J. J.) Farm Implements and Machinery.....	1 50
Geyelin's Poultry Breeding.....	1 25	Thomas' Fruit Culturist.....	3 00
Gray's How Plants Grow.....	1 25	Thompson's Food of Animals.....	1 00
Gray's Manual of Botany and Lessons, in 1 vol.....	4 00	Tobacco Culture.....	25
Gray's School and Field Book of Botany.....	2 50	Trapper's Guide.....	2 00
Gregory on Squashes.....	30	Turner's Cotton Planters' Manual.....	1 50
Gregory on Cabbages.....	30	Vaux's Villas and Cottages.....	3 00
Gregory on Onions.....	30	Waring's Draining for Profit and Health.....	1 50
Guenon on Milch Cows.....	75	Waring's Earth Closets.....	50
Gun, Rod and Saddle.....	2 00	Warder's American Pomology.....	3 00
Harazthy's Grape Culture and Wine Making.....	5 00	Warder's Hedges and Evergreens.....	1 50
Harris's Insects Injurious to Vegetation. Ex. Clo., \$4, Col'd Eng's	6 00	Watson's American Home Garden.....	2 00
Harris on the Pig. By Joseph Harris.....	1 50	Weidenmann's Beautifying Country Homes. A superb quarto,	
Hatfield's American House Carpenter.....	3 50	finely illustrated, with 24 large lithograph plans in col-	
Henderson's Gardening for Profit.....	1 50	ors. By J. Weidenmann.....	15 00
Herbert's Hints to Horse-Keepers.....	1 75	Wheeler's Homes for the People.....	3 00
Hoopes' Book of Evergreens.....	3 00	Wheeler's Rural Homes.....	2 00
Hop Culture.....	40	White's Gardening for the South.....	2 00
Horse Training Made Easy, (Jenning's).....	1 25	Woodward's Cottages and Farm Houses.....	1 50
How Crops Feed. By Prof. S. W. Johnson.....	2 00	Woodward's Country Homes.....	1 50
Hunter and Trapper.....	1 00	Woodward's Suburban and Country Houses.....	1 50
Husmann's Grapes and Wine.....	1 50	Youatt and Spooner on the Horse.....	1 50
Jaques' Manual of the House.....	1 50	Youatt and Martin on Cattle.....	1 50
Jennings on Cattle.....	1 75	Youatt on the Hog.....	1 00
Jennings on Sheep, Swine and Poultry.....	1 75	Youatt on Sheep.....	1 00
Jennings on the Horse and his Diseases.....	1 75	Youmann's Household Science.....	2 25

TESTIMONIALS.

My friends are oftentimes pleased, without any solicitation of mine, to write me the results of their trials of my seed. Here are a few from among the many free-will offerings that I have received:—

“What seeds I have had from you proved excellent. I have this spring a splendid lot of Asparagus to set out, every seed grew without doubt.”

J. W. HALL.

Rio Grand, N. J., March 10, 1870.

“The seeds I got of you last year were first rate. The Le-normand's Cauliflower beat anything in that line that I ever saw.”

LEONARD LEIGH.

Ridgeway, Wis., Feb. 28, 1870.

“I liked the Carrot seed you sent me last year. It all came up and I had a fine lot of Carrots.”

GEO. H. WOODBURY.

Genesee, Ill., April 11, 1870.

“Allow me to say that the seeds I purchased of you last year were the best I ever had. The *Boston Market Celery* sold when no other celery could be sold, some stalks being two inches in thickness.”

JAMES A. DRAKE.

Chatham, Canada, March 14, 1870.

“Your seeds have given me good satisfaction. Your Cross-by's Early Corn beats all the corn for earliness in our country.”

SAMUEL H. WILLIAMSON.

Logansport, Ind., March 4, 1870.

“My Phinney's Watermelon did splendidly last season and were the most delicious watermelons I have had in this country.”

WM. L. MACK.

Springfield, Mo., March 3, 1870.

“I had your seed last year and they were all very good. Your Parsnip seed I sowed and I guess every seed grew. We are eating some of the Parsnips now and they are splendid.”

S. L. NEWTON.

North Branch, Mich., March 25, 1870.

“The Covent Garden Radishes are the best we have ever grown and all other seeds give entire satisfaction.”

MARY H. REED.

Armenia Union, N. Y., March 11, 1870.

“The more I see of your seeds the better I like them. We had a mess of Early Caractacus Peas to-day, being exactly two months from time of planting.”

M. P. CUTLER.

Marion, Mo., May 23, 1870.

“I had the Grant Tomato weighing 9 ounces and 11 inches in circumference one month ago—pretty early even for these parts—and am now getting half a bushel every two days. Your seeds are far better than others.”

M. A. MUSTIN.

Madison, Ga., July 18, 1870.

“From four pounds of the ‘King of the Earlies’ potatoes I dug four bushels and forty-six pounds, and better potatoes I have never eaten. From four pounds of the ‘Early Snowball’ I dug five bushels and they were also good, ripening about a fortnight sooner than the ‘Earlies.’ The Mammoth and Fottler's Cabbages have never been equalled in this section of the country. With ordinary culture the heads weighed from twenty to twenty-nine pounds clear of root and outside leaves. The White Belgian Carrots and Norbiton Giant Mangolds can not be surpassed. The above named vegetables have all taken premiums at our township Fair; the cabbages could not have been beaten at the Provincial Exhibition.”

WILLIAM NIECE.

Sherbrook, Ontario, Oct. 22, 1870.

“The seeds I had of you last season were No. 1, especially the Early Dan O'Rourke Peas. I had the best early peas I ever saw. I received one Willard Seedling Potato about as large as a hen's egg, and dug three pecks from that one potato.”

N. H. MOORE.

New London, Conn., March, 1870.

“I tried your seeds last year and found them better and fresher than any I have ever before planted. Notwithstanding the unusually dry season every variety of seed came up well and as a general thing my vegetables were better than neighbor's and I can attribute it to no other cause except the seeds were every way better.”

W. D. JONES.

Patterson, N. C., Jan. 28, 1870.

“The seeds received of you gave entire satisfaction, they were the best I ever planted. The vegetables grown from them were extra fine and were admired by all who saw them.”

GEO. K. WALKER.

Memphis, Tenn., Nov. 23, 1870.

“The seeds I had of you last year were the best I ever bought. My neighbors think that there are no seeds like yours.”

JOHN P. WHITNEY.

Ashby, Mass., March 22, 1870.

“I never had a garden worth the name until I bought my seeds of you.”

S. W. DUNN.

Wheatland, Ind., March 16, 1870.

“I have used your seeds for three years and find them to be what they are recommended—true to name and sure to grow.”

J. B. GREEN.

Wanpaca, Wis., March 10, 1870.

“The seeds you sent me can't be beat in all creation; every seed comes up.”

W. B. WOODRUFF.

Westfield, N. J., April 1, 1870.

“Your seeds have proved far superior to any I have ever purchased elsewhere. I think that every seed came up. I made a great mistake in sowing your seeds last spring, and it caused me much disappointment. I planted them as I did other seeds, that is, planting two or three seeds where I wanted one to grow, and I had to pull up two-thirds of the plants. But I shall know how to do in the future.”

H. A. VAIL.

Forest Lake, Penn., March 30, 1870.

“I will say that the seeds received from you, from year to year, give entire satisfaction. Large size and excellent flavor seem to be the sure results.”

S. A. GREEN.

Maiden Rock, Wis., Feb. 14, 1870.

“From your seeds of any kind I am sure of a crop.”

J. H. GILBERT.

Pan Pan Grove, March 22, 1870.

“All the seeds I have ever had from you have been as recommended. I have had a great deal of trouble to get seeds to grow until I began to buy from you. Since then, the great difficulty is, we get plants too thick, they grow too well.”

SAMUEL P. LIREBY.

Makanda, Ill., March 4, 1870.

“Your seeds are so much superior to any others I have had, or can get, that I prefer to send to you. You have always given me the best satisfaction.”

CHARLES LANGDON.

Castleton, Vt., March 7, 1870.

"During the past four years I have bought my garden seeds entirely of you, the result of which has been a saving of time, money, labor and of crops also. I have been spared the trouble and expense of a second buying of seed, and planting over;—two very important items in the production of good crops, and early ones. Your seeds are just what they are recommended to be, 'pure, fresh and true to name,' also each variety is the very best of its kind in quality. Your Onion seed I regard as superior to any other in the market. Every seed produces an onion and not a scullion. The Peas sent out by you are truly excellent, and my experience with them will verify this assertion, as I always have earlier and better crops than my neighbors. My Cabbages, the past season, have been the wonder and admiration of all who saw them. My entire crop of 'Mammoth's' would average from 25 lbs. to 45 lbs. per head. I tell those who inquire the secret of my success, to buy their seed of Gregory."

ROBERT W. BUELL.

Franklin, N. Y., Dec., 1869.

"The seeds purchased of you for the past three years have given perfect satisfaction."

JNO. DAGER.

Landen, Del., Feb. 25, 1870.

"I had a peck of your Early Dan O'Rourke Peas last season, and when I saw the price high concluded I should not buy of you again. When I saw how well they germinated and how early they were, being all gone before my neighbors had any, thus making them profitable for market, I liked them, so here comes my order for a bushel this year."

FRANCIS FISKE, JR.

Holliston, Mass., April 1, 1870.

"I think you will have orders for Fottler's and Early Jersey Wakefield Cabbage seed more than ever before, for all who have seen my patch are astonished at them. I have been using and selling for two weeks fine large heads of Wakefield and can find heads of Fottler's that will measure eight by ten inches in diameter."

SAMUEL D. LUCAS.

Wintersport, Va., June 18, 1870.

"The seeds received from you heretofore have been as represented, except the Marblehead Mammoth Cabbage, which grew so large my wife could not carry them from the garden."

Akron, Ohio, Feb. 7, 1870.

D. S. ALEXANDER.

"I have tried many seeds, but have found no success with any but yours, and can truly recommend them as true and reliable. My Cabbage and Tomatoes from your seed this year have not failed to bring the highest price and always come in earlier than others."

EDWARD C. MEAD.

Keswick, Va., Sept. 4, 1870.

"After having proved the quality of your seeds by a three years' trial, I can truly say that I would not exchange them for 'store seeds' plus their weight in greenbacks, if I could not obtain more."

JAY CULVER.

Cromwell, Iowa, March 7, 1870.

"I have tried seeds from several dealers, but must give you the praise of sending a purer lot than I ever found from any other establishment; every seed comes up and true to name."

J. F. BROWN.

McMinnville, Tenn., Feb. 9, 1870.

"Your seeds have always so pleased me that I feel pleasure in recommending them to all my friends."

JOHN M. SMITH.

Boonton, N. J., March 16, 1870.

"Your seeds have given me splendid satisfaction."

JAMES COSFORD.

Trenchville, Wis., March 21, 1870.

"No seeds purchased elsewhere have ever given me such uniform satisfaction as those yearly purchased from you; they are fresh, sure and reliable, germinating readily, and producing abundant and excellent vegetables."

WM. W. ROSS.

Peru, Ind., March 11, 1870.

All the packages, ounces, &c., of vegetable seed sent out from my establishment will have printed labels on them giving names of each variety, with directions for cultivation.

Handwritten numbers and calculations:

360
 25
 1830
 720
 9030
 20
 109057
 63350
 2400
 64258

9050
 710
 90500
 90500
 63350
 63350
 0642500

James J. H. Gregory,

MARBLEHEAD, MASSACHUSETTS.

BULB CATALOGUE.

I expect to send out, in August, a Catalogue of Hyacinths, Tulips, Gladiolus, and other Bulbs.

If any of my friends wishing for Circulars to distribute to their neighbors will write me to that effect I will send extra copies free.