

## Historic, archived document

Do not assume content reflects current scientific knowledge, policies, or practices.



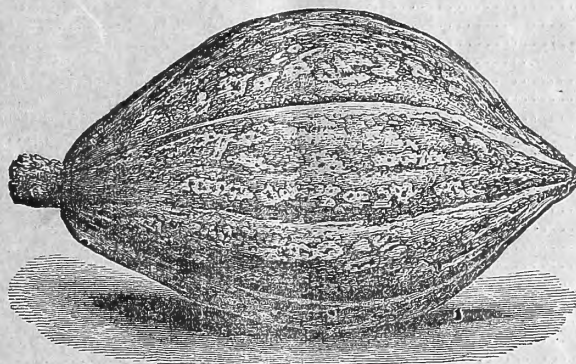
Should any of my customers receive more than one Catalogue, will they please distribute the extra among their fellow farmers and gardeners.

JANUARY, 1876.

*Marked for sale*

ANNUAL CIRCULAR  
AND  
RETAIL CATALOGUE  
OF  
WARRANTED

**Vegetable and Flower Seeds**



GROWN AND SOLD BY

**JAMES J. H. GREGORY,**

MARBLEHEAD, MASSACHUSETTS.

**Catalogues Free to All.**

If any of my friends will send me the names of persons residing in their neighborhood who would be likely to need a supply of good Vegetable Seed, I shall be happy to send such my Catalogue.

# BOOKS FOR FARMERS.

In response to inquiries made for books treating on various subjects of interest to the farmer, I publish the following list of works, any of which will be sent post-paid, to any address in the United States or Territories, on receipt of the price.

|   |        |   |      |
|---|--------|---|------|
| Natural Chemical Analysis, by Prof. G. C. Caldwell of Cornell University..... | \$2 00 | Johnson's How Crops Grow.....                                     | 2 00 |
| Parsons' (R. L. & L. F.) New American Farm Book.....                          | 2 50   | Johnston's Agricultural Chemistry.....                            | 1 75 |
| Parsons' (R. L.) Diseases of Domestic Animals.....                            | 1 00   | Johnston's Elements of Agricultural Chemistry.....                | 1 50 |
| Pearson's Bird Fancier.....   | 30     | Langstroth on the Honey Bee.....                                  | 2 00 |
| Pearson's Cattle, by L. F. Allen.....   | 2 50   | Leuchar's How to Build Hot Houses.....                            | 1 50 |
| Pearson's Manures, (Bruckner).....  | 1 50   | Mayhew's Illustrated Horse Doctor.....                            | 3 00 |
| Pearson's Rose Culturist.....   | 30     | Mayhew's Illustrated Horse Management.....                        | 3 00 |
| Pearson's Weeds and Useful Plants.....  | 1 75   | Mayhew's (Ira) Practical Book-Keeping for Farmers.....            | 90   |
| Pearson's Saw Filing (Holly).....   | 75     | Mayhew's (Ira) Blanks for Practical Book-Keeping for Farmers..... | 1 20 |
| Pearson's Poulterer's Companion.....  | 2 00   | Miles on the Horse's Foot.....                                    | 75   |
| Pearson's Rabbit Fancier.....   | 30     | Morrell's American Shepherd.....                                  | 1 75 |
| Pearson's Method of Making Manures.....                                       | 25     | Mrs. Hale's New Cook Book.....                                    | 2 00 |
| Pearson's New Book of Flowers.....  | 1 75   | My Vineyard at Lakeview.....                                      | 1 25 |
| Pearson's Young Gardener's Assistant.....                                     | 2 50   | Mrs. Cornelius's Young Housekeeper's Friend.....                  | 1 50 |
| Pearson's Flower Garden Directory.....  | 1 50   | Mystery of Metropolisville (Egleston).....                        | 1 50 |
| Pearson's Forest Trees.....   | 1 50   | Norris's Fish Culture.....  | 1 75 |
| Pearson's Fruit Garden.....   | 2 50   | Our Farm of Four Acres..... Paper, 30 cts., Cloth                 | 60   |
| Pearson's Field and Garden Vegetables of America.....                         | 3 00   | Packard's (A.) Guide to the Study of Insects.....                 | 5 00 |
| Chemistry of the Farm (Nichols).....  | 1 25   | Parlee on Strawberry Culture.....                                 | 75   |
| Chorlton's Grape Grower's Guide.....  | 75     | Parsons on the Rose, by Samuel B. Parsons.....                    | 1 50 |
| Cider Maker's Manual.....   | 1 50   | Peat and its Uses.....  | 1 25 |
| Cole's (S. W.) American Fruit Book.....                                       | 75     | Pedder's Land Measurer.....                                       | 60   |
| Cole's Veterinarian.....  | 75     | Practical Floriculture, by P. Henderson.....                      | 1 70 |
| Crack Shot (Barber).....  | 1 75   | Peach Culture (Fulton).....                                       | 1 70 |
| Canary Birds..... Paper, 50 cts.; Cloth                                       | 75     | Quinn's Pear Culture for Profit.....                              | 1 00 |
| Cranberry Culture, by Joseph J. White.....                                    | 1 25   | Quinn's Money in the Garden.....                                  | 1 50 |
| Cobbett's American Gardener.....  | 75     | Quinby's Mysteries of Bee Keeping.....                            | 1 50 |
| Dadd's (George H.) Modern Horse Doctor.....                                   | 1 50   | Quincy (Hon. Josiah) on Soiling Cattle.....                       | 1 25 |
| Dadd's American Cattle Doctor.....  | 1 50   | Randall's Sheep Husbandry.....                                    | 1 50 |
| Dana's Muck Manual.....   | 1 25   | Richardson on the Dog..... Paper, 30 cts., Cloth                  | 60   |
| Darwin's Variations of Animals and Plants, 2 vols.....                        | 6 00   | Saunders' Domestic Poultry..... Paper, 40 cts., Cloth             | 75   |
| Downing's Fruit and Fruit Trees of America.....                               | 5 00   | Scribner's Ready Reckoner and Log Book.....                       | 30   |
| Eastwood on Cranberry.....  | 75     | Skillful Housewife.....   | 75   |
| Elliott's Western Fruit Grower's Guide.....                                   | 1 50   | Shooting on the Wing.....   | 75   |
| Field's (Thomas W.) Pear Culture.....   | 1 25   | The Dog, by Dimks, Mayhew and Hutchinson.....                     | 3 00 |
| Flax Culture.....   | 30     | The Horse (Stouchenge) Am. edition.....                           | 2 50 |
| Flint (Charles L.) on Grasses.....  | 2 50   | The Mule (Riley).....   | 1 50 |
| Flint's Milch Cows and Dairy Farming.....                                     | 2 50   | Tim Bunker Papers.....  | 1 50 |
| Frank Forrester's Manual for Young Sportsman, 8vo.....                        | 3 00   | Thomas' (J. J.) Farm Implements and Machinery.....                | 1 50 |
| Fuller's Forest Tree Culturist.....   | 1 50   | Thomas' Fruit Culturist.....                                      | 3 00 |
| Fuller's Grape Culturist.....   | 1 50   | Thompson's Food of Animals.....                                   | 1 00 |
| Fuller's Small Fruit Culturist.....   | 1 50   | Tobacco Culture.....  | 25   |
| Fuller's Strawberry Culturist.....  | 20     | Trapper's Guide.....  | 1 50 |
| Geylin's Poultry Breeding.....  | 1 25   | Turner's Cotton Planter's Manual.....                             | 1 50 |
| Gray's How Plants Grow.....   | 1 25   | Trout Culture (Slack).....  | 1 50 |
| Gray's Manual of Botany and Lessons, in 1 vol.....                            | 3 00   | Taxidermist's Manual.....   | 1 00 |
| Gray's School and Field Book of Botany.....                                   | 2 50   | Trotting Horses of America.....                                   | 2 50 |
| Gregory on Squashes.....  | 30     | Ten Acres Enough.....   | 1 25 |
| Gregory on Cabbages.....  | 30     | Vaux's Villas and Cottages.....                                   | 3 00 |
| Gregory on Onions.....  | 30     | Waring's Draining for Profit and Health.....                      | 1 50 |
| Guenon on Milch Cows.....   | 75     | Waring's Earth Closets.....                                       | 50   |
| Gun, Rod and Saddle.....  | 1 00   | Warder's American Pomology.....                                   | 3 00 |
| Harris's Insects Injurious to Vegetation, Ex. Clo.....                        | 4 00   | Warder's Hedges and Evergreens.....                               | 1 50 |
| Harris on the Pig. By Joseph Harris.....                                      | 1 50   | Wheeler's Rural Homes.....  | 2 00 |
| Henderson's Gardening for Profit.....   | 1 50   | White's Gardening for the South.....                              | 2 00 |
| Hop Culture.....  | 30     | Woodward's Cottages and Farm Houses.....                          | 1 50 |
| Horse Training Made Easy (Jennings).....                                      | 1 25   | Woodward's Country Homes.....                                     | 1 50 |
| How Crops Feed, by Prof. S. W. Johnson.....                                   | 2 00   | Woodward's Country and Suburban Houses.....                       | 1 50 |
| Hunter and Trapper.....   | 1 00   | Willard's Dairy Husbandry.....                                    | 3 00 |
| Herbert's Hints to Horse Keepers.....   | 1 75   | Window Gardening.....   | 1 50 |
| Jennings on Cattle.....   | 1 75   | Youatt and Spooner on the Horse.....                              | 1 50 |
| Jennings on Sheep, Swine and Poultry.....                                     | 1 75   | Youatt and Martin on Cattle.....                                  | 1 50 |
| Jennings on the Horse and His Diseases.....                                   | 1 75   | Youatt on the Hog.....  | 1 00 |
|   |        | Youatt on Sheep.....  | 1 00 |

## Gardeners of the South!

A word to you who grow early vegetables for the markets of the great cities of the North. I have many customers in the South who are growing them very extensively, and a hint or two on varieties from the results of their experience may be of service to beginners. For an early Cucumber, earliness, size, symmetry of form and pre-entable appearance after transportation all considered, you will find nothing superior to the Early White Spine. For an early Tomato, the early sorts I would recommend Canada Victor (this stands up remarkably well), or Boston Market, or General Grant. When the hot season comes on there is loss from sun-burning under the extreme heat. At this season two characteristics are wanted in a good tomato: 1st, That it shall shield its fruit under a mass of leaves; and 2d, That the roots shall be as far down in the cool earth as possible, and not near the hot surface. You will find the first desirable trait probably more fully developed in the Mexican Tomato than in any other sort, so my customers in Florida write me. The second desirable characteristic can be got probably with almost any variety by planting the seed where the tomato is to grow, as the roots will then naturally strike down and not spread out near the surface, as they do after suffering the pruning incidental to transplanting.

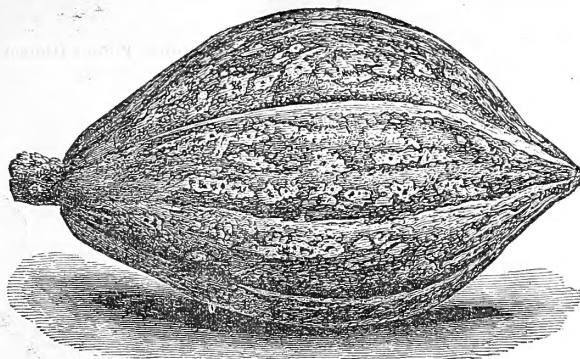
For an early pea, very early, having a good sized pod and the crop ripening up together so as to get all of it at a single picking, I recommend, as the result of experience of customers, my Extra Early Dan O'Rourke. For an early string Bean, if an early sort with a long, round pod is wanted, I recommend Early Valentine; for a hardy, early, but a most abundant cropper, admitting of several pickings, I recommend the Fejee Bean. For an early Watermelon of excellent shipping properties, I recommend Phinney's Early, which is already raised on a large scale to supply the Northern markets. It may be well for you, before going to the great expense of raising or purchasing the costly sets to grow an Onion crop, to first try on a small scale some of my black onion seed, grown in the extreme north, as some gardeners as far south as Texas have found that with this they could raise onions two inches in diameter the first year from the planting.

Of Cabbages, my customers in the South rely on my Fottler and Marblehead Mammoth as giving them the largest and hardest heads of any kinds planted. With those who do not succeed with the Drumhead varieties, the Early Winnigstadt is a great favorite. Every gardener of experience knows when earliness is sought for, the farther north the seed he plants is grown, the better.



It is possible Congress will come again to its senses and alter the postage on seed, to the old rate of one cent for each two ounces:—should they do so, I will see to it that my customers reap the advantage of such a change by sending, when pounds or fractions of pounds are ordered, seed extra to the value of the difference in the postage.

# THE NEW AMERICAN SQUASH!



I last season introduced to my customers the Butman Squash. This new squash is the only one of our running varieties *known to have originated in the United States*. Mr. Butman, the originator of this fine variety, selected for his experiment the Hubbard and the Yokohama, a peculiar variety from Japan, with the object of combining in one new squash the best characteristics of each. Any man can make a cross between two varieties, and, in fact, nature is continually doing this through the agency of the bee tribe; but to combine the characteristics of each squash so thoroughly and so permanently as to fix them, so that actually a *new variety* is produced whose characteristics belong alone to itself and are fixed as permanently as in either of the parents, has been accomplished, to my knowledge, by but one man as yet, and that man is Mr. Butman!

Mr. B. writes me that he began his experiment several years ago, transferring the pollen of one variety to the other, with the precautions well known to every scientific man; that he repeated the process two or three years until he had achieved complete success. The new squash produced is, externally, very distinct in color from any other kind in existence, being a bright grass green intermixed with white. In size and productiveness it resembles the Hubbard; it has a thick shell and is thick meated. The color of the flesh is quite striking, being of a light salmon and lemon color combined. It is very fine grained and smooth to the palate. It is remarkably dry, sweet and delicious, with a flavor not different from the Hubbard, Marble-head or Turban, being entirely free from the pumpkin-like flavor occasionally found in the Hubbard. I am inclined to the opinion that the period when the Butman Squash is in its prime is from October to January, though as a keeper it is equal to the Hubbard. I offer the seed to my customers by package and ounce. *Single package, 15 cents; per ounce, 50 cents.*

The proprietors of the three leading hotels in Boston and the editor of the American Agriculturist, and other gentlemen whose names are well known in the agricultural community, express the following opinions of the quality of this new squash.

MY DEAR MR. GREGORY:

I am much obliged for the Squashes, which arrived safely. They were delicious in flavor and texture, and of delicate color.

Truly Yours, &c., GEO. B. LORING.

"Having tested the cooking qualities of the Butman Squash, I pronounce it the best squash that I ever ate. It is equal to any sweet potato."  
Carmel, N. Y., Nov. 10, 1875.

WILLIAM H. CORNISH.

[From Editor of American Agriculturist.]

MR. GREGORY.

Dear Sir:—The Butman Squash was duly received and has been tested. I can say no more than that it seems to me that every good quality of every good squash is in this, concentrated and combined. When you get any better squash please send it to

Truly yours, GEORGE THURBER.

[From the Proprietor of the Revere and Tremont Houses.]

JAMES J. H. GREGORY, Esq.:

Dear Sir:—We tried the sample Squash that you sent us on the 27th of

BOSTON, Dec. 1st, 1874.

November, and found it superior to all other varieties in every respect, and would like to use them on our tables, both at Revere and Tremont Houses, and if you have a quantity to sell, would be glad to purchase them from you.

Yours truly, SILAS GURNEY.

[From the proprietors of the Parker House.]

BOSTON, Nov. 30, 1874.

MR. J. J. H. GREGORY:

Dear Sir:—We have tried the sample of Butman Squash sent us and compared with three others, we think it excels them all, and place it as the best we have ever seen. If you have any to dispose of, send us memorandum of price and quantity.

Yours very truly, H. L. PARKER & Co.

"The Butman Squashes were received in good condition. One has been cooked and the other is on trial as to its keeping quality. This seems to be the *ne plus ultra* of winter squashes,—the color, flavor, consistency and size being all that could be desired."  
Amherst, Nov. 9th, 1875.

"Samples of Butman Squashes received with thanks. They are very fine."  
New York City, Oct. 2d, 1875.


J. M. THORBURN & Co.



Early Schweinfurt Quintal Cabbage.



Little Pixie Cabbage.



Early Ulm Savoy Cabbage.




Early Jersey Wakefield Cabbage.




Early Winnigstadt Cabbage.



Premium Flat Dutch Cabbage.




Improved American Savoy Cabbage.




Early Wyman Cabbage.

# COCOANUT SQUASH.



The Cocoanut Squash is very prolific, yielding from six to a dozen to a vine. In beauty it excels every variety of the Squash family; indeed, wherever grown, specimens very naturally find a place on the mantel piece as ornaments to the parlor—not being surpassed in beauty by any of the gourd family. The color is an admixture of cream and orange, the latter color predominating in the depressions between the ribs; while the bottom over a circle of two or three inches in diameter is of a rich grass green. The flesh is fine-grained, very solid, (the squash being remarkably heavy for its size,) and the quality is excellent, closely resembling Canada Crookneck, but in every way much superior.

# THE MARBLEHEAD SQUASH.



This new squash, as a rule, is characterized by a shell of a more flinty hardness than the Hubbard. It is usually thicker and flatter at the top. It has a greater specific gravity. The flesh is of rather a lighter color than the Hubbard, while its combination of sweetness, dryness and delicious flavor is something really remarkable. In the important matter of purity, it excels the Hubbard and every squash that I have ever raised, the Butman alone excepted. Its outer color is a light blue; not to be confounded with the blue colored squashes that come at times from the Hubbard seed—mongrels made by a cross of the Hubbard and a thin skinned squash which we used to call Middleton blue, which we were raising before we knew of the Hubbard, and raised for a few years after we had the Hubbard, side by side with it. If the seed of these mongrels be planted, their hybrid character will be seen by a terrible sporting, so dreaded by every farmer; while, on the contrary, the crop from the seed of the Marblehead will be found to excel in purity.

Packets of seed of this new variety will be sent post-paid, to any address, for 10 cents; per ounce, 25 cents; per lb., \$2.00. Dealers supplied at the usual discount. Each package will have on the label the above engraving reduced in size.

I add extracts from letters received from gentlemen well known to the agricultural community.

"Those Marblehead Squashes are splendid, and such keepers, just as sound now as when we put them in the cellar."  
*Waupaca, Wis., Mch. 20th, 1875.*

J. B. GREEN.

"The Marblehead Squashes that I raised from the seed I got of you last season were excellent, the finest I ever had; they kept good until the first of March."  
*Worthington, O., April 5th, 1875.*

N. PINNEY.

"Our Marblehead Squashes are the best eaters and the best keepers I ever saw."  
*Dundee, Ill., March 21, 1875.*

C. C. CRAWFORD.

"The seeds obtained last year gave good satisfaction. The Marblehead Squash exceeds in quality any that I ever tasted."  
*Dover, N. H., March 22, 1875.*

IRA T. JENKINS.

"Your Marblehead Squash was a curiosity here; we raised over five hundred pounds from our seed. We sold of them to the amount of ten dollars besides using some. They make excellent pies."  
*Island, Pa., Jun. 22, 1875.*

MRS. EMMA BENJAMIN.

"Your Marblehead Squash Seed you sent me last year did well. I raised from four seed 40 good squashes, weighing from 10 to 25 pounds each. The flavor is better than that of the Hubbard."  
*Alleghen, Michigan, March 1, 1875.*

WILLIAM J. POLLARD.

"I raised 34 Marblehead Squashes last season, weighing from 8 to 12

pounds each, from two plants, quality good enough; a few of them left in good condition at present time."  
*Waverly, N. Y., March 1st, 1875.*

E. E. DuBois.

"The Marblehead is the best squash that I ever had. I raised sixty-three from the package—nice ones they were too. We cut the last on the 23d of March; it was so hard that I had to cut it with an axe. I recommend them to all."  
*Wales, Me., April 9, 1874.*

S. B. GREENWOOD.

"Your Marblehead squash proved a success with me last season. I am perfectly satisfied with it in every respect. As a keeper it was ahead of anything I ever had. I cooked the last one, an eight pounder, Sunday, May 10th; it was perfectly sound and deliciously sweet."  
*Middleboro, Mass., May 12, 1874.*

J. D. COFFIN.

"The new squash was fine; the best I ever raised. It is a good keeper; have some yet, March 12, and they are as sound as when they went in the cellar."  
*Minneapolis, Minn., March 12, 1874.*

W. H. SMITH.

"THE 'MARBLEHEAD' SQUASH. Some weeks ago we received from Mr. James J. H. Gregory, of Marblehead, Mass., the introducer of the Hubbard, specimens of a squash which came without name. The squash was tried by several, and unanimously pronounced to be of the very highest quality."—*American Agriculturist, Feb., 1873.*



# JAMES J. H. GREGORY'S

## Annual Seed Catalogue for 1876.

The past season has been a good one for most varieties of garden seed, Cabbage, Radish and some varieties of Peas excepted. Seed Cabbage and Beets came through the remarkably severe winter in very poor condition, so that when planted out many of the Cabbage died down after pushing a feeble shoot, while some of the Beets, though apparently uninjured by the frost, yet seemed paralyzed, growing a crown of leaves instead of the usual seed shoots.

On my several farms I have grown this season over eighty acres of seed and seed stock, embracing about one hundred and fifty varieties. Some may infer that in growing so many kinds there is danger of admixture; but this is a matter I specially guard against, by completely isolating every variety of the same kind. My farms in Marblehead are located somewhat like the angles of a right-angled triangle, and are from half a mile to one mile distant from each other. Besides my Marblehead seed farms, I have three in a neighboring town, also devoted to seed growing. Of these advantages I avail myself to produce complete isolation. All roots, bulbs, &c., intended for seed purposes, are selected with the utmost care.

**THE THREE WARRANTS.** 1st, That my seed shall be what it purports to be in kind and quality, holding myself ready to refill the order anew, gratis, in other seed, should it prove defective in either respect. 2d, That all money sent for seed shall reach me, with the single proviso, that all sums to the amount of one dollar and upwards be sent in the form of a Post Office Order on Marblehead, Registered Letter, Draft, or Cashier's Check. 3d, That the seed ordered shall reach every one of my customers. Thus I make the purchase of seed the *safest investment possible*, instead of being what it has so often proved to farmers and gardeners, very unreliable and very vexing. In attempting thus to revolutionize the business, I am aware that I shall make some losses, but it will be a great satisfaction to me to know that every feeling of doubt is removed from the minds of my customers; and I know that they will reciprocate in this matter, and feel it to be for their interest to sustain me in this enterprise.

There happens occasionally an instance, where I have complaint against the vitality of seed, in which the seed was grown by myself that season, and thousands of customers were supplied from the same lot to their satisfaction. Such cases are very obviously of the class where the cause of the trouble was owing to the season, or soil, or manner of planting; in short to some cause utterly beyond my control and consequent responsibility. It is my labor and my anxiety to send out none but the very best of seed, just such seed as I would be willing to plant myself, and the thousands of cheering letters that I open are very pleasant testimony to the success of my undertaking. With all care that it is possible to exercise, mistakes will occasionally, though very rarely, occur; these my customers will always find me ready to rectify in accordance with the promise of my three warrants. Those varieties of seeds offered in my Catalogue bearing the name of the original grower or introducer, are grown either by them or from a stock originally obtained from them.

**PAYMENT FOR SEED.** All sums to the amount of one dollar or upwards should be sent in Cashier's Checks on New York or Boston, Drafts, Money Orders on Marblehead or in Registered Letters. When the value of seed ordered is less than one dollar, the sum sent is at my own risk, and when the value is greater than one dollar, the amount remitted will also be at my risk, *provided* it be sent by Post Office Order, Draft, Cashier's Check, or Registered Letter. Money Orders, when of the value of one dollar and upwards, may be purchased at my expense, the cost being deducted from the amount remitted. If Money Orders are not for sale at your office, they can oftentimes be procured at a neighboring town. *Cash must accompany all orders.* Let me advise my friends before ordering their seed sent by Express to figure carefully and see if it would not be much cheaper for them (as is almost invariably the case with small parcels) to have them sent by mail.

I would advise my customers not to order their seed by Express to be sent C. O. D., particularly when the orders are small. If the order sent through the express, as Express Companies give receipts for all money, there can be no risk in sending the money with the order. In case of orders sent by express without the money as I have to add the cost of collection and return charges to the cost of the seed to make myself whole, (I do not pay express charges on remittances), my customers will see at a glance that this course is highly unprofitable. I make no charge for postage on packages or ounces; *I do not pay express charges*, but I make no charge for boxes used in packing.

**ADVANTAGES OF BUYING SEED DIRECTLY FROM THE GROWER.**—But few seed dealers grow any of the seed they sell,—the business of seed growing and that of seed selling being almost entirely distinct. Hence, as a general rule, seed dealers *know* only what is *told* them of the careful selection of seed stock and of the freshness and purity of their seed; now if the person of whom they purchase should be careless, ignorant or dishonest, you who plant have to suffer, as the dealer can only reaffirm what is told him. On the other hand, if the seed dealer grows his own seed, he is able to affirm what *he himself knows* as to its freshness and purity; and thus you who purchase have the invaluable guarantee from his own knowledge. *It is that I may be able to give this guarantee that I raise so many varieties, some of them at double the cost at which I could purchase them.* The public will thus understand how greatly it is for their advantage to sustain me in this effort to combine the business of seed grower and seed dealer.

From what I have said let it not be inferred that I raise all the varieties of seed I sell; I do not; many choice varieties I import from England, France and Germany, some of which cannot be raised in this latitude, others I purchase of reliable dealers, or have grown for me by careful men, whom I supply with stock seed of my own raising. My plan is to increase my varieties, until I grow all the kinds of seed that can be grown in my latitude. My seed are sold under my three warrants.

**HOW SEED AND LETTERS ARE LOST.** The public have but a faint idea of the great number of letters which in course of a single year are stolen from large firms, who become known to Post Office clerks as receiving cash remittances. Two years ago, through the representative of my district, I laid before the Post Master General a second list of nearly *fifteen hundred* letters addressed to me, nearly all of them containing money, all of which had been stolen in the mails within a few months. In a single Post Office of one of the large cities eight arrests of Post Office thieves were made between January and June 14, 1875! No matter how many letters thieves steal, my customers run not the *slightest risk* in sending money to my address, provided they follow the directions given in the paragraph above beginning "Payment for Seed." Occasionally a customer, irritated by the thieving of these rascals, misplaces the responsibility; as did the writer of the following sober second thought:—

MR. GREGORY:

DEAR SIR,—I mailed a letter to you this morning in regard to some money I sent for seeds on the 17th, and not having received them, I felt as though there was some dishonesty in the post office department, and was a little vexed about it; but on reading the "Three Warrants" in your catalogue I find I have not fulfilled my part of the business, and I think an apology due from me for the rather spicy letter I sent this morning, which I am now sorry I sent. Rather than I shall begin at the first chapter of the story next time, and not in the middle of the book. The amount I sent the 17th was \$1.25, and it should have been registered, as our office is not an order office.

Yours, respectfully,

E. W.

If any of my correspondents have reason to believe their letters have been stolen on the way, let them address me as John O. Hand, and the thief may for a while, at least, be thrown off his track.



☞ When writing that seed have failed to reach you, always repeat your first order, or send for the same value in other kinds of seed. ☞

☞ BE CAREFUL TO WRITE YOUR ADDRESS IN FULL, giving the STATE as well as the town, for a town of the same name will oftentimes be found in a dozen States. Scores of my friends every season forget to sign their name to their letters. Before closing your orders be sure that you have given your address in full, your name, especially, being written very distinctly, Please be particular in this matter.

**THE POSTAGE LAW.** The law enables me to send seed to the amount of four pounds or less in one parcel to any part of the United States. It matters not how many varieties are sent in the package, provided the weight of the entire lot does not exceed four pounds. If a larger lot is wanted, it may be divided into lots of four pounds each. This law, in effect, brings my seed establishment to every man's door.

*A Change.* The last Congress, at the close of the session, altered the postage law on third class matter, which included seed, so that now one cent for each ounce and fraction thereof is charged for postage. It is now well known that many members of Congress who voted for the increase in the rate of postage, did so under a misapprehension. For this reason and because we believe there is no wisdom in going backward in this great boon of cheap postage, which is doing so much for the social, intellectual and business progress of the country, I would suggest to energetic men of the North, South, East and West, circulating among their neighbors for signatures and then forwarding to their several representatives in Congress a petition such as this :

To the Forty-fourth Congress :

The undersigned, citizens of the United States, would respectfully but most earnestly petition your honorable body to repeal the amendment to the Postal Law passed by the last Congress, and restore the cheap rates of postage on third class matter which were established before said amendment was made. Cheap postage for Books, Periodicals and Newspapers is promotive of Popular Intelligence and cannot be safely abandoned. The cheap postage on Plants, Seeds and other third class matter, is a great convenience to the Agricultural producers of the country, who have not often troubled Congress with requests for favors. Having once for a short time enjoyed this convenience, and believing that it can be re-established without detriment to any public interest, we ask it at your hands.

Any increased deficiency in the Post-Office Department resulting from decrease of Postage rates will be cheerfully accepted by the American People, as it has previously been much more than counterbalanced by benefits justly distributed among all classes of citizens.

All of which is respectfully submitted.


**Large Orders from Market Gardeners, Dealers, Clubs, and Granges of Husbandry.**

Five per cent. discount on all orders allowed for seed to the amount of five dollars and upwards, excepting Onion seed, (for discount on which see page 27), whether the order be for packages, ounces, pounds or quarts, either separately or combined ; eight per cent. when the amount ordered is as high as ten dollars and under twenty-five ; ten per cent. when twenty-five and under forty dollars ; and twelve and a half on orders to the amount of forty dollars and upwards, Terms to Dealers, Clubs and Granges of Husbandry on application. I do not send out seed to be sold on commission.

**CABBAGES.**

☞ For full particulars on Cabbage growing, see my Treatise, advertised in this Catalogue. ☞

For several years I have devoted the first three or four pages of my catalogue to quite a detailed presentation of the standard varieties of Cabbage and Squash. I do this because, having been the original introducer of several of these varieties, the public naturally look to me for the fullest explanation and description of them, and I therefore present these pages for the information of the thousands of new customers who come for the first time each season, rather than for the perusal of old friends, who from personal experience of years know all about their merits.



**MARBLEHEAD MAMMOTH.**

**MARBLEHEAD MAMMOTH.** This is without doubt the largest variety of the Cabbage family in the world, being the result of extreme high culture. I have had heads, when stripped of all waste leaves, that could not be got into a two-bushel basket, having a diameter two inches greater ! In a former circular I quoted from persons residing in fourteen States and Territories, and also in the Canadas, East and West, expressing their great satisfaction with the Stone-Mason and the Marblehead Mammoth Cabbages, in their great reliability for heading, the size, sweetness and tenderness of the heads. They had succeeded in growing the Mammoth to the weight of thirty and forty pounds, and in some instances over fifty pounds !

This Cabbage will make larger heads in the West Indies and in the extreme South, than any other kind ! I have supplied seed to one planter in the W. I. for several years. He says the heads are three or four times as large as he can get from any other kind. Large market gardeners in New Orleans and elsewhere, who have raised them for market on a large scale for several years, inform me that with them they grow to much larger size than any other variety of Cabbage.

**STONE-MASON CABBAGE.** This Cabbage is distinguished for its reliability for heading, the size, hardness and quality of the heads. Under proper cultivation nearly every plant on an acre will make a marketable head. The heads vary in weight from nine to over twenty pounds, depending on the soil and cultivation. In earliness the Stone Mason is upward of a week ahead of the Premium Flat Dutch and makes a harder head.



**STONE MASON.**

land and in the vicinity of Albany, N. Y. My stock seed came, originally, from Messrs. Copeland and Fottler, the two gardeners who were the first to raise the Cabbage.

**Fottler's Early Drumhead.**

After an extensive trial on a large scale by market farmers in all parts of the United States, Fottler's Cabbage has grown in estimation, particularly in the great Cabbage districts of Long Island

Following will be found some of the recommendations I have received from those who have raised the Fottler's Cabbage. It is very rapidly growing in favor.

"The oldest settlers here tell me that they never knew what good cabbage was until they saw some of my Fottler's Early Drumhead which I raised from the seed I got from you last spring. A number of the heads weighed from 20 to 25 lbs., and one of them turned the scales at 30 lbs."  
Waldoboro, Maine, March, 1875. JOHN H. JAMESON.

"Your Fottler's Early Drumhead Cabbages that I raised last year were splendid. They grew very large and solid, and every plant headed. They sold readily at 15 cents per head. Very many of my customers say they are the best they ever saw."  
Canajoharie, N. Y., Jan 13, 1875. G. W. GOODRICH.


"Your Fottler Early Drumhead Cabbage is the best I ever saw grow in Maine, and I recommend them to my neighbors."  
Farmington, Maine, March 20, 1875. GEORGE SPEAR.

"I raised a Fottler Cabbage from your seed last season, picked and trimmed the middle of August, that weighed 21 pounds."  
*South Coventry, Conn., Feb. 27, 1875.*

HENRY ALBRO.

"Having tested your Fottler's Early Drumhead and also some varieties of other seeds, I can say with a clear conscience, that having kept house for twenty years we never had such cabbage or tomatoes as your seed produced for us."  
*Winfield, Iowa.*

WM. LANDER.



**FOTTLER'S EARLY DRUMHEAD.**

"My Fottler's Early Drumhead Cabbages were the wonder and admiration of all who saw them, for I had the only cabbages in the neighborhood; and they readily commanded 17 cents per head. Some of them weighed 20 pounds, trimmed ready to cook."  
*Farmington, Maine, March 11, 1874.*

GEORGE SPEAR.

"Your Marblehead, Fottler's and Red Drumhead Cabbages were all very large. They were the best cabbages sold in Pottstown Market. The people all wondered what place we bought the seed."  
*So. Coventry, Pa., Oct. 29, 1874.*

JOHN D. FRIES.

"Those Fottler's cabbages are the best I ever raised; not a plant failed of heading readily. I raised 100 heads that weighed from 10 to 21 lbs. per head."

EDWIN PHILLIPS.

*Ashfield, Mass., March 17, 1874.*

"The Fottler cabbage is my favorite. It headed up uniformly and splendidly."

N. A. TAYLOR.

*Houston, Texas, Feb. 9, 1874.*

"Your Fottler Improved Marblehead cabbages are raised with great success here, much better than that Dutch Drumhead Cabbage seed. It grows larger and stands the climate better."  
*Galveston, Texas, May 30, 1874.*

A. FLAKE & Co.

**LITTLE PIXIE, EARLY ULM SAVOY, SCHWEINFURT QUINTAL.** I recommend these three sorts as the best early Cabbages for family use. The first two are the earliest Cabbages grown, being each of them earlier than Early York. Little Pixie heads very hard, and all cook very tender and sweet. The Savoy's are the tenderest and richest flavored of all Cabbages, and for boiling are decidedly the best for family use, being much superior, if well grown, to the Drumhead and Cone-shaped varieties. Schweinfurt Quintal is decidedly the earliest of all the larger Drumheads; the heads attain to a diameter of from 10 to 18 inches, are very symmetrically formed, and are remarkably tender. When cooked they are very sweet, and quite free from any strong cabbage taste. They do not head hard, and being so very tender they will not bear transportation in bulk any distance without serious injury; hence I recommend it as a capital Cabbage for early use in the family, but not as a market Cabbage, fitted for all localities, though very valuable for this purpose where the market is near at hand. I write of these three Cabbages from personal experience, having tested them with more than twenty other varieties. Packages of each of these forwarded to any address at 10 cents each. (See engravings, Plate 1.)

**IMPROVED AMERICAN SAVOY.** This is the best of all the Savoy's for the general market. It grows to a large size, is as reliable for heading as the Stone-Mason or Premium Flat Dutch, and has as short a stump as either of these varieties. I heartily recommend it to all those Market Gardeners who grow Savoy's by the acre for the general market. (See engraving, Plate 1.)

**EARLY WINNIGSTADT CABBAGE.** No variety of early Cabbage, in my experience as a seedsman, has had a more regular and rapid growth in popularity than the Winnigstadt, which I attribute mostly to the fact that it is so remarkably reliable for heading even under very adverse circumstances; I have seen large areas head up hard, almost uniformly, though from the character of the soil when they were planted every cabbage grew stump-footed. The Winnigstadt is also a large sized cabbage among the early kinds, and probably the hardest heading of all

the conical varieties. In earliness it comes in about a week later than Early Oxheart. Should the soil of any of my farmer friends be of so sandy a nature that they find it extremely difficult to perfect any variety of cabbage, before bidding a final farewell to the cabbage family I would advise them to try the Winnigstadt. Planted in the latitude of Boston June 25th to July 1st, the Winnigstadt makes a good cabbage for winter use. (See engraving, Plate 1.)

**CANNON BALL CABBAGE.** This Cabbage is so called because the head is as round, and almost as hard and heavy, as a cannon ball. I pronounce it as forming the *roundest, hardest and heaviest* head in proportion to its size, of any cabbage known. It matures about ten days later than the Early York. While about all varieties of early cabbage make rather soft heads, this, though early, makes the hardest heading cabbage known. The heads when fully grown attain to the size of from six to eight inches in diameter. Put up in packages at fifteen cents each, or ounce packages at fifty cents each.

I present below a few extracts from the many letters received from customers, relative to my Marblehead Mammoth, Stone-Mason, Cannon Ball, Winnigstadt, Improved American Savoy, Schweinfurt Quintal, and Early Wyman Cabbages, etc. Please note what is said of the *quality* as well as *size* of my Mammoth Cabbage.

"My cabbages produced from seed purchased from you are the admiration of the whole neighborhood. In fact, all your seed are far superior to any ever introduced into this country, and any one has only to become acquainted with them to use no other."  
*Spring Cottage, Miss., June 7, 1875.*

J. M. FORD.

"From the Marblehead Mammoth seed I had the largest cabbages in these parts. Those Fottler's cabbages were the best I ever raised; not a plant failed of heading readily."

ELI SMITH.

*Roaring Springs, Pa., March 30, 1875.*

"In the spring of '74 I sent twenty-five cents to Marblehead, Mass., and received twenty-five cents' worth of Marblehead Mammoth Cabbage seed. The cabbages would surprise even a man 'raised on the Wabash.' 'Big,' 'busters,' 'smashers,' were the remarks of every one. We made a barrel of kraut, and the neighbors had hardly a cabbage as big as your fist."  
*Royal Centre, Ind., June 30, 1875.*

W. O. HOPKINSON.

"I raised the past season, from seed purchased from you, heads of Fottler's Early Drumhead that weighed 45 pounds apiece. I had an acre of Fottler's and Premium Flat Dutch that were the best lot I ever saw together. Scarcely a plant failed to head, notwithstanding the green worms were very bad about here."  
*Elmira, N. Y., Nov. 30, 1874.*

JOHN D. MILLER.

"I took the first premium at the State Fair on your Mammoth Marblehead Cabbage."

E. A. GRAHAM.

*Dallas, Oregon, Feb. 10, 1875.*

"The Mammoth Cabbage beats anything I ever saw. We had heads that would not go in a two bushel basket. They were worth twenty cents in market here when other cabbages were only five cents."

*Albia, Iowa, Feb. 3, 1875.*

JOHN A. ZIMMERMAN.

"The seed you sent me last year gave great satisfaction, particularly your Marblehead Cabbage. They were marvellous. They grew to the weight of 48 lbs. and 2 oz."

SAMUEL BAKER.

*Ottawa, Canada, March 9, 1875.*

"I exhibited at the fair of the Central Michigan Agricultural Society six cabbages (Marblehead Mammoth) from seed which I ordered from you on January 29th, none of which weighed less than thirty pounds, the largest weighing full forty pounds, and I received the first premium."  
*Lansing, Mich., Dec. 17, 1874.*

A. L. BOMS.

"I have grown the largest cabbage ever raised in this town from your Marblehead Mammoth seed; six heads from the patch made on an average over sixteen gallons of 'sour kraut.'"  
*New London, Ohio, April 8, 1875.*

W. A. DAY.

"But I would speak more particularly of your cabbages. The Marblehead Mammoth, the Stone Mason, Fottler's Early Drumhead, the Flat Dutch and the Improved American Savoy are the very best."

*Murray, Ind., March 1, 1875.*

WM. STOBIE.

"The Winnigstadt cabbage which we had from you was the best cabbage I ever raised. They were the hardest and most compact cabbage I ever saw."

GEORGE HINDA.

*Philipsburg, Pa., Jan. 5, 1875.*

"From the Mammoth Cabbage seed I received of you last year I raised the largest cabbages in these parts, also the sweetest and tenderest."  
*Smithfield, Ohio, Feb. 2, 1875.*

DELLAH H. NATION.

"You sent me a package last year of the Early Schweinfurt Quintal, and it was the best cabbage we ever raised. I could sell it readily at twenty-five cents per head. Some heads weighed 36 lbs."

*Orbisonia P. O., Pa., Feb. 6, 1875.*

GEORGE SWARTZ.

"I planted some of your Fottler's Drumhead and Early Winnigstadt last spring, and they were excellent, every plant giving a good head."  
*Beverly, N. J., Jan. 23, 1875.*

I. P. SHOEMAKER.

"I was much pleased with the Cabbage seed of last year, particularly the 'Little Pixie' for early use."  
 Mrs. B. M. EDELEN.  
 Bryantown, Chas. Co., Md., Feb. 13, 1874.

"The Cannon Ball was the finest early Cabbage I ever saw. Every plant made a head. All our neighbors who tasted or saw them pronounced them A. No. 1."  
 W. T. CHENEY.  
 Rosemond, Ill., Feb. 2, 1873.

Mr. J. M. Witherspoon, Sr., has growing upon his lot a cabbage which exceeds anything for size that we ever saw in that line. It covers a space of ground five and a half feet in diameter, and has leaves two feet nine inches in length and twenty-two inches wide. It is of the Marblehead variety, and is growing on white sandy soil.—*From the Apalachicola (Fla.) Times.*

"I must brag a little more on the Marblehead Mammoth cabbage. From nine heads I received \$18. They took first and second premiums. From the one ounce I made \$100; selling single heads at 25 cents per head, \$2 per dozen."  
 JOHN MARTIN.  
 Parkville, Mo., Feb., 2, 1874.

"I have got out and heading up nearly 40,000 cabbages from seeds obtained of you—the largest cabbage crop ever grown in the state. They are looking splendidly."  
 H. M. STRINGFELLOW.  
 Galveston, Texas, Oct. 27, 1874.

"Your Wyman Cabbage is the Cabbage for this place. I transplanted in April 300 plants, commenced to sell on 12th of July; on the 25th of September had sold 2550 lbs. at 5 cts. per lb. They weighed from 5 to 13 lbs. each. I do not write this as an advertisement, but to say that I have faith in your seeds."  
 CHARLES MAYNARD.  
 Hay Fork, Cal., Nov. 20 1873.

"I grew a head last season (Marblehead Mammoth Cabbage) weighing 35½ lbs., and took the premium at our County Fair."  
 R. V. BOGERT.  
 Beaver Dam, Wis., March 16, 1870.

"I received last year the seed of your Marblehead Mammoth Cabbage, and was much pleased with them. I raised one weighing 41 lbs."  
 WM. R. GRINNELL.  
 Levanna, N. Y., Feb. 4, 1870.

"I raise 10,000 to 20,000 Cabbages a year. Your Little Pixie and Fottler's were No. 1 with me last year. Pixie ten days earlier than Early York side by side."  
 HERMON GLASS.  
 Hanford's Landing, N. Y., April 2, 1870.

"From one package of your Winnigstadt Cabbage last year I raised more good cabbages than for twenty years before of all other kinds. All your seeds were good and true."  
 JESSE F. BAILEY.  
 Washington, N. H., Feb. 12, 1870.

"Your Stone-Mason is the most excellent cabbage I have ever seen. The Schweinfurt Quintal is No. 1 for an early cabbage, being white, crisp and tender, and heads remarkably well."  
 K. W. NOYES.  
 South Haven, Mich., April 24, 1870.

My customers at the South will please observe the following:

"Your Stone Mason cannot be beat for early Spring. I have raised them to weigh 16 lbs. Our inhabitants never saw such large ones grow South before."  
 J. S. STEBBINS.  
 Riceboro, Ga., Aug. 8, 1874.

From the Pensacola (Florida) Express, May, 1873.  
 "I send you to-day, a cabbage grown on pine land, weighing sixteen pounds, and that you may not think this has been grown only for exhibition, I would be happy to have you come out to my farm, and take a look at my 'crop,' where I can show you a great many vegetables of just as fine quality. This cabbage was grown from seeds from J. H. Gregory, of Marblehead, Mass., which were sown in July last, and planted out in November, the ground thoroughly broken up and subsoiled."

"Mr. H. J. Van Pelt, of Mandarin Point, Florida, has been very successful in vegetable raising. Yesterday he deposited in our office a cabbage which weighs 38 pounds. It is solid and perfectly formed, of the Marblehead Mammoth variety. The seed were sown in September last, transplanted in October on an area of three-fourths of an acre, fertilized with 500 pounds of Fish Guano, procured of Mr. J. W. Hawkins, of this city, composted with swamp muck, and applied broadcast and in the hill. He commenced marketing the first of April and finished yesterday. The cabbage have varied from 10 to 20 pounds in weight. Total receipts from three-fourths of an acre, over \$400. The seed was procured from Mr. Gregory, of Marblehead, Mass., who makes cabbage a specialty."—*Jacksonville [Florida] paper, May, 1873.*


"I think it would be a difficult matter to find a finer lot of Cabbages than those I have growing from the Little Pixie, Cannon Ball and Winnigstadt seeds obtained from you in the winter."  
 WALTERBORO, S. C., May 17, 1873.

"The paper of your Mammoth Cabbage seed sent me last summer was duly received, and from them I raised the largest and finest cabbages that I have ever grown, in a trial of about 40 years."  
 GRIFFIN, GA., Feb. 24, 1871.

"I send enclosed a slip from the 'Galveston News,' showing the style of Cabbage your Mammoth produced this winter. The heaviest weighed 20 lbs., which far exceeds anything raised here before."  
 GALVESTON, TEXAS, Jan. 6, 1870.

"Your Marblehead Mammoth Cabbages are wonderful! they grow to the size of an umbrella."  
 PALERMO, KANSAS.

"The Mammoth Cabbage was the largest and best I ever saw,—a great many came from miles around to see them. Both this and the Mammoth Sweet Corn proved first rate. I bought one paper of common drumhead cabbage seed at the store, and sowed this and your seed both the same day, set out the plants all one day, cultivated and hoed all alike, and the result was that every plant from your cabbage seed headed well, some so large you could hardly squeeze them into a bushel basket, while of others not more than one in ten ever headed at all, and what did were of very inferior quality."  
 HANCOCK, MO.



### Canada Victor Tomato.

Three years ago I had the pleasure of introducing to the public this choice, new tomato. This tomato will be found to excel in the most desirable characteristic, of having much of the fruit ripen at once, so that it is not only remarkably early, presenting ripe fruit before other varieties, but remarkable also, in excelling all others in earliness of ripening the great bulk of the crop, a trait of great value to the market gardener.

What the public have very generally found it to be, will be pretty conclusively shown from the testimonials that follow which I have extracted from letters of commendation which my customers have sent me. The result of a third year's test of its merits on a large scale, has been a thorough endorsement of

the good qualities shown in former trials, when I found it the earliest of twenty-five varieties. The fruit was not only the earliest of all, but in nearly all locations, of large size, symmetrical and handsome, while in ripening it had no green left around the stem, a great fault with many kinds otherwise good. The fruit was heavy, full meated and rich, between round and oval in shape, and red in color; it was distributed very evenly on the vines.

I offer headquarters seed this season by the package; ounce and pound. For seed of my own growing, saved from selected specimens—per package, 10 cents; per ounce, 75 cts.; per lb. \$10. I have again had a special selection of seed stock made for me, from a crop grown in Canada, by the originator; a few bushels of the very earliest being selected for seed from a field of two acres. This seed is 15 cents per package, and \$1.50 per ounce. Dealers supplied at a discount.

I invite attention to the very general stress made in these extracts not only to the earliness but also to the fine flavor of our new tomato. I first invite attention to a communication from the gentleman who originated the Canada Victor Tomato, Mr. S. H. Mitchell.

"I have grown the Victor Tomato now for 8 years. It is a cross between Cook's Favorite and Large Red. I have taken special pains to save no seed except from the earliest and very best shaped tomatoes; this has made a decided improvement upon it. With me, it is fully a week ahead of anything I have tried, and I have tried nearly all kinds. The Early York and Hubbards Curled are the earliest with me, but are fully a week behind Victor. I have tried Orange Field, Maupay's Superior, Cedar Hill, Key's Prolific, Cook's Favorite, Hathaway's



Excelsior, and, in fact, every kind that I thought was likely to succeed. The Victor Tomato is a very solid tomato, weighing 60 lbs. to the bushel, plump weight. It is first class in point of flavor. Moreover it has the remarkable quality of keeping its flavor late in the season; what I mean is, that when ripened in cool, wet weather, it is of fair flavor when other varieties are quite insipid, and almost or quite useless. This, in part, is accounted for from the fact that it seldom cracks open like other tomatoes, but keeps sound. This is a very valuable feature to us here, where our seasons are short, and are troubled with frosty nights, sometimes every month in the summer. If you wish to make use of any of my statements you are at perfect liberty to do so."

Ontario, Feb. 24, 1873.

S. H. MITCHELL.

"Your Canada Victor Tomatoes beat anything I ever saw in the tomato line, being very early and very solid, good flavor, abundant bearers, being everything I could wish them to be, and more than I expected them to be."

HELEN M. PAUL.

Williamstown, Feb. 20, 1875.

"The Canada Victor Tomato stands before all others of my acquaintance for quality, earliness and productiveness. My first ripe ones were picked June 20."

H. S. R. JONES.

Osage Mission, Kansas, Feb. 15, 1875

"I must say a few words about your Canada Victor Tomato. I bought of you two papers and realized over fifty dollars on the two papers. They are two weeks earlier than any I have ever planted."

Kearneysville, West Va., Feb. 17, 1875.

WM. SMAGRUDER.

"Those Canada Victor I got of you did so well last year that I want some more this year. I had nice ripe tomatoes the 17th of July, and a plenty of them."

MRS. GILMAN SMITH.

North Bethel, Me., Feb. 10, 1875.

"The Canada Victor Tomato that I got of you last spring gave great satisfaction. I had about twenty plants and they bore tomatoes enough for three ordinary families. They surpass any tomato for earliness that I have tried, and I have tried a good many kinds, and for sweetness and flavor they can't be excelled."

MRS. JANE P. JOHNSON.

Briscoe Run, West Va., March, 1875.

"We planted your Canada Victors last year for the first time, and had complete success. They are well adapted to our cold climate."

Hyde Park, Vt., March 12, 1875.

V. D. FITCH.

"I find your Canada Victor Tomato all that you claim for it. It is a splendid Tomato."

WM. H. KING.

Rushville, Ill., March 8, 1875.

"I think your Canada Victor cannot be equalled by any tomato in the market for largeness of size, richness of taste and earliness."

Grand Lake Stream, Maine, Oct. 25, 1875.

MARTIN BUTTER.

"A few words for the Canada Victor Tomato. We think they can't be beat. (I sent to you last year for a package of seeds.) They are the earliest Tomato I have ever cultivated. They continued to bear and ripen perfectly until killed by hard frosts. I shall cultivate no other Tomato."

N. H. MONTEITH.

Lancaster, Ohio, Jan. 27, 1875.

"Let me give you my experience and observations with your Canada Victor Tomato. The fruit is little above medium in size, compact and solid, does not crack like many others, and less subject to rot than the Large Red, the variety usually cultivated in this locality. It is also very productive, and by two weeks earlier than any I have yet tried. This characteristic feature makes it a very desirable tomato for the market gardener. Besides it has other merits, as uniformity of ripening, &c. Since I have become acquainted with it I shall cultivate it largely. In my opinion it is eminently worthy of every gardener's attention who endeavors to supply his customers with an early article."

New Orleans, La., Jan. 14, 1875.

EDWARD HILS.

"Your Canada Victor is unsurpassed for earliness and quality, and for hardiness beats all we ever saw. Other tomatoes were killed to the ground with the frost and the Victor still stood its ground two weeks longer. We ask no better for family use."

Manhattan, Riley Co., Kansas, March 26, 1874.

T. H. CAPEM.

"I was greatly pleased with the 'Canada Victor' Tomato the past summer. It ripened up the evenest and had the best flavor of any kind yet; planted on pretty rich ground and had a very large crop. I shall not plant any other kind the coming spring, as it fills the bill; 25 seeds for 25 cents proved a good investment."

Neenah, Winnebago Co., Wis., Dec. 24, 1873.

J. W. TOBEY.

"CANADA VICTOR. We tried this new tomato last season, and our opinion is that it will occupy the same place as an early variety that the Trophy does as a medium and late sort. It is the most uniformly smooth of any of the flat varieties—is very solid and ripens up to the stem without a green spot. We expect to have a good many acres in tomatoes the coming year, and shall plant but two sorts, Canada Victor and Trophy. We are satisfied that we have found the best sorts for our use, and shall experiment no more."—W. F. Massey in Am. Farmer, Feb., 1874.

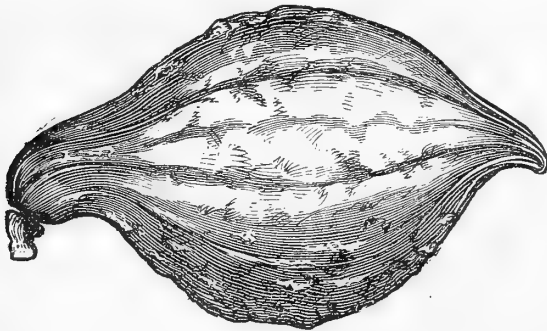
"I had a package of 'Canadian Victor Tomato' from you last year, which gave great satisfaction, and I think stands fall frost better than any other variety. After my neighbors lost theirs, all frozen down, the Canadian Victor grew and ripened for over two weeks."

Armow P. O., Ontario, Mch. 25, 1874.

ALEX'R GARDNER, P. M.

## The Hubbard and American Turban Squashes, &c.

THE HUBBARD SQUASH. As the original introducer of the Hubbard Squash, I offer to the public seed taken from squashes



THE HUBBARD SQUASH.

grown specially for seed. Let me not be understood as saying my seed is perfectly pure, for, as every farmer who has had experience knows, perfect purity in the Squash family is impossible; but the seed I raise is nearly perfectly pure,—as near as the utmost care by isolation for years can make it, and the great difference in purity between this and the average seed of the market, every farmer who has tried it knows.

AMERICAN TURBAN SQUASH. I have sent this fine Squash out as the best of all fall squashes, as good for fall as the Hubbard is for winter. The type of the Turban is not so fixed as that of the Hubbard (the French Turban, Acorn, Hubbard, and Marrow, having originally entered into its com-

position); but though occasionally a poor Squash may be found, let it be but fairly tested and beyond all question it will rank by far the dryest, the sweetest, the finest grained and richest flavored of all fall Squashes.

I have full faith that the Turban will soon be adopted throughout the United States as the best of all fall Squashes.

I note that by one or more of the Philadelphia seed firms the Turban Squash is spoken of as a showy variety of but little value for domestic use. It is very evident that they have confounded the showy but worthless French Turban with the American Turban Squash. I give extracts from a few letters which show how the American Turban is appreciated.

### American Turban.

"I think your Turban Squash is the best fall squash I ever ate. We had them till January, and my neighbors that tried them said they were the best squashes they ever saw."

LEVI B. SIBLEY.

Windsor, Me., April 4, 1875.

"I unhesitatingly pronounce the Turban Squash the very best squash that grows. I have kept them into January."

Greenvale, Iowa, March 24, 1875.

MRS. MARTHA WOLF.

"Your American Turban Squash beats any I ever saw, and my neighbors who tested it say it is the best squash they ever saw."

Clyde, Ohio, Feb. 17, 1873.

P. T. PATRICK.

"The American Turban Squash is just the thing it is represented to be. One squash is worth a dozen eggs in the way of making egg-custards, and no person should be without them that likes something good to eat."

S. E. RANKIN.

Shady Grove, Washington Parish, La., July 30, 1872.



**MAMMOTH SQUASH.** Mammoth Squashes, though of but little value for table use, on rich land in those sections where roots are but little cultivated, are very profitable as food for cattle. I give the substance of letters received from a few of my correspondents, that my friends may be able to compare notes. A half acre of these Squashes have averaged 75 lbs. in weight.

"I bought a paper of Mammoth Squash seeds from you, and I don't know how many squashes I raised from them, but one thing I do know,—I raised four, one weighed 174 lbs., one 125, one 120, and the other 94 lbs. I took four to our county fair and took the premium, then sold the seed at the fair; and the amount I received at the fair was \$21.92. Now this is truth and can be proven by hundreds."  
ALLEN SPACE.  
*Redbank, Pa., March 20, 1875.*

"From the package of Mammoth Yellow Chili Squash seed had of you last spring, I can report several squashes weighing over 100 pounds each, and one weighing two hundred and thirty-eight pounds (238), this, too, notwithstanding a very cold, wet season."  
W. HESTER.  
*Vanbreter, Iowa, October, 1875.*

"From Mammoth Chili Squash seed purchased of you last season, I raised the largest Squash ever seen in this part of the world. It weighed 143 lbs. I had several weighing over 100 each. They grew on our natural soil without any extra care."  
W. A. DAY.  
*New London, Ohio, April 8, 1875.*

"I had good success in raising Mammoth squashes last year from seed I got from you. I had three that weighed 115½, 137 and 139½ lbs., and several others from 75 up to 104, all from three vines."  
JAMES ARNOLD.  
*Farm Hill, Minn., March 4, 1875.*


Mr. H. A. Barnes of Fair Haven, Ct., writes:—"I obtained French Mammoth Squash seed, with your name on package, in New Haven, and from this I raised two squashes, one weighing

193 lbs. and one 185 lbs., and they were a curiosity here." Mr. John Lehn, of Williamsville, N. Y., writes: "I raised a Mammoth French Squash from the seed I had of you last season, that weighed 130 lbs., and one this season that weighed 186 lbs." Mr. Alvin Ginn, of Boyer River, Iowa, writes: "I raised one Squash of the French Mammoth measuring 7 feet 3 inches in circumference and weighing 169 lbs." Mr. W. H. Spera of Ephrata, Pa., states that he let but one Mammoth Squash grow on a vine, and that weighed 210 lbs. Mr. G. Hindley of Monticello, N. Y., writes that he allowed four to grow, and they weighed respectively 101, 100, 64 and 40 lbs. Mr. L. G. M. Smith, of Nassau St., N. Y., writes,—"I raised a Mammoth French Squash from the seed I had of you last season, that weighed 156 lbs., which I sold for \$10." But Mr. James Rister of Bethany, Missouri, takes the palm from all of us. He writes—"I must brag a little, for I believe from the seed I had of you I raised the largest Squash in the world; it weighed over 300 lbs! On two vines I had 32 Squashes, the least weighed 40 lbs., and from that up to over 300; the largest measured 11 feet 6 inches in circumference." Mr. Rister adds,— "these grew on our natural soil, without manure; I can hardly expect you to believe this, but I can bring two witnesses to prove it." I presume Mr. Rister grew these on some rich, river-bottom land. Mr. J. S. Witherspoon of Siverly, Ohio, writes:—"I raised from five seeds of the Mammoth Squash, got of you, over 780 pounds of Squashes; one weighed 131 lbs." Mr. Jonas Teachout, of Sterling Centre, N. Y., writes, "I raised one Chili squash that weighed 192 lbs."

I hold these at 15 cents a package.

## Tailby's Hybrid Cucumber.

I present my customers this season with an engraving of the fine new cucumber, Tailby's Hybrid. Mr. Tailby made



this new variety by his skill and perseverance in crossing the Early White Spine on one of the largest of the English Frame

varieties. These English Frame cucumbers are much larger than our American varieties, some of them growing to thirty inches in length, but they are so tender that they cannot usually be relied upon in open air cultivation in this country. In Tailby's Hybrid however, we have a perfect success in hardiness, as it proves to be equally hardy with our American varieties. In size it is much larger than White Spine, while it retains all the smooth beauty of its English parentage. In yield it is unsurpassed by any, and equalled but by few of our most prolific sorts. A crop of them for size, beauty and number is a sight to behold. Price, 15 cents per package.


## Cold Frame and Hot Bed.

Early tomato plants in a small way may be raised in flower pots or boxes in a warm kitchen window; so also may egg plants and peppers. When raising them in the house, the pot or box containing the seed should be placed quite near the stove for a few days, and the soil be kept well moistened until the plants begin to break ground, when they may be removed to a warm window. It is best, if practicable, to have but one plant in each pot, that they may grow short and stocky. If the seed are not planted earlier than the middle of April for out of door cultivation a cold frame will answer. Cold frames are extensively used by market gardeners to carry lettuce and cabbage plants through the winter. Select the locality in the fall, choosing a warm location on a southern slope, protected by a fence or building on the north and northwest. Set posts in the ground, nail two boards to these parallel to each other, one about a foot in height and the other towards the south about four inches narrower; this will give the sashes resting on them the right slope to shed the rain and receive as much heat as possible from the sun. Have these boards at a distance apart equal to the length of the sash, which may be any common window sash for a small bed, or the length of a usual gardener's sash. If common window sash is used, cut channels in the cross bars to let the water run off. Dig the ground thoroughly, (it is best to cover it in the fall with litter to keep the frost out,) and rake out all stones or clods; then slide in the sash and let it remain closed three or four days that the soil may be warmed by the sun's rays. The two end boards and the bottom boards should rise as high as the sash to prevent the heat escaping, and the bottom board of a small frame should have a strip nailed inside to rest the sash on. Next rake thoroughly in guano or phosphate or finely pulverized hen manure, and plant in rows two to six inches apart, depending on whether the plants are to be allowed to remain or are to be transplanted; if the latter then two inches will be sufficient distance. Thin out the tomato plants when quite small, but allow peppers to remain rather thick at first by reason of danger from depredations of the cut worm. As the season advances, raise the sashes an inch or two in the middle of the day and water freely at evening with water that is nearly of the temperature of the earth in the frame. As

the heat of the season increases whitewash the glass, and keep them more and more open until, at about the close of May, just before the more tender varieties are set in open ground, allow the glass to remain entirely off both day and night, unless there should be a cold rain. This will harden them so that they will not be apt to be injured by the cabbage beetle, as well as chilled and put back by the change. If the tomato plants have been well hardened, the stalks will be of a red color. Should the plants be getting too large before the season for transplanting, they should be checked by drawing a sharp knife within a couple of inches of the stalk. If it is desirable to dwarf the tomatoes and thus force them into a compact growth, transplant into another cold frame, allowing each plant double the distance it before occupied.


The structure and management of a Hot Bed is much the same as that of a Cold Frame, with the exception that being started earlier the requisite temperature has to be kept up by artificial means, fermenting manure being relied upon for the purpose, and the loss of this heat has to be checked more carefully by straw matting, and in the far North by shutters also. The front and back are also made higher than in a cold frame.

Horse manure with plenty of litter and about quarter its bulk in leaves, if attainable, all having been well mixed together is thrown into a pile, and left for a few days until steam escapes, when the mass is again thrown over and left for two or three days more, after which it is thrown in the pit (or it may be placed directly on the surface) from eighteen inches to two feet in depth, when it is beaten down with a fork and trodden well together. The sashes are now put on and kept there until heat is developed. The first intense heat must be allowed to pass off, which will be in about three days after the high temperature is reached. Now throw on six inches of fine soil, in which mix a very liberal supply of well rotted manure free from all straw, or rake in thoroughly superphosphate or guano, at the rate of 2000 pounds to the acre and plant the seed as in cold frame. Keep day temperature 70 to 80 degrees and don't allow it to fall below 55 degrees at night. If the temperature exceed 75 degrees the plants are liable to grow spindling and weak. Do not move the sashes to give air immediately after removing the mats in the morning, least the young plants damp off.



**Cream-Fleshed, Sculptured-Seeded Melon.**

In size about medium, color much like Phinney's, but darker and more regularly striped; flesh very tender and melting, sweet and delicious. Melons quite thin shelled, but first-rate keepers notwithstanding. The seed present a singular appearance, as though engraved with oriental characters. Price 10 cents per package.



**Hardy Ridge, or Prescott, Melon.**

Probably not one person in a hundred seeing the Hardy Ridge when growing would take it for a melon. Nevertheless it is a melon, and one of the *very best quality*, too. A very popular variety in the markets of London and Paris, the wonder is it has not before this been introduced into the United States. It is prolific, grows to a very large size, is of splendid quality,—being equal to the best cantaloupes, while it is by far the *thickest meat* of all melons, being in fact very nearly solid and having but very few seed. Price, 25 cents per package.

## RARE, NOVEL, OR VERY DESIRABLE.

Among the New, Rare or Desirable Vegetables, I would call particular attention to the following.

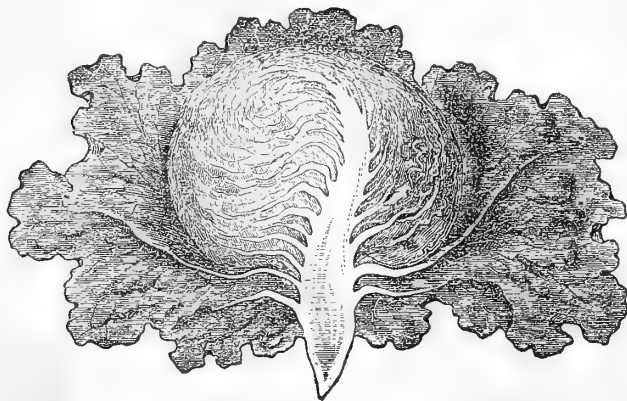
While most of these new and rare vegetables will be found to be of universal value, others may vary in quality with the soil and locality. As a general rule we are not rendered capable of passing judgment on a new vegetable by the result of a single trial. Oftentimes the most we learn from the result of planting one season is what are *possibly* the merits or demerits of it; a second may develop what are *probably* its merits or demerits; and usually a third season will be required to enable us fully to determine its value, and give the new-comer its true place in the vegetable garden. Take Mexican Sweet Corn for an example; should the first season of experiment be wet and cold at the time it matures for table use, this variety being more sensitive in its habits, than the old standard sorts, may be more affected in its quality than they, and not superior to them in sweetness. Now let the next season be a hot and dry one, and the same corn, having a season more congenial to its tropical origin, will develop its full quality and demonstrate its full claim to the rank given it in my catalogue. So with many of the varieties of our Tomatoes; from an extended cultivation of many kinds, I am fully convinced that though some have been overpraised, yet with a majority an experience of three years would reverse or greatly qualify the hasty opinions often expressed of them, from a trial of but a single season.

**New Vegetables for 1876.** The following are the more rare and valuable vegetables which I introduce into my catalogue for the first time this season.

|   | Price per P'k'ge | Price per P'k'ge |
|---|------------------|------------------|
| QUAKER SWEET CORN. This is a late variety. It is the sweetest white variety I have yet found. Kernels resemble closely Stowell's Evergreen.....   | 15               |                  |
| TRIUMPH CORN. This variety was sent me two or three years ago and proved very sweet, though the locality where it grew hardly favored its best development. Given a fair chance last season it proved to be well worthy the attention of the public, the ears being of good size and remarkably rich and sweet. It is highly recommended by growers who have tested it...   | 15               |                  |
| CUCUMBER—"TENDER AND TRUE." This new frame cucumber is sent out for the first time this season by Messrs. Carter & Co., the English seedsmen. Very symmetrical in shape, with scarcely any neck; grows to a length of from 24 to 30 inches. The color is of a beautiful deep green shade. The flavor is excellent. A free bearer.....package of 5 seeds   | 50               |                  |
| FERN LEAVED PARSLEY. A most beautiful thing. Invaluable as a decorative plant. Resembles a beautiful moss.....  | 25               |                  |
| ALL-THE-YEAR-ROUND LETTUCE. Very hardy, crisp eating, and compact. May be sown for succession all the year round.....   | 15               |                  |
| DANVERS CARROT. A splendid cross between the stump rooted Short Horn and Long Orange. Has yielded forty tons by the acre.....per oz. 30 cts.  | 10               |                  |
| SILVER-HULL BUCKWHEAT. A new variety offered as an improvement on the common Buckwheat. The grain is of a grey color, while the corners are much less prominent and the husk is thinner, thus saving fifteen per cent. of waste in the process of manufacturing. Messrs. Platt & Barnes, proprietors of Buckwheat Mills, certify, "We regard the Silver-Hulled Buckwheat as the best we have ever seen, and should judge it will make from three to five pounds of flour and of better quality per measured bushel than the ordinary buckwheat." One pound, by mail, 35 cts.; 4 lbs., \$1.00; per peck, by express, \$1.25; bushel, \$4.00..... |                  | 10               |
| CHINESE HULLLESS OATS. These thresh directly from the straw, as clear as wheat, without a particle of hull or chaff adhering, the grain being much larger than common oats when hulled, and weighing as high as fifty-five pounds to the measured bushel. Earlier than the common varieties of oats. 2 lbs., \$1.00; per bushel of 32 lbs., by express, \$4.00.....   |                  | 25               |
| MARBLEHEAD DUTCH CABBAGE. My customers will find this an improvement on the common Flat Dutch, in its producing a remarkably symmetrical, round and handsome head; firmer and harder than the ordinary Flat Dutch.....per oz. 50 cts.   |                  | 15               |
| HENDERSON'S EARLY SUMMER CABBAGE. This is the earliest of the Drumhead varieties, Early Schweinfurt, perhaps, being an exception. An excellent variety for market gardeners.....  |                  | 25               |

|   | Price<br>per<br>P'k'ge |   | Price<br>per<br>P'k'g |
|---|------------------------|---|-----------------------|
| WHITE PEA BEAN. As every farmer knows, the bean known in the market as "Pea" Bean though very small is not spherically round. This variety is on the contrary globular in form, having precisely the shape of the common pea.....   | 15                     | SNAKE CUCUMBER. A very long variety, (I have raised them six feet in length,) growing coiled up, having much the appearance of a large snake. Fine specimens will sometimes bring \$5.00 each as curiosities.....   | 20                    |
| YARD LONG BEAN. A curious bean of very dark and glossy foliage. The pods grow two feet and upwards in length.....   | 15                     | IMPROVED LONG GREEN PRICKLY CUCUMBER. This is the largest of the Long Green varieties; very long and very handsome.....   | 10                    |
| BERBERRY SEED. For details, see page 14.....  | 10                     | DANDELION, NEW LARGE LEAVED.....  | 15                    |
| EGYPTIAN BEET. This new beet is probably the earliest kind yet known; is dark in flesh. It is highly esteemed by our best gardeners for a first early. A week earlier than Bassano. 25 cents per oz.....  | 10                     | VERY EARLY DWARF EGG PLANT. A new French variety of Long Purple. Earliness in the egg plant family is exceedingly desirable, and in this new sort we have an acquisition....  | 15                    |
| BASTIAN'S EARLY BLOOD TURNIP BEET. A new Philadelphia Beet, which is earlier than Bassano with a beautiful blood-red color when boiled. Very handsome in shape. Market gardeners had better try this.....   | 10                     | SCARLET CHINA EGG PLANT. Highly ornamental.....   | 15                    |
| CRANE'S EARLY WYMAN CABBAGE. Market gardeners will find this very solid strain of the Wyman Cabbage an improvement in making harder heads than the common sort.....   | 25                     | BONNET GOURD, DISH CLOTH GOURD OR LUFFA. The peculiar lining of the fruit, so tough, elastic and enduring, has given it its name. The vine is very ornamental, having dark green foliage with silvery shade, and large yellow blossoms in clusters. It requires a frame or support. The seeds should be started in hot bed.....   | 15                    |
| CARTER'S LITTLE PIXIE SAVOY. This closely resembles the Little Pixie in earliness and size, while it has the rich, marrow-like flavor of the Savoy.....   | 10                     | ORNAMENTAL GOURDS. The packages contain seeds of Apple, Orange, Pear, Quince, Bottle, Egg, and other varieties. Peculiar, attractive and ornamental.....  | 10                    |
| MARBLEHEAD MAMMOTH CABBAGE. For a description please see fifth page.....  | 25                     | SUGAR TROUGH GOURDS. These grow to the capacity of several gallons, and will last years as sap vessels, or for holding liquids.....   | 15                    |
| ITALIAN EARLY GIANT CAULIFLOWER. (Autumnal.) Extra fine, large, white headed and early. This is the autumnal variety which is so highly productive in northern climates..   | 25                     | KINGHOLM COS LETTUCE. The finest form of the Paris Cos type; it stands the summer heat after the other varieties have run to seed, and heads in without tying.....  | 10                    |
| CARTER'S DWARF MAMMOTH CAULIFLOWER. A new prize English sort, very large and quite early.....   | 25                     | TRUE BOSTON CURLED LETTUCE. Good, (but not of the best in quality,) and the most elegant of all the Lettuce family in its habit of growth. It has the form of a rosette. Very popular.....  | 10                    |
| EXTRA EARLY DWARF ERFURT CAULIFLOWER. (Seed specially selected.) Very early, hardy, dwarf and compact; larger than Walcheren. The best for forcing and for general purposes as an early variety. Its compact habits admit of a large number being raised on a given area.....   | 50                     | CHRISTIANA MELON. (Pure.) I offer this season a pure stock of this remarkably early and very choice melon.....  | 10                    |
| BOSTON MARKET CELERY. This is the short, bushy, compact, solid celery, for which Boston Market is so famous.....  | 10                     | HARDY RIDGE MELON. (Refer to page 10) This melon is the one most common in the markets of London and Paris. In shape, it resembles a cheese pumpkin and grows very nearly as large. It is the thickest fleshed of all melons, very hardy and remarkably prolific.....   | 25                    |
| CHUFAS OR GROUND NUTS. These very closely resemble in sweetness and richness of flavor a cocoa nut. Very prolific, a single one yielding over two hundred.....  | 15                     | IMPROVED CANTALOUPE MELON. A very early, thin fleshed, large round Cantaloupe. Worthy a trial, as it is very prolific and yields more profit than any other early market sort....   | 15                    |
| GOLDEN SWEET CORN. I grew this peculiar corn some years ago; lost the seed by accident, and have now re-found it. It is early, ears of good size. It is perfectly unique and differs in appearance and flavor from every other variety, having the peculiarity of combining the richest flavor of the field corn with the best qualities of the sugar corn. Sweet, tender and delicious; preferred by many to every other kind..... | 10                     | SHAW'S GOLDEN SUPERB MELON. This is indeed a superb melon, not in size, for it is small, too small in most localities for a market sort, but for family use, where quality is the great desideratum, it much excels the green citron and cannot be surpassed. It is very prolific.....  | 10                    |
| PRATT'S EARLY CORN. This is the earliest corn of marketable size. It is an acquisition for marketmen as a first early to come in before Crosby's, Moore's or Narragansett. The ears are of a fair market size, well filled.....   | 10                     | SILL'S HYBRID MUSKMELON. This has all the earliness and sweetness of the White Japan, but is more spicy and delicious. Very vigorous and productive. The flesh is of Salmon color. No gorden should be without it.....  | 15                    |
| MAMMOTH FIELD CORN. A white field corn claimed to be the largest kind raised in the Western States. From twenty to forty rowed. Ears, when dry, weigh a pound and a half....  | 10                     | WARD'S NECTAR MUSKMELON. Editors of "Hearth and Home" state, "both this year and last, Ward's Nectar, in point of sweetness and flavor, was the best of the several varieties tested."  | 10                    |
| MEXICAN SWEET CORN. I send this out, after a thorough trial of several years and a rigid comparison with all standard sorts, as one of the sweetest and tenderest of all varieties of sweet or sugar corn.....  | 15                     | PHINNEY'S WATERMELON. This is one of the varieties I have introduced. Red-fleshed, early and excellent. Those who could not succeed with other kinds of watermelons have succeeded well with this. It stands transportation remarkably well.....  | 10                    |
| MAMMOTH SWEET CORN. My Mammoth has taken the first prize at two of the Annual Exhibitions of the Massachusetts Horticultural Society, the ears exhibited weighing, as gathered from the stalk, between two and three pounds each. This is a very sweet corn for family use.....   | 15                     | SCULPTURED SEEDED CREAM FLESHED WATERMELON. A new melon from Japan. The flesh, which is very sweet, is of a delicate cream color. The seed are singularly sculptured with marks resembling oriental characters.....   | 10                    |
| GENERAL GRANT CORN. This is the sweetest of all the late varieties I am acquainted with. The ears are very large and the kernels shrink wonderfully when dry.....   | 10                     | GIPSEY MELON. (New.) A remarkably large watermelon, growing half as large again as Mountain Sweet. Very productive, and of excellent quality. A favorite melon in New Jersey for the northern market.....   | 10                    |
| TAILBY'S HYBRID CUCUMBER. This new cucumber is a perfectly successful cross between the White Spine and a variety of the large English sorts. As prolific as the White Spine, it grows to a larger size, and is well worthy the attention of amateurs and the market gardener.....  | 15                     | NEW GERMAN WATERMELON. This is by far, the earliest of all varieties of Watermelon, ripening about a fortnight earlier than Mountain Sweet. It is about the size of a two quart measure, but is so exceedingly productive that the same weight of crop can be grown on the same area, as of the larger sorts. Quality medium.....   | 10                    |
| RUSSIAN NETTED CUCUMBER. A native of the Ukraine country and very prolific; surpasses all others in hardness; middle size, flesh white, and the skin is covered with a pretty brown network which imparts to the fruit a peculiar as well as a handsome appearance.....   | 15                     | NEW QUEEN ONION. I find that this new onion is decidedly the earliest of all varieties. It does not grow to a very large size, but sufficiently large to bunch while green, and with extra liberal manuring I doubt not it will make a good sized onion when dry. I think by planting the seed of this, market gardeners will get as early an onion as by planting the setts..... | 15                    |
| NORBITON GIANT CUCUMBER. This is one of the frame varieties, sent out by the English seedsman as "The finest, longest and most prolific cucumber cultivated".....   | 25                     |   |                       |

|   | Price<br>per<br>P'k'ge |   | Price<br>per<br>P'k'ge |
|---|------------------------|---|------------------------|
| WHITE GLOBE ONION. This, when well grown and well cured, is the handsomest of all onions, and will bring over double the price of any other sort in the New York market. It requires a long season in the North, and to keep the color pure white should be pulled as soon as it begins to dry down and be cured in the shade, say in a barn where there is a good draught of air.....      | 15                     | DWARF BRITANNY PEA. A new French Dwarf, sugar and string pea. Vines about eighteen inches high; pods very large; early.....   | 15                     |
| MAMMOTH TRIPOLI ONION. One of the largest of the foreign varieties, which excel our standard sorts both in mildness of flavor and in their great size.....  | 15                     | BLUE PETER PEA. A new Dwarf English Pea, as early and as dwarf as Tom Thumb. Pods larger than Tom Thumb, and Peas larger and richer flavored.....   | 15                     |
| NASBEY'S MAMMOTH ONION. One of the Messrs. Carter's new Italian Onions, excelling in size and mildness of flavor....  | 10                     | CARTER'S EXTRA EARLY PREMIUM GEM PEA. A new, early, dwarf, wrinkled pea, sent out this season by Messrs. Carter & Co., seedsmen of London, England, as an improvement on Little Gem, being more robust in growth, bearing larger pods and an earlier variety.....                   | 15                     |
| GIANT ROCCA ONION. This is a Mammoth Onion sent out by one of the English seed firms. To get the fullest development of size it should be grown for setts the first season, then stored to be planted for a second season's growth.....   | 10                     | TREE PUMPKIN OR ZAPPALITO FROM BRAZIL. This is of a bushy habit of growth and bears its fruit in a cluster near the root of the vine, eight or ten to the plant. Fine grained and excellent for pies.....   | 15                     |
| DEGRACE PEA. This new Dwarf German Pea is the earliest pea yet introduced, being a week earlier than Carters' First Crop. More dwarf than Tom Thumb.....  | 20                     | "NIGGER PUMPKIN." This is a true strain of the old fashioned black warted shelled pumpkin of old times.....   | 10                     |
| FILLBASKET PEA. A large, very handsome and prolific pea; exceedingly productive.....  | 15                     | CALIFORNIA RADISH. This new white Radish is of the Chinese Winter Type, growing 8 to 12 inches long and about 2½ inches in diameter. It was first discovered growing in the gardens of the Chinese in California. It is quite an acquisition to our varieties of winter radish..... | 10                     |
| LAXTON'S No. 1 PEA. Earlier and hardier than Laxton's Alpha, with straight pods.....  | 15                     | MAMMOTH RUSSIAN SUNFLOWER. Valuable for poultry or vegetable oil, while the leaves are capital fodder for cows and the stalks will pay for feed in locations where that is scarce....   | 10                     |
| LAXTON'S SUPERLATIVE PEA. Messrs. Carter, the English seedsmen, speak of this new pea as follows:—"The largest and finest podded pea yet raised; indispensable as an exhibition pea; pods have been grown 7 inches in length and are much larger than the parent pea, Laxton's Supreme, which has taken the first prize for several years." Second early, color and flavor unsurpassed..... | 15                     | BUTMAN SQUASH. (See page 1.).....   | 15                     |
| OMEGA PEA. This is the "Ne Plus Ultra" crossed with Veitch's Perfection, and it has all the valuable characteristics of the former, combined with the dwarf branching habit of the latter. Remarkably prolific, pods fine and closely filled, flavor and color excellent.....   | 15                     | MARBLEHEAD SQUASH. (See eng. and description, page 3.)  | 15                     |
| POPULAR PEA. An improved Champion of England, very prolific and fine flavored.....  | 15                     | PARAGON TOMATO. A large, round, solid tomato, that has given me much satisfaction. A first rate sort, to grow either for family use or market.....  | 15                     |
| SUTTON'S EMERALD GEM PEA. This new first early pea is quite distinct from all others, and is undoubtedly one of the finest varieties in cultivation. The peas retain their green color when cooked and are of a delicious marrow-like flavor, much superior to most early sorts.....  | 15                     | ARLINGTON TOMATO. This is a late variety. It grows to a large size, is quite solid and almost uniformly smooth in shape.  | 10                     |
| WILLIAM 1ST PEA. This is another of the new English Peas which Messrs. Carter claim to be "The finest Early Pea known, combining flavor, earliness and productiveness, with appearance." It has long, handsome, well filled, greenish pods.   | 10                     | CANADA VICTOR TOMATO. (See engraving and description, page 7.).....   | 10                     |
|   |                        | VEGETABLE CATERPILLARS—three varieties, large bodied, striped and hairy. These are curious seed vessels of low growing plants, which strongly suggest the animal caterpillar. Used to decorate side dishes.....   | 10                     |
|   |                        | VEGETABLE SNAILS. Singular seed vessels of low growing plants, which have striking resemblance to the snails of the garden.....   | 10                     |



**THE HANSON LETTUCE.**

The above cut represents a sectional view, showing the inside of this truly superior Lettuce, the heads of which grow to a remarkable size, and are deliciously sweet, tender and crisp,

even to the outer leaves. The heads are very large. A single one is frequently large enough for an ordinary sized family; the color is of the most beautiful green without, and white within, and is free from any bitter or unpleasant taste found in some varieties. The heads weigh from 2½ to 3 lbs., and measure to outer leaves 18 inches in diameter. This variety is not recommended for forcing, but for outdoor cultivation it cannot be excelled, if grown in well manured and cultivated ground. Per package, 15 cents.

"I raised the Hanson Lettuce last year that weighed 3 lbs. to the head after it was trimmed."  
Newport, R. I., March 29, 1875. PAUL M. BARKER.

"Myself and neighbors agree that the Hanson Lettuce is the finest we ever saw. One head is plenty for a large family at one meal."  
Wesley, Tex., May 18, 1874. GREGOR C. MCLEOD.

"Your Hanson Lettuce is extra fine."  
Indian Springs, Ga., Jan. 28, 1875. B. F. WARD.

"As to the Hanson Lettuce, you don't half praise it. I raised one head that measured twenty-five and a half inches in diameter."  
Bloomingdale, N. Y., March, 1875. MRS. LOUISE M. LENNON.



☞ All seed sent by mail at my expense; by express, at the expense of the purchaser. ☜

**ASPARAGUS.**

Sow the seed in the seed bed late in the fall or in the early spring, as soon as the ground can be worked, in drills one foot apart, covering the seed about one inch deep. Thin the plants to three inches in the row. The roots may be removed to the permanent bed when one or two years old. In preparing the ground no pains should be spared, as a well established and carefully cultivated Asparagus bed will continue in good condition for twenty-five years or more. Select deep, rich, mellow soil, and trench the ground two feet deep, using a liberal quantity of well decomposed manure, with a small admixture of common salt. Set the roots so that the crowns will be three or four inches below the surface of the ground. Apply a dressing of manure in autumn (rotten kelp is excellent), digging the same into the ground in the spring, taking care not to injure the roots. The bed will produce shoots fit for cutting the second or third year after transplanting. An occasional application of salt will be found beneficial.

**Conover's Colossal.** The largest variety grown.

Price by Exp's. Price by Mail. Price per P'k'ge

per oz

15 6

**BEANS.**

**Dwarf, Snap or Bush.**

Select light, warm soil, and plant when danger from frost is past in the spring, in drills two to two and a half feet apart, dropping the beans about two inches apart in the drill, and cover one inch deep. Keep the ground clean and loose by frequent hoeing, but do not draw the earth around the plants. Avoid working among the vines when they are wet, as it will tend to make them rust.

- White Pea Bean.** True. (New.) (See page 11.) 50 80 15
- Yellow Eye.** One of the best varieties for baking. Remarkably vigorous, healthy and prolific. 20 50 6
- Dwarf German Wax.** Long variety. (New.) More productive than the Round variety. 40 70 10
- Dwarf German Wax.** Round. A great acquisition; white pods, very early, first rate; beans pure white. 40 70 10
- Concord Bush.** (New.) A fine, early, bush variety. 40 80 10
- Early Pejee.** Very early, hardy and prolific; will bear more pickings than any other bean. 50 80 10
- Early Rachel.** A long, straight-podded, early kind; grown for the New York market. 35 65 10
- Dwarf Wax.** Pods mostly yellow. Early; for a snap bean, superior. 30 60 10
- Early Yellow Six Weeks.** Very early and productive; a standard sort. 40 70 10
- Early Mohawk.** Very hardy, early and productive. 30 60 10
- Early China, or "Red Eye."** An old, popular, early variety. 30 60 10
- Early Valentine.** Pod long, round and tender; excellent, standard early bean in Middle States. 30 60 10
- Dun Cranberry.** One of the very best for stringing; yield first rate; early, good either as a green or dry shell bean. 40 70 10
- Refugee, or Thousand to One.** A very prolific bush sort. 30 60 10
- Intermediate Horticultural.** A half bush variety, very prolific; an excellent substitute for the pole Horticultural; a superior sort for market gardeners. 35 65 10
- Navy or Pea Bean.** A small, almost round variety, very productive. A standard sort for field culture. 20 50 6
- White Medium.** White bush variety, largely used by government. 20 50 6
- White Marrow.** A standard sort for field cultivation; early. 20 50 6

quart quart

**Pole, or Running Varieties.**

Set the poles three by four feet apart, and plant six to eight beans, with the eyes downward, around each pole, thinning to four healthy plants when they are up. They require the same soil and treatment as the dwarf varieties with the exception that they crave stronger soil, and do best in a sheltered location.

- Australian Runner.** (New.) Fine. Very early. Pods of an extraordinary length. 60 90 10
- Rhode Island Butter.** I esteem this bean as one of the very best raised in the North, to eat green-shelled. 45 75 10
- Mottled Cranberry.** Long podded, very productive; a very popular bean for garden cultivation. 45 75 10
- Black Hawk Pole.** A remarkably fine pole bean. Very productive. package only 15
- London Horticultural, or Wren's Egg.** Productive, pods elegantly striped—excellent string or shell. 40 70 10
- Early Lima or Sieva; called also Frost Bean.** This is two weeks earlier than the Large Lima. 50 80 10
- Large Lima.** As a shell bean surpasses all in quality; too late for the extreme North. 50 80 10
- Indian Chief or Black Algerian.** Always in order for stringing; pods almost transparent, of a yellowish-white. 60 90 10
- Boston Market Pole Cranberry.** The Boston marketmen cultivate this as the most prolific Pole Cranberry Bean for market. 50 80 15
- Giant Wax.** Always a snap bean; a variety that is never stringy at any stage of growth. Pods of a yellowish-white color, very long and remarkably tender. An acquisition. 75 1 05 10
- Yard Long.** (See page 11.) package only 15
- Concord Bean.** This new pole bean is the most elegant of all beans. It takes exceedingly well to the poles, is healthy and very prolific; excellent either as string or shell, resembling the Horticultural to which it is related, though it takes better to the poles than that variety, and is considerably earlier. 45 75 10
- Caseknife.** A white pole bean of great richness either as green shelled or when baked. 40 70 10
- White Pole Cranberry.** A capital late variety, particularly as a string bean. package only 10
- Purple Podded Edible Pod.** (New.) Very fine; pods of mammoth size. package only 15
- Painted Lady.** Either for ornament or use. package only 15
- Marblehead Champion.** (New.) To be used as a string bean. (See page 24.) package only 15

**ENGLISH BEANS. Broad Windsor.** Large and excellent.

These thrive best in rich, moist soil and cool situation. Plant in early spring, two or three weeks earlier than the common beans, in rows two feet apart and six inches apart in the row, covering two inches deep. Pinch off the tops of the plants when the young pods first appear.

35 65 10

**BEEF.**

Select a deep, rich, sandy loam, and manure with well decomposed compost. Sow in drills fourteen to sixteen inches apart, and cover one inch deep. When the young plants appear, thin to four or five inches apart. For early use, sow as soon as ground can be worked in the spring; for autumn use, about the middle of May, and for winter use, from the tenth to the twentieth of June, according to variety, the LONG varieties requiring more time to mature than the ROUND, EARLY kinds. When sown late increase the quantity of seed. When young, the plants make excellent "greens". To preserve during winter, cover with earth to keep from wilting. When cooking, boil new beets one hour, and old ones two hours or more. The Mangold Wurtzels are grown principally for stock, and as they grow larger require more room. They should be sown in drills two and a half feet apart, and the plants be thinned to twelve or fifteen inches in the row. One ounce of seed will sow about one hundred feet of row.

per oz

- Early Bassano.** One of the earliest. 15 6
- Dewing's Early Blood Turnip.** Very symmetrical; free from fibrous roots; dark red. This has taken several first premiums at the Massachusetts State Fair. 15 6
- Simon's Early Turnip.** This is a very early variety, size of Blood Turnip, somewhat flat in shape, growing very smooth, and of excellent quality. It is about as early as Early Bassano, but of a deeper red. 15 6
- Egyptian.** (New. See page 11.) Earlier than Bassano. Tops remarkably small. Excellent for market purposes. I heartily recommend this valuable variety to the attention of market gardeners, who seek to combine earliness, size and symmetry. 25 10
- Bastian's Early Blood Turnip.** Has the earliness of the Bassano, but is of a much darker color when young. (See page 11.) 20 10
- Bastian's Half Long Blood.** A new Philadelphia sort of a fine dark color; a good grower. 15 10
- Early Blood Turnip.** A standard sort; good for summer or winter. 12 6
- Hatch's Early Turnip.** Somewhat flat in shape; quite a favorite with some of the market gardeners around Boston. 15 6
- Dell's Ornamental Dwarf.** This has leaves of a peculiarly deep, rich red color, and is cultivated in Europe as an ornament in the flower garden; grows partly above ground. package only 10
- Yellow Turnip.** A very early sort, about as early as Bassano; of a beautiful golden yellow color. 15 6

| ☞ All seed sent by mail at my expense; by express, at the expense of the purchaser. ☜  |  | Price<br>per<br>ounce | Price<br>per<br>P'k'ge |
|--|--|-----------------------|------------------------|
| <b>BEET.</b>   |  |                       |                        |
| Long Smooth Dark Blood. Excellent for winter use; smooth skinned; flesh dark red.  |  | 12                    | 6                      |
| Henderson's Pine Apple. (New). Excellent for family use.   |  | 15                    | 6                      |
| Improved American Sugar. A long white variety of Mangold Wurtzel, for stock.   |  | 12                    | 6                      |
| Vilmorin's Improved French White Sugar. This is the variety cultivated by the French for the manufacture of sugar.   |  | 12                    | 6                      |
| Carter's Orange Globe Mangold Wurtzel. The best variety of Yellow Globe.   |  | 10                    | 6                      |
| Carter's Mammoth Mangold Wurtzel. Said to excel in size.   |  | 10                    | 6                      |
| Yellow Ovoid Mangold Wurtzel. The Ovoid Mangolds grow more symmetrical and freer of rootlets than the long sorts.  |  | 10                    | 6                      |
| They are heavier, bulk for bulk.   |  | 10                    | 6                      |
| Red Giant Ovoid Mangold Wurtzel. Very large, oval shape; pulls up very free from dirt.   |  | 10                    | 6                      |
| Norbiton Giant Mangold Wurtzel. A new English variety which tends less to a hollow neck than the old Long Red kind.  |  | 10                    | 6                      |
| Red Globe Mangold Wurtzel. } The Globe Mangolds succeed better than the long sorts on sandy soil. All the varieties of Mangolds are excellent food for cows, to increase the flow of milk.   |  | 10                    | 6                      |
| White Sugar. } Farmers should begin to feed them towards the close of winter and in the spring.  |  | 10                    | 6                      |
| Yellow Globe Mangold Wurtzel. }  |  | 10                    | 6                      |
| <b>BERBERRY.</b>   |  |                       |                        |
| One of the best shrubs for hedges. Perfectly hardy. Never winter-kills and grows on any soil; makes a thick, close, impenetrable hedge that will turn cattle, and promises to become the hedge plant of North America. The berries make excellent preserves. As the seeds of the Berberry do best when planted in the berry, I will receive orders and file them to be filled in the fall, as soon as the fruit is matured, when I will send the berries at prices named above with a page of full directions for making a hedge, and for preserving the fruit.  |  | 15                    | 10                     |
| <b>BORAGE.</b>   |  |                       |                        |
| This is a profuse flowering plant, which is grown principally for bees, or as ornament in the flower garden. Sow in early spring in rich soil, and thin plants to one foot apart. It readily bears transplanting, and when thus treated produces more flowers in proportion to its foliage.  |  | 30                    | 6                      |
| <b>BRUSSELS SPROUTS</b>  |  |                       |                        |
| A class of plants allied to the Cabbage family, producing great numbers of small heads or sprouts on the main stem of the plant, which are used in the manner of Cabbages. Plant in rich soil in hills two feet apart each way, and thin to one plant to the hill.   |  |                       |                        |
| Scrymger's Giant Dwarf. (New.) In habit close headed and compact.  |  | package only          | 10                     |
| Dwarf Improved.  |  | 20                    | 6                      |
| Dalmeny Sprouts. A hybrid between Drumhead Savoy and Brussels Sprouts.   |  | 25                    | 10                     |
| <b>BROCCOLI.</b>   |  |                       |                        |
| The Broccoli are closely allied to the Cauliflower family, so nearly so that the Walcheren variety is sometimes classed with Cauliflower. They require similar cultivation and treatment to Cauliflower.   |  |                       |                        |
| Walcheren White. One of the very best varieties.   |  | 75                    | 10                     |
| Large White Early French. A standard French variety.   |  | 50                    | 10                     |
| Knight's Protecting. Dwarf, very hardy; heads very large for the plants.   |  | 50                    | 10                     |
| Purple Cape. Late, large, compact.   |  | 50                    | 10                     |
| Early Purple. Early, excellent; color deep purple.   |  | 40                    | 10                     |
| Elletson's Mammoth. A large English variety.   |  | 50                    | 10                     |
| <b>CABBAGE.</b>  |  |                       |                        |
| Cabbage will thrive on any good corn land, though the stronger the soil the better they will develop. New land is preferable. Plough deep and manure very liberally. The early sorts bear planting from eighteen inches to two feet apart in the rows, with the rows from two to two and a half feet apart. The large varieties to be from two to four feet apart in the rows, with the rows from two and a half to four feet apart, the distance varying with the size. The crop should receive as many as three hoeings and three cultivatings. Cabbage will not usually follow cabbage or turnips successfully in field culture, unless three or four years have intervened between the crops. For late fall marketing, plant drumhead sorts from June 10th to 20th. For full and minute information in every department of Cabbage culture, see my treatise on "Cabbages, and How to grow them." |  |                       |                        |
| <b>Earliest Varieties.</b>   |  |                       |                        |
| Henderson's Early Summer. (New. See page 10.)  |  | package only          | 25                     |
| Marblehead Dutch. (New. See page 10.)  |  | 50                    | 15                     |
| Crane's Early. (New.) (For des. see page 11.)  |  | package only          | 25                     |
| Early Nonpareil. A choice very early sort.   |  | 20                    | 6                      |
| Carter's Little Pixie Savoy. (New. See page 11.) This variety closely resembles in earliness and size the Little Pixie.  |  | 25                    | 10                     |
| Wheeler's Coconut Cabbage. (New. A new sort, conical in shape, making fine hard heads; one of the best of the English early market varieties.  |  | 50                    | 10                     |
| Early York. One of the earliest; an old standard sort.   |  | 20                    | 6                      |
| Large York. An improvement in size on Early York; a little later.  |  | 20                    | 6                      |
| Early Jersey Wakefield. (True.) Resembles Oxheart. A standard early cabbage in Boston and New York markets.  |  | 75                    | 10                     |
| Little Pixie. A small, very tender and sweet cabbage, of the pointed heading family. It is earlier than Early York and heads hard, and from its small size a great number can be matured on a small area of land.  |  | 40                    | 10                     |
| Sugar Loaf. A popular early variety.   |  | 25                    | 6                      |
| Early Oxheart. An excellent early sort.  |  | 25                    | 6                      |
| Early Wyman. This new cabbage was originated by Captain Wyman, of Cambridge, Mass. It is allied to the early Wakefield, is about as early but grows to double the size; very popular with market gardeners as an early market sort. (See page 11.)   |  | 75                    | 15                     |
| Cannon Ball. The hardest heading of all early sorts.   |  | 50                    | 10                     |
| Early Ulm Savoy. One of the earliest; unsurpassed in quality; capital for family use.  |  | 40                    | 10                     |
| <b>Second Early.</b>   |  |                       |                        |
| Fotter's Early Drumhead. The earliest hard heading drumhead. This has given great satisfaction in every section of the United States. (See page 5.)  |  | 70                    | 15                     |
| Early Winnigstadt. Heads large, cone-shaped and solid; one of the very best for all soils.   |  | 35                    | 10                     |
| Large French Oxheart. Popular as an early cabbage.   |  | 30                    | 6                      |
| Schweinfurt Quintal. The earliest of all large drumheads; grows from a foot to eighteen inches in diameter; does not head very hard, but is remarkably tender. The heads are very handsome, and almost as rich as the Savoy class.   |  | 50                    | 10                     |
| Early Dark Red Erfurt. (New.) Early, head round and very solid.  |  | 50                    | 10                     |
| <b>Late Kinds.</b>   |  |                       |                        |
| Dax Drumhead. (New.) A very large late round heading variety.  |  | 40                    | 10                     |
| Improved American Savoy, Extra Curled. Very reliable for heading; more finely curled than Improved American Savoy, which renders it very desirable for market gardeners and for family use.  |  | 40                    | 10                     |
| St. Dennis Cabbage. A large late drumhead, makes a very solid head. Popular in Canada.   |  | 35                    | 10                     |
| Green Glazed. A standard variety in the South.   |  | 35                    | 10                     |
| Marblehead Mammoth Drumhead. (See page 5) The largest cabbage in the world.  |  | 75                    | 25                     |
| Sandringham Sprouting. (New.) Allied to Brussels Sprouts; of delicious flavor; a fine new vegetable.   |  | package only          |                        |
| Bergen Drumhead. A standard in New York market.  |  | 35                    | 10                     |
| Stone Mason Drumhead. (See page 5). The great market cabbage in Boston market.   |  | 50                    | 10                     |
| Robinson's Champion Prize Oxheart. A new English mammoth variety.  |  | 25                    | 6                      |

All seed sent by mail at my expense; by express, at the expense of the purchaser.

|   | Price by Exp's. | Price by Mail. | Price per P'k'ge |
|---|-----------------|----------------|------------------|
| <b>CABBAGE.</b>   |                 |                |                  |
| per oz  |                 |                |                  |
| New Feathered Stemmed Savoy. A true hybrid resembling Brussels Sprouts, but of a richer and more delicate flavor. To be grown like Brussels Sprouts. . . . . package only   |                 |                | 10               |
| Premium Flat Dutch. Large and excellent for winter; very extensively grown . . . . .  |                 | 40             | 10               |
| Improved American Savoy. An improvement on the old Green Globe Savoy; very reliable for heading. Very sweet and tender—much esteemed for family use. An excellent sort for market gardeners . . . . .   |                 | 40             | 10               |
| Drumhead Savoy. A cross between Savoy and Drumhead—very large. . . . .  |                 | 35             | 10               |
| Red Dutch. The old variety for pickling. . . . .  |                 | 30             | 6                |
| Red Drumhead. Larger than Red Dutch and more profitable; heads round; very reliable for heading, very hard under high cultivation. . . . .  |                 | 30             | 6                |
| Chappel's Dark Red. A new English variety for pickling. . . . .   |                 | 40             | 10               |
| Savoy, for Greens. (New.) The Savoy class of Cabbages make the best greens. . . . .   |                 | 10             | 6                |
| <b>CARROT.</b>  |                 |                |                  |
| Carrots thrive best in rather a light loam. The ground should be well manured with fine, well rotted or composted manure, six or eight cords to the acre, and be thoroughly worked quite deep, by two ploughings made at right angles with each other. Also cultivate and drag if there are any lumps, and then rake level, burying all remaining lumps and stones. Plant in rows fourteen inches apart, and thin plants to five or six inches in the rows. Plant from the middle of April to middle of May, to ensure crop; though good success is often met with if planted as late as 10th of June. As the dry spells which sometimes prevail at that season are apt either to prevent the germination of the seed, or to burn the plants as soon as they appear above ground, it is therefore advisable to increase the quantity of seed, which under the circumstances will give the crop a better chance. Keep very clean of weeds. |                 |                |                  |
| Danvers. (New.) (See page 10.) . . . . .  |                 | 30             | 10               |
| Early Very Short Scarlet. The earliest and smallest of all varieties; of special value for forcing. . . . .   |                 | 20             | 6                |
| Early Scarlet Horn. The early short variety for forcing; excellent for the table; color very deep orange. . . . .   |                 | 20             | 6                |
| Carter's Improved Early Horn. A distinct variety combining the form of the Early Scarlet Horn with the size of the Early Horn. . . . .  |                 | 20             | 6                |
| Short Horn. The standard early variety; sweeter than Long Orange and more solid. Good to color butter. . . . .  |                 | 20             | 6                |
| Improved Long Orange. Of a darker, richer color than Long Orange. . . . .   |                 | 20             | 6                |
| Long Orange. The standard field carrot; good for stock. . . . .   |                 | 15             | 6                |
| Large Altringham. Bright orange; grows a little above ground. . . . .   |                 | 15             | 6                |
| Large White Belgian. Largest of all, white and most productive; good for horses; entire crop can be pulled by hand. . . . .   |                 | 15             | 6                |
| Yellow Belgian. Grows partly out of ground. A capital sort for late keeping. . . . .  |                 | 15             | 6                |
| <b>CAULIFLOWER.</b>   |                 |                |                  |
| Pursue the same course as with Cabbage, manuring rather heavier and hoeing oftener. Cauliflowers covet the cool, moist weather of the fall months to perfect themselves   |                 |                |                  |
| Autumnal Late Giant. (New.) Very large headed and extremely productive. . . . . package only  |                 |                | 25               |
| Italian Early Giant. (Autumnal.) (New.) (For description see page 11.) . . . . .  | 1 50            |                | 25               |
| Carter's Dwarf Mammoth. (See page 11.) A premium English variety; very early, with head remarkably large for so dwarf a variety. . . . . package only   |                 |                | 25               |
| Dwarf Early La Maitre. A new French sort, making fine large heads. . . . .  | 2 00            |                | 25               |
| Improved Early Paris. A choice American grown variety, extensively planted by the market gardeners around Boston. . . . .   | 1 00            |                | 15               |
| Early Paris. A standard early variety. . . . .  | 1 00            |                | 15               |
| Early Erfurt. A choice German variety . . . . .   | 1 50            |                | 15               |
| Extra Early Dwarf Erfurt. Extra choice. Specially selected. (See page 11.) . . . . .  | 4 00            |                | 50               |
| Fitch's Early London. The best strain of this standard English sort. . . . .  | 1 25            |                | 15               |
| Early Dutch. A very early kind. . . . .   | 1 00            |                | 15               |
| Nonpareil. One of the earliest varieties, resembles Improved Early Paris. . . . .   | 1 00            |                | 25               |
| Lenormand's Short-Stemmed Mammoth. Dwarf, large and fine. The largest variety and one of the most reliable for general cultivation. . . . .   | 2 00            |                | 25               |
| Large White French. A very fine, large white cauliflower. . . . .   | 1 00            |                | 15               |
| Stadtholder. Fine; large size; late. . . . .  | 1 00            |                | 15               |
| <b>CELERY.</b>  |                 |                |                  |
| Plant seed in hot bed or very early in open ground. Transplant four inches apart, when three inches high, in rich soil finely pulverized; water and protect until well rooted, then transplant into rows five or six feet apart either on surface or in well manured trenches a foot in depth, half filled with well rotted manure. Set the plants from eight to twelve inches apart. To blanch draw earth around the plants from time to time, taking care not to cover the tops of the center shoots.   |                 |                |                  |
| Sandringham Dwarf White. Most dwarf of all; very solid; white. . . . .  |                 | 50             | 10               |
| White Solid. A standard sort. . . . .   |                 | 25             | 6                |
| Boston Market. Short, compact and solid—very popular; almost the only variety sold in the Boston market. (See page 11.) . . . . .   |                 | 50             | 10               |
| Turnip Rooted. The root of this is eaten. . . . .   |                 | 25             | 6                |
| Carter's Crimson. Dwarf, solid and crisp; a first class variety. . . . .  |                 | 30             | 10               |
| Turner's Incomparable Dwarf White Solid. Popular in England, and extensively grown by the New York market men. In dwarf habit next to Sandringham. . . . .  |                 | 25             | 6                |
| <b>CHICKORY.</b>  |                 |                |                  |
| Pursue the same manner of cultivation as for Carrot. If to be used as a salad, blanch the leaves by covering so as to exclude the light. If raised for its root, dig at about the same time as Carrots, wash the roots and then slice them, either way, and dry thoroughly by artificial heat.  |                 |                |                  |
| Large Coffee Rooted. Used as a substitute for coffee. . . . .   |                 | 20             | 6                |
| <b>COLLARDS or COLEWORTS. True Southern.</b>  |                 |                |                  |
| A class of plants closely allied to the Cabbage family, which are somewhat extensively used in the South, when small, as greens. Sow in early spring in drills one foot apart, covering the seed half an inch. The young plants are ready for use as soon as they have attained sufficient size, but if it is desired to keep them in good condition, thin the plants to six or eight inches apart, and pull off the larger leaves before using. The seed of any of the larger varieties of Cabbage will grow Collards.   |                 |                |                  |
| <b>CORN.</b>  |                 |                |                  |
| Corn revels in a warm and rich soil. Do not plant before the ground has become warm—nothing is gained by it. Drill cultivation is more profitable than hill cultivation. The smaller varieties may be planted with the drills two and a half feet apart, and the stalks thinned to ten inches apart; the larger sorts should have the drills four feet apart, and the stocks a foot apart in the rows, and the largest varieties eighteen inches apart. Use some rich manure in the drills. Frequently stir the earth about the roots by hoe or cultivator, but do not draw it up around the stalks.  |                 |                |                  |
| <b>Sweet Varieties for Family use and Marketing in a green state.</b>   |                 |                |                  |
| Triumph. (New.) (See page 10.) . . . . . package only   |                 |                | 15               |
| Quaker Sweet. (New.) (See page 10.) . . . . . package only  |                 |                | 15               |
| Forty Days. Earlier than our standard early corn, and will be found desirable in Northern latitudes as an extremely early sort for a flint variety. . . . .   | 50              | 73             | 10               |
| Pratt's Early. Here we have a capital sort for marketmen who are looking about for the earliest sort, growing to a fair market size. An acquisition. (See page 11.) . . . . .   | 75              | 98             | 10               |
| Early Dwarf Sugar. Grows about three feet high; ears quite small. . . . .   | 50              | 73             | 10               |

All seed sent by mail at my expense; by express, at the expense of the purchaser.

|  | Price by Exp's. | Price by Mail. | Price per P'k'ge |
|--|-----------------|----------------|------------------|
| <b>CORN.</b>   |                 |                |                  |
|  | quart           |                |                  |
| <b>Early Minnesota Sweet.</b> One of the very earliest sorts of sweet corn, with ears of suitable size for market purposes...  | 35              | 58             | 10               |
| <b>Briggs' Early Sweet.</b> This is larger than Early Minnesota, but a little later.   | 40              | 63             | 10               |
| <b>Early Narragansett.</b> One of the earliest; kernels very large; ears large in diameter, and of medium length; popular around New York.   | 30              | 53             | 10               |
| <b>Bates's Early Extra Sweet.</b> A variety good for market or for table use; one of the earliest. An improvement on Darling's Early.  | 40              | 63             | 10               |
| <b>Darling's Early.</b> An old standard. We have better sorts now.   | 30              | 53             | 10               |
| <b>Moore's Early Concord Sweet.</b> A new early corn, from 12 to 16 rows. Remarkably handsome; quite popular. Awarded a silver medal by the Mass. Horticultural Society.   | 30              | 53             | 10               |
| <b>Crosby's New Early Sweet.</b> First rate every way, either for market or family use.  | 30              | 53             | 10               |
| <b>Mexican Sweet.</b> (See page 11.) The sweetest and tenderest for table use of all varieties I am acquainted with.   | 40              | 63             | 15               |
| <b>Golden Sweet.</b> Of fine quality and peculiar flavor; a cross between the sweet and field varieties. (See page 11.)  | 50              | 73             | 10               |
| <b>Stowell's Evergreen Sweet.</b> Excellent; keeps green till cold weather; ears large; a standard late variety.   | 30              | 53             | 10               |
| <b>Gen. Grant.</b> An acquisition because of its extreme sweetness. Late, comes in after Stowell's. (See page 11.)   | 60              | 83             | 10               |
| <b>Marblehead Mammoth Sweet.</b> The largest variety grown. (See page 11.)   | 60              | 83             | 15               |
| <b>Sweet Fodder Corn.</b> Sweet corn; is preferred to the yellow kinds by our best farmers for fodder. For bush. rates see p. 11   | 25              | 48             | 6                |
| <b>Tuscarora.</b> A flour corn; ears and kernels very large.   | 30              | 53             | 6                |
| <b>Varieties for Field Cultivation and Popping.</b>  |                 |                |                  |
| <b>Adams' Early.</b> A favorite in the south. The earliest of all the Dent sorts.  | 40              | 70             | 10               |
| <b>Early Yellow Field.</b> Excellent for northern latitudes. Ears rather small, but exceedingly productive.  | 30              | 60             | 6                |
| <b>Hundred Days Dent.</b> Early; ears large and well filled. A capital sort for the Middle and Southern New England states.  | 35              | 65             | 10               |
| <b>Mammoth Field.</b> (P. 11.) A large white gourd seed variety, claimed to be the largest kind raised in the Western States   | 35              | 65             | 10               |
| <b>Silver Laced Pop.</b> The handsomest of all varieties of pop corn, and decidedly a growing favorite.  | 35              | 65             | 10               |
| <b>Nonpareil, or Pop.</b> The popular variety for parching.  | 30              | 60             | 6                |
| <b>Dwarf Golden Pop.</b> Small, but ornamental, and a favorite with the little folks; excellent for popping.   | 70              | 1 00           | 15               |
| <b>Egyptian Pop.</b> Tenderer when popped than the common variety.   |                 |                | 10               |
| <b>BROOM CORN.</b>   |                 |                |                  |
| <b>Evergreen.</b> A standard variety.  | 30              | 55             | 10               |
| <b>Improved Evergreen.</b> An improvement on the above by careful selection of stock   | 40              | 65             | 10               |
| <b>CRESS.</b>  |                 |                |                  |
| Plant on rich soil, finely pulverized, in drills six or eight inches apart. That grown in the cool of the season is of the best quality. To be used as salad before the flowers appear.  |                 |                | per oz           |
| <b>Curled.</b> The best sort.  |                 | 10             | 6                |
| <b>Plain or Common.</b>  |                 | 10             | 6                |
| <b>Water Cress.</b> To be planted along the borders of shallow water courses.  |                 |                | 10               |
| <b>CUCUMBER.</b>   |                 |                |                  |
| The vines require a warm location. Plant after the ground has become warm, in hills four feet apart for the smaller varieties, and five feet for the larger sorts. Manure with ashes, guano, or some well rotted compost, working the manure just under the surface. It is not good policy to bury it in deep, cold holes, as is sometimes recommended. Keep the soil well stirred. Sprinkle vines with plaster or air-slacked lime to protect it from bugs. The frame cucumbers can be successfully grown in the open air in the country by giving them well sheltered location, plenty of manure, and having hills six by six. |                 |                |                  |
| <b>Tender and True.</b> (New.) (See page 10.)  |                 |                | package only 50  |
| <b>Russian Netted.</b> (New.) (For description see page 11.)   |                 |                | package only 15  |
| <b>Tailby's Hybrid.</b> (New.) (For description see page 9.)   |                 |                | package only 15  |
| <b>Rollisson's Telegraph.</b> (New.) One of the most prolific of the forcing varieties.  |                 |                | package only 25  |
| <b>Norbiton Giant.</b> (See page 11). The longest prize frame cucumber known.  |                 |                | package only 10  |
| <b>English Prize Cucumbers. Carter's Champion; Sion House.</b> These yield but very few seed, and are great favorites in England. Each variety per package.  |                 |                | 25               |
| <b>Early Russian.</b> The earliest of all varieties; grows about four inches long.   |                 | 20             | 6                |
| <b>Early Cluster.</b> Bears mostly in clusters; very early and productive.   |                 | 12             | 6                |
| <b>White Spined.</b> Great bearer; excellent for early forcing, or for out door cultivation, standard in Boston market.  |                 | 15             | 6                |
| <b>Early Frame.</b> Early, short, prolific.  |                 | 15             | 6                |
| <b>Long Green.</b> An old standard sort.   |                 | 15             | 6                |
| <b>Short Green.</b> An old standard.   |                 | 15             | 6                |
| <b>Improved Long Green Prickly.</b> (See p. 11) Excellent variety, growing 18 or 20 inches long; makes a hard brittle pickle   |                 | 30             | 10               |
| <b>West India Gherkin.</b> A very small, elegant, peculiar sort, for pickles only, prolific to an extraordinary degree. Difficult to get the seed to germinate   |                 | 30             | 10               |
| <b>New Jersey Hybrid.</b> The largest of all white spined varieties.   |                 | 20             | 10               |
| <b>Eight Varieties Mixed.</b>  |                 | 25             | 10               |
| <b>Boston Pickling.</b> A medium, long variety; the standard for pickling in Boston market.  |                 | 25             | 6                |
| <b>Short Pickling.</b> Very desirable for a short pickle.  |                 | 20             | 6                |
| <b>Early White Japan.</b> (New.) A variety recently introduced from Japan, exceedingly productive; resembles White Spine, but turns to a richer creamy white color, and is earlier.  |                 | 20             | 10               |
| <b>Long Green Turkey.</b> A fine long variety, a little larger at seed end than Long Green.  |                 | 15             | 6                |
| <b>Snake.</b> I have grown these six feet in length, coiled up like a snake. (See page 11).  |                 |                | package only 20  |
| <b>DANDELION.</b>  |                 |                |                  |
| This vegetable has become very popular as an early healthful green, and the roots also are used when dried as a substitute for coffee. Its use in either of these forms is particularly recommended to those who are inclined to any disease of the liver. Sow in May in drills one foot apart, covering the seed half inch deep. A rich soil is preferable, but this plant will thrive anywhere. In the fall cover the bed with straw or other loose litter, which may be removed in early spring, when the leaves will soon be ready for use.  |                 |                |                  |
| <b>New Large Leaved.</b> (See page 13).  |                 |                | package only 15  |
| <b>Common.</b>   |                 | 10             | 10               |
| <b>EGG PLANT.</b>  |                 |                |                  |
| Plant the seed in March, in a hot-bed, or, for family use, in flower pots, in a warm window. Transplant in open ground after weather has become warm and settled, in rows two feet apart each way. They require a rich soil and as favorable a location for warmth as the garden will afford.  |                 |                |                  |
| <b>Long White China.</b> A very delicate and beautiful long white variety. Highly esteemed by amateurs.  |                 |                | package only 15  |
| <b>Very Early Dwarf.</b> A new French variety of Long Purple; extra early. (See page 11).  |                 |                | package only 15  |
| <b>Striped Guadaloupe.</b> Long in shape and elegantly striped; very ornamental and edible.  |                 |                | package only 15  |
| <b>Black Pckin.</b> A new variety of Round Purple. Blackish violet leaves; fruit very large.   |                 | 75             | 15               |
| <b>Long Purple.</b> Earlier and more productive, but smaller, than Round Purple.   |                 | 50             | 10               |
| <b>New York Improved Round Purple.</b> An excellent variety, surpassing in size of fruit.  |                 | 75             | 10               |
| <b>Scarlet China.</b> (New. See page 11.) A fine ornamental variety.   |                 |                | package only 15  |




All seed sent by mail at my expense; by express, at the expense of the purchaser.


|  | Price per ounce    | Price per Pk'ge |
|--|--------------------|-----------------|
| <b>ENDIVE.</b>   |                    |                 |
| For early use sow as soon as the ground can be worked in the spring, in drills fifteen inches apart, and thin plants to six or eight inches in the row. A succession may be obtained by sowing every two or three weeks until midsummer, when it will be proper time to plant for fall and winter use. Any common garden soil will do, but a rather moist situation is preferable. To blanch the leaves gather them carefully together when perfectly dry and tie with matting or any soft fibrous material. Another method is to invert flower pots over the plants. The leaves are very highly esteemed for use as salads. |                    |                 |
| London Green Curled. Very popular.   | 30                 | 10              |
| Fine Curled Mossy. Very ornamental.  | 35                 | 10              |
| Broad Leaved Batavian. A large summer variety.   | 25                 | 10              |
| <b>GOURDS.</b>   |                    |                 |
| Hercules Club. Grows 4 to 6 feet in length.  | package only       | 10              |
| Sugar Trough. (See page 11).   | package only       | 15              |
| Double Bottle.   | package only       | 10              |
| Angora.  | package only       | 10              |
| Dish-Cloth Gourd. (See page 11).   | package only       | 15              |
| Fancy and Ornamental. Mixed varieties. (See page 11).  | package only       | 10              |
| <b>GARLICS.</b>  | per pound 40 cents | 10              |
| Plant the bulbs on exceedingly rich soil, in rows or in ridges fourteen inches apart and six inches apart in the rows. They are cultivated for their flavor, (which is similar to the onion but more powerful,) and are used in stews, soups, &c.  |                    |                 |
| <b>KALE, or BORECOLE.</b>  |                    |                 |
| Plant in hills two by three feet apart, and thin to one plant to the hill. Select deep, rich soil, and cultivate as Cabbage. Some of the varieties are very ornamental, and scattered singly are attractive in the flower garden, being finely curled and variegated with green, yellowish white, bright red and purple. The tender leaves are used as Cabbage.  |                    |                 |
| Sea Kale. The young shoots when blanched are exceedingly delicate, being much superior to Broccoli.  | package only       | 10              |
| Carter's Garnishing. Both ornamental and useful.   | package only       | 15              |
| Ornamental Kale, four elegant varieties. For ornament or the table. (See page 13).   | package only       | 15              |
| Dwarf Green Curled, or German Greens. Very hardy; a standard market sort.  | 15                 | 6               |
| Cottager's. A new English variety.   | 25                 | 6               |
| Jersey Cow Kale. For cattle only; growing very rank.   | 30                 | 10              |
| Field Kale. For cattle. Can be cut several times during the season.  | 30                 | 10              |
| Abergeldie. A new dwarf variety, curled as fine as parsley; of delicate, mellow flavor.  | 40                 | 10              |
| <b>KOHL RABI, or TURNIP CABBAGE.</b>   |                    |                 |
| Prepare ground as for Cabbage, then plant about the first of June in rows two feet apart, thinning plants to twelve inches in the row. To preserve over winter treat as turnips. When young their flesh is tender and resembles a fine ruta бага with less of a turnip flavor. When fully matured they are excellent for stock.  |                    |                 |
| Early White Vienna. A standard early kind.   | 20                 | 6               |
| Large Purple. Very large, hardy and productive; for stock.   | 20                 | 6               |
| Neapolitan Curled. (New.)  | 40                 | 10              |
| <b>LEEK.</b>   |                    |                 |
| Select good onion soil, manure liberally, and plant in April in drills made six or eight inches deep and eighteen inches apart, and thin to nine inches apart in the drill. Gradually draw the earth around the plants until the drills are filled level with the surface. Draw for use in October. To be used in soups or boiled as asparagus.  |                    |                 |
| Large Musselburg Leek.   | 50                 | 10              |
| Broad Scotch, or Flag. A large and strong plant; hardy; color deeper than Rouen.   | 25                 | 6               |
| Very Large Rouen. A new French variety; best of all for forcing.   | 40                 | 10              |
| Extra Large Carentan. (New.) A very fine extra large winter variety.   | package only       | 15              |
| <b>LETTUCE.</b>  |                    |                 |
| Lettuce corets a rich and rather moist soil. The rows should be about twelve inches apart and the plants thinned to ten or twelve inches apart for the heading varieties. The more rapid the growth the better the quality. Some varieties are peculiarly adapted for early culture, others for summer growth.   |                    |                 |
| All-the-Year-Round. New. (See page 10.)  | package only       | 15              |
| Black Seeded Tennis Ball. Hardy, excellent for early crops. A favorite in Boston market.   | 50                 | 10              |
| Hanson Lettuce. (See page 12.)   | 60                 | 15              |
| White Tennis Ball. (White seed.) The variety so extensively grown by the Boston marketmen during winter for marketing in February and March. A fine early sort—small heads, very hardy; used for winter culture.   | 35                 | 10              |
| Early Curled Simpson. Resembles Silesia, but is more curled.   | 30                 | 6               |
| Early Curled Silesia. Very early; excellent for salads—a popular variety for hot-beds and early out-door culture.  | 25                 | 6               |
| Early Butter Head. A most excellent sort—a great favorite.   | 35                 | 6               |
| True Boston Curled. The most elegant Lettuce of all. (See page 11).  | 35                 | 10              |
| Drumhead. Very large; heads crisp and tender.  | 20                 | 6               |
| Large India. By some of our American seed growers this is considered one of the very best for both spring and summer use.  | 40                 | 10              |
| Brown Genoa Cabbage. Of medium size, round head stained with red about the top. One of the best for either summer or winter use.   | 35                 | 6               |
| Improved Spotted Cabbaging.  | package only       | 10              |
| Large Princess Head. A new, very fine German variety, which does finely in the United States.  | 40                 | 10              |
| Perpignan. Heads sometimes seven inches in diameter. One of the best summer varieties.   | 35                 | 10              |
| French Imperial Cabbage. Very reliable.  | 40                 | 10              |
| Versailles Cabbage. A standard sort.   | 35                 | 6               |
| Bossin. A new French variety.  | 35                 | 6               |
| Neapolitan Cabbage. A fine summer variety.   | 35                 | 6               |
| Six Choice Varieties.  | package only       | 15              |
| White Paris Cos. Best of all the Cos varieties.  | 35                 | 6               |
| Kingholm Cos. Stands the summer heat splendidly and heads without tying.   | package only       | 10              |
| Green 'Fat' Cabbage. (New.) A fine summer cabbage variety.   | package only       | 15              |
| Victoria Cabbage. One of the best English cabbage varieties.   | package only       | 10              |
| <b>MARTYNIA.</b>   |                    |                 |
| Plant on any rich, garden soil, two by three feet apart, leaving only one plant in a place. It produces an abundance of large, showy flowers, and the young pods, when sufficiently tender to be easily punctured by the nail, are used for pickles.   |                    |                 |
| <b>MELON.</b>  |                    |                 |
| Select warm and light soil—a poor light soil is better than a cold and rich one. Thoroughly work the soil, manure with guano, phosphate or a rich compost, having the hills six feet apart for the musk varieties, and eight or nine for water melons. Do not excavate hills, but work the manure just under the surface, as the roots of all vines naturally seek warmth. Pinch the more vigorous vines from time to time, and work in guano or phosphate between the rows. Plant a dozen or more seeds in each hill, but do not leave over two plants. Sprinkle young plants liberally with plaster or air-slacked lime.   |                    |                 |
| Christiana. (True.) (See page 11.) Remarkable for early maturity.  | 20                 | 10              |
| Improved Cantaloupe. (New.) (For description see page 11.)   | 25                 | 15              |
| Hardy Ridge. (New.) (See p. 11) A remarkably thick fleshed melon, of good quality. A most vigorous grower.   | package only       | 25              |

All seed sent by mail at my expense; by express, at the expense of the purchaser.


|   | Price per ounce | Price Per p'kge    |
|---|-----------------|--------------------|
| <b>MELON.</b>   |                 |                    |
| <b>Musk Varieties.</b>  |                 |                    |
| Sill's Hybrid. (True.) Salmon colored, flesh rich, sweet and delicious. (See page 11.)  | 25              | 15                 |
| Torrey's. Green fleshed; large; earlier than Casaba   | 20              | 10                 |
| Shaw's Golden Superb. (See page 11.)  | 25              | 10                 |
| Skillman's Fine Netted. Of delicious flavor—early   | 15              | 6                  |
| Early Nutmeg. Green fleshed, highly scented; mine is the Boston variety, which is earlier than the Nutmeg grown further South   | 15              | 6                  |
| Long Yellow. Large, sweet, productive; a well known sort  | 15              | 6                  |
| Green Citron. Green fleshed; sweet, melting, and rich flavored  | 15              | 6                  |
| Ward's Nectar. Early, exceedingly prolific, sweet, rich, and delicious; green fleshed. (See page 11.)   | 25              | 10                 |
| Early Jenny Lind. An early sort; favorite with gardeners  | 15              | 6                  |
| New White Japan. Flesh greenish white; early and prolific; delicious  | 15              | 6                  |
| Pine Apple. Oval shaped, rough netted, thick fleshed, juicy and sweet   | 15              | 6                  |
| Casaba. (New.) A very large, long, green fleshed melon, of delicate flavor, thick fleshed, melting and delicious; has been grown to weigh 15 lbs. An acquisition.   | 20              | 10                 |
| Arlington. (New.) Green fleshed.  | 20              | 10                 |
| Hybrid Seed. package only   |                 | 15                 |
| <b>Watermelon.</b>  |                 |                    |
| Ice Cream, True, White Seeded. A very early melon of superior quality. Very popular   | 15              | 6                  |
| Jackson, or Strawberry. (New.) A great favorite in the Middle and Southern States. Delicious, seeds white tipped with red.  | 25              | 15                 |
| New German Watermelon. A choice German watermelon. (For description see page 11.)   | 40              | 10                 |
| Gipsev. A very large and very productive water melon. A great favorite in New Jersey as a market melon. (See page 11.)  | 15              | 6                  |
| Bayard Taylor. A remarkably large, foreign sort, which matures well in this country.  | 25              | 10                 |
| Cream Fleshed Sculptured Seeded. (See page 11.) New; early, remarkably sweet, with singular seed  | 25              | 10                 |
| Mountain Sweet. Early, solid, sweet and delicious; one of the best for northern cultivation   | 12              | 6                  |
| Joe Johnston. (New.) A first class Southern melon; large, round in shape, has a dark green, striped, thin rind and is of the finest flavor; worthy of an extensive trial  | 25              | 10                 |
| Mountain Sprout. Long, striped, scarlet flesh; one of the very best   | 15              | 6                  |
| Phinney's. For hardiness, vigor, and productiveness, unexcelled; early, very reliable, red-fleshed. (See page 11.)  | 20              | 10                 |
| Citron. For preserves; very hardy and productive  | 25              | 6                  |
| New Orange. Improved in size—the rind will peel like an orange when fully ripe  | 15              | 6                  |
| <b>MUSTARD.</b>   |                 |                    |
| Sow in drills one foot apart, and cover seed half inch deep. Thrives readily in almost any soil. Water frequently in dry weather, and for a succession sow every two weeks during the season. Used principally as Cress for salads.   |                 |                    |
| White or Yellow. For salad or medicinal purposes.   | 10              | 6                  |
| <b>NASTURTIUM.</b>  |                 |                    |
| Plant in May in rows; the climbing varieties to cover some arbor, or fence, or climb or twine around the house; the dwarf kind in hills or in rows four feet apart. The leaves are used for salad, and the seeds when soft enough to be easily penetrated by the nail, for pickles. If each dwarf is kept by itself the plants show a display of symmetry.  |                 |                    |
| Tall. An ornamental climber.  | 20              | 6                  |
| Dwarf.  | 25              | 6                  |
| <b>OKRA, or GUMBO.</b>  |                 |                    |
| Select warm and rich soil and plant when the ground becomes warm, in rows two feet apart, thinning plants a foot apart in the row. The pods are used to thicken soups, being gathered when young. In the North they require the warmest locations and it is better to start them in a hot-bed.  |                 |                    |
| Early Dwarf. White, small and round; pods smooth.   | 15              | 6                  |
| Long Green. Later and more productive.  | 15              | 6                  |
| <b>ONION.</b>   |                 |                    |
| The soil should be rather light, and free from large stones. Apply from eight to twelve cords of rich, fine compost to the acre. Plough not over five inches deep, and work well with cultivator. Plough again at right angles with first furrows, and cultivate again. Now rake level and fine, and plant seed in rows fourteen inches apart at rate of four pounds to the acre. Keep very clean of weeds. When ripe, pull and dry a few days before storing. For full particulars in every department for the cultivation of the Onion, see my work on "Onion Raising." |                 |                    |
| Southport White Globe. Remarkably handsome; great cropper, but would not advise to raise it north of southern Connecticut. (See page 12.)   | 45              | 15                 |
| Marzajole. A silvery white skinned variety, possessing the best qualities desirable for culinary purposes.  | 50              | 15                 |
| Yellow Strasburgh, or Large Yellow. A late standard variety.  | 25              | 10                 |
| Mammoth Tripoli. (See page 12.) One of the largest of the giant foreign varieties.  |                 | 15                 |
| Nasbey's Mammoth. (See page 12.)  |                 | 10                 |
| Giant Rocca. A new Italian variety. (See page 12.)  | 40              | 10                 |
| Large Flat White Italian. A mild flavored onion; grown from sets it attains to a very large size.   | 50              | 15                 |
| Early Globe Red. One of the earliest and most productive and handsomest of all the red sorts.   | 35              | 10                 |
| Early Cracker. A decided improvement on Large Yellow, being much earlier and a fine cropper; just the kind for a short season.  | 35              | 10                 |
| White Portugal. Mild flavored, not a good keeper; best for summer.  | 35              | 10                 |
| Large Red Wethersfield. Pleasant flavored, grows very large, keeps well; hardy.   | 25              | 10                 |
| Early Flat Red. A capital sort where the seasons are short.   | 35              | 10                 |
| Southport Red Globe. A great cropper. Very popular in New York market; is late; would not advise to raise north of southern Connecticut.  | 35              | 10                 |
| New Queen. A new English white onion, the earliest of all varieties (See page 11.)  | 50              | 15                 |
| Danvers Yellow. (True.) Large, round, earlier than Large Yellow, very profitable; 1400 bushels have been raised from one acre.  | 35              | 10                 |
| Potato Onions. The bulbs of these are planted.  |                 | per quart 35 cents |
| Onion Sets. From these most of the early onions are raised.   |                 | per quart 50 cents |
| <b>PARSLEY.</b>   |                 |                    |
| Select rich soil and sow the seed in drills one foot apart, covering half inch deep. As the seed is usually from fifteen to twenty five days in vegetating, it will be necessary to sow early. Thin plants to four inches apart when two inches high. The beauty of the plant may be increased by several successive transplantings. It is used principally for flavoring soups, &c., and for garnishing in its natural state.  |                 |                    |
| Fern Leaved. (New.) (See page 10.)  |                 | package only 25    |
| Dickson's Prize.  |                 | package only 10    |
| Dwarf Curled. Finely curled; good for edging or table ornament.   | 10              | 6                  |
| Myatt's Garnishing. Double curled.  |                 | package only 10    |
| Dunnett's Selected. A new English sort.   | 15              | 6                  |
| Drammond's Scotch Curled. (Selected.) Fine for garnishing.  | 25              | 6                  |
| Carter's Champion. Moss curled; elegant for garnishing.   | 25              | 6                  |
| Carter's Covent Garden Garnishing. Probably the best of its type.   | 40              | 10                 |
| <b>PARSNIP.</b>   |                 |                    |
| Give the richest and deepest soil to the long varieties of Parsnip; the Turnip sort will grow well on shallow soil. Make the soil very fine, and plant the seed in rows eighteen inches apart, thinning plants to five inches in the rows. The seed should be planted half inch deep. To keep well in the ground over winter, draw a little earth over the tops.  |                 |                    |



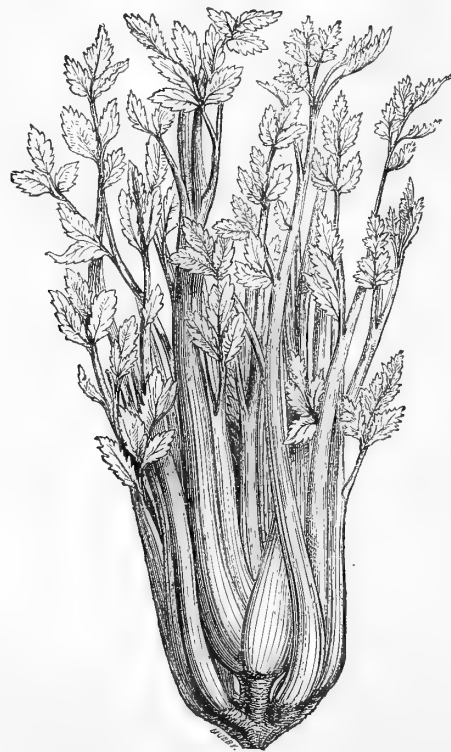
Beginning at the left hand, the smallest carrot is the Scarlet Horn, then follow Short Horn, Long Orange, White Belgian Altringham, and Improved Long Orange, in their order.



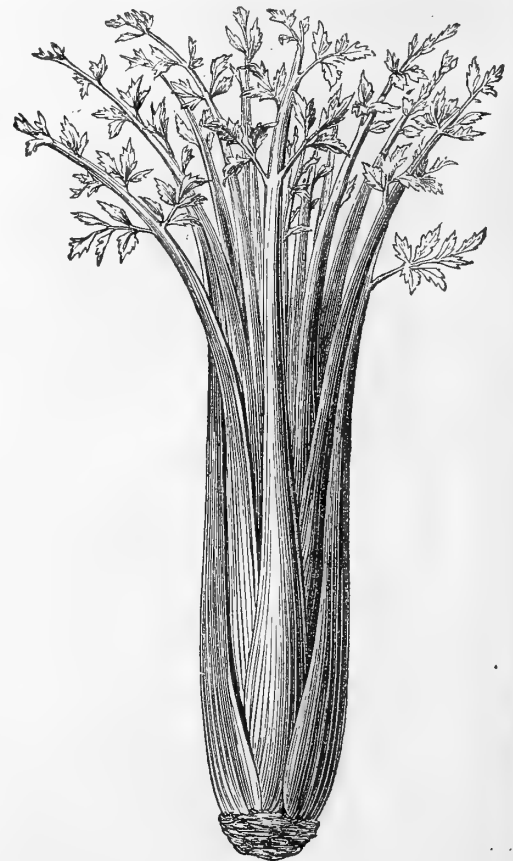
The above tomatoes I have had engraved from photographs taken from specimens grown on my own grounds. No. 1 is the Mammoth Chihuahua; No. 2, Trophy; No. 3, Essex Early; No. 4, Tilden; No. 5, Canada Victor; No. 6, Lester's; No. 7, Rising Sun; No. 8, Boston Market; No. 9, General Grant; No. 10, Keyes' Early; No. 11, Charter Oak; No. 12, Orangefield; No. 13, Early York.



The specimens of corn are not fancy sketches, but were all engraved from photographs which I had taken from specimens grown on my farms. No. 1, Marblehead Mammoth Sweet Corn ; 2, Moore's Early Concord Corn ; 3, Mexican Sweet Corn ; 4, Crosby's Early Sweet Corn ; 5, Early Narragansett Sweet Corn ; 6, Pratt's Early Sweet Corn ; 7, Extra Early Dwarf Sugar Corn. See pages 13 and 14.



Boston Market Celery.



White Solid Celery.



All seed sent by mail at my expense; by express, at the expense of the purchaser.

**PARSNIP.**

- Sutton's Student.** An English variety.
- Round Early, or Turnip.** A new French sort; excellent for shallow soil, shaped like a turnip.
- Large Dutch.** Large and sweet. A standard variety.
- Hollow Crowned, or Guernsey.** The hollow crowns are considered superior in quality to the other varieties.
- Abbott's Improved Hollow Crowned.** A standard English variety.
- Maltese Parsnip.** A new, long English variety.

| Price by Exp's | Price by Mail | Price per p'k'ge |
|----------------|---------------|------------------|
|                | per oz.       |                  |
|                | 12            | 6                |
|                | 15            | 6                |
|                | 12            | 6                |
|                | 12            | 6                |
|                | 12            | 6                |
|                | 15            | 6                |

**PEAS.** Of the numbers printed against the Peas, No. 1 indicates first early class, 2 second early and 3 late class.

**Very Dwarf.** These very low varieties require no staking.

The dwarf varieties should be liberally manured; the tall sort will run too much to vine if liberally manured, it being better to depend on the richness of land that has been previously in good cultivation. Have the dwarfs, that grow not over fifteen inches high, in rows two feet apart; those varieties attaining the height of from two to three feet, in rows three feet apart; and the rows of the tallest sorts, four feet apart. Bush the tall kinds when six inches high; or poles set every six or eight feet with single shoe thread passed from one to the other every four inches in height answer finely. Green peas to retain their sweetness, should be eaten the same day they are gathered.

- 1. **De Grace.** (New.) (For description see page 12.) ..... package only
- 3. **Omega.** (New.) (For description see page 12.) ..... 60 90 15
- 1. **Carter's Extra Early Premium Gem.** A new early dwarf wrinkled pea, sent out last season by Messrs. Carter & Co. seedsmen, of London, as an improvement on Little Gem. More prolific and longer podded. (New. See page 12.) ..... 75 1 05 15
- 1. **Tom Thumb.** One of the very earliest; very productive; pods well filled. Height of vine ten inches. .... 40 70 10
- 2. **McLean's Little Gem.** A wrinkled pea nearly as early as Tom Thumb; quality first rate. Twelve inches. .... 50 80 15
- 1. **McLean's Blue Peter.** (New. See page 12.) Early; of fine quality; pods larger than Tom Thumb, but not so numerous. Ten inches. .... 80 1 10 15
- 2. **Extra Early Dwarf Brittany.** (New.) See page 12. An edible podded pea; early; an acquisition. Eighteen inches. .... 60 90 15
- 2. **Commodore Nutt.** A remarkably dwarf variety of the sugar or string pea; to be snapped like beans. Ten inches. .... 25
- 2. **Drew's Dwarf.** This is a branching variety, each pea making three or four vines. This pea differs from all others in form; medium early. Peas remarkably large and a prolific cropper. .... 50 80 10

**Dwarf.**

All varieties under this class will do without bushing, but on rich, garden soil they will generally do better when bushed.

- 1. **Laxton's No. 1.** (New.) (For description see page 12.) ..... 65 95 15
- 2. **Laxton's Quality.** A second early, wrinkled pea. Highly recommended by the Royal Horticultural Society. .... 50 80 15
- 2. **Nutting's No. 1.** (New.) One of the new, early, round varieties sent out by Messrs. Carter, and highly recommended by them. .... 60 50 15
- 1. **William Ist.** (New.) (For description see page 12.) ..... 60 90 10
- 2. **Fill-Basket.** (New.) (For description see page 12.) ..... 60 90 15
- 1. **Sutton's Emerald Gem.** (New.) (For description see page 12.) ..... 65 95 15
- 1. **Philadelphia Extra Early.** The standard early variety in Philadelphia markets. Of very fine quality. .... 45 75 10
- 1. **Carter's First Crop.** Earliest of all; pods smaller and more numerous than Dan O'Rourke. Two and one-half feet. .... 45 75 10
- 1. **Extra Early Dan O'Rourke.** One of the earliest standard market varieties; very productive. Crop matures all at once. Two feet. .... 35 65 10
- 1. **Kentish Invicta.** A new English variety, very early and of great promise. Crop ripens all together. Two and one-half feet. .... 40 70 10
- 1. **Extra Early Winship.** A new American sort, remarkably early; a fine cropper and of good quality. Two and one-half feet. .... 50 80 10
- 1. **Laxton's Alpha.** One of the new English wrinkled sorts, distinguished for earliness, productiveness and good quality. In yield it probably surpasses any of the early sorts. (See page 12.) ..... 50 80 10
- 1. **Caractacus.** Messrs. Waite & Co., the English seedsmen, send this out as the earliest of all peas. It is adopted by the Boston marketmen as one of the best first early peas. Two feet. .... 55 85 10
- 1. **Early Kent.** This will be found to be a very fine pea of the early class; a keen competitor for market gardeners with the early English sorts. Three feet. .... 35 65 10
- 1. **Dexter.** (New.) A new American pea, selected as being extra early. Worthy of a trial by gardeners. Two and one-half feet. .... 50 80 10
- 2. **McLean's Advancer.** A wrinkled pea—about one fortnight earlier than Champion of England, equal to it in quality, fully as productive, while it grows but two-thirds as high; everything considered, the best of the second earlies for market purposes. Two and one-half feet. .... 40 70 10
- 2. **Hair's Dwarf Mammoth.** One of the best for family use—low and bushy in its habit of growth; peas very large, wrinkled and sweet. Eighteen inches. .... 45 75 10
- 2. **Brown's Dwarf Marrowfat.** The earliest of all marrowfats; dwarfish habit. A first class American variety. Two feet. .... 50 80 10
- 3. **Carter's Leviathan.** A new white wrinkled pea; very large of size and fine of flavor. Two and one-half feet. .... 50 80 10
- 3. **Yorkshire Hero.** A large late wrinkled dwarf; peas remarkably large and fine; a most capital sort for the kitchen garden. Two and one-half feet. .... 45 75 10
- 3. **McLean's Premier.** An English wrinkled pea, pods and peas very large; sent out as being of very superior quality and productiveness. A nice family pea. Two and one-half feet. .... 50 80 10
- 2. **Dwarf Blue Imperial.** An old standard sort; two feet. .... 40 70 10

**Tall Varieties.** All these need bushing.

- 3. **Laxton's Superlative.** (New.) (For description see page 12.) ..... 65 95 15
- 3. **Popular.** (New.) (For description see page 12.) ..... 50 80 15
- 3. **Dwarf Sugar.** A string pea; pods edible. My variety is of dwarfish habit, with fine large pods. Four feet. .... 65 95 15
- 3. **Laxton's Supreme.** One of the green marrow class, yielding remarkably long and well-filled pods. A fine late family garden pea. Five feet. .... 50 80 15
- 3. **Laxton's Quantity.** (New.) A wrinkled marrow of fine flavor, characterized by a robust habit and great productiveness. Five feet. .... 50 80 15
- 3. **Champion of England.** An old favorite; rich flavored and very productive. Four to five feet. .... 35 65 10
- 3. **Black Eyed Marrowfat.** A favorite in the Boston market; large pod; prolific; most capital for market. Three to four feet. .... 20 50 10
- 3. **Missouri Marrowfat.** Not so tall as Large Marrowfat; very productive and a favorite pea with marketmen. Three to four feet. .... 30 60 10
- 3. **Large White Marrowfat.** A standard late sort. .... 25 55 10

**PEPPER.**

Peppers should be started in a cold frame or hot-bed. Transplant the young plants into the open ground towards the close of May in a very sunny location, having the rows eighteen inches apart; thin plants a foot apart in the rows. The ground should be made very rich, either by high manuring before plants are transplanted, or by liberal application of guano, or liquid manures afterward.

- Chili.** Sharply conical, about two inches in length and one-half inch in diameter. Of a brilliant scarlet color when ripe
- Long Yellow.**

|    |   |   |
|----|---|---|
| 40 | 6 | 6 |
| 40 | 6 | 6 |

| All seed sent by mail at my expense; by express, at the expense of the purchaser.  |  | Price<br>per<br>ounce | Price<br>per<br>p'k'ge |
|--|--|-----------------------|------------------------|
| <b>PEPPER.</b>   |  |                       |                        |
| Monstrous or Grossum. A French variety, the largest of all; not very pungent.  |  | 50                    | 10                     |
| Large Bell. A standard sort.   |  | 35                    | 10                     |
| Cayenne. Small, long and tapering; very hot; best for seasoning pickles.   |  | 35                    | 10                     |
| Large Sweet Mountain. Very large and excellent for mangoes.  |  | 50                    | 10                     |
| Cherry. Small, smooth and round; a great bearer.   |  | 40                    | 10                     |
| Squash, or Flat. A great favorite; large and thick fleshed; the best for pickling.   |  | 40                    | 10                     |
| Long Red, or Sante Fe. . . . . package only  |  |                       | 10                     |
| <b>PUMPKIN.</b>  |  |                       |                        |
| Cultivate as Squash, which see for general directions.   |  |                       |                        |
| Nigger. (New.) (For description see page 12.) . . . . . package only   |  | 25                    | 10                     |
| Tree. (New.) (For description see page 12.) . . . . . package only   |  |                       | 15                     |
| Large Field. Good for stock. . . . . per quart 50 cents  |  |                       | 6                      |
| Sugar Pumpkin. Smaller than Large Field, but fine grained and sweeter; first rate either for the table or stock.   |  | 15                    | 6                      |
| Cheese. A small rather early sort. . . . .   |  | 10                    | 6                      |
| Michigan Mammoth. A soft shelled variety, excellent for stock. It grows very large and is a heavy cropper.   |  | 35                    | 15                     |
| <b>RADISH.</b> The crop of seed of several varieties has been nearly a total failure; hence the high price of the seed.  |  |                       |                        |
| For early use sow in spring, as soon as the ground can be worked, in drills six to ten inches apart, covering seed half inch deep. Thin plants an inch apart in the row. As the roots are more succulent and tender when grown quickly, a rich, moist soil should be preferred and frequent watering in dry weather will be found beneficial. For a succession sow every two weeks. The Olive shaped varieties are more tender, sweeter and earlier than the long kinds, and not so apt to be worm eaten. If planted after middle of June almost any land will grow radishes.  |  |                       |                        |
| Carter's Selected Long Scarlet. Sent out by Messrs. Carter & Co. as the best variety of Long Scarlet. Has proved a favorite among market gardeners around Boston.  |  | 20                    | 10                     |
| French Breakfast. A beautiful variety of the Olive radish, scarlet at the body and white at the extremity.   |  | 30                    | 10                     |
| Wood's Fine Frame. Excellent for cultivation under glass; very early. A favorite with English market gardeners. In shape between Olive and Long.   |  | 20                    | 10                     |
| Covent Garden. A fine selection of Long Scarlet. This new sort is considered the best of all the Long Scarlet varieties.   |  | 15                    | 6                      |
| London Particular Long Scarlet. Held in high esteem in London market; fine, long scarlet.  |  | 15                    | 6                      |
| Early Scarlet Olive Shaped. Very early and handsome; quick growth, tender, excellent.  |  | 20                    | 10                     |
| Yellow Summer Turnip. An early and excellent summer variety.   |  | 25                    | 10                     |
| Early Rose Olive. Differs from Early Scarlet Olive in color only.  |  | 15                    | 6                      |
| Red Turnip Rooted. A standard early, very popular in markets of New York.  |  | 20                    | 10                     |
| White Turnip Rooted. For summer and winter use.  |  | 15                    | 6                      |
| Black Spanish. Fine long, late variety; stored for winter use.   |  | 15                    | 6                      |
| Black Spanish. Round variety.  |  | 15                    | 6                      |
| Chinese Rose Winter. By far the best for winter use. Grows large and tender.   |  | 30                    | 10                     |
| Raphanus Caudatus, or Rat-tailed Radish. Pods grow to a foot or more in length, and are edible. . . . . package only   |  |                       | 15                     |
| California Mammoth White. (New.) A new winter sort, eight to twelve inches long, and two inches in diameter in the largest part.   |  | 25                    | 10                     |
| <b>RHUBARB.</b>  |  |                       |                        |
| Sow the seed in drills eighteen inches apart and cover one inch deep. Thin the plants to six inches apart. When the plants are one year old prepare the ground for the final bed by trenching two feet deep, mixing a liberal quantity of manure with the soil. Set plants four feet apart each way. Do not cut until the second year, and give a dressing of manure every fall. If it is desired at any time to increase the bed, the roots may be taken up in the spring and divided.  |  |                       |                        |
| Linnaeus. Large, tender, and of excellent flavor. A well-known market variety.   |  | 40                    | 15                     |
| Mammoth. The largest of all.   |  |                       | 15                     |
| <b>SALSIFY, or VEGETABLE OYSTER.</b>   |  |                       |                        |
| Sow in early spring on light, rich soil, in drills fourteen inches apart and thin the plants to three inches in the row. The roots will be ready for use in October and will sustain no injury by being left in the ground during the winter. When cooked the flavor somewhat resembles the oyster and is a good substitute for it.  |  | 20                    | 6                      |
| <b>SORREL. Large Leaved French.</b>  |  |                       |                        |
| Sow in hot-bed early in the spring, and transplant to the open ground, on warm, mellow soil, when the soil has become warm, setting the plants in rows two feet apart and about sixteen inches apart in the row. As the seed is rather slow to germinate, it should be watered liberally in the hot-bed.   |  | 15                    | 6                      |
| <b>SPINACH.</b>  |  |                       |                        |
| For summer use sow early in spring, in drills eight inches to one foot apart, covering the seed one inch deep. Select rich soil, and manure liberally. A succession may be obtained by sowing at intervals of two weeks through the season. For very early spring use sow in August and protect the plants through the winter by a thick covering of clean straw or some similar, light covering. Spinach is used principally as greens for boiling, and is very highly esteemed for this purpose.   |  |                       |                        |
| New Zealand. Makes a very large plant and will endure drought; best quality.   |  | 15                    | 6                      |
| Prickly Seeded. The hardest variety; thick leaved—for fall sowing.   |  | 10                    | 5                      |
| Round Leaved. The popular summer variety.  |  | 10                    | 5                      |
| Extra Large Round Leaved. (New.)   |  | 15                    | 6                      |
| <b>SQUASH.</b>   |  |                       |                        |
| All vines delight in warm and rich soil. Prepare the ground by thoroughly pulverizing. Manure at rate of six or eight cords to the acre, working it just under the surface with the cultivator or gang plough. Plant in hills nine to ten feet apart for running varieties, and five or six feet apart for bush sorts; work some rich, fine manure into each hill. Plant seed and leave two plants to the hill. Keep well covered with plaster or air-slaked lime in early stages of growth. Cultivate frequently until runners are well started. For full particulars in every department, see my work "Squashes and How to grow them." |  |                       |                        |
| "The Butman." (New.) (For description see page 1.)   |  | 50                    | 15                     |
| Marblehead Squash. (New.) For full description see page 3.)  |  | 25                    | 10                     |
| Vegetable Marrow. The standard English squash; a fair summer variety with us.  |  | 25                    | 6                      |
| American Turban. Decidedly the best of all fall squashes. (See page 8)   |  | 20                    | 10                     |
| Boston Marrow. A standard fall squash; of a rich orange color, and very productive.  |  | 20                    | 6                      |
| Summer Crookneck. Early, fine for summer use.  |  | 12                    | 6                      |
| White Early Bush. The earliest sort.   |  | 12                    | 6                      |
| Golden Bush. A fine early summer sort.   |  | 12                    | 6                      |
| Hubbard. The standard winter squash. (See page 8.)   |  | 20                    | 10                     |
| Yokohama. This squash has the flavor of the crookneck class, but is finer grained and much superior in quality. . . p'k'ge only  |  |                       | 10                     |
| Canada Crookneck. The small, well-known, excellent kind.   |  | 25                    | 6                      |
| Large Winter Crookneck. The old standard sort, the best of keepers.  |  | 15                    | 6                      |
| Mammoth Yellow. Weighing from 100 to 300 pounds.   |  | 50                    | 15                     |
| Cocoanut. (See page 3.) A half-bush variety of small size, but remarkably heavy and very prolific; fine grained and of a very rich, chestnut-like flavor. This squash is worth raising as an ornament for the parlor.  |  | 40                    | 10                     |
| <b>SUNFLOWER.</b>  |  |                       |                        |
| Sow thinly in drills three feet apart and thin to one and one-half feet apart in the row.  |  |                       |                        |
| Common.  |  | 10                    | 6                      |
| Mammoth Russian. A fine variety. (See page 12.) . . . . . package only   |  |                       | 10                     |

All seed sent by mail at my expense; by express, at the expense of the purchaser.

**SWISS CHARD.**

Plant and cultivate as Beets. The tops while young are boiled as greens and the centre leaf cooked and served like asparagus.

|  |    |   |
|--|----|---|
| <b>Ornamental Varieties.</b> These leaf vines are white or brilliant scarlet and yellow, and are planted in England scattered through flower plots with fine effect. .... package only | 10 | 6 |
| <b>Common Chard.</b> .....   | 15 | 6 |

**TOMATO.** With the single exception of Tomato De Laye all of the varieties of Tomatoes are of my own growing from carefully selected stock.

Sow the seeds in March or April in the hot-bed or in pots in a sunny exposure in the house. If it is desired to make very healthy, stocky plants, they may be transplanted or repotted when about two or three inches high, to dwarf and give them more room. When five or six inches high, if the ground has become warm, transplant them to the open ground, on a rainy or cloudy day if possible, if not, the young plants should be liberally watered and shaded from the hot sun. The richer the soil the more handsome and plentiful the fruit will be, but if it is desirable to have the fruit ripen as early as possible select rather light, poor soil and a sunny location. Trimming off the laterals, training to a stake and propagating by slips, are believed by many to promote earliness. Set the plants four feet apart each way, upon mounds of earth, to allow the foliage to open and let the sun in amongst the fruit. A cheap trellis made by driving three stakes around the plants and encircling them with three or four barrel hoops makes a very nice support for training them on in the garden. Checking the growth of the vines by pinching off the ends will be found beneficial, after the fruit has begun to set.

|  |      |    |
|--|------|----|
| <b>Alliance.</b> A large purple tomato, resembling "Lester's Perfected" in type, but an improvement on that fine old variety. pk. only                                 | 10   |    |
| <b>Early Dwarf Red.</b> A new French variety, about as early as Dwarf Scotch. .... package only  | 10   |    |
| <b>Paragon.</b> (New.) (For description see page 12.) .... package only  | 15   |    |
| <b>Robert.</b> (New.) An early variety, but not so early with me as Canada Victor. ....  | 40   | 10 |
| <b>Canada Victor.</b> (New.) For full description of this fine, new tomato see page 8. ....  | 75   | 10 |
| <b>Canada Victor.</b> <i>Extra selected seed.</i> .....  | 1 50 | 15 |
| <b>Hathaway's Excelsior.</b> The best of the spherical, round tomatoes, being quite early, uniformly round, very solid, of excellent quality and very productive. .... | 40   | 10 |
| <b>Arlington.</b> (New.) Of large size, quite smooth; late. (See page 14.) .....   | 50   | 10 |
| <b>Charter Oak.</b> (New.) A very handsome, large round variety. ....  | 45   | 10 |
| <b>Essex Early Round.</b> Very early, round and solid. A capital sort for early market; very popular in eastern Massachusetts. ....                                    | 40   | 10 |
| <b>Hubbard's Curled Leaf.</b> This tomato so closely resembles Early York that I consider it but a strain of that variety. ....  | 40   | 10 |
| <b>Purple Husk.</b> Resembles Alkekengi, but is several times as large and more acid in its flavor. .... package only  | 15   |    |
| <b>Trophy.</b> A magnificent new variety. Particularly valuable in the home garden. ....   | 60   | 15 |
| <b>Alger.</b> Mr. F. R. Elliott claims this to be the best among twenty varieties; middling early. ....  | 40   | 10 |
| <b>Gen. Grant.</b> Remarkably smooth, symmetrical and solid. A popular market sort around Boston. ....   | 40   | 5  |
| <b>Crimson Cluster.</b> Grows in large clusters, yielding handsome fruit, oftentimes flecked with gold-like spots. ....  | 40   | 10 |
| <b>Orangefield.</b> A new English variety of a rich fruity flavor. ....  | 45   | 10 |
| <b>Early York.</b> Very early, dwarf and productive. ....  | 40   | 10 |
| <b>Dwarf Scotch.</b> Early; the most dwarf of all excepting De Laye and Wonder. ....   | 40   | 5  |
| <b>Keyes' Early Prolific.</b> One of the earliest; bears its fruit in large clusters of medium sized tomatoes. ....  | 40   | 10 |
| <b>Yellow Fig.</b> Pear shaped, and used to preserve as figs. .... package only  | 10   |    |
| <b>Maupay's Superior.</b> Large, smooth and symmetrical. .... package only   | 10   |    |
| <b>Cherry.</b> Flavor unsurpassed. Fruit small, but a wonderful cropper. .... package only   | 5    |    |
| <b>Fejee.</b> Very similar to Lester's Perfected. ....   | 40   | 10 |
| <b>Mammoth Chihuahua.</b> Grows to weigh as high as two pounds each. More curious than useful. .... package only   | 5    |    |
| <b>Cook's Favorite.</b> Roundish in shape and quite solid when fully ripe. ....  | 40   | 5  |
| <b>Boston Market.</b> Unsurpassed as a large smooth variety for market purposes; the standard in Boston market. ....   | 40   | 10 |
| <b>New White Apple.</b> Sweet, with a rich, fruit-like flavor. Highly ornamental for the table. .... package only  | 10   |    |
| <b>Large Yellow.</b> Large and of a sweetish and peculiar flavor. ....   | 40   | 5  |
| <b>Large Smooth Red.</b> The standard kind; good for market purposes. ....   | 40   | 5  |
| <b>Tomato De Laye.</b> The new French upright variety; large and of superior quality, but a shy bearer. .... package only  | 10   |    |
| <b>Tilden.</b> First class on low, rich soil; of large size, thick meated, smooth and of high flavor. ....   | 40   | 5  |
| <b>New Mexican.</b> New, large, round; a good variety for the South. ....  | 45   | 5  |
| <b>Strawberry, or Ground Cherry.</b> (Alkekengi.) Grows enclosed in a husk; excellent for preserves; will keep with husks all winter. .... package only                | 10   |    |
| <b>Yellow Plum.</b> Small, elegant. Nice for preserves. .... package only  | 10   |    |
| <b>Currant.</b> Very elegant; resembles long bunches of currants; very ornamental. .... package only   | 15   |    |

**TURNIP.**

For early use sow the small sorts as soon as the ground can be worked in the spring, in drills fourteen inches apart—the Rutabagas thirty inches. As the seed is very fine it should be covered but slightly, excepting in very dry weather. Select light, and if possible, new soil, and manure with plaster and ashes, or phosphates. Should the young plants be troubled with insects, a sprinkling of the same will be found beneficial. Of the early varieties thin the plants to six inches apart and the Rutabagas to one foot. For fall and winter use the early kinds should be sown from the middle of July to the middle of August, and the Rutabagas from the middle of June to the first of July, using from one to one and a half pounds of seed to the acre. Turnips are very extensively used as winter feed for cattle and sheep, "Swede" and "Rutabaga" being synonymous terms, the names below, given as they are generally used, will be readily understood.

|   |    |   |
|---|----|---|
| <b>American Rutabaga.</b> Popular among our market gardeners both for table and for feeding stock. Flesh very solid. A first-rate keeper. ....  | 10 | 6 |
| <b>White Tankard.</b> One of the English varieties—in shape resembling a tankard. White-fleshed; a very heavy cropper. ....   | 10 | 6 |
| <b>Early Red Top.</b> Fine, sweet, mild, rapid grower; very early and popular. ....   | 10 | 6 |
| <b>Early White Top.</b> Differs from Red Top only in color. ....  | 10 | 6 |
| <b>Yellow Finland.</b> Very elegant; less eaten by worms than most sorts. ....  | 15 | 6 |
| <b>Orange Jelly.</b> A round, yellow English turnip of finer quality than Golden Ball. ....   | 10 | 6 |
| <b>Improved Yellow Globe.</b> Fine for family use or for field culture. An excellent American variety. ....   | 12 | 6 |
| <b>Jersey Navet.</b> A new English variety of white turnip; an underground turnip; early, very sweet. ....  | 15 | 6 |
| <b>Carter's Imperial Swede.</b> Messrs. Carter & Co. rank this as the best of their swede turnips. ....   | 10 | 6 |
| <b>Long White Cowhorn.</b> Matures quickly, carrot shaped, fine grained and sweet. ....   | 10 | 6 |
| <b>Green Top Aberdeen.</b> Round, yellow-fleshed and firm; a good keeper. This variety in earliness and for stock purposes is half way between the early varieties and the Rutabaga. .... | 10 | 6 |
| <b>Sweet German.</b> Large, white, sweet, excellent—a first rate keeper. ....   | 10 | 6 |
| <b>Skirving's Purple Top Rutabaga.</b> A standard field variety for stock and fine for family use. Yellow fleshed. ....   | 10 | 6 |
| <b>Devonshire Grey Stone.</b> A fine English kind for fall use for stock. ....  | 10 | 6 |
| <b>London Purple Top Swede.</b> Short neck and round in shape; grows to a larger size than Skirving's and has a shorter neck. Yellow fleshed. ....  | 10 | 6 |
| <b>Shamrock Swede.</b> A popular English sort. Short neck and oblong in shape. Yellow fleshed. ....   | 10 | 6 |
| <b>Laing's Improved Swede.</b> One of the earliest swedes; a handsome variety of excellent quality. Yellow fleshed. For the table. ....   | 10 | 6 |
| <b>Large White French.</b> A white market rutabaga. ....  | 10 | 6 |

**SWEET OR POT AND MEDICINAL HERBS.**

|                                  | per oz. | P'k'ge |                   | per oz. | P'k'ge |                      | per oz. | P'k'ge |
|----------------------------------|---------|--------|-------------------|---------|--------|----------------------|---------|--------|
| Sage—American seed.....          | 40      | 10     | Hoarhound.....    | 40      | 10     | Fenugreek.....       |         | 6      |
| Thyme, broad leaved English..... | 40      | 10     | Hyssop.....       | 15      | 6      | Henbane.....         |         | 6      |
| Summer Savory.....               | 25      | 6      | Rue.....          | 50      | 10     | Lavender.....        | 30      | 5      |
| Sweet Basil.....                 | 15      | 6      | Rosemary.....     | 50      | 10     | Melis Balm.....      |         | 10     |
| Sweet Marjoram.....              | 30      | 6      | Sweet Fennel..... | 10      | 6      | White Poppy.....     |         | 6      |
| Caraway.....                     | 10      | 6      | Saffron.....      | 10      | 6      | Wormwood.....        |         | 10     |
| Coriander.....                   | 10      | 6      | Belladonna.....   |         | 6      | Fuller's Teasel..... | 15      | 6      |
| Dill.....                        | 10      | 6      | Cumin.....        |         | 6      |                      |         |        |

**GRASS AND CLOVER SEEDS, &c.**

|  | Price by Mail.      |   | Price by Mail.       |
|--|---------------------|---|----------------------|
| SilverHull Buckwheat. (New.) (See page 10.)..... | per pound 35 cents. | Giant Summer Rye. (Kernels enormously large; a spring rye. 60 cts. pt. Osage Orange. For hedges.....) | per pound, 75 cents. |
| Chinese Hulless Oats. (New.) (See page 10.)..... | per pound 50 cents. | White Clover.....   | per pound 75 cents.  |
| Probsteier Oats. (See description below).....    | per pound 35 cents. | Perennial Rye Grass.....  | per quart 35 cents.  |
| Excelsior Oats. (See description below).....     | per pound 35 cents. | Hungarian Grass.....  | Market rates.        |
| Orchard Grass.....                               | per quart 30 cents. | Timothy Grass.....  | " "                  |
| English Lawn Grass.....                          | per quart 50 cents. | Red Top Grass.....  | " "                  |
| Alsike Clover.....                               | per pound 50 cents. |   |                      |
| Red Clover.....                                  | 35 cents.           |   |                      |

**PRICE LIST OF POTATOES, ASPARAGUS ROOTS, &c.**

For descriptions of Potatoes see further on.

\*Per express or freight, at the expense of the purchaser, except where mail prices are quoted.

|  | In lots of 25 bbls. | In lots of 10 bbls. | Per Barrel. | Per Bushel. | Per Peck. | 25 Eyes by mail. |
|--|---------------------|---------------------|-------------|-------------|-----------|------------------|
| Calcutta Seedling. (New.) Per mail \$1 00 per lb.....  |                     |                     |             |             |           | 1 00             |
| Burbank's Seedling. (New.) Per mail \$1 00 per lb..... |                     |                     | 20 00       | 10 00       | 3 00      | 1 00             |
| Dunmore Seedling. (New.) Per mail \$1 00 per lb.....   |                     |                     |             | 10 00       | 3 00      | 1 00             |
| Early Ohio. Per mail \$1 per lb.....                   |                     |                     | 10 00       | 5 00        | 1 75      | 1 00             |
| Paragon. (New.).....                                   |                     |                     | 10 00       | 5 00        | 1 75      | 75               |
| Snowflake. (New.).....                                 |                     |                     | 7 00        | 3 50        | 1 25      | 75               |
| Eureka. (New.).....                                    |                     |                     | 7 00        | 3 50        | 1 25      | 75               |
| Extra Early Vermont.....                               |                     |                     | 5 00        | 2 50        | 85        | 50               |
| Brownell's Beauty.....                                 |                     |                     | 5 00        | 2 50        | 85        | 50               |
| New York Late Rose.....                                |                     |                     | 5 00        | 2 50        | 85        | 50               |
| Bresee's No. 6, or Peerless.....                       |                     |                     | 5 00        | 2 50        | 85        | 50               |
| Early Rose.....  |                     |                     | 4 00        | 2 00        | 75        | 50               |
| Excelsior.....   |                     |                     | 5 00        | 2 50        | 85        | 50               |
| Compton's Surprise.....                                |                     |                     | 5 00        | 2 50        | 85        | 50               |

**CONOVER'S COLOSSAL ASPARAGUS.**

Roots One year old. Price per 100, \$1.25; per 1000, \$10.00; per mail, per 100, \$2.50; small roots, per 100 per mail, \$1.60.  
Two years old, Price per 100, \$1.50; per 1000, \$12.00; these are too bulky to send by mail.

**STRAWBERRY VINES.**

Wilson's Albany; Charles Downing; Jucunda; Lady of the Lake; Hovey's Seedling; Green Prolific; Black Defiance; Price each per 100, \$1.00; per 1000 \$8.00; per 100, per mail, \$1.40.  
Horseradish Setts. Per 100, \$1.00; per 1000, \$7.00; per 100, per mail, \$1.50.



**Marblehead Champion Pole Bean.**

After testing on my experimental grounds for the past ten years almost every variety of pole bean known, I find this new pole bean excels every other variety in earliness. While, as is well known to market gardeners, the pole varieties do not usually begin to blossom until the first picking has been made on the early sorts of bush beans that were planted at the same date, the Marblehead Champion Pole will be found to be so early as to have beans ready to pick for market as early or earlier than the earliest bush varieties. Per package, 15 cents.

**EXCELSIOR OATS.** This new white oat is warmly endorsed by Hon. Levi Bartlett, a distinguished agricultural writer, and highly recommended for the size of the grains, the weight per bushel, and for its great productiveness. These oats were imported from England and distributed by the Department of Agriculture at Washington in 1869. This is a white bush Oat, but very distinct from the Probsteier. It is a very early variety, ripening ten or twelve days in advance of the common oat. The yield per acre has not been quite equal to the Probsteier, but they are heavier, weighing sometimes 42 lbs. to the measured bushel.

Per bushel (of 32 lbs.) \$2.00 | Per peck - - - \$7.00  
Per half bushel - - - 1.25

**WHITE PROBSTEIER OATS.** These are a German oat, well adapted to this climate, and so far have not shown that inclination to deteriorate or "run out" that is usually exhibited by other heavy varieties. It is somewhat taller than the common variety, of strong rank growth, the leaves being very long and wide, and of an unusually dark green color. The straw is Coarse and Strong and not liable to lodge. This is also a bush Oat, the grain being distributed on all sides of the heads, which are large and well filled. The kernels are large and plump, and enveloped in a soft, thin, white husk. It ripens two or three days later and yields much better than the common variety. The yield has varied from 56 bushels to 98 bushels per acre; the average for six years being a little over 74 bushels per acre. They sometimes weigh 39 lbs. to the bushel. Price same as Excelsior Oats.



# SEED BY THE POUND OR BY THE BUSHEL.

Rates by mail, postage paid by me; when ordered by express, express charges to be paid by purchaser.

|   | Mail. | Exp.  |
|---|-------|-------|
| lb.                                       | lb.   | lb.   |
| <b>ASPARAGUS.</b>                         |       |       |
| Conover's Colossal.....                   | 50    | 1 58  |
| <b>BEEF.</b>                              |       |       |
| <b>Table Varieties.</b>                   |       |       |
| Early Bassano.....                        | 30    | 1 16  |
| Yellow Turnip.....                        | 40    | 1 58  |
| Bastian's New Turnip Beet.....            | 60    | 2 16  |
| Bastian's Half Long.....                  | 50    | 1 66  |
| Early Blood Turnip.....                   | 30    | 1 06  |
| Dewing's Early Blood Turnip.....          | 30    | 1 16  |
| Egyptian.....                             | 75    | 2 06  |
| Simon's Early Blood Turnip.....           | 30    | 1 16  |
| Long Smooth Dark Blood.....               | 30    | 1 06  |
| <b>BEEF.</b>                              |       |       |
| <b>Mangold Wurtzels (for stock.)</b>      |       |       |
| Norbiton Giant Long Red.....              | 25    | 88    |
| Improved American Sugar.....              | 40    | 1 40  |
| Carter's Orange Globe.....                | 25    | 88    |
| Carter's Long Red Mammoth.....            | 25    | 88    |
| Yellow Ovoid.....                         | 25    | 88    |
| White Sugar.....                          | 20    | 78    |
| Vilmorin's Improved French Sugar.....     | 50    | 1 58  |
| Yellow Globe.....                         | 20    | 78    |
| Red Globe.....                            | 20    | 78    |
| Red Ovoid.....                            | 25    | 88    |
| <b>BERBERRY.</b> See note on page 14..... | 50    | 1 50  |
| <b>CABBAGE.</b>                           |       |       |
| Wyman.....                                | 3 00  | 10 08 |
| Cannon Ball.....                          | 1 50  | 5 08  |
| Fottler's Early Drumhead.....             | 2 00  | 7 08  |
| Little Pixie.....                         | 75    | 2 58  |
| Nonpareil—very early.....                 | 50    | 1 58  |
| Early York.....                           | 40    | 1 58  |
| Early Jersey Wakefield (true).....        | 2 00  | 7 08  |
| Early Schweinfurt.....                    | 1 25  | 4 08  |
| Early Winnigstadt.....                    | 1 00  | 3 16  |
| Bergen Drumhead.....                      | 1 25  | 3 58  |
| Stone Mason Drumhead (fine).....          | 1 50  | 5 08  |
| Marblehead Mammoth Drumhead.....          | 2 50  | 8 08  |
| Premium Flat Dutch.....                   | 1 25  | 4 08  |
| Improved American Savoy.....              | 1 50  | 5 08  |
| Red Drumhead.....                         | 1 25  | 4 08  |
| Red Dutch.....                            | 1 00  | 3 08  |
| Savoy for Greens.....                     | 20    | 78    |
| <b>CARROT.</b>                            |       |       |
| Early Short Horn.....                     | 50    | 1 58  |
| Carter's Early Horn.....                  | 50    | 1 58  |
| Improved Long Orange.....                 | 50    | 1 58  |
| Long Orange.....                          | 40    | 1 33  |
| Large White Belgian.....                  | 30    | 1 03  |
| Yellow Belgian.....                       | 40    | 1 30  |
| Red Altringham.....                       | 30    | 1 08  |
| <b>CAULIFLOWER.</b>                       |       |       |
| Lenormand's.....                          | 5 00  | 18 16 |
| Early Paris.....                          | 4 00  | 12 16 |
| <b>CELERY.</b>                            |       |       |
| Sandringham.....                          | 1 50  |       |
| Boston Market.....                        | 1 25  | 5 08  |
| White Solid.....                          | 75    | 2 08  |
| Turner's White Solid.....                 | 75    | 2 08  |
| <b>CHICKORY.</b>                          | 30    | 1 08  |
| <b>CRESS.</b>                             |       |       |
| Curled.....                               | 20    | 83    |
| <b>CUCUMBER.</b>                          |       |       |
| Extra Early Russian.....                  | 50    | 1 53  |
| Early Cluster.....                        | 30    | 1 08  |
| Early Frame.....                          | 30    | 1 08  |

|  | Mail. | Exp. |
|--|-------|------|
| lb.  | lb.   | lb.  |
| <b>CUCUMBER.</b>   |       |      |
| Early White Spine.....   | 50    | 1 58 |
| Long Green.....  | 50    | 1 58 |
| Boston Pickling.....   | 60    | 2 08 |
| Short Pickling.....  | 60    | 2 08 |
| New Jersey Hybrid, (an extra long white spine).....                              | 50    | 1 58 |
| White Japan, (an extra early white spine).....                                   | 50    | 1 58 |
| Short Green.....   | 50    | 1 58 |
| <b>LETTUCE.</b>  |       |      |
| White Tennis Ball.....   | 1 00  | 3 16 |
| Early Curled Silesia.....  | 60    | 2 16 |
| Early Simpson.....   | 1 00  | 3 16 |
| Boston Curled (true).....  | 1 00  | 3 16 |
| Neapolitan Cabbage.....  | 1 00  | 3 16 |
| Drumhead.....  | 60    | 2 16 |
| Perpignan.....   | 1 00  | 3 16 |
| <b>MELON.</b>  |       |      |
| <b>Muskmelon.</b>  |       |      |
| Ward's Nectar.....   | 60    | 2 08 |
| Arlington.....   | 50    | 1 58 |
| Sills Hybrid.....  | 60    | 2 08 |
| Christiana.....  | 50    | 1 58 |
| Improved Cantaloupe.....   | 60    | 2 08 |
| Skillmans.....   | 50    | 1 58 |
| Jenny Lind.....  | 50    | 1 58 |
| Nutmeg. (The early Boston variety).....  | 50    | 1 58 |
| White Japan.....   | 50    | 1 58 |
| Green Citron.....  | 40    | 1 33 |
| Long Yellow.....   | 30    | 1 08 |
| Casaba.....  | 50    | 1 53 |
| <b>Watermelon.</b>   |       |      |
| Strawberry.....  | 60    | 2 08 |
| Bayard Taylor.....   | 75    | 2 50 |
| Gypsy.....   | 50    | 1 58 |
| Mountain Sweet.....  | 35    | 1 08 |
| Mountain Sprout.....   | 35    | 1 28 |
| Phinney's.....   | 50    | 1 58 |
| Ice Cream.....   | 50    | 1 58 |
| Orange.....  | 50    | 1 53 |
| Japan Cream-Fleshed Sculptured-Seeded.....                                       | 60    | 2 08 |
| <b>MUSTARD.</b>  |       |      |
| White.....   | 20    | 53   |
| <b>OKRA.</b>   |       |      |
| Early Dwarf.....   | 30    | 1 16 |
| Long Green.....  | 30    | 1 16 |
| <b>ONION.</b>  |       |      |
| Early Globe Red (my own growing).....  | 1 00  | 3 66 |
| Early Flat Red.....  | 1 00  | 3 66 |
| Large Red Wethersfield (my own growing).....                                     | 75    | 2 03 |
| Southport Red Globe.....   | 1 00  | 3 66 |
| Southport White Globe.....   | 1 25  | 4 66 |
| Early Cracker (my own growing).....  | 1 00  | 3 66 |
| Early Round Yellow Danvers, (my own growing).....                                | 1 00  | 3 66 |
| White Portugal.....  | 1 00  | 3 66 |
| Late Yellow or Strasburg.....  | 75    | 2 66 |
| New Queen.....   | 2 00  |      |
| Marzajole.....   | 1 75  |      |
| Ten pound lots or more of either of the above varieties 25 cents less per pound. |       |      |
| <b>PARSNIP.</b>  |       |      |
| Double Curled.....   | 35    | 1 32 |
| <b>PARSNIP.</b>  |       |      |
| Maltese.....   | 40    | 1 58 |
| Large Dutch.....   | 25    | 86   |
| Abbott's Improved Hollow Crowned.....  | 40    | 1 33 |
| Large Hollow Crowned, or Gurnsey.....  | 30    | 1 08 |

|  | Mail. | Exp. |
|--|-------|------|
| <b>PARSNIP.</b>                            | lb.   | lb.  |
| Student.....                               | 30    | 1 08 |
| <b>PUMPKIN.</b>                            |       |      |
| Sugar.....                                 | 30    | 108  |
| Large Field.....                           | 15    | 48   |
| Cheese.....                                | 20    | 83   |
| <b>RADISH.</b>                             |       |      |
| Carters Selected Long Scarlet.....         | 50    | 1 66 |
| Yellow Summer Turnip.....                  | 70    | 2 40 |
| London Particular Long Scarlet.....        | 40    | 1 40 |
| Early Scarlet Olive.....                   | 60    | 2 16 |
| French Breakfast.....                      | 75    | 2 66 |
| Early Rose Olive.....                      | 40    | 1 40 |
| Covent Garden (Early Long Scarlet).....    | 40    | 1 40 |
| Red Turnip.....                            | 55    | 1 90 |
| White Turnip.....                          | 50    | 1 66 |
| Wood's Fine Frame.....                     | 40    | 1 40 |
| Chinese Rose Winter.....                   | 75    | 2 66 |
| Black Spanish (Long).....                  | 40    | 1 40 |
| Black Spanish (Round).....                 | 40    | 1 40 |
| California White.....                      | 75    | 2 66 |
| <b>SAGE.</b> American.....                 | 1 25  | 4 08 |
| <b>SALSIFY, or Vegetable Oyster.</b> ..... | 50    | 1 66 |
| <b>SPINACH.</b>                            |       |      |
| Round Leaved.....                          | 20    | 68   |
| Prickly Seeded.....                        | 20    | 68   |
| New Zealand.....                           | 30    | 1 16 |
| <b>SQUASH.</b>                             |       |      |
| Marblehead.....                            | 70    | 2 08 |
| Hubbard.....                               | 60    | 2 08 |
| American Turban.....                       | 60    | 2 08 |

|  | Mail. | Exp. |
|--|-------|------|
| <b>SQUASH.</b>   | lb.   | lb.  |
| Boston Marrow.....                                       | 50    | 1 55 |
| Summer Crookneck.....                                    | 30    | 1 08 |
| Large Winter Crookneck.....                              | 30    | 1 08 |
| Early White Bush, or Scallop.....                        | 30    | 1 08 |
| Early Yellow Bush.....                                   | 30    | 1 08 |
| <b>TOMATO.</b>   |       |      |
| Canada Victor. [Selected seed.].....                     | 2 25  | 7 58 |
| Canada Victor, (Extra Selected Seed \$1 50 per oz.)..... |       |      |
| Trophy.....  | 2 00  | 6 08 |
| Essex Early.....   | 1 50  | 5 08 |
| Gen. Grant.....  | 1 25  | 4 08 |
| Keyes' Early Prolific.....                               | 1 25  | 4 08 |
| Boston Market.....                                       | 1 50  | 5 08 |
| Large Red.....   | 1 25  | 4 08 |
| Tilden.....  | 1 25  | 4 08 |
| <b>TURNIP.</b>   |       |      |
| White Tankard.....                                       | 20    | 83   |
| American Rutabaga.....                                   | 30    | 1 08 |
| Devonshire Greystone.....                                | 40    | 1 33 |
| Early Red Top.....                                       | 25    | 86   |
| Early White Top, or Early White Dutch.....               | 25    | 86   |
| Golden Ball.....   | 30    | 1 08 |
| Improved Yellow Globe.....                               | 40    | 1 33 |
| Yellow Top Aberdeen.....                                 | 25    | 86   |
| Long White Cowhorn.....                                  | 25    | 86   |
| Skirving's Swede, or Rutabaga.....                       | 20    | 83   |
| Carter's Imperial Swede.....                             | 20    | 83   |
| Orange Jelly.....  | 30    | 1 08 |
| Large White French.....                                  | 25    | 86   |
| Sweet German.....  | 30    | 1 08 |
| London Purple Top Swede.....                             | 20    | 83   |
| Shamrock Swede (fine).....                               | 30    | 1 08 |
| Laing's Swede.....                                       | 25    | 88   |
| Jersey Navet.....  | 50    | 1 68 |


Seeds by the peck or bushel, per express or freight; charges to be paid by purchaser.

|                                  | Peck. | Bushel. |
|----------------------------------|-------|---------|
| <b>BEANS.</b>                    |       |         |
| <b>Bush or Dwarf.</b>            |       |         |
| Yellow Eye.....                  | 1 25  | 4 50    |
| Early Fegee.....                 | 1 50  | 5 00    |
| Early Long Yellow Six Weeks..... | 1 75  | 6 00    |
| Dwarf German Wax (round).....    | 2 50  | 8 00    |
| Dwarf German Wax (long).....     | 2 50  | 8 00    |
| Early White Marrow.....          | 1 25  | 4 50    |
| Early White Navy or Pea.....     | 1 25  | 4 50    |
| Early White Medium.....          | 1 25  | 4 50    |
| Early Mohawk.....                | 1 75  | 6 00    |
| Dwarf Wax.....                   | 2 25  | 8 00    |
| Early Valentine.....             | 1 75  | 6 00    |
| Early China.....                 | 1 50  | 5 00    |
| <b>BEANS.</b>                    |       |         |
| <b>Pole or Running.</b>          |       |         |
| Horticultural.....               | 3 00  | 9 00    |
| Concord.....                     | 3 00  | 9 00    |
| <b>BROOM CORN.</b>               |       |         |
| Improved Evergreen.....          | 1 50  | 5 00    |
| Evergreen.....                   | 1 25  | 4 50    |
| <b>ALSIKE CLOVER.</b> .....      | 4 00  | 15 00   |
| <b>CORN.</b>                     |       |         |
| Mexican.....                     | 1 75  | 6 00    |
| Bates.....                       | 1 75  | 6 00    |
| Moore's Early Concord.....       | 1 75  | 6 00    |
| Early Minnesota.....             | 1 75  | 6 00    |
| Crosby's Early Sweet.....        | 1 75  | 6 00    |
| Stowell's Evergreen Sweet.....   | 1 50  | 5 00    |
| Early Yellow Field.....          | 1 00  | 3 00    |
| Mammoth Field.....               | 1 25  | 4 50    |

|                                  | Peck.         | Bushel. |
|----------------------------------|---------------|---------|
| <b>CORN.</b>                     |               |         |
| Sweet Corn for Fodder.....       | 1 00          | 3 00    |
| Hundred Days Dent.....           | 1 25          | 4 50    |
| <b>ONIONS.</b>                   |               |         |
| Potato Onions.....               | 1 75          | 6 00    |
| Onion Sets.....                  | Market price. |         |
| <b>PEAS</b>                      |               |         |
| Extra Early Premium Gem.....     | 3 50          | 13 00   |
| Laxtons Alpha.....               | 2 75          | 10 00   |
| William 1st.....                 | 3 00          | 11 00   |
| Philadelphia Extra Early.....    | 2 25          | 8 00    |
| Kentish Invicta.....             | 2 25          | 8 00    |
| Early Dexter.....                | 2 25          | 8 00    |
| Early Kent.....                  | 2 00          | 7 00    |
| Brown's Dwarf Marrowfat.....     | 2 50          |         |
| Early Winship.....               | 2 25          | 8 00    |
| Carter's First Crop.....         | 2 25          | 8 00    |
| Early Caractacus.....            | 2 75          | 10 00   |
| McLean's Little Gem (Dwarf)..... | 3 25          | 12 00   |
| Early Tom Thumb (Dwarf).....     | 2 50          | 9 00    |
| Extra Early Dan O'Rourke.....    | 2 00          | 7 00    |
| McLean Advancer.....             | 2 25          | 8 00    |
| Drew's Dwarf.....                | 2 25          | 8 00    |
| McLean's Premier.....            | 2 50          | 9 00    |
| Champion of England.....         | 2 00          | 7 00    |
| Missouri Marrowfat.....          | 1 75          | 5 00    |
| Black Eyed Marrowfat.....        | 1 50          | 4 50    |
| Large White Marrowfat.....       | 1 25          | 4 00    |
| Canada Field.....                | 75            | 2 50    |

### SUPERIOR ONION SEED.

Sow in drills 14 inches apart, using 4 lbs. of seed to the acre.

 My stock of Onion Seed is raised with peculiar care, none but the very best and earliest onions being selected for seed stock, and from these I select carefully, by hand, my seed onions. *Not an ounce of seed is sent out from my establishment that is not perfectly reliable.* Exercising such care, I claim for it a quality superior to most of that in the market, which is raised either from very small, refuse onions, from large and coarse onions, or, again, from such onions as the seed grower chances to have on hand—either of which qualities tends to produce poor onions. All the onion seed of my own growing is raised in locations perfectly isolated, and *the yellow sorts will be found to be almost entirely free of any mixture with red.* Below I add a few extracts from the many letters received from my customers.

**Early Round Danvers Yellow Onion.** The Danvers Onion excels in earliness, and yields more than the Flat Red or Yellow sorts. Over 1000 bushels have been raised on an acre. It commands a readier sale than the Red sorts, and brings a higher price in the market.

**Early Flat Red.** One of the very earliest, hardy and reliable. A capital sort for the extreme north where other sorts are too late to bottom and ripen well.


**Early Round Red, or Danvers Red.** This ripens two or three weeks earlier than Red Wethersfield. Scullions are almost unknown with this onion when grown from most carefully selected seed stock, it being as reliable for bottoming well as Winnigstadt Cabbage is to make a head.


**Southport Late Red Globe.** This variety of Late Red is very popular in the markets of New York, where it sells at a higher price per barrel than the common Red Wethersfield. Being much rounder it measures better, and for this reason also is more profitable for market gardeners to grow. It is quite late, and I therefore do not recommend it for farmers who live north of southern Connecticut.

**White Globe.** As white and handsome as a newly made snow-ball; sells half as high again as other sorts. Too late to grow north of southern Connecticut. Should be dried in an airy and shady place.

**The Early Cracker Onion** is the earliest of all my Yellow sorts and an excellent kind to raise where the seasons are short.


### PEDIGREE ONION SEED.

 An observing intelligent farmer claimed that earliness, reliability for bottoming, smallness of neck can be as thoroughly inbred in an onion, as capacity to transmit her good qualities can be inbred in a cow or in any class of animals. What is possible to attain to in this matter my customers find in my onion seed, as shown in *the extracts from letters given below.* Those who have never raised onions from seed raised from stock so carefully selected will be equally surprised and pleased at the result.

 An axiom that every onion grower soon learns, "*cheap onion seed is always dear.*" 

### ONION SEED BY THE POUND.

|   | Mail.  | Mail.  | Exp.   |
|---|--------|--------|--------|
|   | 1 lb.  | 1 lb.  | 1 lb.  |
| White Globe .....   | \$1 25 | \$4 66 | \$4 50 |
| New Queen .....   | 2 00   |        |        |
| White Portugal .....  | 1 00   | 3 66   | 3 50   |
| Large Red Wethersfield (own growing) .....                                | 75     | 2 66   | 2 50   |
| Southport Late Red Globe .....  | 1 00   | 3 66   | 3 50   |
| Early Round Yellow Danvers, my own growing, from hand picked onions ..... | 1 00   | 3 66   | 3 50   |
| Early Round Yellow Danvers, in 10 lb. lots .....                          |        |        | 3 25   |
| Extra Early Yellow Flat, or Cracker .....                                 | 1 00   | 3 66   | 3 50   |
| Early Red Globe, (own growing) .....                                      | 1 00   | 3 66   | 3 50   |
| Early Globe Red in 10 lb. lots .....                                      |        |        | 3 25   |
| Early Flat Red .....  | 1 00   | 3 66   | 3 50   |

 Onions can be raised in the South the same year from the black seed. I would particularly desire to call the attention of my patrons in the South to the fact that *seed grown as far north as my farms are located will as a rule produce in the Southern States full sized onions the first season, without resorting to the expensive and slow method of sowing seeds for setts, which must be planted another season to get the fully developed onion, as is the ordinary practice at the South.* Please observe that several of the recommendations given below are from Southern States; and the onions were matured *full sized the first year from my black seed.* My customers in Texas have written me that they have grown onions the first year from black seed of my raising, in one instance, three inches in diameter, and in another weighing a pound each.

"The Early Globe Red Onion seed which I purchased of you last year gave the best satisfaction. I believe that every seed grew. They took the first prize at the Monongahela Valley Agricultural and Horticultural Society."  
*Monongahela, Washington Co., Pa., Feb. 25, 1874.* ADAM WICKERHAM.

"I have raised here from your Danvers Onion seed bulbs averaging three inches in diameter, the first year from seed. Had as good success as I ever had in the best onion growing section of Vermont."  
*Rural Bower, Greensville Co., Va., Feb. 10, 1874.* FRANK M. GAGE.

"I have bought Danvers Yellow Onion seed from you the last three years, and it has proved true to name every time. I could have bought onion seed last year for from one to two dollars per pound, but I was afraid of it. My experience is, good seed true to name is cheap at almost any price. I have tried many others' seeds, but I must say none that proved so true as yours."  
*Oswego, N. Y., April 1, 1874.* HENRY SIVERS.

"I must say that all the seeds purchased of you did extra well, especially the Danvers Onion, which grew larger from the seed than any onion around here grew from the sets."  
*Phillipsburg, Warren Co., N. J., Feb. 15, 1874.* JAMES MCGOWAN.

"Having bought my Onion seeds of you for the past three years, and each year having tried other seed in the same field on a fair trial, every time I am convinced that yours is the best I can get, so I send you my order for twelve pounds."  
*Marshall, Wis., Jan. 31, 1874.* DAVID GUNNING.

"From your Danvers Onion seed planted in February of last year, I grew specimens weighing over one pound each."  
*San Saba, Texas, June 29, 1873.* J. W. FLEMING.

"It is due you to say that I have purchased my seeds of you for several years and that they have been what you recommend every time. I can buy onion seed at one dollar and a half per pound, but prefer yours at four dollars."  
*Ganges, Mich., March 3, 1873.* ED. HAWLEY.

"The seeds we had from you last year did well, and the onion which was of the Danvers Yellow variety did extra. We had onions to take up for the market in August, and four of the largest weighed two pounds. We find that your seed is far better than we can raise ourselves."  
*Raymond, New Hampshire.* MRS. SARAH H. CORSON.

"The seeds you sent to me last spring gave satisfaction. My onions were admired; they grew so even and large; every seed came up and made a large onion."  
*Leon, Iowa, March 12, 1873.* J. M. COFFIN.

"Your Danvers Onions grew better than those from the seed I raised on my own farm. It was the largest crop of onions I ever saw grow. I measured off three square rods of them in which there was not much difference; one of the pieces had eight bushels, wanting ten pounds, which is ahead of anything I ever saw in line of onions." L. F. JOSLIN.  
*Frankfort, New York, March 6, 1873.*

"The Early Round Yellow Danvers and Early Round Red have seemed to vie with each other in their good behavior. They have yielded me eight hundred bushels to the acre of first class onions."  
*North Adams, Mass., April 15, 1873.* JOSEPH M. PAUL.

"Let me say that the Danvers Onion seed purchased of you last year gave best satisfaction. I believe that every seed grew. Nor did I find but one red onion in the whole lot, which is much to say for its purity."  
*Wellington, Lorain Co., Ohio.* S. S. PARKER.

"One of my neighbors said he would rather have your Onion seed, at ten dollars per pound, than to have seed sent out by many other parties for nothing; for with your seed he had perfect satisfaction, while with others he had met with disappointment; your seed had never failed him, and that is saying a good deal."  
*Coopersville, Mich., May 3, 1872.* JOHN L. EDGAR.

"I have had seeds from you for myself and neighbors for five years, and they have given good satisfaction. The Danvers Yellow Onion can't be beat. I think you make improvement on them every year by hand picking."  
*Albion, Iowa, March 30, 1872.* JONATHAN ROBERTS.

"Last year I bought of you one pound of onion seed (Yellow Danvers) and sowed it with one of Holbrook's drills, in hole No. 6. It went over about twenty-five rods of ground. They were so thick I was obliged to pull up a great many, but I harvested about one hundred and twenty-five to one hundred and thirty bushels of nice onions. I was much pleased with the Marblehead Mammoth Cabbage and Trophy Tomato."  
*Painesville, Ohio, Feb. 15, 1872.* H. M. MANCHESTER.

"Your three and a half pounds of Onion seed I got last year did exceedingly well. I got first prize at County Fair. My whole crop brought me over seven hundred dollars."  
*East Saginaw, Mich., Feb. 16, 1872.* E. H. WURTS.

"From two ounces of Yellow Danvers Onion seed, I purchased of you last spring, I raised thirty-six bushels on six square rods of ground, or at the rate of nine hundred and sixty bushels to the acre."  
*Rye-gate, Vt., Nov. 14, 1872.* DAVID LANG.

"The Early Globe and Danvers Onions were splendid. Most of them grew to four and four and a half inches in diameter, and weighed fourteen to seventeen ounces each."  
*Richmond, Utah, 1871.* C. TRAVELLER.


"Mine is the first crop of field onions raised in this section of the country, and are an entire success, owing to the purity of your seed."  
*Osborn, Mo., Dec., 20, 1859.* A. C. TEMPLE.

**Implements for Cultivation of Onions and other Vegetables.**

|  |         |
|--|---------|
| MATTHEWS' SEED DRILL, No. 1.....   | \$12 00 |
| " " " No. 2.....   | 10 00   |
| MATTHEWS' HAND CULTIVATOR.....   | 6 00    |
| MATTHEWS' COMBINED SEED DRILL AND CULTIVATOR; this }<br>drill is intended for small patches of vegetables. } | 12 00   |
| GOODWIN'S ONION WEEDE.....   | 5 00    |
| SCUFFLE HOE.....   | 1 00    |
| DOUBLE WHEEL HOE.....  | 1 50    |

The prices of these implements are those at which they are retailed at the seed stores in the large cities, at which rates I will superintend without charge the purchasing and forwarding of any of these machines to the address of any person ordering them.


**Goodwin's Onion Weeder.**



Every gardener knows the importance of weeding with implements as closely as possible to the rows of vegetables in order to lessen the cost of hand weeding. Last season I collected together all the implements that had been invented to weed both sides of the row at the same time. Some of them were very costly, being priced as high as \$35. The one that did the work decidedly the best was Goodwin's. This not only cuts each side of the row at the same time, but also half way across between the two rows. It was invented by a practical farmer, and on any vegetable farm will pay for itself several times in the course of a season.

**Matthews' Garden Seed Drill.**

The new drill was invented by Mr. E. G. MATTHEWS, the inventor and manufacturer of the HOLBROOK "REGULATOR" SEED DRILL. Time and experience have enabled him to improve upon that and produce in this new machine one, which, though closely resembling that, is greatly superior to it, or any other drill I am acquainted with. It is tasty in appearance; simple in principle; may be operated with ease and rapidity; is thoroughly constructed throughout, and there are no parts subject to unusual wear.




The Agitator is an ingenious and effective device, without springs, cams, gears or belts to get out of order, wherein it surpasses the Holbrook machine. A simple contrivance gauges the deposit of the seed with mechanical accuracy to the depth required. Its Adjustable Markers answer the double purpose of markers and legs. Full directions for use on the cover of each machine. Price, boxed and delivered at cars or boat, \$12 00.

Price, boxed and delivered at cars or boat, \$12 00.


**Matthews' Hand Cultivator.**

THE MATTHEWS' HAND CULTIVATOR is an improved implement for garden and field use, to destroy and prevent the growth of weeds between the rows of Beets, Carrots, Onions, Turnips, or other row crops, and for flat cultivation generally. It is light, durable, simple, and easy to operate. Price \$6.00 delivered as above.



With the Cultivator is combined a seed sower, which this season has been improved in several particulars, suitable for use where small patches of vegetables are planted. The large drill, having a larger wheel and other advantages, is the implement for market gardeners and those who plant largely. Among the good points of this implement, single and combined, are the following:—1st, it has two wheels, causing it to run steady. It weeds a width of from six to fourteen inches. 2d, the teeth are held to the frame by a bolt and nut, instead of a key, and being arranged with side guards can be run close to the rows. 3d, it is made of the best seasoned white oak, and is strong and durable. 4th, the frame being wood (instead of cast iron), it does not break like the iron ones in market. 5th, the cultivator can be gauged to run the desired depth by raising or lowering the wheels, which are held in place by one bolt and thumb nut. 6th, it is arranged to receive a neat and reliable seed drill attachment, by removing the side arms only, making at \$12.00 the cheapest combined Drill and Cultivator ever offered. 7th, the seed drill attachment need not be removed when used as a cultivator, unless the operator prefers to do so; simply throw it out of gear by removing belt, or chain. 8th, it is neatly boxed for shipping without charge.

Price \$6.00 delivered as above.



Price \$6.00 delivered as above.

**Noyes' Hand Weeder.**

This is an excellent little implement for hand weeding in bed sauce, such as onions, carrots and the like; it is especially valuable when the ground is hard or baked. It is much preferable to the bent hoop or knives, which are often used. To test its value on my own grounds I sent for a couple and put them in the hands of two of my boys to try; they liked them so well I sent for a dozen, and we have had them in use for several years, to our great satisfaction. The price of them sent by express is 40 cents each; per mail, 50 cents.



Price of them sent by express is 40 cents each; per mail, 50 cents.


**Excelsior Weeder.**




A handy and efficient tool in the flower and vegetable garden, to be used when weeds are small. By express, 30 cts.; mail, 45 cts.







New Queen Onion




Early Paris Cauliflower.




Kohl Rabi.




Turnip Rooted Celery.




Brussels Sprouts.



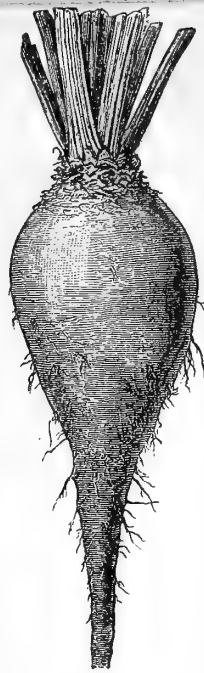
Laing's Swede Turnip.



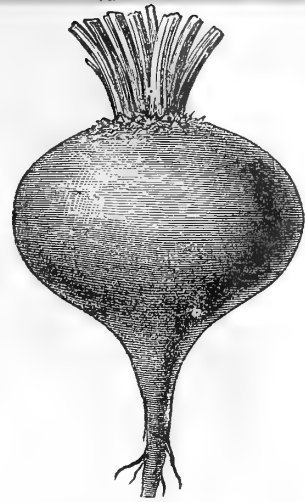
Norbiton's Giant Mangold Wurtzel.



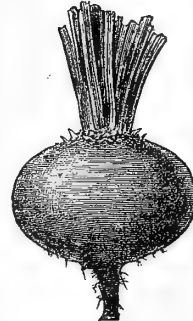
Long Smooth Beet.




Bastian's Half Long Beet.



Bastian's Early Blood Turnip Beet.




Egyptian Beet.




Early Bassano Beet.



Moore's Concord Corn.



Potato Onions.




Large Red Onion.




Improved Large Yellow, or Cracker Onion.



Danvers Early Yellow Onion.

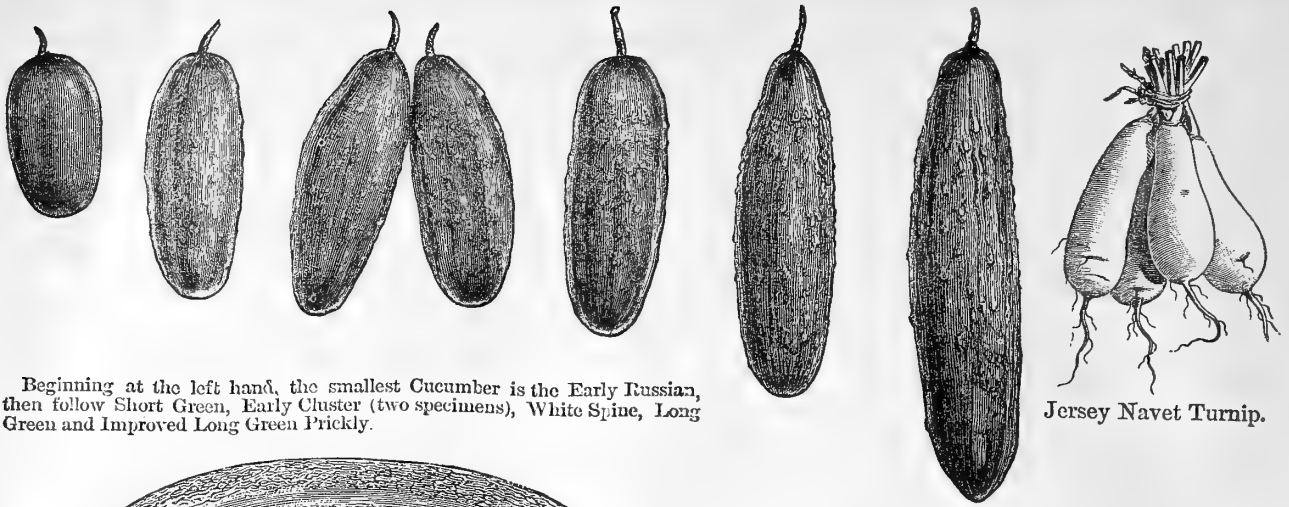


Phinney's Watermelon.




Trophy Tomato.





Beginning at the left hand, the smallest Cucumber is the Early Russian, then follow Short Green, Early Cluster (two specimens), White Spine, Long Green and Improved Long Green Prickly.


Jersey Navet Turnip.




Casaba Muskmelon.



Nutmeg Melon.




Sill's Hybrid Muskmelon.



Russian Netted Cucumber.



Egg Plant.



Winter Crookneck Squash.



Cayenne Pepper.



Bell Pepper.



Lettuce.



FOR NOVELTIES IN FLOWERS SEE PAGES 42 AND 43.

# CHOICE VARIETIES OF FLOWER SEEDS.

I have aimed to include in my collection of Flower Seed standard varieties, with the addition of such kinds as have proved a real acquisition in floriculture. Many varieties that are usually advertised separately, I have thought best to include in a single package under the name of "mixed varieties." My three warrants I also throw around my flower seed, for it is my design that they shall be equally reliable with my vegetable seed. Let me remind my friends that flower seed, being for the most part very small in size, require extra precaution in the preparation of the soil, depth of planting, and protection from extremes of cold and wet. Do not, as a rule, plant in the open ground before the weather has become settled; better wait until the middle of May. Before planting, the soil should be made very fine and be well-enriched. Then, seed the size of sweet peas may be planted three-quarters of an inch to an inch deep, and the very smallest seed should be planted barely under the surface, having fine earth sifted over them and slightly packed with the hand or a strip of board pressed upon it. It will keep the moisture in and facilitate vegetation if a newspaper is spread over the surface, after planting, and kept down with stones for two or three days. Thin out the plants when very small with a bold hand, and after they have attained to the height of two inches, thin again boldly. Give each plant plenty of room, according to its habit of growth; a very common mistake is to crowd too much. Special rates when large amounts are ordered by Clubs. Terms to Dealers on application.

| No.   | Price per P'k'ge | No.   | Price per P'k'ge |
|---|------------------|---|------------------|
| 1   | 10               | 15  | 5                |
| <p><b>Abronia Umbellata</b> (See Plate.)<br/>Handsome, trailing annuals, with clusters of sweet-scented flowers resembling the Verbena. Fine for baskets or for the garden. Sow seed under glass and set the plants eighteen inches apart. Bloom from August until October.</p>   |                  | <p><b>Amaranthus, Melancholicus.</b> Blood-red foliage of brilliant beauty when lighted by the sun. Fine for rib-boning or grouping. From Japan, one and a half feet</p>  |                  |
| 2   | 5                | 16  | 15               |
| <p><b>Aconitum.</b> (Monkshood).<br/>A hardy perennial, grows well in any good soil, even when in the shade.</p> <p><b>Acroclinium.</b><br/>The most beautiful of the everlasting flowers. For Winter bouquets, cut as soon as they begin to expand. In a garden of more than two hundred varieties of flowers planted at the same time, this was the first to bloom. Half-hardy annual.</p>  |                  | <p>— <b>Salicifolius.</b> This comparatively new annual is exceedingly beautiful, both in form and color. As a foliage plant it is one of the finest in cultivation. Plant of a pyramidal form, two or more feet in height. Leaves long, narrow and wavy, changing in color from a bronzy green to a brilliant scarlet, as the plant attains age. From its graceful appearance, this is sometimes called "Fountain Plant."</p>  |                  |
| 3   | 10               | 17  | 5                |
| 4   | 10               | <p><b>Anterrhinum.</b> (Snap-Drum).<br/>A very showy and hardy perennial, about two feet high, and flowering well the first season. Sow the seeds early, in pots or under glass, and transplant six inches apart.</p>   |                  |
| 5   | 5                | 18  | 15               |
| <p><b>Adonis Flower.</b><br/>A hardy annual with very pretty foliage, producing bright red flowers. Set plants one foot apart. Grows about one foot high and blooms for a long time.</p> <p><b>Agrostemma, Mixed.</b><br/>Very pretty, free-blooming, hardy annuals, growing about one foot high, making a showy bed and fine for cutting. Can be easily transplanted, and should be set five or six inches apart.</p> <p><b>Ageratum, Mixed.</b><br/>Hardy annuals for beds or borders and nice for cutting. Grow about one foot high, and continue in bloom all summer. Set six inches apart.</p> |                  | <p><b>Aristolochia, Mixed.</b><br/>Highly ornamental and attractive climbers, with curiously shaped flowers of the most varied and beautiful colors. The flowers resemble a Dutchman's pipe. Hardy perennial.</p> <p><b>Aster.</b><br/>Very beautiful and popular half-hardy annuals, growing from ten to eighteen inches high. For profusion of flowers and richness of display, the Asters are unrivalled. Sow the seed early in the spring under glass or in pots in the house, and transplant into rich soil, about one foot apart.</p> |                  |
| 8   | 10               | 19  | 20               |
| <p><b>Alonsoa.</b><br/>A very ornamental bedding plant; flowers freely from June till the frost—a half hardy annual.</p> <p><b>Alonsoa Grandiflora,</b> (large flowered,) deep scarlet, two feet high.</p> <p>— <b>Warszewiezi,</b> bright crimson, from Chili, one and a half feet high.</p>   |                  | 20  | 20               |
| 9   | 10               | 21  | 25               |
| <p><b>Alyssum.</b><br/>Very fragrant, free-flowering, pretty plants for beds, edging or rock-work. Much used for bouquets on account of their delicate, honey-like fragrance.</p> <p><b>Alyssum, Sweet.</b> White, very sweet, hardy annual blooms freely all summer.</p> <p>— <b>Saxatile.</b> Yellow, extremely showy. A hardy perennial.</p>   |                  | 22  | 20               |
| 10  | 5                | 23  | 20               |
| <p><b>Ammobium Alatum.</b><br/>A very desirable white Everlasting Flower. Showy for the border and makes very pretty dried flowers. Hardy annual, two feet.</p> <p><b>Amaranthus.</b><br/>Ornamental foliaged plants, producing a striking effect as centres of flower beds or mixed in with flowers. They are most brilliant on poor soil. Half-hardy annual.</p>  |                  | 24  | 15               |
| 11  | 5                | 25  | 10               |
| <p><b>Amaranthus Bicolor Ruber.</b> (New.) Very fine; the lower half of a leaf a fiery red scarlet, the upper half maroon. It is sometimes tipped with yellow; said to be unsurpassed by any ornamental leaved plant.</p>   |                  | 26  | 10               |
| 12  | 5                | 27  | 10               |
| <p>— <b>Tricolor,</b> (Joseph's Coat.) Leaves scarlet, yellow and green, beautiful, two feet.</p>   |                  | 28  | 15               |
| 13  | 10               | 29  | 15               |
| <p>— <b>Ticolor,</b> (Joseph's Coat.) Leaves scarlet, yellow and green, beautiful, two feet.</p>  |                  | 30  | 10               |
| 14  | 5                | 31  | 10               |
| <p>— <b>Ticolor,</b> (Joseph's Coat.) Leaves scarlet, yellow and green, beautiful, two feet.</p>  |                  | 31  | 10               |

| No.   | Price per Pk'ge | No.  | Price per Pk'ge |
|---|-----------------|--|-----------------|
| 32  |                 | 51   |                 |
| Aster, New, Giant Emperor. A tall, strong growing variety, with immense flowers. Flowers few, but very double and often four inches in diameter. Twelve fine varieties mixed.   |                 | <b>Browallia, Blue</b> , with white centre. Very brilliant and beautiful, one and one-half feet.   | 10              |
| 33  | 25              | 52   | 10              |
| —, Dwarf Double. A very desirable variety, of a handsome, compactly branching, bouquet-like form; the best for dwarf groups. Several varieties mixed.   |                 | —, <b>Mixed</b> . One-half foot.   |                 |
| 34  | 10              | 53   | 10              |
| —, Dwarf Pompon Bouquet. (See Plate.) A beautiful Aster with neat, pompon flowers. Many very fine varieties mixed.  |                 | <b>Bryonopsis Laciniata</b> . (See Plate.)   |                 |
| 35  | 15              | An elegant climber, with Ivy-like foliage and brilliant scarlet fruit exquisitely marked with white. Ten feet.   |                 |
| —, Above varieties mixed.   | 15              | Half-hardy annual.   |                 |
| 36  | 10              | <b>Calceolaria</b> .   |                 |
| <b>Anagallis, Mixed</b> .   |                 | Flowers highly decorative; very desirable; indeed invaluable, for the house, greenhouse and the garden. Seeds should be started in pots, but not under glass. Half-hardy perennials.   |                 |
| Beautiful trailing hardy annuals about six inches high, and very desirable for small beds, edging, baskets, &c.   | 10              | 54   | 35              |
| 37  | 25              | <b>Calceolaria, Tigridus</b> . (See Plate.) A new spotted variety, extra fine.   |                 |
| <b>Azalea</b> . (Finest varieties mixed.)   |                 | <b>Callirhoe</b> .   |                 |
| One of the most ornamental of greenhouse shrubs and admirably adapted for a window plant. It flowers with great profusion. The roots being very fine, it requires a light soil. The seed, which I send out, I have imported from Germany, from one of the most celebrated of growers. | 25              | Beautiful, free-flowering plants, beginning to bloom when small and continuing throughout the summer and fall; excellent for beds or masses when sown thick. Hardy annual.   |                 |
| 38  | 10              | 55   | 10              |
| <b>Asperula Azurea</b> . (See Plate.)   |                 | <b>Callirhoe, Pedata</b> . Rich purple crimson, with white eye, two feet.  |                 |
| This is a new flower, of recent introduction. A profuse-flowering, hardy annual of Dwarf habit, with fine foliage and deliciously fragrant, bright sky-blue flowers; continues in bloom till frost. Well adapted for shady places.  | 10              | 56   | 10              |
| 39  | 5               | —, <b>Invincrata</b> . A trailing variety of great beauty; large purple crimson flowers; desirable for hanging baskets.  |                 |
| <b>Bachelor's Button</b> ( <i>Centaurea</i> ).  |                 | 57   | 10              |
| A showy, hardy annual, about two feet high—succeeding well in any soil. Set six inches apart.   | 5               | <b>Canary Bird Flower</b> .  |                 |
| 40  | 5               | A highly ornamental creeper, with exceedingly beautiful yellow fringed flowers and finely divided foliage; a general favorite. Half-hardy annual.  |                 |
| <b>Baptisia Australis</b> .   |                 | <b>Canterbury Bells</b> .  |                 |
| A handsome plant of the easiest culture; flowers blue and white. Hardy perennial two feet.  | 5               | Well known biennials, growing about one foot high, producing beautiful bell-shaped flowers. Set six inches apart.  |                 |
| 41  | 5               | 58   | 5               |
| <b>Bartonia Aurea</b> .   |                 | 59   | 5               |
| A showy, half-hardy annual, growing about two feet high, bearing very brilliant yellow flowers. Thin plants to six inches apart.  | 5               | 60   | 10              |
|   |                 | —, <b>White Single</b> .   |                 |
| <b>Balsams</b> .  |                 | —, <b>Double Mixed</b> .   |                 |
| Most magnificent, and popular half-hardy annuals, from one and one-half to two feet in height. Sow the seed early in frames, and transplant to a well enriched border, one foot apart.  |                 | <b>Candytuft</b> .   |                 |
| 42  | 20              | A well known hardy annual, very useful for bedding and bouquets, and also for pot culture.   |                 |
| <b>Balsams, Double Yellow</b> . (New.)  |                 | 61   | 5               |
| 43  | 25              | <b>Candytuft, White</b> .  |                 |
| —, <b>Camelia-flowered, Carmine</b> . (New.) Splendid new luminous color.   |                 | 62   | 5               |
| 44  | 10              | —, <b>Purple</b> .   |                 |
| —, <b>Double Mixed Camelia Flowered</b> .   |                 | 63   | 5               |
| 45  | 15              | —, <b>Crimson</b> .  |                 |
| —, <b>Spotted, Rose-Flowered, Mixed</b> . (See Plate.) Very large flowered, double and with perfectly formed flowers; from six to eight fine varieties, all spotted with white.   |                 | 64   | 5               |
| 46  | 10              | —, <b>Fragrant</b> .   |                 |
| —, <b>Dwarf Camelia Mixed</b> . From eight splendid double varieties; one-half foot.  |                 | <b>Catch-fly</b> . ( <i>Silene</i> .)  |                 |
| 47  | 10              | A hardy annual about one foot high—produces brilliant flowers in great profusion in early summer.  |                 |
| <b>Balloon Vine</b> .   |                 | 65   | 5               |
| Ornamental climbing plant, remarkable for an inflated membranous capsule, (white in color) from which it derives the name of Balloon Vine. Suitable for the greenhouse or out-door decoration. Half-hardy annual.   | 10              | 66   | 5               |
| 48  | 10              | —, <b>White</b> .  |                 |
| <b>Bellis Perennis</b> . ( <i>Double Daisy</i> ).   |                 | <b>Centranthus</b> .   |                 |
| A favorite perennial for the border or for pot culture. Set plants six inches apart.  | 10              | Exceedingly pretty, free-flowering, hardy annuals, from six inches to one foot high, and very effective in beds or borders.  |                 |
| 49  | 15              | 67   | 5               |
| <b>Bocconia frutescens</b> . (New.)   |                 | 68   | 5               |
| Beautiful foliageed greenhouse plant, suitable for lawns in Summer.   | 15              | 69   | 10              |
| 50  | 5               | <b>Chelone Barbata</b> .   |                 |
| <b>Black-leaved Beet</b> . (New.)   |                 | A half-hardy perennial, about three feet high, bearing long spikes of scarlet bells. Flowers from July to September; of easy culture.  |                 |
| Intensely black foliage, very glossy and elegant; highly ornamental as a foliageed plant.   | 5               | <b>Chrysanthemums</b> .  |                 |
|   |                 | Handsome hardy annuals about two feet high, blooming from July to October.   |                 |
| <b>Browallia</b> .  |                 | 70   | 5               |
| Very handsome, profusely blooming plants, covered with rich and strikingly beautiful flowers; grows freely in rich soil. Very desirable grown in beds; one and one half feet. Half-hardy annual.  |                 | 71   | 5               |
|   |                 | 72   | 5               |
|   |                 | —, <b>Double White</b> .   |                 |
|   |                 | —, <b>Double Yellow</b> .  |                 |
|   |                 | —, <b>Mixed</b> .  |                 |
|   |                 | <b>Cineraria</b> .   |                 |
|   |                 | A well known greenhouse favorite. Remarkable for its free-flowering habit and beauty of foliage. May be had in splendid bloom throughout the greater portion of the year.  |                 |
|   |                 | 73   | 25              |
|   |                 | <b>Cineraria, Fine Mixed</b> .   |                 |
|   |                 | 74   | 10              |
|   |                 | —, <b>Maritima</b> . Flowers yellow, leaves large and silvery; an ornamental foliageed plant, fit for edging, in which case it should be kept from flowering. It forms a fine contrast, in ribboning, with <i>Perilla Nankinensis</i> . One and one-half feet. |                 |



Double Pot Marigold.




Viscaria.



Heddwig's Pink.



English Prize Hollyhocks.



Large Stained Pansy.



Gillardia.



Sanvitalia.




Hyacinth Larkspur.




Nemophila.



Delphinium Formosum.



Delphinium Candelabrum, (Larkspur).



Mimulus, Hybridus.


Spotted, Rose-flowered Balsam—half natural size.

Double Portulacca.



Bryonopsis Laciniata.

Double Zinnia.



Calceolaria.

Convolvulus Minor.



Pompon Bouquet Aster.



| No |   | Price per P'k'ge | No. |   | Price per P'k'ge |
|----|---|------------------|-----|---|------------------|
| 75 | <b>Cissus, Discolor</b><br><i>A red-leaved hot-house climber, very brilliant and handsome. A great acquisition. Requires strong heat and a moist atmosphere. Particularly adapted to the hot-house, but will thrive in the parlor by frequently showering the leaves.</i>   | 15               |     | <b>Coreopsis. (Calliopsis.)</b><br>One of the most showy of all annuals, the colors being so striking as seldom to be passed without remark.  |                  |
|    | <b>Clarkia.</b><br><i>A very pretty, hardy annual, about eighteen inches high—blooming from June to September. Set six inches apart.</i>  |                  | 97  | <b>Coreopsis, Drummonds.</b> Large yellow flowers, with crimson centre.   | 5                |
| 76 | Clarkia, Rosea  | 5                | 98  | —, <b>Mixed varieties.</b> Yellow and brown and velvety-brown.  | 5                |
| 77 | —, White  | 5                | 99  | <b>Cosmidium, Burridge's</b><br><i>An elegant annual, growing about two feet high, with rich, brilliantly colored flowers.</i>  | 5                |
| 78 | —, Purple   | 5                |     | <b>Cypress Vine.</b><br>Most beautiful and popular tender climber, with very delicate fern-like foliage and numerous flowers.   |                  |
| 79 | —, Mixed  | 5                | 100 | <b>Cypress Vine, Scarlet.</b> Very brilliant.   | 5                |
|    | <b>Clomatis.</b><br>Beautiful, hardy climbers, unrivalled for covering arbors, fences, verandahs, &c; will succeed in any good garden soil.   |                  | 101 | —, White  | 5                |
| 80 | <b>Clomatis, Cirrhosa.</b> One of the new varieties, perfectly hardy, a very rapid climber, literally covering itself with large bunches of white, sweet-scented flowers. Twenty-five feet.   | 25               |     | <b>Datura. (Trumpet Flower.)</b><br>A showy, half-hardy perennial, producing large, sweet-scented, trumpet-shaped flowers. The roots should be removed to the cellar in autumn. Two and a half feet.  |                  |
| 81 | <b>Clianthus Dampieri (Glory Pca.)</b><br>One of the most attractive plants in cultivation.<br><i>A shrubby climber, with neat foliage and drooping clusters of large, rich, scarlet, pea-shaped flowers, 3 inches in length. Each flower is beautifully marked with a black, cloud-like blotch. It requires a dry, warm soil and should be watered but sparingly. Remove to the house when cold weather comes.</i> | 25               | 102 | <b>Datura, Wright's.</b> Flowers bell-shaped, of extraordinary size, white bordered with lilac. Two feet.   | 10               |
|    | <b>Clitoria.</b><br>Splendid, free-flowering, greenhouse climbers, with large, elegant, pea-shaped flowers. Particularly adapted for training on trellis-work, wire globes, &c. Perennials.   |                  | 103 | —, <b>Hamilis Double.</b> Double flowers of a rich, golden yellow, a magnificent, free-flowering, sweet-scented variety.  | 10               |
| 82 | <b>Clitoria, Celestis.</b> Sky-blue; from East Indies.  | 10               | 104 | <b>Dahlia, Mixed</b><br>Seeds saved from very fine named sorts mixed, from France. Half-hardy perennial.  | 15               |
| 83 | <b>Cobea Scandens.</b> (See Plate.)<br>A magnificent climbing plant of rapid growth, producing large, purple, bell-shaped flowers; adapted for out door growth in Summer, also for the house and greenhouse. The seeds are apt to rot in the open ground, hence should be started in the house. Place the seed edgewise in planting. Tender perennial.  | 10               |     | <b>Delphinium.</b><br>Flowers remarkable for their great beauty, diversity of shades and striking appearance. Hardy perennials.   |                  |
|    | <b>Cockscomb.</b><br>Very singular and attractive half hardy annuals, about two feet high.  |                  | 105 | <b>Delphinium Candelabrum.</b> (See Plate.) A new and elegant variety of Larkspur. The branches are beautifully curved, (pointing upwards,) diminishing in length as they approach the top of the centre spike, thus giving the plant the appearance of a candelabra. Flowers brilliant and varied.   | 15               |
| 84 | <b>Cockscomb, Cristata Variegata.</b> New and beautiful. Gold and Crimson Variegated.   | 20               | 106 | —, <b>Formosum.</b> (See Plate.) New flowers remarkably large and brilliant; color exquisite blue and white; will flower the first season from seed. Two feet.  | 10               |
| 85 | —, <b>New Japan.</b> (For description see page 47)  | 15               | 107 | —, <b>Chinese, Mixed.</b> Two and a half feet.  | 5                |
| 86 | —, <b>Crimson.</b> Tall, very fine (pure).  | 5                | 108 | —, <b>Elatum.</b> (See Larkspur.) Blue, two feet.   | 5                |
| 87 | —, <b>Dwarf Mixed.</b> Very beautiful.  | 10               | 109 | —, <b>Hybridum.</b> Fine mixed, splendid.   | 10               |
| 88 | —, <b>Feathered.</b> New and very fine for bouquets.  | 10               |     | <b>Dictanus. (Frasinella.)</b><br>Handsome, fragrant, free-flowering, herbaceous plants, suitable for mixed borders. The leaves have a very pleasant smell like lemon peel, when rubbed. The seeds frequently remain dormant for several months. Hardy perennials.  |                  |
| 89 | <b>Coleus.</b> (New and finest varieties Mixed) (See Plate.)<br>These gorgeous colored plants with their variegated foliage, are deservedly called the most popular plants in cultivation. Their leaf markings are rich and varied. No garden, basket, vase nor collection of flowers is complete without them. Start the seed in a hot bed or pot in the house and transplant when warm weather comes.             | 35               | 110 | <b>Frasinella, Mixed.</b> Two feet.   | 5                |
| 90 | <b>Collinsia, Mixed</b><br>Beautiful, hardy annuals, very pretty when grown in a mass. Thin plants to three inches apart.   | 5                | 111 | <b>Erysimum Peroffskianum.</b> (See plate.)<br>A very showy, hardy annual about eighteen inches high—bearing spikes of deep orange-colored blossoms. Blooms from June to September.   | 5                |
| 91 | <b>Collomia, Scarlet</b><br>A very pretty annual, producing heads of bright red flowers.  | 5                | 112 | <b>Erythrina or Coral Tree</b><br>This magnificent half-hardy shrub, with its fine leaves and most brilliant scarlet flowers is a great acquisition. The gorgeous spikes of scarlet flowers from one to two feet long with which it covers itself bear a resemblance to Coral. Although a tropical plant, it grows freely out of doors if placed in a warm situation. Cut it down to the ground before frost and protect in a cool, dry cellar during winter. | 25               |
|    | <b>Columbine. (See plate.)</b><br>A well known, showy, hardy perennial, about two feet high, blooming in May and June.  |                  |     | <b>Eschscholtzia.</b><br>A very showy, hardy annual about one foot high, blooming from June until September. Produces a brilliant effect at a distance when grown in a mass.  |                  |
| 92 | <b>Columbine, Mixed</b><br>Beautiful and showy half hardy annuals, producing an abundance of rich colored flowers. Set plants one foot apart. Blooms from July until autumn.  | 5                | 113 | <b>Eschscholtzia, Yellow</b>  | 5                |
|    | <b>Convolvulus.</b><br>Beautiful and showy half hardy annuals, producing an abundance of rich colored flowers. Set plants one foot apart. Blooms from July until autumn.  |                  | 114 | —, White  | 5                |
| 93 | <b>Convolvulus, Minor, Dwarf Mixed.</b> (See Plate.)  | 5                | 115 | —, <b>Tenuifolia</b>  | 5                |
| 94 | —, <b>Striped.</b> Blue, beautifully striped with white.  | 5                | 116 | —, <b>Mixed</b>   | 5                |
| 95 | —, <b>Double.</b> New and beautiful; from France.   | 10               |     | <b>Eternal Flower. (Helichrysum.)</b><br>A hardy annual, very ornamental in the garden and very desirable for winter bouquets, as they will retain their form and color for years if gathered and dried when first open.  |                  |
| 96 | —, <b>Major.</b> (Morning Glory.) Fine varieties mixed. A well-known, beautiful, climbing annual, suitable for covering arbors, trellises, &c. Blooms from July until autumn.   | 5                | 117 | <b>Eternal Flower, Yellow</b>   | 5                |
|    |   |                  | 118 | —, <b>Mixed</b>   | 5                |

| No.   | Price per Pk'ge | No.   | Price per Pk'ge |
|---|-----------------|---|-----------------|
| 119   | 10              | 140   | 5               |
| <p><b>Eupatorium. (Fraserii.)</b>.....<br/>                     Shrubby plants whose flowers are indispensable for bouquets. The flowers are white growing in graceful feathery sprays and are admirable for mixing in with bright colored flowers. Hardy perennial.</p>  |                 | <p><b>Godetia, Mixed.</b>.....<br/>                     Very attractive, hardy annuals of easy culture, about one foot high, flowering in July and August.</p>  |                 |
| 120   | 5               | <b>Grasses, Ornamental.</b>   |                 |
| <p><b>Euphorbia, or Snow on the Mountain.</b>.....<br/>                     A very pretty variegated foliaged plant, leaves edged with pure white. Tender annual.</p>   |                 | <p>The Ornamental Grasses are most desirable for bouquets both for Summer and Winter. For Winter use, cut about the time of flowering, tie up in small bunches and dry in the shade.</p>  |                 |
| 121   | 5               | 141   | 10              |
| <p><b>Evening Primrose.</b>.....<br/>                     A well-known, showy perennial, one and a half feet high, blooming the first year from the seed.</p>   |                 | <p><b>Grasses, Ornamental, Agrostis Nebulosa.</b> The most delicate, fine and feathery of the Ornamental Grasses. Hardy annual.....</p>   |                 |
| <b>Feverfew. (Matricaria.)</b>  |                 | 142   | 5               |
| <p>A beautiful, half-hardy perennial, well adapted for beds.</p>  |                 | <p>—, —, <b>Eragrostis Elegans, ("Love Grass.")</b> An exceedingly pretty and highly ornamental grass. Grows one to two feet. Hardy annual.....</p>   |                 |
| 122   | 10              | 143   | 25              |
| 123   | 15              | <p>—, —, <b>Isolepis Tenaila.</b> One of the grasses which is a great favorite for baskets, vases, &amp;c. Very graceful. A perennial.....</p>  |                 |
| 124   | 5               | 144   | 5               |
| <p><b>Flax, Crimson. (Linum Grandiflorum.)</b>.....<br/>                     A beautiful, half-hardy annual, one foot high and very effective and showy for bedding purposes. Set plants one foot apart.</p>  |                 | <p>—, —, <b>"Job's Tears."</b> This well known variety of tropical grass is so called from the appearance of its shiny, pearly fruit, which resembles a falling tear. Half-hardy annual.....</p>  |                 |
| 125   | 5               | 145   | 15              |
| <p><b>Forget-me-not. (See plate.)</b>.....<br/>                     A very pretty, little, hardy perennial, about six inches high. Will thrive best in a cool, moist situation, and is well adapted for bedding or rockwork.</p>  |                 | <p>—, —, <b>Pampas Grass.</b> The most stately and magnificent ornamental grass in cultivation, producing numerous long, silken plumes of flowers. When planted on lawns the effect is very fine. Flowers the second season; requires to be carefully covered during the winter, as it is not quite hardy.....</p>  |                 |
| 126   | 5               | 146   | 5               |
| <p><b>Foxglove, Mixed. (Digitalis.)</b>.....<br/>                     A hardy biennial, growing three to four feet high and very ornamental in the garden or amongst shrubbery, as it produces tall spikes of blue and white, bell-shaped flowers.</p>  |                 | <p>—, —, <b>Quaking Grass.</b> This graceful shaking grass is very elegant in bouquets and may be dried and kept a long time; perfectly hardy. Sow in open ground any time in spring. Hardy annual.....</p>   |                 |
| 127   | 35              | <b>Gypsophila.</b>  |                 |
| <p><b>Fuchsia, or "Ladies' Ear Drop." (Finest and newest varieties mixed.)</b>.....<br/>                     Elegant flowering plants of easy culture in pots for parlor decoration or the garden. In the garden they require a slightly shaded situation. Soil should be rich. Half-hardy perennial.</p>   |                 | <p>Elegant free flowering little plants, succeeding in any soil. Well adapted to rockwork and edging. Ladies will find this desirable for ornamenting their hair.</p>   |                 |
| 128   | 5               | 147   | 5               |
| <p><b>Gaillardia, Mixed. (See Plate.)</b>.....<br/>                     Hardy annuals, universally admired for their fine display. Grow about eighteen inches high, and bloom all summer.</p>   |                 | <p><b>Gypsophila Paniculata.</b> Remarkably hardy, dwarf plant, covering itself with small white flowers. Very desirable from their tenacity of life. I have known a cluster of these flowers to live three days without water and without showing signs of wilting. Ladies will find this very desirable for ornamenting their hair, also for button-hole bouquets. Hardy perennial.....</p> |                 |
| <b>Gaura.</b>   |                 | 148   | 10              |
| <p>An exceedingly handsome and free-flowering plant, continuing in bloom the whole summer. Of light and graceful habit, bearing spikes of white and red tinted flowers; a profuse bloomer. Succeeds best in sandy loam. Half-hardy annual.</p>  |                 | <p>—, —, <b>Muralis.</b> Beautiful, dwarf plant, neat and remarkably pretty, with starry pink and white flowers which completely cover the plant. Very fine for hanging baskets. Hardy annual, one half-foot.....</p>   |                 |
| 129   | 5               | 149   | 5               |
| <p><b>Gaura, Lindheimeri.</b> White with pink calyx; from Texas. Two feet.....</p>  |                 | <p><b>Hawkweed, Mixed. (Crepis.)</b>.....<br/>                     A class of attractive hardy annuals, one foot high, of easy culture. Sow in early spring and thin plants eight inches apart.</p>   |                 |
| 130   | 25              | 150   | 10              |
| <p><b>Geranium, Fancy, Splendid Mixed.</b>.....<br/> <b>Geum.</b><br/>                     Handsome, free-flowering, long-blooming and remarkably showy plants. Succeeds best in a sandy loam. Hardy perennials.</p>  |                 | <p><b>Heliotrope, Mixed.</b>.....<br/>                     A well-known, half-hardy perennial, particularly prized on account of its delightful fragrance. Sow the seeds early in spring in pots or in the hot-house, and transplant into the garden when the weather becomes warm.</p>   |                 |
| 131   | 10              | 151   | 5               |
| <p><b>Geum, Mixed.</b>.....<br/> <b>Gilia.</b><br/>                     Early and free-flowering, hardy annuals, growing from six inches to one foot high, and very desirable for planting in masses or detached patches.</p>   |                 | <p><b>Hibiscus Africanus.</b>.....<br/>                     A showy and beautiful, hardy annual, eighteen inches high, blooming from June to September. Set eighteen inches apart.</p>  |                 |
| 132   | 5               | <b>Hollyhocks.</b>  |                 |
| 133   | 5               | 152   | 15              |
| 134   | 5               | <p><b>Hollyhocks, English Prize. (See Plate.)</b> Very highly recommended. The seed I have was saved from one of the finest collections in England, and is of twelve prize varieties. Hardy perennial.....</p>  |                 |
| <p><b>Globe Amaranths.</b><br/>                     Tender annuals about two feet high, very ornamental in the garden. The flowers will retain their beauty for a long time if gathered and dried as soon as they are open. Start early in hot-bed, and transplant one foot apart in the border when the weather becomes warm.</p>  |                 | 153   | 5               |
| 135   | 5               | <p>—, —, <b>Tall Double Mixed.</b> A great improvement on the old variety. Showy perennials, four to six feet high, very effective amongst shrubbery.....</p>   |                 |
| 136   | 5               | 154   | 5               |
| 137   | 5               | <p>—, —, <b>Dwarf Chinese.</b> Showy, hardy annual variety, two and a half feet high. Start early in hot-bed and transplant one foot apart.....</p>   |                 |
| 138   | 5               | 155   | 10              |
| 139   | 50              | <p><b>Helipterum Sanfordi.</b>.....<br/>                     A new variety of everlasting flowers of great beauty; of dwarf, tufted habit, producing large, globular clusters of bright golden yellow flowers, excellent for winter bouquets.</p>   |                 |
| <p><b>Gloxinia, (Grandiflora.)</b>.....<br/>                     A superb class of greenhouse and in-door plants, producing, in great profusion, elegant flowers of the richest and most beautiful colors. The variety I send out is very choice and is one of the new varieties, with vigorous foliage and very large flowers in the best and liveliest colors. Stove perennial.</p> |                 | 156   | 5               |
|   |                 | <p><b>Honesty. (Lunaria.)</b>.....<br/>                     A hardy biennial, two feet high, flowering the second year in May and June. The flowers are succeeded by singular, semi-transparent seed-vessels that are quite ornamental and may be kept for a long time.</p>   |                 |

| No.  | Price per P'k'ge | No.   | Price per P'k'ge |
|--|------------------|---|------------------|
| 157  | 5                | 185   | 5                |
| <p><b>Hyacinth Bean.</b> (<i>Dolichos.</i>) Tender, climbing annual from the East Indies, producing clusters of brilliant flowers.</p>   |                  | <p><b>Lavender</b> This herb I consider desirable for the flower garden from the pleasing fragrance of its leaves. Perennial.</p>   |                  |
| 158  | 25               | <p><b>Leptosiphon.</b> (See Plate.) The most desirable of plants for edgings; very beautiful with their numerous and many colored flowers; also suitable for rock-work, and nice for pot plants; succeed in any light, rich soil; from California. Hardy annual.</p>  |                  |
| <p><b>Heartsease, or Pansy.</b> (See Plate.) A well-known and universal favorite; properly a biennial, but may be perpetuated by cuttings or by dividing the roots. It blooms early the first season and produces a profusion of brilliant flowers from early spring until winter. It will thrive well anywhere, but prefers a moist, shady situation.</p> |                  | 186   | 10               |
| 159  | 5                | <p><b>Leptosiphon Mixed.</b> Colors <i>dark maroon, orange, lilac, purple, crimson, violet, golden yellow and white.</i> Exceedingly pretty.</p>  |                  |
| 160  | 20               | <p><b>Lobelia.</b> Exceedingly pretty, profuse-blooming plants; their delicate, drooping habit and the profusion of their charming little flowers render them exceedingly ornamental. Very fine for hanging baskets. Half-hardy annual.</p>   |                  |
| 161  | 15               | 187   | 5                |
| 162  | 25               | 188   | 10               |
| 163  | 20               | <p><b>Lobelia Erinoides.</b> <i>Blue.</i></p>   |                  |
| 164  | 20               | <p><b>Erinus, Mixed.</b> <i>Blue, white, and blue and white marbled.</i></p>  |                  |
| 165  | 25               | <p><b>Lophospermum.</b> An exceedingly elegant and highly ornamental climber with large and handsome foxglove-like flowers; very effective for conservatory and garden decoration, and also desirable for hanging baskets; blooms the first season from seed. Half-hardy perennial.</p>   |                  |
| 166  | 35               | 189   | 17               |
| 167  | 5                | 190   | 10               |
| <p><b>Ice Plant.</b> (See Plate.) A singular-looking, tender annual with thick, fleshy leaves, that have the appearance of being covered with crystals of ice. Start early in pots and transplant into light, sandy soil, in a warm situation.</p>   |                  | <p><b>Lophospermum Hendersonii.</b> Flowers of <i>rosy carnine, fine.</i> Ten feet.</p>   |                  |
| <p><b>Ipomea.</b> (See Plate.) Very beautiful and popular climbers; deservedly so from the fine foliage and the brilliant and varied hues of its many flowers. Fine for covering old walls, stumps of trees, &amp;c. Annuals.</p>  |                  | <p><b>Love-lies-bleeding.</b> (<i>Amaranthus Caudatus.</i>) A hardy annual, three to four feet high, with pendant spikes of <i>blood-red</i> flowers, which at a little distance look like streams of blood. Desirable for grouping on lawns.</p>   |                  |
| 168  | 10               | <p><b>Love-in-a-mist.</b> (<i>Nigella.</i>) A curious, hardy annual about one foot high, with finely cut leaves and singular flowers.</p>   |                  |
| 169  | 15               | 191   | 5                |
| 170  | 15               | <p><b>Lupins, Mixed.</b> Showy, hardy perennials, two to three feet high, producing tall spikes of attractive flowers.</p>  |                  |
| 171  | 10               | <p><b>Lychnis.</b> Very handsome and highly ornamental perennials of easy culture.</p>  |                  |
| 172  | 10               | 192   | 5                |
| 173  | 10               | 193   | 15               |
| <p><b>Bona Nox, Evening Glory.</b> (For description see page 47.)</p>  |                  | 194   | 20               |
| <p><b>Ipomea Atroviolacea,</b> <i>violet, bordered with pure white; superb</i></p>   |                  | <p><b>Lychnis Fulgens.</b> Bright <i>scarlet</i>, from Siberia. One and one-half feet.</p>  |                  |
| <p><b>Elegantissima.</b> One of the richest of the Ipomeas; <i>blue</i> with intense purple centre in the form of a star, with broad, pure white margin.</p>   |                  | <p><b>Sieboldi.</b> <i>White, fine; one and one-half feet.</i></p>  |                  |
| <p><b>Limbat.</b> <i>Blue, elegantly marked with white</i></p>   |                  | <p><b>Hybrida, mixed.</b> Beautiful, with large flowers varying in color from the brightest <i>scarlet to blood-red, purple, orange and white.</i></p>  |                  |
| <p><b>Nil Grandiflora.</b> A very beautiful variety from Germany</p>   |                  | <p><b>Malope.</b> Handsome, half-hardy annuals, about two feet high. Set eighteen inches apart. Well adapted to mixed borders.</p>  |                  |
| <p><b>Coccinea.</b> (<i>Star Ipomea.</i>) A beautiful, climbing, tender annual, closely allied to the Morning Glory, producing a profusion of <i>bright scarlet</i> flowers.</p>   |                  | 195   | 5                |
| <p><b>Ipomopsis.</b> Most beautiful plants with long spikes of dazzling flowers. Half-hardy biennials.</p>   |                  | <p><b>Malva (or Mallow.)</b> Showy and desirable plants with pretty, salver-formed flowers.</p>   |                  |
| 174  | 10               | 196   | 5                |
| 175  | 10               | 197   | 5                |
| <p><b>Jacoea.</b> (<i>Senecio.</i>) A very gay-colored, showy class of hardy annuals, very effective for bedding. Grow about one foot high.</p>  |                  | <p><b>Malva Minita.</b> Very desirable with its bright <i>scarlet</i> flowers. It blooms freely all the season. Half-hardy annual.</p>  |                  |
| 176  | 10               | <p><b>Marvel of Peru, Mixed.</b> (<i>Mirabilis.</i>) The old and well-known <b>Four o'clock.</b> A fine plant with flowers of various colors, making a fine summer hedge when set one foot apart. Grows two feet high. The roots may be preserved like Dahlias during the winter. Half-hardy perennial.</p>   |                  |
| 177  | 10               | <p><b>Marigold.</b> (<i>Tagetes.</i>) Extremely showy, half-hardy annuals, one to two feet high, well adapted to garden culture, blooming profusely through the season. Set one foot apart.</p>   |                  |
| 178  | 10               | 198   | 5                |
| 179  | 15               | 199   | 5                |
| 180  | 15               | 200   | 5                |
| <p><b>Lantana.</b> (<i>Fine varieties mixed.</i>) (See Plate.) This showy, greenhouse plant will succeed finely in any garden soil. It forms a small bush, covering itself with <i>pink, yellow and orange</i> flowers, and also flowers of <i>changeable color.</i> Start in the house. Half-hardy perennial.</p>   |                  | <p><b>Marigold, African.</b> A showy, hardy annual, one to two feet high—producing an abundance of bright <i>yellow</i> flowers, from June until October. Set one foot apart.</p>   |                  |
| <p><b>Larkspur.</b> Very beautiful, hardy annuals, producing dense spikes of flowers, which are very decorative either in the garden or when cut for vases. Set ten inches apart.</p>  |                  | <p><b>Pot.</b> (See Plate.) This variety of marigold is well worth much praise. The flowers are large, very brilliant and double; in color varying from a deep orange to a pale lemon and have a dark maroon centre. They begin blooming very early and continue till after the heavy frosts. They sow their own seed and thus perpetuate themselves.</p> |                  |
| 181  | 5                |   |                  |
| 182  | 5                |   |                  |
| 183  | 10               |   |                  |
| 184  | 10               |   |                  |

| No. |   | Price per Pk'g | No. |  | Price per Pk'g |
|-----|---|----------------|-----|--|----------------|
| 201 | <b>Marigold, French</b> .....   | 5              |     |  |                |
| 202 | —, —, <i>gold-striped, new and fine</i> .....   | 10             |     |  |                |
| 203 | —, —, <b>Double, Dwarf. Yellow, new and fine</b> .....  | 10             |     |  |                |
|     | <b>Maurandia.</b> (See Plate.)  |                |     |  |                |
|     | An elegant, half-hardy, climbing perennial, well adapted to the conservatory or trellis work in the garden. Start early in pots, transplant when the weather becomes warm. Flowers the first year from the seed and continues to bloom through the season. Desirable for hanging baskets.                       |                |     |  |                |
| 204 | <b>Maurandia, Barclayana.</b> Rich, violet flowers .....  | 5              |     |  |                |
| 205 | —, <b>Mixed.</b> Violet, white, rose and pink .....   | 10             |     |  |                |
|     | <b>Mimulus.</b> (Monkey Flower.)  |                |     |  |                |
|     | A hardy annual of the easiest culture, about nine inches high, producing a profusion of very pretty flowers. It is perennial in the greenhouse and may be easily propagated by cuttings. Select a moist, rather shaded location.  |                |     |  |                |
| 206 | <b>Mimulus, Cardinalis.</b> Scarlet, from California; one foot .....  | 5              |     |  |                |
| 207 | —, <b>Hybridus.</b> (See Plate.) <i>New</i> ; splendidly spotted and marbled in the most varied manner, rivaling the Calceolaria in the variety of its brilliant colors .....   | 25             |     |  |                |
| 208 | <b>Mimulus, New Double.</b> Spotted, a beautiful variety for pot culture. Flowers double, of a brilliant yellow, spotted, striped and mottled with crimson. This, aside from its beauty, is very desirable from its remaining in bloom much longer than the single sorts .....                                  | 50             |     |  |                |
|     | <b>Mignonette.</b>  |                |     |  |                |
|     | *A hardy annual, eight inches high. A general favorite on account of its delightful fragrance. Blooms throughout the season. Sow from middle of April to middle of June. Thin to six inches apart.  |                |     |  |                |
| 209 | <b>Mignonette, Sweet</b> .....  | 5              |     |  |                |
| 210 | —, <b>Grandiflora.</b> An improvement on the old variety in size .....  | 5              |     |  |                |
| 211 | —, <b>Victoria.</b> <i>New.</i> (For description see page 47.) .....  | 25             |     |  |                |
| 212 | <b>Morning Glory.</b> (See Convolvulus Major.)  | 5              |     |  |                |
|     | <b>Mourning Bride.</b> (Scabiosa.)  |                |     |  |                |
|     | A class of very pretty, hardy annuals, from one to two feet high—suitable for bedding or bouquets.  |                |     |  |                |
| 213 | <b>Mourning Bride, Mixed</b> .....  | 5              |     |  |                |
| 214 | —, <b>Dwarf.</b> Six splendid varieties, mixed .....  | 5              |     |  |                |
|     | <b>Momordica.</b>   |                |     |  |                |
|     | Trailing plants with ornamental foliage and golden yellow fruit which, when ripe, opens, disclosing its seeds and brilliant carmine interior. Planted on rock-work or stumps of trees and allowed to ramble, it produces a very striking effect. Half-hardy annuals.  |                |     |  |                |
| 215 | <b>Momordica Charentia, or Balsam Pear</b> .....  | 5              |     |  |                |
| 216 | <b>Musk Plant.</b> ( <i>Mimulus moschatus.</i> ) .....  | 10             |     |  |                |
|     | <i>Much esteemed for the strong musk odor of its leaves. It has a yellow bloom. Tender perennial.</i>   |                |     |  |                |
| 217 | <b>Mukia Scabrella</b> .....  | 10             |     |  |                |
|     | A very pretty climber with small, heart-shaped leaves and scarlet berries. Very ornamental and of rapid growth. Annual  |                |     |  |                |
|     | <b>Nasturtium. Hardy Annual.</b>  |                |     |  |                |
| 218 | <b>Nasturtium, Tall mixed</b> .....   | 5              |     |  |                |
| 219 | —, <b>Schenerianum.</b> <i>Straw colored striped with brown. Very beautiful.</i> .....  | 10             |     |  |                |
| 220 | —, <b>Spit-fire.</b> <i>New.</i> Very fine; bright fire-red. Flowers very freely and makes a strikingly showy appearance .....  | 15             |     |  |                |
| 221 | <b>Nasturtium, Dunnet's New.</b> Orange .....   | 5              |     |  |                |
| 222 | —, <b>Atropurpurea.</b> Dark blood crimson .....  | 5              |     |  |                |
| 223 | —, <b>Coccineum.</b> Brilliant scarlet .....  | 5              |     |  |                |
| 224 | —, <b>Dwarf Mixed</b> .....   | 5              |     |  |                |
| 225 | —, <b>Dwarf Scarlet</b> .....   | 10             |     |  |                |
| 226 | —, <b>Rose</b> .....  | 10             |     |  |                |
| 227 | —, <b>White.</b> (The pearl.) .....   | 10             |     |  |                |
| 228 | —, <b>Yellow</b> .....  | 10             |     |  |                |
| 229 | —, <b>King of Tom Thumb's.</b> Deep scarlet blossom, bluish green foliage, new and fine .....   | 10             |     |  |                |
|     | <b>Nemophila.</b> (See Plate.)  |                |     |  |                |
|     | Charming, hardy, low annuals, producing an abundance of extremely delicate and beautiful flowers. Very useful for bedding or for pot culture. Sow early in pots and transplant into a cool, rather moist situation.   |                |     |  |                |
| 230 | <b>Nemophila Mixed</b> .....  | 5              |     |  |                |
|     | <b>Nirembergia.</b>   |                |     |  |                |
|     | Charming little plants which flower profusely during the whole summer; exceedingly valuable for hanging baskets, rustic vases and edgings; from South America. Half-hardy perennials.   |                |     |  |                |
| 231 | <b>Nirembergia, Large flowering.</b> A new species from the Andes. It deserves to become a general favorite both for the open garden in summer and the greenhouse in winter .....   | 25             |     |  |                |
| 232 | <b>Nolana, Mixed.</b> (See Plate.) .....  | 5              |     |  |                |
|     | Very pretty, trailing hardy annuals, fine for rock-work, hanging baskets, or for bedding. Select light rich soil.   |                |     |  |                |
|     | <b>Obeliscaria.</b>   |                |     |  |                |
|     | Showy plants with novel and rich colored flowers, having curious acorn-like centers; succeed in any common garden soil. From Texas. Half-hardy perennial.   |                |     |  |                |
| 233 | <b>Obeliscaria Pulcherrima.</b> <i>Fine, rich, variety crimson, edged and tipped with yellow. One-half foot.</i> .....  | 5              |     |  |                |
|     | <b>Oxalis.</b>  |                |     |  |                |
|     | A splendid class of plants with richly colored flowers and dark foliage suitable for hanging pots or rustic baskets. Particularly adapted for the parlor where they bloom in mid-winter. Half-hardy perennials.   |                |     |  |                |
| 234 | <b>Oxalis Rosea.</b> <i>Rose colored flowers, blooms abundantly. From Chili. One-half foot.</i> .....   | 10             |     |  |                |
| 235 | —, <b>Tropaeoloides.</b> <i>Deep yellow flowers with brown leaves; a very interesting variety. One-half foot.</i> .....   | 10             |     |  |                |
|     | <b>Parsley.</b>   |                |     |  |                |
|     | I would recommend Curled Parsley as fine for edgings for the flower garden, fine for vase bouquets, and particularly desirable for flowers arranged in flat dishes.   |                |     |  |                |
| 236 | <b>Parsley, Dwarf Curled</b> .....  | 5              |     |  |                |
| 237 | —, <b>Fern Leaved.</b> A most beautiful thing. Invaluable as a decorative plant. Resembles a beautiful moss .....   | 25             |     |  |                |
|     | <b>Sweet Peas.</b> ( <i>Lathyrus Odoratiss.</i> )   |                |     |  |                |
|     | Very ornamental, hardy annuals, desirable for their delightful fragrance and beauty. Fine for covering fences or walls, or for growing in little clumps supported by sticks. By picking off the pods as soon as they appear, the blossoms may be continued the whole season. Per ounce 25 cents.                |                |     |  |                |
| 238 | <b>Sweet Peas, White</b> .....  | 5              |     |  |                |
| 239 | —, <b>Black</b> .....   | 5              |     |  |                |
| 240 | —, <b>Scarlet</b> .....   | 5              |     |  |                |
| 241 | —, <b>Scarlet striped with white</b> .....  | 5              |     |  |                |
| 242 | —, <b>All colors mixed</b> .....  | 5              |     |  |                |
|     | <b>Pentsemon.</b> (See Plate.)  |                |     |  |                |
|     | A very ornamental perennial, with long and graceful spikes of richly colored tubular flowers. To insure bloom the first year, seed should be started early in March and planted out in May.   |                |     |  |                |
| 243 | <b>Pentsemon, Choice varieties mixed</b> .....  | 20             |     |  |                |
| 244 | <b>Perilla Hankinensis</b> .....  | 5              |     |  |                |
|     | A half-hardy annual, with beautiful dark purple foliage forming a delightful contrast with the lively green of the other plants in the garden or conservatory.  |                |     |  |                |
|     | <b>Petunia.</b>   |                |     |  |                |
|     | Favorite, hardy annuals, succeeding well in any rich soil. For the brilliancy and variety of their colors, their abundance of flowers, and the long duration of their blooming period, they are indispensable in any garden, and are also highly prized for growing in pots for the greenhouse or sitting room. |                |     |  |                |
| 245 | <b>Petunia, Fine Mixed</b> .....  | 5              |     |  |                |
| 246 | —, <b>Extra Choice Mixed</b> .....  | 15             |     |  |                |
| 247 | —, <b>Buchanan's Hybrids.</b> (See plate.) <i>From the finest named flowers; beautifully blotched, marbled and variegated. Flowers of extra size as well as beauty.</i> .....   | 25             |     |  |                |
| 248 | <b>Phaseolus.</b> ( <i>Scarlet Runner Bean.</i> ) .....   | 10             |     |  |                |
|     | A popular climbing annual, with spikes of showy scarlet, white or variegated flowers. Extensively grown to cover arbors and to form screens; of very vigorous and rapid growth.   |                |     |  |                |





Potentilla.



Pentsemon.



Tritoma Uvaria.



Asperula Azurea.



Rodanthe Maculata.



Salpiglossis.



Leptosiphon.



Lantana.



Gloxinia.



Coleus.

CLIMBING AND TRAILING PLANTS.



Maurandia.



Tropaeolum.



Cobea Scandens.



Balloon Vine.



Abronia Umbellata.



Scypanthus.



Ipomea.



Thunbergia.



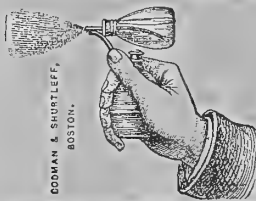
Ice Plant.



Nolana.

| No. |   | Price per P'k'ge | No. |   | Price per P'k'go |
|-----|---|------------------|-----|---|------------------|
|     | <b>Phlox.</b>   |                  |     | <b>Rodanthe. (See Plate.)</b>   |                  |
|     | A most brilliant and beautiful hardy annual, about one foot high, well adapted for bedding, making a dazzling show through the whole season. It succeeds well on almost any soil.   |                  |     | A most beautiful and charming everlasting flower. The flowers, when gathered as soon as they are opened, are very desirable for winter bouquets, retaining their brilliancy for months. Half-hardy annual.  |                  |
| 249 | Phlox, Drummond's. All colors mixed. ....   | 5                | 274 | Rodanthe, Maculata. ....  | 10               |
| 250 | —, Pure white. ....   | 10               | 275 | Salpiglossis, Mixed. (See Plate.) ....  | 10               |
| 251 | —, Bright scarlet. ....   | 10               |     | Very beautiful, rich, half-hardy annuals, of varied colors, one to two feet high. Start early in the hot-bed and transplant to light, warm, rich soil. Blooms from July to September.   |                  |
| 252 | —, Crimson, striped with white, very beautiful, new. ....   | 15               | 276 | Schizanthus, Mixed. ....  | 5                |
| 253 | —, Splendid, red with white eye. ....   | 10               |     | Pretty, tender annuals, one to one and one-half feet high, blooming from August to October. Very pretty for pot culture.  |                  |
|     | <b>Pinks.</b>   |                  |     | <b>Sanvitalia. (See Plate.)</b>   |                  |
|     | Most beautiful and highly prized, half-hardy perennials, growing from one to two feet high. No garden is complete without them, as they keep up a brilliant display, almost the whole season. Start early in pots, and transplant six to ten inches apart.  |                  |     | Beautiful, dwarf-growing, free-flowering plants, very suitable for small beds or rock-work. Hardy annuals.  |                  |
| 254 | Pink, Carnation, Double Mixed. ....   | 10               | 277 | Sanvitalia, New, Double. Covered with dense masses of perfectly double flowers. This variety is considered by an experienced grower of rare flowers, as "without doubt the only dwarf, compact plant, of a yellow color, suited to beds and masses of low growth" | 10               |
| 255 | —, Carnation, Dwarf, fiery-red. New. (For description see page 47.) ....  | 35               |     | <b>Scypanthus.</b>  |                  |
| 256 | —, Heddewig's Double Mixed. (See Plate.) Large flowers, three inches in diameter, of beautiful and rich colors, often finely marked and marbled. ....   | 15               |     | A very ornamental, free-flowering climber, with curious yellow flowers, producing a fine effect trained against verandas, trellises, &c. Half-hardy annual.   |                  |
| 257 | —, Laciniatus, Finest Double Mixed. Magnificent, double flowers; very large and beautifully fringed. Saved only from the finest double flowers and most beautiful colors. ....  | 20               | 278 | Scypanthus, Elegans. Yellow, from Chili. ....   | 10               |
| 258 | —, Picotee. These favorite plants are of great beauty, combining the most perfect form with the richest of colors. They have a delicate perfume, bloom profusely and are easily cultivated. The seed I send out is from one of the highly renowned growers of Germany, and is of the choicest varieties mixed. ....   | 25               | 279 | Sensitive Plant. (Mimosa Sensitive). ....   | 5                |
| 259 | —, Chinese. ....  | 5                |     | A pretty, curious annual, being so sensitive that the leaves close together by the slightest touch. Tender annual.  |                  |
|     | <b>Podolepsis.</b>  |                  |     | <b>Salvia.</b>  |                  |
|     | Pretty, graceful, free-flowering plants, succeeding best in a light, rich soil and producing a fine effect in beds. Half-hardy annual.  |                  |     | Very ornamental, half-hardy annuals, two feet high, producing tall spikes of gay flowers. Sow early in hot bed and transplant two feet apart.   |                  |
| 260 | Podolepsis, Pink. From New South Wales, one foot. ....  | 5                | 280 | Salvia, Mixed. ....   | 10               |
| 261 | —, Yellow. Very beautiful. ....   | 5                | 281 | —, Coccinea. Splendid scarlet. ....   | 10               |
| 262 | Polyanthus, Mixed. (Primula). ....  | 10               | 282 | Statice Latifolia. ....   | 10               |
|     | Showy and profuse-flowering, hardy perennials—about one foot high, blooming in April and May.   |                  |     | A charming perennial. May be classed with the Everlastings. The flowers are delicate and arranged very closely on wire-like stems. When dry, they have a loose, spray-like appearance, which renders them invaluable for winter bouquets.                         |                  |
| 263 | Poppy, Double Mixed. (Papaver). ....  | 5                |     | <b>Stocks.</b>  |                  |
|     | Brilliant and showy, hardy annuals, about two feet high, fine for back ground or shrubbery.   |                  |     | Half-hardy annuals, producing splendid spikes of very rich and beautiful flowers of delightful fragrance. For early flowering sow early in spring in pots or in the hot bed, and transplant one foot apart. Bloom from June until November.                       |                  |
|     | <b>Portulacca.</b>  |                  |     | 283 Stocks, Dwarf German. (Finest Mixed.). (See plate.) ....  |                  |
|     | Very popular; low growing, hardy annuals, making a most brilliant display in the garden, and very suitable for borders or edging. Sow early, in warm, light soil and thin plants to four inches.  |                  |     | 284 —, Ten Weeks, Double Mixed. ....  |                  |
| 264 | Portulacca, all colors Mixed. ....  | 5                | 285 | Stocks, Dwarf, Large Flowering. One of the finest stocks in cultivation. Very double and of a rich dark crimson color. ....   | 25               |
| 265 | —, Scarlet. ....  | 5                |     | <b>Sunflower. (Helianthus.)</b>   |                  |
| 266 | —, Crimson. ....  | 5                |     | The most beautiful and ornamental of this well-known class of plants, growing about four feet high, and producing very large double flowers. Hardy annual.  |                  |
| 267 | —, White. ....  | 5                | 286 | Sunflower, Dwarf Double. ....   | 5                |
| 268 | —, Yellow. ....   | 5                | 287 | —, Globosus. The finest of all sunflowers for ornament. The plant is middling sized, flowers very large, completely double, of a bright golden yellow. ....   | 5                |
| 269 | —, Large flowered Double. (Bernary's Best.) (See Plate.) ....   | 20               | 288 | Swan River Daisy. (Brachycone). ....  | 10               |
| 270 | Potentilla. (See Plat.) Extra fine, double, choice mixed. Desirable perennials. Flowers exceedingly brilliant and abundant. Hardy, easy of culture, showy and very ornamental. ....   | 20               |     | Very pretty, free-flowering, dwarf-growing annuals, well adapted to edgings, rustic baskets, or for pot culture.  |                  |
| 271 | Primula Auricula. (From Liege). ....  | 25               |     | <b>Sweet Sultan.</b>  |                  |
|     | This is the most beautiful and desirable of the primroses, though it has received but little attention in this country. The flower stalk is six to eight inches high and bears a fine truss or cluster of from five to seven flowers of various colors, each having a clear white or light colored eye which renders their appearance very striking. Finest varieties mixed from named flowers. Tender perennial. |                  |     | Showy, hardy annuals, one to two feet high, succeeding well in any soil.  |                  |
| 272 | Ricinus Major. Castor Oil Plant. ....   | 5                | 289 | Sweet Sultan, Mixed. (Centauria). ....  | 5                |
|     | A highly ornamental, half-hardy annual, growing from four to six feet high, presenting quite a tropical appearance. Select warm, dry soil, and plant six feet apart.  |                  | 290 | —, Yellow. Much may be said in praise of this the most beautiful of the Sweet Sultan family. The flowers are remarkably long-lived, which, with its beautiful fragrance and golden color, renders it very desirable for bouquets. ....                            | 5                |
| 273 | Rockcistus. ....  | 10               |     |   |                  |
|     | A very fine hot-house climber. Leaves of many different colors. Brilliant and very handsome. Requires a great deal of heat and a moist atmosphere.  |                  |     |   |                  |

| No.   | Price per P'k'ge | No.                           | Price per P'k'ge |
|---|------------------|-------------------------------|------------------|
| <b>Sedum.</b>   |                  | <b>Verbenas.</b>              |                  |
| An exceedingly interesting and pretty little plant, growing freely on rock or rustic work, where, during the summer, it expands its brilliant, star-shaped flowers in the greatest profusion. It is very desirable for hanging baskets. Hardy perennial.  |                  |                               |                  |
| 291   | 10               | 302                           | 10               |
| 292   | 5                | 303                           | 15               |
| <b>Sweet Williams.</b>  |                  | <b>Virginian Pigmy Stock.</b> |                  |
| Well-known, showy and beautiful, hardy perennials, about one foot high, making a most splendid appearance in May and June.  |                  |                               |                  |
| 293   | 5                | 304                           | 5                |
| 294   | 15               | 305                           | 5                |
| 295   | 10               | 306                           | 5                |
| 296   | 5                | <b>Wallflowers.</b>           |                  |
| Very ornamental, trailing or climbing, half-hardy annuals, admirably adapted for trellises or rustic work or for the conservatory. A great acquisition for hanging baskets. Start early under glass. Tender annual.   |                  |                               |                  |
| 297   | 25               | 307                           | 5                |
| 298   | 10               | 308                           | 25               |
| 299   | 25               | <b>Xeranthemum.</b>           |                  |
| No flower excites more attention at Horticultural Fairs than this. It is a splendid evergreen perennial, producing flower stems four or five feet in height, surmounted with spikes of red and yellow flowers exceedingly striking. Admirably adapted for forming groups upon lawns or in a flower-bed, also suitable for culture in large pots. Remove the plants to the cellar in Autumn. |                  |                               |                  |
| 300   | 15               | 309                           | 10               |
| 301   | 5                | 310                           | 10               |
|   |                  | 311                           | 10               |
|   |                  | 312                           | 10               |
| <b>Zinnia. (See Plate.)</b>   |                  |                               |                  |
| A most splendid class of hardy annuals, succeeding well in any soil and making a very brilliant show. Start early in pots or under glass and transplant one foot apart. The same flowers will retain their beauty for weeks and a profusion will be produced until frost.   |                  |                               |                  |
|   |                  | 313                           | 10               |
|   |                  | 314                           | 15               |
|   |                  | 315                           | 10               |
|   |                  | 316                           | 25               |



**ATOMIZER.**

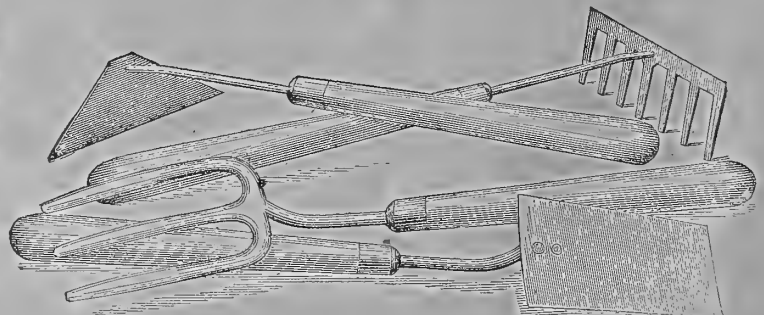
This is a valuable article for showering a fine spray of carbolic acid or solution of tobacco on the leaves of plants to destroy injurious insects. It is also used to diffuse perfumes and disinfectants in the sick room, and for inhaling various medical preparations. The metal parts are nickel plated. Price by mail \$1.50.

**LADIES' AND CHILDREN'S GARDEN TOOLS.**

We call your attention to the set of Ladies' Garden Tools. These are not toys as they appear to be, but are the most useful of all tools for Ladies' use in the Flower Garden, and are also very desirable for greenhouse use. They are made of the best of steel and iron with hard wood handles.

**PRICE.**

No. 1, extra polished, \$1.25, per express; per mail, \$1.50.  
 " 2, half " \$1.00, per express; per mail, \$1.25.





BULBOUS PLANTS.



Narcissus.



Hyacinth.



Crocus.



Double Buttercup.



Gladiolus.



Single Tulip.



Dahlia.



Double Tulip.



Japan Lily.

## CLIMBING PLANTS.

|   |    |   |    |
|---|----|---|----|
| <b>Aristolochia</b> .....   | 15 | <b>Hyacinth Bean</b> .....  | 5  |
| Highly ornamental with curiously shaped flowers of the most varied and beautiful colors. The flowers resemble a Dutchman's pipe.  |    | Quick growing, ornamental climbers from the East Indies, producing clusters of brilliant flowers.   |    |
| <b>Balloon Vine</b> .....   | 10 | <b>Ipomea</b> .....   |    |
| A climber remarkable for an inflated, membranous capsule, (white in color,) from which it derives the name of Balloon Vine. Suitable for house or out-door decoration. Half-hardy annual.   |    | Of all delicate climbers this perhaps ranks pre-eminent. In whatever situation it may be placed, it is sure to meet with universal admiration. See page 39.   |    |
| <b>Bryonopsis Laciniata</b> .....   | 10 | <b>Lophospermum</b> .....   | 25 |
| An elegant climber with Ivy-like foliage and brilliant scarlet fruit exquisitely marked with white. Ten feet.   |    | An exceedingly elegant climber with large and handsome foxglove-like flowers. Very desirable for hanging baskets.   |    |
| <b>Canary Bird Flower</b> .....   | 10 | <b>Maurandia</b> .....  | 10 |
| A great favorite, with its exceedingly beautiful yellow, fringed flowers and finely divided foliage. Half-hardy annual.   |    | These superb climbers cannot be too highly recommended. Particularly adapted for hanging baskets or for training on columns out-doors.  |    |
| <b>Cissus</b> .....   | 15 | <b>Momordica</b> .....  | 5  |
| A red-leaved climber, very brilliant and handsome. A great acquisition. Requires strong heat and a moist atmosphere. Particularly adapted to the hot-house, but will thrive in the parlor by frequently showering the leaves.   |    | Trailing plants with curious, ornamental foliage, and golden yellow fruit, which, when ripe, opens, disclosing its seeds and brilliant carmine interior. Beautiful for stumps of trees, rockwork, &c.   |    |
| <b>Clematis</b> .....   | 25 | <b>Mukia Scabrella</b> .....  | 10 |
| A beautiful, hardy climber, unrivalled for covering arbors, fences, verandahs, &c. Of rapid growth and literally covering itself with large bunches of white, sweet-scented flowers. Twenty-five feet.  |    | A very pretty climber with small, heart-shaped leaves and scarlet berries. Very ornamental and of rapid growth.   |    |
| <b>Clanthus Dampieri</b> . ( <i>Glory Pea</i> ).....  | 25 | <b>Nasturtium</b> .....   |    |
| One of the most attractive plants in cultivation. A shrubby climber, with neat foliage and drooping clusters of large, rich, scarlet, pea-shaped flowers, 3 inches in length. Each flower is beautifully marked with a black, cloud-like blotch. It requires a dry, warm soil and should be watered but sparingly. Remove to the house when cold weather comes. |    | A well-known and exceedingly ornamental class of profuse flowering plants. The seeds are excellent when pickled; but for this purpose should be gathered when young. See page 38.   |    |
| <b>Clitoria</b> .....   | 10 | <b>Phaseolus</b> . ( <i>Scarlet Runner Bean</i> ).....  | 5  |
| Splendid, free-flowering, green-house climber, with large, elegant, pea-shaped blossoms. Particularly adapted for training on trellis-work, wire-globes, &c. Perennial.   |    | A popular climbing annual with spikes of showy scarlet, white or variegated flowers. Of very rapid growth.  |    |
| <b>Cobea Scandens</b> .....   | 10 | <b>Rockcistus</b> .....   | 10 |
| A magnificent climbing plant of rapid growth, producing large, purple, bell-shaped flowers; adapted for out-door growth in summer and also for the house.   |    | A very fine climber. Leaves of many different colors. Brilliant and very handsome. Requires a great deal of heat and a moist atmosphere.  |    |
| <b>Convolvulus</b> .....  |    | <b>Scyphanthus</b> .....  | 10 |
| A well-known, free-flowering class of climbers, with brilliant and varied colored flowers, growing freely in almost any situation. See page 37.   |    | A very ornamental, free-flowering climber, with curious yellow flowers, producing a fine effect trained against verandahs, trellises, &c.   |    |
| <b>Cypress Vine.</b>  |    | <b>Thunbergia</b> .....   | 10 |
| One of the most popular of all tender climbers. Graceful foliage of a dark, rich green, thickly studded with small, beautiful flowers.  |    | One of the most beautiful and showy of all climbers. Excellent for hanging baskets and house decoration, for which this should be much more generally used. Start under glass. Very profuse-flowering; flowers of a rich, bright orange and pure white, each with dark maroon eyes. |    |
| <b>Cypress Vine, White</b> . Very appropriate for the cemetery.....   | 5  | <b>Tropæolum, Mixed</b> .....   | 15 |
| — — —, <b>Scarlet</b> . Brilliant and beautiful.....  | 5  | These are selected from the finest German varieties. Fine climbers.   |    |

## Desirable Novelties which we offer this season for the first time.

|  |    |  |    |
|--|----|--|----|
| <b>California Columbine</b> . ( <i>Aquilegia Chrysantha</i> .) New.....                      | 30 | <b>Nasturtium</b> , " <i>Spotted King</i> ," (New.).....   | 15 |
| A California species, large and handsome, the color being of a waxy yellow. Remarkably fine. |    | One of the Tom Thunb varieties, with bright yellow blossoms, each petal distinctly blotched with chocolate.                          |    |
| <b>Cobea Scandens</b> . <i>Albo</i> . (New.).....  | 25 | <b>New Carmine Candytuft</b> . (New.).....   | 25 |
| White flowered variety of that famous climber.   |    | Of great brilliancy. A splendid novelty.   |    |
| <b>Lobelia Rosea Oculata</b> . New.....  | 20 | <b>Variegated Sunflower</b> . A great novelty.....   | 15 |
| A very handsome rose variety with white eye. An acquisition.                                 |    | The flowers and end of the stalk are very nicely striped with golden yellow.   |    |
| <b>Sweet Scented Oxlip</b> . In beautiful colors mixed.....                                  | 15 | <b>Dicentra Chrysantha</b> .....   | 15 |
| <b>Nasturtium</b> , " <i>Ruby King</i> ," (New.).....  | 37 | A handsome plant for rockeries. Of fine foliage, above which rises a branch of golden yellow flowers, each nearly an inch in length. |    |
| This promises to be a great acquisition. Pure pink, shaded with carmine; of dark foliage.    |    |  |    |

## ALSO OTHER NEW & DESIRABLE FLOWERS.

|   |    |  |    |
|---|----|--|----|
| <b>Aster, Peony Flowered</b> . Dark purple-red; magnificent.....  | 20 | double. The seed which I offer is a fine mixture of white, rose, dark blue, ash grey and crimson.  |    |
| <b>Aster, Peony Flowered</b> . Black-brown; very beautiful color.....   | 20 | <b>Aster, Imbrique Pompon</b> . Black-blue; very attractive.....   | 20 |
| <b>Aster, "Goliath"</b> .....   | 25 | <b>Aster, "Meteor"</b> .....   | 10 |
| An acquisition of extremely vigorous growth, forming large bushes from two to two and a half feet in height, profusely covered with flowers immense in size, measuring upwards of five inches in diameter, and very |    | A beautiful novelty. The plant is completely studded with small, globular, extremely double flowers, bright crimson in color. Extremely showy and brilliant. |    |

|  |  |
|--|--|
| <b>Aster, "The Queen's Cockade"</b> .....15  | <b>Golden Feather Feverfew</b> .....15   |
| This gem differs in habit from any other kind of Aster. The plant is of robust growth with self-supporting habit, profusely branched, representing a perfect globe of great regularity, about one foot high, densely studded with extremely double flowers of a bright deep satiny rose, having a well defined, pure white centre. | One of the ornamental foliaged plants. Very desirable for vases and baskets to mix in with other plants.   |
| <b>Aster, Washington. White</b> .....20  | <b>Ipomea, Bona Nox. (Evening Glory)</b> .....10   |
| Flowers very globular and extremely pure in color.   | This very interesting plant is, as its name indicates, allied to the "Morning Glory," but differs from it in choosing the evening for its time of blooming. It is also deliciously fragrant. The flower is pure white and very large. Soak the seed in warm water several hours before planting. |
| <b>Aster, Washington, Peach-Bloom</b> .....25  | <b>Mignonette, New Victoria</b> .....25  |
| Flowers very globular and extremely delicate in tint. Seed scarce.   | This new mignonette produces large spikes of flowers of a more brilliant red color than any ever before grown.   |
| <b>Balsam. Double yellow</b> .....20   | <b>Nasturtium, "Spit-fire." (New.)</b> .....15   |
| <b>Balsam. Carmine-rose</b> .....25  | Very fine; bright fire-red. Flowers very freely and makes a strikingly showy appearance.   |
| Camelia-flowered. Splendid, new luminous color.  | <b>Pansy, Emperor William</b> .....35  |
| <b>Black-leaved Beet</b> .....5  | One of the most valuable of the large growing pansies. Flowers of a rich ultramarine blue, with a well defined eye. The large blooms are borne well above the foliage.   |
| Intensely black foliage, very glossy and elegant; highly ornamental as a foliaged plant.   | <b>Pink, Carnation, Dwarf Fiery-Red</b> .....35  |
| <b>Bocconia frutescens</b> .....15   | Extremely double and full-blooming. Of great value for market gardeners.   |
| Beautiful foliaged, greenhouse plant, suitable for lawns in summer.  | <b>Sunflower globosus</b> .....5   |
| <b>Cockscomb, New Japan</b> .....15  | The finest of all sunflowers for ornament. The plant is middling sized, flowers very large, completely double, of a bright golden yellow.  |
| Leaf scarlet or crimson, with comb delicately cut and of a brilliant scarlet hue, resembling the finest coral both in form and color.  | <b>Thunbergia Coccinea</b> .....25   |
| <b>Cockscomb, variegated</b> .....20   | A deep scarlet variety of this beautiful free-flowering climber.   |
| Beautifully variegated with gold and crimson, the golden yellow as well as the deep crimson being of the most brilliant hues. It attains a height of three feet. Should be sown early.   | <b>Zinnia, double sulphuria striata</b> .....25  |
|  | Sulphur colored, striped with scarlet. Very showy and beautiful.   |

## BULBS.

We this season annex to our Flower Catalogue a list of Bulbs which we offer to our patrons. We have endeavored to make a judicious selection, offering only such as are most desirable both for their beauty and their adaptation to general culture. Unless otherwise specified we will send the bulbs out in September, carefully keeping on file all orders received for them previous to that time.

### GLADIOLUS BULBS. (Ready in April.)

These showy flowers are very easily raised, and with their tall spikes and brilliant colors of almost every variety, simple and blended, make one of the most magnificent displays of the flower garden. By planting from May till July, a continuous succession of flowers will be secured. In planting have the rows about a foot apart, the bulbs six inches apart in the row and two or three inches below the surface. Orders will be put on file as received and filled in April

Beautiful French Hybrid varieties—Splendid Mixtures—including nearly white, rose and crimson colors—per dozen.....\$1 00  
per 100 by Express..... 6 00

### SPLENDID NAMED SORTS.

|  |  |
|--|--|
| Adonis, light red and yellow, stained with carmine..... 10                     | Ida, white ground, slightly tinged with rose, lower petals light yellow..... 40  |
| Angele, white, very showy..... 35  | Imperatrice, white, tinted blush, bright carmine, rose blotch..... 10            |
| Archimedes, light red, lower petals buff..... 20                               | John Bull, yellowish white, very fine..... 15                                    |
| Aristotle, carnation rose, flecked or blotched with carmine..... 20            | Laura, orange red, flamed carmine, with pure white blotch..... 20                |
| Bertha Rabourdin, pure white, with carmine blotch..... 20                      | Le Titien, brilliant rosy scarlet..... 40  |
| Berenice, rose and variegated red, with purplish carmine..... 20               | Le Poussin, clear light scarlet, with white throat, very brilliant..... 25       |
| Brenchleyensis, deep scarlet, splendid for clumping..... 10                    | Lord Byron, brilliant scarlet, stained with pure white, magnificent..... 20      |
| Calypso, rose with a beautiful white throat, slightly striped..... 20          | Madame de Vetry, sulphur white, stained with carmine..... 25                     |
| Canari, light yellow, lower petals streaked rose..... 25                       | Madame Leseble, pure white, stained with purplish rose..... 40                   |
| Charles Dickens, a delicate rose striped with a darker rose, very fine..... 40 | Mars, beautiful scarlet..... 15  |
| Count De Morny, dark cherry-red, with white blotch..... 20                     | Mons. Vinchon, salmon, tinted with rose and flaked with crimson..... 20          |
| Courant fulgens, brilliant crimson..... 10                                     | Napoleon III, bright scarlet, centre of petals white striped; extra fine..... 20 |
| Docteur Andry, very bright orange—fine shape..... 25                           | Othello, light orange-red—dwarf and very fine..... 20                            |
| Don Juan, orange fire-red, spotted with yellow..... 10                         | Ophir, dark yellow, purple blotch..... 30  |
| Edith, carnation rose, with dark stripe..... 15                                | Pegasus, light salmon, stained with carmine and violet..... 20                   |
| Emilie, white suffused with rose, brown blotch..... 15                         | Penelope, French white, striped with carmine..... 20                             |
| Fanny Rouget, satin rose, white interior, petals flaked with carmine..... 10   | Prince Imperial, peach blossom pink, with violet stains..... 20                  |
| Galathea, delicate rose, nearly white, stained with carmine..... 20            | Princess of Wales, white, flaked with rosy crimson..... 20                       |
| Goliath, light red, striped with carmine..... 15                               | Thalia, white flamed and streaked with carmine, fine..... 25                     |
| Greuze, intense cherry, blotched with white..... 15                            | Vesta, pure white, and purplish carmine, on yellow ground..... 25                |
| Hector, delicate rose, sometimes marbled..... 15                               | Vulcan, velvet scarlet, with shaded centre, very rich..... 20                    |

### TUBEROSES. (Ready in April.)

We have a fine lot of Tuberoses from France. In planting, remove the small offsets around the main root, and plant a single tuber in a pot five or six inches wide. They should be started in April and afterwards transplanted to the open ground for summer blooming in the garden. Use good loam and leaf mould with good drainage.

First quality bulbs.....15 cents each; \$1.50 per dozen.  
Second quality bulbs.....10 cents each; \$1.00 per dozen.

### HYACINTHS. (Plant in October and November.)

|   |   |   |  |
|---|---|---|--|
| <b>DOUBLE RED AND ROSE.</b>                     |   | <b>DOUBLE WHITE.</b>                                |  |
| Alida Catherine, deep rose, very early..... 20  | <b>A la mode</b> , pink eyed, fine truss..... 30        | <b>La Deesse</b> , white, yellow eye..... 25        |  |
| Bouquet Royale, bluish pink, red eye..... 25    | <b>Nannette</b> , yellow centre..... 20                 | <b>Sceptre d'Or</b> , white, orange scented..... 25 |  |
| Grootvorst, delicate blush, very double..... 25 | <b>Sultan Achmit</b> , large, very double, late..... 30 |   |  |
| Perruque Royale, rose, large bells..... 35      |   |   |  |
| Princess Royale, rich crimson, extra..... 25    |   |   |  |

**DOUBLE BLUE.**

|  |    |
|--|----|
| <b>Belle Mode</b> , bright blue, beautiful.....      | 25 |
| <b>Duchess de Normandy</b> , dark blue.....          | 30 |
| <b>Pasquin</b> , delicate porcelain, violet eye..... | 30 |

**DOUBLE YELLOW.**

|   |    |
|---|----|
| <b>Bouquet d'Orange</b> , reddish yellow.....     | 50 |
| <b>Goethe</b> , bright, very double, fine.....    | 30 |
| <b>Ophir d'Or</b> , light yellow, fine, late..... | 25 |

**SINGLE RED.**

|  |    |
|--|----|
| <b>Amy</b> , bright carmine, compact truss.....  | 20 |
| <b>Emeline</b> , bright rose, fine.....          | 30 |
| <b>Madame Hodson</b> , dark red, striped.....    | 25 |
| <b>Norma</b> , delicate pink, large bells.....   | 25 |
| <b>Sultan's Favorite</b> , rich bright rose..... | 20 |

**SINGLE WHITE.**

|  |    |
|--|----|
| <b>Blanchard</b> , white, purple eye.....        | 30 |
| <b>Hannah Moore</b> , pure white.....            | 25 |
| <b>Princess Royale</b> , white, large bells..... | 25 |
| <b>Queen of the Netherlands</b> , splendid.....  | 30 |

**SINGLE BLUE.**

|   |    |
|---|----|
| <b>Argus</b> , deep blue, white eye.....                  | 35 |
| <b>Blue Mourant</b> , dark blue, black eye.....           | 25 |
| <b>Charles Dickens</b> , bright blue, splendid.....       | 25 |
| <b>Grand Lilac</b> , beautiful, silvery lilac, large..... | 25 |
| <b>Regulus</b> , porcelain, large truss.....              | 25 |

**SINGLE YELLOW.**

|   |    |
|---|----|
| <b>Adonia</b> , lemon yellow, good form.....          | 25 |
| <b>Alida Jacoba</b> , rich, canary yellow.....        | 25 |
| <b>Heroine</b> , light yellow, tipped with green..... | 25 |
| <b>Rhinoceros</b> , orange yellow.....                | 30 |
| <b>Victor Hugo</b> , light orange yellow.....         | 40 |

**JAPAN LILIES.**

These superb lilies are perfectly hardy, flowers elegant and fragrant, flowering during July and August, and forming one of the principal features of the flower garden.

|  |       |          |
|--|-------|----------|
|  | Each. | Per doz. |
| <b>Lilium Albam</b> , Pure White.....                | .50   | \$5 00   |
| <b>Lilium Roseum</b> , White, spotted with rose..... | .25   | 2 50     |
| <b>Lilium Auratum</b> , Golden-rayed Japan lily..... | .50   | 5 00     |

**AMARYLLIS—(Red Jacobean Lily).**

This is always a favorite from the striking elegance of its scarlet velvet flowers. Start in the house in March and plant out in May in rich ground; roots are preserved like Dahlias during the winter. Each 25

**TULIPS. (Plant in October and November.)**

**EARLY DWARF DUC VAN THOLL.**

|   |       |          |
|---|-------|----------|
|   | Each. | Per doz. |
| <b>Single Red</b> , bordered with yellow.....     | \$ 8  | \$ 75    |
| <b>Single Yellow</b> , bright yellow.....         | 12    | 1 25     |
| <b>Single Vermilion</b> , very bright.....        | 12    | 1 25     |
| <b>Single Gold Striped</b> , rare, beautiful..... | 15    | 1 50     |
| <b>Double Scarlet</b> , bright yellow edge.....   | 5     | 50       |

**SINGLE EARLY TULIPS.**

|  |    |      |
|--|----|------|
| <b>Abbesse de St. Dennis</b> , cherry striped.....                   | 15 | 1 50 |
| <b>Abba Regalis</b> , white, fine.....                               | 10 | 1 00 |
| <b>Archduke of Austria</b> , crimson, yellow edge.....               | 15 | 1 50 |
| <b>Belle Alliance</b> , bright scarlet.....                          | 10 | 1 00 |
| <b>Bizard Pronkert</b> , yellow and red, striped.....                | 10 | 1 00 |
| <b>Butterfly</b> , bright yellow.....                                | 20 | 2 00 |
| <b>Cardinal</b> , scarlet and orange.....                            | 10 | 1 00 |
| <b>Canary Bird</b> , rich yellow, fine cup.....                      | 10 | 1 00 |
| <b>Fredericus Rex</b> , white flamed with red.....                   | 20 | 2 00 |
| <b>Grisdetin Amiable</b> , bluish violet, striped lilac.....         | 15 | 1 50 |
| <b>Grootmeester</b> , white, striped and feathered with scarlet..... | 15 | 1 50 |
| <b>Lac Van Rijn</b> , purple, white edge.....                        | 5  | 50   |
| <b>Potter</b> , violet, large flower.....                            | 15 | 1 50 |
| <b>Princess of Austria</b> , red, golden edge.....                   | 15 | 1 50 |
| <b>Prince Albert</b> , carmine violet.....                           | 15 | 1 50 |
| <b>Rosa Mundi</b> , white, bordered with rose.....                   | 5  | 50   |
| <b>Rose Royal</b> , dark rose, fine.....                             | 10 | 1 00 |
| <b>Thomas Moore</b> , buff orange, shaded.....                       | 5  | 50   |

**DOUBLE TULIPS.**

|   |    |      |
|---|----|------|
| <b>Admiral Kingsbergen</b> , yellow, with bronze stripes..... | 10 | 1 00 |
| <b>Belle Alliance</b> , white, feathered with crimson.....    | 10 | 1 00 |
| <b>Comtesse de Pompadour</b> , red, edged yellow.....         | 15 | 1 50 |
| <b>Crown Imperial</b> , red striped, large, late.....         | 15 | 1 50 |

**DOUBLE TULIPS.**

|  |       |          |
|--|-------|----------|
|  | Each. | Per doz. |
| <b>Gloria Mundi</b> , delicate primrose striped crimson..... | 15    | 1 50     |
| <b>Hercules</b> , splendid striped cherry.....               | 15    | 1 50     |
| <b>La Candeur</b> , pure white, fine, early.....             | 10    | 1 00     |
| <b>Lord Wellington</b> , purple blue, large.....             | 10    | 1 00     |
| <b>Pæony Gold</b> , red and yellow.....                      | 10    | 1 00     |
| <b>Purple Crown</b> , velvety crimson, very dark.....        | 5     | 50       |
| <b>Red</b> , white bordered.....                             | 15    | 1 50     |
| <b>Tournesol</b> , scarlet, yellow margined, early.....      | 10    | 1 00     |
| <b>Yellow Rose</b> , golden yellow, very double.....         | 5     | 50       |

**PARROT TULIPS.**

|  |    |      |
|--|----|------|
| <b>Admiral of Constantinople</b> , orange and red striped..... | 5  | 50   |
| <b>Perfecta</b> , red striped.....                             | 5  | 50   |
| <b>Orange</b> .....  | 5  | 50   |
| <b>Rubra Major</b> , crimson scarlet, very large.....          | 20 | 2 00 |
| <b>Variabilis</b> , variegated.....                            | 10 | 1 00 |

**OTHER SPECIES OF TULIPS.**

|  |    |      |
|--|----|------|
| <b>Cornuta (Chinese)</b> , scarlet and yellow, very curious..... | 10 | 1 00 |
| <b>Florentina Odorata</b> , yellow, sweet scented.....           | 10 | 1 00 |
| <b>Gesneriana</b> , bright scarlet, fine for bedding.....        | 10 | 1 00 |
| <b>Sun's Eye</b> , red and black.....                            | 10 | 1 00 |
| <b>Persica</b> , orange yellow, dwarf.....                       | 10 | 1 00 |
| <b>Viridiflora</b> , green, with yellow margin.....              | 10 | 1 00 |

**MIXED TULIPS.**

|  |          |          |
|--|----------|----------|
|  | Per doz. | Per 100. |
| <b>Mixed Early Single</b> , beautiful varieties..... | 50       | 3 00     |
| <b>Mixed Double</b> , very fine.....                 | 50       | 3 00     |
| <b>Mixed Parrot Tulips</b> , very showy.....         | 50       | 3 50     |

**MADEIRA, OR MIGNONETTE VINE—(Ready in April.)**

A beautiful climbing plant of rapid growth, adapted to out-door growth in the summer or the house in the winter. It completely covers itself with long racemes of deliciously fragrant white flowers. Tubers, each 10 cents.

**SMILAX—(Ready in April.)**

There is no climbing plant in cultivation that surpasses this in beauty and grace of habit and foliage. Its cultivation has now become a specialty in every greenhouse, where it is extensively employed in all descriptions of floral decorations. Good bulbs, 25 cents; large bulbs, 50 cents.

**DOUBLE PERSIAN BUTTERCUPS—(Ranunculus).**

Splendid mixed varieties. Plant in November. Each, 5 cents; per doz., 50 cents.

**CROWN IMPERIALS.**

An old-fashioned class of plants liked because of their highly or-

namental character and early blooming. Plant in November. Mixed varieties. Each 25 cts.; per doz., \$3.00.

**LILY OF THE VALLEY—(Ready in April.)**

A great favorite because of its delicious odor and low growth, bearing graceful bows of fairy-like lily bells. Each, 5 cts.; per doz., 50 cents.

**NARCISSUS.**

Remarkably showy spring-flowering bulbs, possessing a delightful fragrance. Plant in November.

- Single Varieties Mixed.** Per bulb, 5 cents; per doz., 50 cents.
- Double Varieties Mixed.** Per bulb, 10 cents; per doz., \$1.00.

**CROCUS.**

The Crocus is a universal favorite, and, excepting the Snowdrop, is the earliest of all spring flowers, displaying its bright blossoms early in March. Plant in November.

- All Colors Mixed.** Per doz., 25 cents; per 100, \$1.25.



## DAHLIAS.

This season for the first time I offer plants of the well-known Dahlia. The varieties which I offer are those which are well known and deservedly popular. The plants will be sent out in April.

### SELECT, SHOWY AND FANCY DAHLIAS.

(Ready in April.)

|   | Each. | Per doz. |
|---|-------|----------|
| <b>Chang</b> , yellow, striped and mottled with scarlet.....                | 30    | \$3 00   |
| <b>Dejanire</b> , light reddish orange ; fine form.....                     | 30    | 3 00     |
| <b>Dr. Rozies</b> , bright scarlet ; superb form.....                       | 30    | 3 00     |
| <b>Earl of Pembroke</b> , violet purple ; fine.....                         | 30    | 3 00     |
| <b>Empress</b> , white, tipped with violet ; beautiful.....                 | 30    | 3 00     |
| <b>Gladiator</b> , white, very deeply laced with pink.....                  | 30    | 3 00     |
| <b>Hercules</b> , buff, flaked with crimson ; large.....                    | 30    | 3 00     |
| <b>John Bunn</b> , yellow, striped crimson ; full and fine....              | 30    | 3 00     |
| <b>John Keynes</b> , salmon rose ; large.....                               | 30    | 3 00     |
| <b>John Dory</b> , yellow, a large, full flower.....                        | 30    | 3 00     |
| <b>Lady Cooper</b> , clear light rose.....                                  | 30    | 3 00     |
| <b>Lady Popham</b> , white, delicately tipped with lavender..               | 30    | 3 00     |
| <b>Loveliness</b> , white ground, edged with rosy crimson....               | 30    | 3 00     |
| <b>Le Phase</b> , brilliant scarlet ; superb form.....                      | 30    | 3 00     |
| <b>Lord Palmerston</b> , crimson-scarlet ; fine form.....                   | 30    | 3 00     |
| <b>Lady Jane Ellis</b> , creamy white, edged with purplish-rose ; fine..... | 30    | 3 00     |
| <b>Mr. Stocken</b> , maroon ; large and fine.....                           | 30    | 3 00     |
| <b>Mont Blanc</b> , white ; large ; fine form.....                          | 30    | 3 00     |
| <b>Memorandum</b> , white, tipped with rose ; constant and fine             | 30    | 3 00     |
| <b>Mrs. Dix</b> , crimson-scarlet ; large ; very bright and fine            | 30    | 3 00     |
| <b>Papilio</b> , pale buff, striped and spotted with vermilion..            | 30    | 3 00     |

|   | Each. | Per doz. |
|---|-------|----------|
| <b>Purple Standard</b> , dark purple ; fine form.....       | 30    | 3 00     |
| <b>Roi Leopold</b> , yellow and scarlet.....                | 30    | 3 00     |
| <b>Snowdrift</b> , pure white ; dwarf ; extra.....          | 30    | 3 00     |
| <b>Stella</b> , white, tipped lavender.....                 | 30    | 3 00     |
| <b>Salvator Rosa</b> , silvery rose and lilac.....          | 30    | 3 00     |
| <b>Triomphe de Roubaix</b> , rosy amber, pointed with white | 30    | 3 00     |
| <b>Unanimity</b> , yellow ; striped.....                    | 30    | 3 00     |

### POMPONE, or BOUQUET DAHLIAS.

This class is distinguished for its profusion of extremely elegant miniature blossoms, and general neatness of form and outline.

|   | Each. | Per doz. |
|---|-------|----------|
| <b>Ardens</b> , brilliant scarlet.....                        | \$ 30 | \$3 00   |
| <b>Bessie</b> , buff, shaded red.....                         | 30    | 3 00     |
| <b>Cupid</b> , ochre-yellow, with bronze tip.....             | 30    | 3 00     |
| <b>Diana</b> , rosy lilac ; full ; good form.....             | 30    | 3 00     |
| <b>Fairy-Child</b> , crimson, margined white.....             | 30    | 3 00     |
| <b>Honeycomb</b> , violet-purple, crimson.....                | 30    | 3 00     |
| <b>Lilia</b> , rich carmine, tinted rose.....                 | 30    | 3 00     |
| <b>Little Elizabeth</b> , rosy lilac, tipped with purple..... | 30    | 3 00     |
| <b>Little Model</b> , crimson, white centre.....              | 30    | 3 00     |
| <b>Little Wilhelmina</b> , primrose and white.....            | 30    | 3 00     |
| <b>Peasant-Girl</b> , blush, belted with crimson.....         | 30    | 3 00     |

## Agricultural Treatises.

**CABBAGES : HOW TO RAISE THEM.** BY JAMES J. H. GREGORY, Marblehead, Mass.

This treatise gives all the minute instructions so valuable to the beginner. It begins with the selecting the ground, and carries the reader along step by step, through the preparing of the soil, manuring, ploughing, planting, hoeing, weeding, gathering the crop, storing and marketing it, with a hundred minute details embracing every department of the subject.

To prepare myself the more thoroughly to write this work I experimented on foreign and native varieties of cabbage for four years, raising not far from seventy kinds. The gist of my experience will be found in this treatise. It is illustrated by several fine engravings. I have in the present edition added a page on the green worm that is causing so much trouble in some localities. Price, 30 cents.

**ONION RAISING ; WHAT KINDS TO RAISE, AND THE WAY TO RAISE THEM.** BY J. J. H. GREGORY, Seed Grower, Marblehead, Mass.

This work, which I issued in 1865, has been warmly recommended by some of the best authorities in the country, and has gone through eight editions. It treats on Onions raised from seed, Potato Onions, Onion Sets, Top Onions, Shallots, and Raretypes, the Onion Maggot, Rust, the merits of the different varieties of Onions, instructions in seed raising, and how to tell good seed,—beginning with the first step of selecting the ground, and carrying the reader along step by step through the preparing of the soil, manuring, ploughing, planting, hoeing, weeding, gathering the crop, storing and marketing it, with a hundred minute details embracing every department of the subject.

Illustrated with thirteen engravings of Onions, Sowing Machines and Weeding Machines.

Single copies sent by mail, prepaid, for thirty cents. Seed dealers and booksellers supplied at the usual discount.

**SQUASHES ; HOW TO GROW THEM.** BY JAMES J. H. GREGORY, Marblehead, Mass.

This treatise is of about the same size and style as my

treatise on "Onion Raising," and contains several illustrations, including a section of my squash house, with full directions for erecting one. In plan and thoroughness it is similar to my Onion treatise, *very minute and thorough*. Beginning with the selection of soil, it treats of the best way of preparing it ; the best manures, and the way to apply them ; planting the seed, protecting the vines from bugs and maggot, the cultivating, gathering, storing and marketing of the crops,—giving hundreds of minute details so valuable to inexperienced cultivators. I have written this and my other treatises on the theory that what the public want is *minuteness and thoroughness of detail*. The price of this is thirty cents sent by mail post paid. Dealers supplied at discount.

If after reading either of these works, any person thinks he has not had his money's worth, let him return them and I will return the money, as I intend that every man shall have his *quid pro quo*.

### A First Class Book for Farmers and Gardeners.

"AMERICAN MANURES."

BY PROF. WILLIAM H. BRUCKNER.

This is one of the boldest works issued from the Agricultural Press ; it handles without gloves, the ignorance, conceit and rascality that has so much to do with the manufacture of the Phosphates and other artificial fertilizers of the day. By the analysis given in this work we find that we have been paying from \$40 to \$60 per ton for many phosphates whose real value is from \$10 to \$30 per ton. Besides this, it presents in a very clear way, so that any farmer can easily understand it, the whole matter of manures and their application. Every farmer will find it a capital work for himself and his growing boys. It is a sort of an agricultural college between two covers. In its estimate of the value of the Superphosphates it allows no value for the insoluble portion ; which is a correct estimate for those farmers who buy fertilizers only for what can be got from them the first season. I will send this book of 260 pages by mail, prepaid, to any of my customers at the publisher's price, viz. : \$1 50.

### Quantities of seed required for a given length of drill.

This table is probably as correct as such general statements can be made.

|                                    |                                     |
|------------------------------------|-------------------------------------|
| Asparagus 1 oz. to 60 ft. of drill | Parsley...1 oz. to 150 ft. of drill |
| Beet..... 1 oz. to 50 "            | Parsnip...1 oz. to 200 "            |
| Beans, dwf. 1 qt. to 100 "         | Peas...1 qt. 100 to 150 "           |

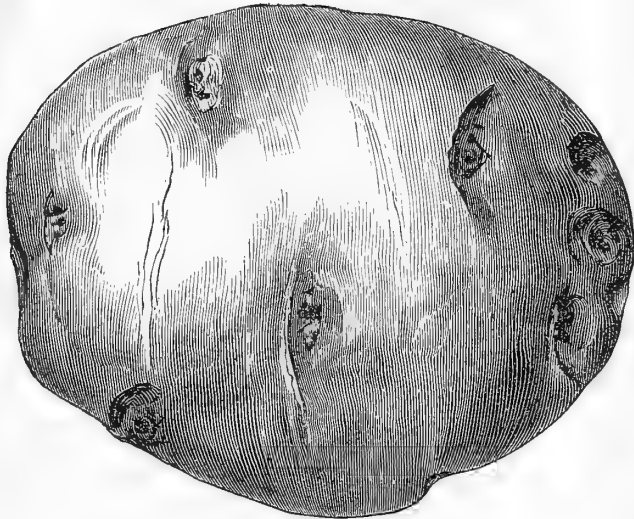
|                                       |                                       |
|---------------------------------------|---------------------------------------|
| Carrot.... 1 oz. to 150 ft. of drill. | Radish.... 1 oz. to 100 ft. of drill. |
| Endive.... 1 oz. to 150 "             | Salsify.... 1 oz. to 70 "             |
| Okra..... 1 oz. to 40 "               | Spinach... 1 oz. to 100 "             |
| Onion..... 1 oz. to 100 "             | Turnip.... 1 oz. to 150 "             |
| Onion Sets. 1 qt. to 20 "             |                                       |

## VARIETIES OF POTATOES.

Will my customers please take notice that I cannot *begin* in the spring to forward potatoes until all danger from frost is passed, and that each order must then take its turn. Customers in the South should order their potatoes *in the fall*, before the middle or latter part of November, as after that there is always more or less danger from frost. (For Price List of Potatoes see page 24.)

**EARLY ROSE.** My seed stock was procured directly from the original growers and is warranted true to name.

**EXCELSIOR POTATO.** (See engraving this page.) The varieties are few and far between that combine so many good qualities for all purposes for which this potato is raised as the "Excelsior." Its remarkable excellence as a *table potato*, its valuable characteristic of retaining its superior cooking qualities the year round, (a somewhat remarkable feature.



EXCELSIOR POTATO.

obviating in a great measure the necessity of having early potatoes, when old ones of this kind are better than early ones of most other kinds,) make it among the most desirable of all the varieties that are now before the public.

**Description.** The Excelsior is a white skinned potato, of medium size, cooking white, and very mealy; form nearly round; eyes prominent; skin thin and smooth. It will bear very light seeding; a late variety. The vines though short are very stalky, almost bushy.

I append testimonials from farmers in different parts of the United States who have tested this potato.

"We sent last year and got some of your Excelsior potatoes which we think are the best we ever ate; they are very dry and mealy."  
Ewart, Mich., May 23, 1875. NELSON W. HALL.

"The seeds had of you last year were splendid, 25 eyes of Excelsior

Potatoes yielded near half a bushel fine large potatoes, which are now as firm and solid as when dug."  
Victoria Station, Mo., April 11, 1875. MRS. FRANCIS A. SMITH.

"From your one peck of Excelsior Potatoes I raised 14 1-2 bushels; it was the best yield I ever had."  
Worthington, Penn. MICHAEL CALLAHAN.

"I think the Excelsior potato is entirely ahead of anything that I have tried."  
Windfall, Feb. 14, 1874. JONATHAN HAWORTH.

"The potatoes I received of you did remarkably well considering the season. From the peck of Excelsior and Peerless I raised about twelve bushels of each, and might have done a great deal better if it had not been for the moles and wet weather."  
Mt. Erie, Wayne Co., Illinois, March 18, 1874. FRANK LITTON.

"From one pound Excelsior, I got 200 lbs."  
Little Sioux, Iowa, Feb. 9, 1871. J. L. PERKINS.

"From one pound of Excelsior potatoes I had from you I raised two bushels of handsome potatoes,"  
Lincoln, N. H., April 25, 1871. HENRY BAKER.

"As a table potato, I think the Early Rose is not to be compared to the Excelsior. I raised nine and one-half bushels from four pounds, and should have had nearly as many more had the season been favorable and the 'bugs' stayed in Colorado."  
St. Cloud, Minn., Feb. 12, 1871. J. I. SALTER.

"I got one pound of Excelsior potatoes of you last spring, and raised about two bushels, and am well satisfied with the quality and yield."  
Attica, Ohio, March 20, 1870. E. B. FARMER.

**BREESEE'S PEERLESS, or No. 6.** This is a very large potato, some specimens weighing over two pounds. It is nearly round in shape, with few eyes, and growing so large is very rarely irregular in shape. It matures late, yet is so vigorous that planted June 20th it yielded a most abundant crop of very large sized potatoes. For price see page 24.


**BROWNELL'S BEAUTY POTATO.** This new seedling combines many of the best qualities of the Early Rose and the Peach Blow. It is of a handsome and symmetrical shape, grows to a good market size and crops remarkably well. In maturing, it is later than Early Rose, and keeps plump and free from sprouts late into the spring. In color, it is rather redder skinned than Early Rose, while the flesh is very white and cooks dry. I consider it a first class late potato. It is in its prime for eating towards the close of winter. A capital sort for spring and summer use. Brownell's Beauty and Extra Early Vermont are two of the few sorts that received a first class certificate from the English Royal Horticultural Society when in competition with over three hundred varieties. For price see page 24.

**COMPTON'S SURPRISE POTATO.** This is a late variety. Skin purple, flesh white. In quality unsurpassed. Rather oblong in shape. On clay land it has proved exceedingly prolific. For price see page 24.

## A NEW POTATO---THE EARLY OHIO.

This first-class potato is the first of my own introducing since I several years ago sent out the Excelsior. Meanwhile, I have received from kind friends, on an average, about fifty new seedlings a year. To all of these I have given a careful and conscientious trial of their merits, on my experimental grounds, planting them with note book in hand, and following their growth and development, with note book, throughout the season. Among such a multitude of varieties, I have found many that were almost decided acquisitions, but were either too similar to varieties already well known; yielded too many small potatoes, or potatoes that were prongy, ran to too sharp a point, or were in some other way badly shaped for market; had too many or too deeply sunken eyes; were of poor quality or too prone to rot. Ultimately I have found but three out of over two hundred seedlings that have proved themselves to be decided acquisitions. I last year sent out one of these seedlings, viz: the EARLY OHIO, and I this year add Burbank's seedling, of which see more father on.

The Ohio is one of the numerous seedlings of the Early Rose, but while almost all of these are so like their parent



**THE EARLY OHIO.**

than Early Rose, and 2nd, as emphatically a better cropper than any other variety equally early, and equalled by but two of the later varieties. I add extracts from letters received from farmers residing in several States who grew the Ohio last season. One grower who tried over twenty of the standard varieties, early and late, found that the Ohio excelled them all in cropping qualities.

"Last spring you sent me one pound of the Early Ohio, and I raised two hundred pounds."

Wm. H. CORNISH.

Carmel, N. Y., Nov. 10, 1875.

"From the one pound of Early Ohio potatoes obtained of you last spring, I have raised eighty pounds as nice potatoes as ever were harvested.—so the neighbors say."

M. V. BAILEY.

Barre, Vt., Sept. 20, 1875.

"I thought I would write and let you know how the new potato called Early Ohio did with me. From the two pounds I bought of you, cut to single eyes, with only common cultivation, I dug on Aug. 1st, four bushels, by measure, of as fine potatoes as you ever saw, nearly all being large size, and much better than Early Rose. The season was very dry indeed and the bugs awful. It was a big yield. They were the earliest out of twenty-one varieties tested this season. Boils nice and mealy."

Rowl. ROBERTS.

Horsham, Pa., Aug. 24, 1875.

"I received of you last spring one pound of Early Ohio potatoes, which I planted April 30th, and dug Sept. 7th one hundred and forty-eight pounds. I am well satisfied with quality and yield."

T. G. DURHAM.

Redford, Mich., Oct. 9th, 1875.

to be undistinguishable from it, the EARLY OHIO, was in color like the Early Rose is, in shape, quite distinct, being round-oblong instead of oval-oblong, so that side by side it is readily distinguishable. Eyes about as numerous as those of the parent, while the brows are rather more prominent. On the largest specimens, the cluster of eyes at the seed end are located slightly one side of the longer axis. Quality excellent. Grown side by side with the Early Rose, it proved several days earlier, while the yield was a third greater.

I present my patrons this season with a very good likeness of my new early potato the Early Ohio. The result of another season's trial of its merits, side by side with all the new seedlings now before the public, besides over thirty new varieties sent me from various localities in New England, the Middle and Western States, each of which being sent as a new seedling of special promise, leaves the Ohio in the same high rank it held after the trial of last season, viz: 1st, a decidedly earlier

"I purchased one pound of Ohio Earlys of you last Spring. I raised 240 lbs of potatoes of fine size and shape. They were earlier than Early Rose, and were dry and good flavored. Oct. 19th we had a mess of them; they were good as ever. We think a great deal of them. I think you underestimate them in your catalogue."

Sandwich, Ill., Oct. 21, 1875.

ANDREW GRAHAM.

"Last spring I bought 1 pound of Early Ohio potatoes for \$1. They have more than met my expectation. They yielded well, and I should say were fully one week earlier than Early Vermont, side by side of which they were planted. For eating they are simply superb."

Bloomington, Mich., Oct. 28, 1875.

GEO. W. HAVEN.


"From the one pound of Early Ohios I dug 212 lbs., which was two pounds over three and a half bushels. I would like to know if any person has beat that. I had several of them that weighed over two pounds. I consider it a well spent dollar for that pound."

Labette, Kansas, Nov. 17, 1875.

JAMES DRUMMOND.

**BURBANK'S SEEDLING.**

I send out this season for the first time the new potato, BURBANK'S Seedling. This, like the Early Ohio, is a seedling of Early Rose, but is of Massachusetts origin. Unlike its parent it is white skinned. The remarkable productiveness of this new seedling will be seen in the fact that the first year from the seed ball the yield was three pounds three ounces, all large sized potatoes! Since then it has yielded 36 pounds to a rod of row, has averaged a bushel to nine hills, and 435 bushels to the acre. Planted side by side with Early Rose, New York Late Rose, Peerless and Brownell's Beauty, it has excelled them all in yield. In beauty of form it is unexcelled, the proportions being all that can be desired, while it does not grow prongy, and is never hollow hearted. It has the good characteristic of yielding almost no small potatoes; while but five-sixths of the Early Rose, growing side by side, were of market size, of the Burbank forty-nine fiftieths were marketable. Hardly a rotten potato has been found thus far in its history, while standard varieties growing side by side under precisely similar circumstances have rotted badly. It has but few eyes, which are sunk but little below the surface. In quality it is firm grained, of excellent flavor either boiled or baked, is dry and floury, in fine is all that can be desired. It ranks between the very early and very late varieties.



**BURBANK'S SEEDLING**

In brief, the argument for sending out the new seedling is as follows: 1st, its exceptionally great



# JAMES J. H. GREGORY'S SEED CIRCULAR AND RETAIL CATALOGUE.

class quality of the potato ; 3d, the capital trait for market, that it produces almost none of unmarketable size ; 4th, vigor ; 5th, it does not grow hollow hearted even when weighing over a pound to a single potato ; 6th, it does not grow prongy ; 7th, the proportions and appearance are so attractive it will draw the attention of marketmen.

## PARAGON POTATO.

Vines very dwarf, resembling Early Ohio. This potato is earlier than Early Rose, rather oblong in shape, skin very smooth, and eyes scarcely perceptible. The general appearance is almost as handsome as though made of wax. The potatoes are good size for an early crop. A good cropper and worthy of extensive trial.

## EUREKA SEEDLING.

This seedling makes stout, short jointed, healthy vines, and grows a potato handsome both in form and size. It crops heavily.

## CALCUTTA SEEDLING.

This seedling, (the skin and flesh are white) pretty closely resembles in form, size and yield, the Peerless, being an enormous cropper, and yielding large, handsome potatoes. Though but a medium early sort it has one rather singular and valuable characteristic, that of having potatoes of good size for market quite early in the season.

## DUNMORE'S SEEDLING.

This new seedling—(a white skinned and white fleshed variety, which originated in Vermont,) tested in my experimental plot side by side with over forty varieties, most of the new seedlings sent to me by their various originators from every part of the United States as superior new varieties, every requisite of a first-class potato, ranks but second to Burbank. The public will find that it is far superior in yield, size of the tubers, their handsome appearance and high floury quality either boiled or baked, to several of the varieties that have recently become famous. I would recommend all potato fanciers to try a pound of the Dunmore. As the same potato varies on different soils, possibly on some soils the Dunmore may give greater satisfaction than the Burbank Seedling.

## SNOWFLAKE.

Potato rather flatish in shape, of middling size, vines dwarf but stout, leaves large and healthy. An excellent cropper of an early potato. In quality as a table potato this cannot be surpassed. The two prime faults of this potato on most soils are that there are a great many small ones in the crop and sometimes rots badly.

## RELIABLE FERTILIZERS.

My customers sometimes ask me what special manure I would recommend from among the scores of fertilizers in the market. Those of us who have read the appendix of Bruckner's work on American Manures (see page 52 of Catalogue) know that most of these are nearly worthless. The average value of fifteen phosphates as analyzed by Prof. Bruckner is 17.93, while the average selling value is \$50.06. The average value of seventeen superphosphates, as analyzed by Dr. Nichols, was \$16.35 per ton, and their average selling value was \$51.25!!

I have personally examined with care into the manures manufactured at two establishments—partly because in addition to six hundred cords of compost I have to use more or less of such manures on my own grounds. These are the establishments of Mr. Charles North at Somerville, and the Riverside Phosphate Works. I find that at each of these establishments the manures now made are a thoroughly honest article—not a particle of adulteration of any kind being used, and everything being put in the best condition possible for application to crops. At Mr. North's establishment, the blood, heads and waste bones, together with the intestines of hogs, are subjected to a pressure of sixty pounds of steam in a large apparatus, from which they come out dry. They are then ground, bolted and barrelled. At the Riverside Phosphate Works the materials used are butchers' bones and dead animals. These, after being cooked at a high temperature, have sufficient sulphuric acid added to dissolve the bones, and when dry all is ground and bolted until quite fine. These are the materials and the processes of manufacture at each of these establishments. Every thing is fair and above board and open to the inspection of any who may choose to call and examine.

The analyses of these manures, as made by our best chemists, are as follows :

|  |           |                   |  |
|--|-----------|-------------------|--|
| Mr. North's fertilizer (known as Animal Dust): |           |                   |  |
| Ammonia,                                       | - - - - - | 9 to 10 per cent. |  |
| Phosphoric acid,                               | - - - - - | 12.15 per cent.   |  |
| Price per ton,                                 | - - - - - | \$45 00           |  |
| Price per barrel of 200 lbs.,                  | - - - - - | 5 00              |  |
| Price per bag of 100 lbs.,                     | - - - - - | 3 00              |  |

### Riverside Phosphate :

|  |           |              |
|--|-----------|--------------|
| Ammonia,   | - - - - - | 5 per cent.  |
| Phosphoric acid and superphosphates,             | - - - - - | 17 per cent. |
| of which 12.76 is soluble in citrate of ammonia. | - - - - - |              |
| Price per ton,                                   | - - - - - | \$45 00.     |
| Price per barrel of 200 lbs.,                    | - - - - - | 5 00.        |
| Price per bag of 100 lbs.,                       | - - - - - | 3 00.        |

Should any of my customers desire a reliable article, I will supply either of these fertilizers at the above prices, which are the same as which they are retailed at the different establishments, landing them by boats or cars in Boston, with no extra charge for bags or barrels. I use ten tons on my own farms last season with very satisfactory results.

A glance will show that each of these manures is a reliable article, the first being remarkably rich in ammonia, while the second is remarkably rich in soluble phosphates. At the standard price for ammonia and phosphoric acid, viz.: 25 cts. per lb. for ammonia, 16¢ for soluble phosphoric acid, and 6 cents for insoluble, we find the Animal Dust worth from \$56.00 to \$60.00 per ton, and the Riverside Phosphate about \$70.00. Ammonia is the more stimulating article in manure while the phosphates are the more lasting in their effects. *These manures should never be brought in direct contact with the seed.* If applied broadcast in a harrow in ; if in the hill stir it into the soil before planting the seed. In very dry seasons, all special fertilizers, such as Guano, Bone dust and Phosphates, do not give as satisfactory results as in seasons of average moisture. For grass, use 300 to 500 lbs. per acre, applying after grass has started and just before a rain.

## Price List of Potatoes.

Freight, at the expense of the purchaser, except where mail prices are quoted.

|                                   | Per Barrel. | Per Bushel. | Per Peck. | 25 Cents by mail. |
|-----------------------------------|-------------|-------------|-----------|-------------------|
| Seedling. (New.) Per mail per lb. |             |             |           | 1 00              |
| Paragon. (New.) Per mail          | 20 00       | 10 00       | 3 00      | 1 00              |
| Eureka. (New.) Per mail           |             |             |           |                   |
| Calcutta. (New.) Per mail         |             | 10 00       | 3 00      | 1 00              |

|                                     | Per Barrel. | Per Bushel. | Per Peck. | 25 Cents by mail. |
|-------------------------------------|-------------|-------------|-----------|-------------------|
| Early Ohio. Per mail \$1.00 per lb. | 10 00       | 5 00        | 1 75      | 1 00              |
| Paragon. (New.)                     | 10 00       | 5 00        | 1 75      | 75                |
| Snowflake. (New.)                   | 7 00        | 3 50        | 1 25      | 75                |
| Eureka. (New.)                      | 7 00        | 3 50        | 1 25      | 75                |
| Extra Early Vermont.                | 5 00        | 2 50        | 85        | 50                |
| Brownell's Beauty.                  | 5 00        | 2 50        | 85        | 50                |
| New York Late Rose.                 | 5 00        | 2 50        | 85        | 50                |
| Bresee's No. 6, or Peerless.        | 5 00        | 2 50        | 85        | 50                |
| Early Rose.                         | 4 00        | 2 00        | 75        | 50                |
| Excelsior.                          | 5 00        | 2 50        | 85        | 50                |
| Compton's Surprise.                 | 5 00        | 2 50        | 85        | 50                |



# TESTIMONIALS.

My friends are oftentimes pleased, without any solicitation of mine, to write me the results of their trials with the seed. Here are extracts from a few I have taken the liberty to publish from among the many free-will communications that I have received. *They are from forty-two different States and Territories, and also the Canada and British Provinces.*

"I am glad to hear of you for taking so much of your valuable time, but I wanted to know how you are getting on now splendidly all the seeds have done that bore your name."  
 Minton, Kentucky, June 3, 1875.  
 MINNIE H. ROBERTSON.

"I sent you for seed in 1860, and I sent again in 1869, and received the same good results."  
 Omaha, Nebraska, March 3, 1874.  
 P. W. WEBB.

"I found your garden seeds perfectly sound and genuine. My Cabbages and Cucumbers could not be beat, and the rest was better than the grown from seed raised here. To any one wanting garden or field seeds I can with perfect safety and assurance recommend them to you."  
 St. Haven City, Mich., March 20, 1875.  
 MRS. VICTORINE HICKMAN.

"Your seeds are just what you represent in every instance."  
 Waco, Texas, Jan. 21, 1874.  
 W. R. PRICE.

"I found your garden seeds perfectly sound and genuine. My Cabbages and Cucumbers could not be beat, and the rest was better than the grown from seed raised here. To any one wanting garden or field seeds I can with perfect safety and assurance recommend them to you."  
 Marblehead, Mass., March 1875.  
 B. F. HOLCOMB.

"The seeds which I procured in the spring have given entire satisfaction. They come up to your description, especially the Lettuce and Cabbage."  
 Memphis, Tenn., May 27, 1875.  
 REV. JOHN H. RICE.

"I must give you the justice to say that your garden seeds are the best I ever had."  
 Depot, Va., Jan. 21, 1875.  
 V. E. WOOD.

"Your seed are splendid. I would not ask for any better, for I know they cannot be found."  
 Newell, Ill., Feb. 12, 1875.  
 WILL. M. SCOTT.

"I have heard frequently that cabbages would not head on this soil, I tried your 'Fottler's Early Drumhead,' and had perfect success. Every plant produced a perfect head, and I think every seed a success."  
 Mass., May 3, 1875.  
 SUSAN P. FRENCH.

"I received your Fottler's Early Drumhead Cabbage you sent me last spring and found it to be the best of the cabbage kind in this section. Every plant produced a full-sized head. My neighbors said they never saw such a head. The Canada Victor Tomato is the best I ever saw, ripening two weeks sooner than any other kind. I consider them the best variety for any one to plant."  
 Green, March, 1875.  
 GEORGE S. MOORE.

"I received from you by your last year all gave entire satisfaction. The Drumhead, Fottler's Tomato was splendid, being about ten days earlier than other varieties."  
 Lapro, Ind., March 1875.  
 L. C. FORGY.

"The seed that you sent me last spring was very good. The Stone Tripoli Onions grew so large that they would weigh 1 1/2 pounds apiece. The Shamrock were full by the 4th of July."  
 F. S. B. GREENWOOD.

"I have tested them for the past two years, have especially your Danvers Onions, Tom Thumb and Sweden Turnip."  
 Vales, Me., April 1875.  
 L. W. GRAFTON.

"Your seeds, so far as I am concerned, have given me entire satisfaction. I found them pure, true to name and genuine."  
 Ohio, Feb. 13, 1875.  
 D. L. TALCOTT.

"The seeds I purchased from you three years ago proved the best of the Canada Victor did well. The Fottler's Cabbages did well, and the Marrowfat Peas were the finest I ever saw."  
 Igdale, Va., March 1875.  
 M. S. MALONE.

"I sent to you last spring for the Marblehead Mammoth Drumhead Cabbage seed and Hubbard and Marblehead Squash seeds, and they did finely with me. The cabbages grew the largest of any I ever raised."  
 Brunswick, Minn., Jan. 29, 1875.  
 DENNIS HUNTLEY.

"Your Hanson Lettuce is like the 'darkey's' cold iron (hard to beat). I raised the California radish from seed procured from you that measured 11 1/2 inches in circumference. The Fottler Cabbage is the best I ever raised."  
 Mayersville, Miss., Feb. 22, 1875.  
 W. L. SIBLEY.

"My wife sent to you for a paper of your Mammoth Cabbage seed. I think every seed grew and I raised cabbage that weighed forty pounds, the largest, sweetest and best I ever raised or ever saw."  
 Coal Hill, Penn., April 3, 1875.  
 J. W. POWELL.

"Your seed do better in this section than any other. I speak knowingly, as I have tested a great many during the past few years."  
 Corinth, Miss., Feb. 10, 1875.  
 C. P. ELGIN.

"We find your seed first rate. Having raised the best sample of onions I ever saw last year, of course I want more of your own raising which is cheaper at five dollars than other seed at one for us."  
 Wesmoreland, N. Y., March 17, 1875.  
 DAVID MANSFIELD.

"I have used your onion seed (the Danvers) for three years, and have found both the seed and the onions a splendid article, also your Extra Early Dan O'Rourke and Hair's Dwarf Mammoth Peas have done finely with me."  
 Ryegate, Vt., March 24, 1875.  
 WILLIAM F. GIBSON.

"The vegetable seeds procured from you this year gave every satisfaction and were pure and true to name. The onion seed was good; also the beet, especially the Egyptian, which is an acquisition."  
 Woodstock, N. B., Oct. 25, 1875.  
 JOHN JENNINGS.

"Your Marblehead cabbage seed purchased from your house last season proved to be the best in this section of the country."  
 Walla Walla, Wash. Ter., Feb. 15, 1875.  
 HENRY HOWARD.

"I would say that I bought my seeds of you last year, and raised one cabbage that measured three feet five and three quarters inches around the solid head. My neighbors say it was the finest they ever saw. It was a Mammoth. We want nothing better than the Mammoth and the Flat Dutch."  
 Crossville, Tenn., Feb. 27, 1875.  
 THOS. HART.

"I had Gen. Grant Tomato seed from you last season, and find them the best of any yet tried for this climate. Be sure to send me the Gen. Grant."  
 Frederica, Del., March 31, 1875.  
 C. P. ROSS.

"Those Canada Victor Tomato seed which I got last year are the best thing for this northern country. I planted them after my other tomatoes were up and had about eight leaves on them, and they were beat them, getting ripe by two weeks."  
 Oregon, Feb. 13, 1875.  
 LUCY ROSSON.

"We have great pleasure in stating that the melons grown from your seeds were very good, especially White Japan, Ward's Neck and Phoenix and Sculptured Seeded. They were ahead of every other kind in this section."  
 Mount Salem, Ontario, March, 1875.  
 GEORGE W. ACCO.

"I consider your Canada Victor Tomato quite an acquisition. It astonished my neighbors in earliness and quality. Your Onion seed were the purest I ever saw."  
 Pittsylvania Co. Ho., Va., Feb. 9, 1874.  
 MRS. SUSAN WOOD.

"This will be the fifth year we have sold your seed, and I can say that they have given general satisfaction."  
 Newton Junction, N. H., Feb. 23, 1874.  
 W. C. WOOD.

"The seeds we got from you last fall were as usual the finest field of Cabbages raised in this section, V Flat Dutch and Stone Mason."  
 Jacksonville, Fla., Dec. 22, 1873.

"I say Gregory's seeds are the best and I do recommend my neighbors who want see them."  
 Hightstown, N. J., March 30, 1874.

The seeds purchased of you for the last two years have given me great satisfaction. My cabbages this year were a perfect wonder to all who saw them. The great inquiry was, "Where did you get seed?" and "What kind are they?" From \$3.50 worth of cabbage seeds purchased of you, I have sold nearly \$250 worth of cabbages, and have plenty left for my own use. Cabbages were a general failure all over this part of the country except mine."  
JOHN MARTIN.  
Parkville, Mo., Nov 1, 1873.

"The seed I bought from you last spring were decidedly the best lot I ever bought. They were just what they were recommended to be, all right."  
GEO. S. POWELL.  
Catawba, N. C., Jan. 15, 1874.

"I have grown Sill's Hybrid Muskmelon for two years past, and consider it superior, it being vigorous and productive. The quality of the fruit is truly delicious."  
GEO. W. STETSON.  
Ware, Mass., Feb. 23, 1874.

Allow me, sir, to state that I have extraordinary success with your Pease. Your Fejee Beans are the earliest and hardiest, as well as the most prolific, I have ever grown. Your Yellow Danvers Onion seed is the best I have ever planted. Your Marblehead Mammoth Cabbages do well here. I have had several heads that weighed 32 lbs."  
J. ALONZO FOREES.  
San Jose, Cal., March 1, 1874.

I bought seed of you last season that were tiptop. The Mammoth Cabbage and Bastian Beet were superb. The Onions were the finest I ever saw. I raised more from two packets of seed than my family could eat."  
JAS. S. HALSEY.  
Crawfordsville, Indiana, Feb. 3, 1874.

I have for the past three years sent to you for seeds and have always been pleased with them what Andrew Jackson would call O. K."  
G. W. CATE.  
Montpelier, Vt., April 20, 1874.

I desire to see your seeds scattered all over this country, as they are unqualifiedly good as my experience shows clearly."  
GEO. C. ROSE.  
Turkey Creek, Kansas, Feb. 15, 1871.

"The California Mammoth White Radish was very nice. There were two or two that were 18 inches long. I had one that was 5 1/2 inches long. My neighbors wanted to know where I got my seed."  
WM. H. TAYLOR.  
Barnes, Pa.

"I obtained some Sandringham Celery seed from you last year, through my neighbor, Mr. Black, and I found it far superior to any I ever saw for early marketing. Notwithstanding the drought I got it into market large and well bleached on July 6th."  
PAUL M. BARKER.  
Newport, R. I., Feb. 11, 1874.

"Your Marblehead Mammoth Cabbages are par excellence above all others that I have ever grown. They are mammoth in size, delicious and very tender."  
DR. WM. T. WILLIAMSON.  
Sistersville, West Virginia.

"The Canada Victor Tomato and Marblehead Squash, that I produced of you, were two grand acquisitions to my garden."  
CHAS. SPENCER.  
Mohawk, N. Y., Jan. 5, 1874.

"The Flower seeds planted very late last year, and in a poor season, surprised me by all coming up and doing well."  
MRS. T. J. DEAVITT.  
Montpelier, Vt., March 22, 1874.

The Dahlia seed I had of you last year produced some of the most beautiful Dahlias ever seen. People could hardly think they were seedlings."  
MRS. CHAS. FARNHAM.  
North Castine, Me.

I am proud to say that the Marblehead Mammoth and Stone Mason Cabbages were the best in this county, and your Yellow Danvers Onions were the admiration of the whole country."  
CONRAD FISHER.  
Parkville, Mo.

"Your Fottler's Early Drumhead, Improved Savoy, Marblehead Mammoth and Chappel's Dark Red cabbages were all that I could desire them to be. And your Mammoth Chili Squash—I dare not tell you how large those squashes grew; they were a wonder to the surrounding country."  
JAMES W. HAWES.  
New York, N. Y., March 5, 1874.

"I used your garden seeds and they are the best that I have ever used. I have raised thirty tons of the Mammoth Cabbage to the acre."  
A. J. BARRETT.  
New York, Dec. 8, 1872.

"It would be a difficult matter to find a finer lot of Cabbages growing from the Little Pixie, Cannon Ball and Winterset than I received from you in the winter."  
W. S. HARLEY.  
May 17, 1872.

"The seeds of Fottler's last spring, and they did splendidly in the present season. I sold them for three cents per lb."  
B. F. ZIMMERMAN.  
New York, 1, 1873.

"Your seeds give me great satisfaction. I consider it cheaper to buy of you than to raise my own."  
J. P. RAINS.  
Washington, Idaho, Dec. 21, 1872.

"The Marblehead Mammoth Cabbage seed I received from you last spring did remarkably well. My neighbors say they never saw such big cabbages before. I weighed three heads and they weighed 42, 50, and 59 pounds. Your Phinney's new Watermelon was the best raised in this part of the country. They grew to a large size and yielded a great many. I had one vine with 32 melons on it; some of them weighed 40 lbs."  
JAMES P. ELLIS.  
Florence, Ky., Dec. 20, 1872.

"I have purchased my seed from you for the last ten or twelve years, and I have always found them reliable and true to name, and I think I may be allowed to brag a little, especially as we live in a new place and away up in the north woods of Michigan. I raised Fottler's Cabbages last summer that weighed 28 lbs. clear of outside leaves, and Danvers Onions that measured four and a half inches diameter. From the four lbs. Peerless Potatoes I got from you last spring, I raised 13 bushels as nice potatoes as you ever saw."  
JOHN BRIMMER.  
Marilla P. O., Mich., Feb. 5, 1873.

"I was so well pleased with the seeds I got of you and grew last spring and summer, that I have concluded it will not pay to buy my seeds here any longer. The Cabbages and Onions astonish the inhabitants. No one would believe that I grew the onions from seed, as they have made so many fruitless attempts to raise them in this section. I was never better satisfied."  
J. S. STEBBINS.  
Riceboro, Ga., Dec. 2, 1872.

"Last season I raised a very good patch of cabbage, about two tons of Fottler's Early Drumhead. I weighed several heads after taking away the loose leaves, and I found many which weighed 33 lbs."  
REES R. LEVELLYN, P. M.  
Fountain, Utah, July 25, 1873.

"Permit me to say, what I have long had in my heart to say to you, that, during several years of experience in using your seeds, we are happy to say we have always found them perfectly reliable. Never in a single instance have they failed to germinate or be true to their kind."  
S. W. NASH.  
Wallingtonford (Conn.) Community, May 6, 1873.

"Since I left off purchasing your seeds, three years ago, I have been very unsuccessful in raising vegetables, so I have concluded to try yours again. I can safely recommend them to the confidence of any community."  
C. G. LYNCH.  
Crupton, Md., March 17, 1873.

"I have always met with perfect satisfaction with your seed, and wish to introduce them here; an confident that after trying them no one will want any other."  
J. W. FISHER,  
Trinidad, Col., Feb. 14, 1873.

"I have had sufficient experience with your seeds to know they can be relied on, which I can't well say of others."  
L. L. C. ELLIOT  
Camden, Arkansas, Jan. 30, 1873.

"Having proved your seeds by a four years' trial, I can truly say that I have always given entire satisfaction, and it is a pleasure for me to recommend them to my neighbors and friends."  
H. C. KIBBE  
Fairwater, Wisconsin, March 22, 1873.

"The seeds I got from you last spring were excellent. The Peerless Potatoes, Hubbard Squash, Phinney Watermelon and Trophy Tomato are ahead of anything we ever had here."  
NEPTUNE LYNCH,  
Horse Plains, Montana Territory, Feb. 12, 1873.

"The Marblehead Mammoth Cabbage seed sent me by you last season did remarkably well, beat anything of the Cabbage kind ever raised in this locality. They were a wonder to my neighbors, and I must say the season was very unfavorable for the seed."  
T. A. McDONALD.  
Dumrah, West River, Nova Scotia.

"The Orange Jelly Turnips are a splendid variety. Turnip, well and are considered by my neighbors to be the best stand the winter. It turnip they ever saw."  
JAMES E. FORD.  
Shady Grove, La., Feb. 5, 1871.

"The seeds I had from you last year were first rate, especially Boston Marrow Squash, which grew to weigh 20, 25 and even 30 lbs."  
CHARLES IVES.  
Miscouche, Prince Edward Island, Feb. 23, 1873.

"Allow me to say that the seeds I purchased of you last year were the best I ever had. The Boston Market Celery you last year we sold when no other celery could be sold, some stalks being two inches in thickness."  
JAMES A. DRAY  
Chatham, Canada.

"The seeds that I received from you last year were just what you presented them to be, and true to name. From your seeds I raised thirteen large pumpkins, and I can't say I ever raised anything I ever raised for table use or market."  
R. CAMPBELL.  
Quincy, Mich., Jan. 22, 1874.

of my friends wishing for Circulars to distribute, I will send extra copies to them free.