

CHECKLIST OF THE CORAL REEF FISHES OF BAA ATOLL, MALDIVES

BY

PASCALE CHABANET,¹ PATRICK DURVILLE,² RONALD FRICKE,³
HANI AMIR,⁴ AND LAURENT VIGLIOLA⁵

INTRODUCTION

The Maldives are an archipelago of nearly 1,200 coral islets forming a double chain of 26 atolls, which is situated in the Laccadive Sea, central Indian Ocean, southwest of India. Being a country with more territorial sea than land, the economy is essentially dependent on marine resources including fisheries, with fish providing more than 96% of animal proteins in the Maldives (Kent, 1997). Studies related to marine fish have been conducted primarily to address the concerns generated by the increase in economic development as the country has undergone rapid expansion and diversification since the late 1970.

Fisheries yields in the Maldives are largely composed of top-level predators such as tuna (MRS, 1996; Anderson et al., 1998; Adam and Kirkwood, 2001; Adam, 2006). However smaller species including baitfish such as silver sprat (Dussumieriidae), anchovies (Engraulidae) and fusiliers (Caesionidae), or reef fish such as sweepers (Pempheridae), cardinalfish (Apogonidae), damselfish (Pomacentridae) and triggerfish (Balistidae) are also targeted (Anderson and Hafiz, 1984; Adam and Jauharee, 2009). Shark fishing is one of the major secondary fishing activities in the Maldives (Anderson and Ahmed, 1993), which was developed as a response to a request from Asian markets (Martin and Hakeem, 2006), similar to live grouper fishery (Sattar and Adam, 2005). The marine aquarium trade is also experiencing rapid increase and more than 120 reef fish species are being exported, including species that are rare and vulnerable to overexploitation (Adam, 1995; Saleem and Adam, 2004). Due to the rise of tourism in the Maldives, the food demand for luxury fish such as groupers has dramatically increased (Adam, 2006; Newton et al., 2007). As a result, a decline in grouper populations is now observed. There is currently no enforced restriction on either baitfish or live grouper fishery (McClanahan, 2011). However, shark fishing is forbidden since 2008 (Anderson and Hafiz, 1984; Anderson and Ahmed, 1993).

¹ IRD Réunion, UMR 227, BP 50172, 97492 Ste Clotilde cedex, La Réunion

² Aquarium de La Réunion, Port de Plaisance, 97434 St Gilles les Bains, La Réunion

³ Staatliches Museum für Naturkunde Stuttgart, Rosenstein 1, 70191 Stuttgart, Germany

⁴ MRC, H. White waves, Moonlight Higun, Malé – 20025, Maldives

⁵ IRD Nouméa, UMR 227, BP A5, 98800 Nouméa cedex, Nouvelle-Calédonie

Despite an economy that is essentially depending on marine resources including fisheries, the reef fish stocks in the Maldives are among the least exploited in the Indian Ocean (Newton et al., 2007), as the artisanal fisheries have traditionally focused on pelagic species. The cultural preference to eat tuna is largely responsible for this condition (Risk and Sluka, 2000). Thus, Maldives reef fish communities are considered relatively undisturbed by fishing activities (Sluka and Miller, 2001; McClanahan, in press). A checklist of epipelagic and shore fishes of the Maldives Islands was compiled by Randall and Anderson (1993) who reported 899 species.

The project “Biodiversity, resources and conservation of the coral reefs of the Republic of Maldives” aims at studying the biodiversity of Maldives coral reefs. This checklist includes the shore fish species recorded from the upper 20 m at Baa Atoll.

SITES AND METHODS

The Baa Atoll is located in the northern third of the Maldives archipelago (5° 23' N - 4° 49'N) on the western side of the double chain of atolls making up the central Maldives (Fig. 1). The atoll, approximately 40 km long and wide, has a discontinuous rim characterised by numerous deep passages, which allow oceanic currents and waves to penetrate the lagoon. The study sites were chosen according to the representation of habitats within and outside the MPAs (Andrefouët et al., this issue). The twenty-one sampled stations for fish survey included shallow and deep strata including reef flat and reef slope (lagoon and outer reef), reef ridge (lagoon), pass slope (outer reef) and seagrass flat (Fig. 1).

The fish diversity (total number of species) was estimated using underwater visual census methods. At each station, species list was built from the combination of a 40 minutes random path and a 50 x 10 m belt transect. For some stations, small cryptic species were collected using an anaesthetic (eugenol) over 1m² of reef. Anderson’s book (2005) has been used occasionally for fish identification. All surveys were conducted in June 2009.

In order to minimize the effect of the sampling effort and to enable a comparison between the diversities of different areas, some authors recommend the use of a theoretic species richness (SR_{th}) (Werner & Allen, 1998; Allen & Werner, 2002). The calculation of SR_{th} is based on the number of species (or CFDI = Coral Fish Diversity Index) of the six most common families easily observed underwater, i.e the Chaetodontidae, Pomacanthidae, Pomacentridae, Labridae, Acanthuridae and Scaridae. SR_{th} is a function of the island size and for islands < 2,000 km² (e.g. the Maldives), SR_{th} is calculated as follows (Allen & Werner, 2002):

$$SR_{th} = 3.39 \text{ CFDI} - 20.595$$

We used this approach to compare reef fish diversity of Baa and the Maldives with that reported by other studies in other islands of Indian Ocean regions.

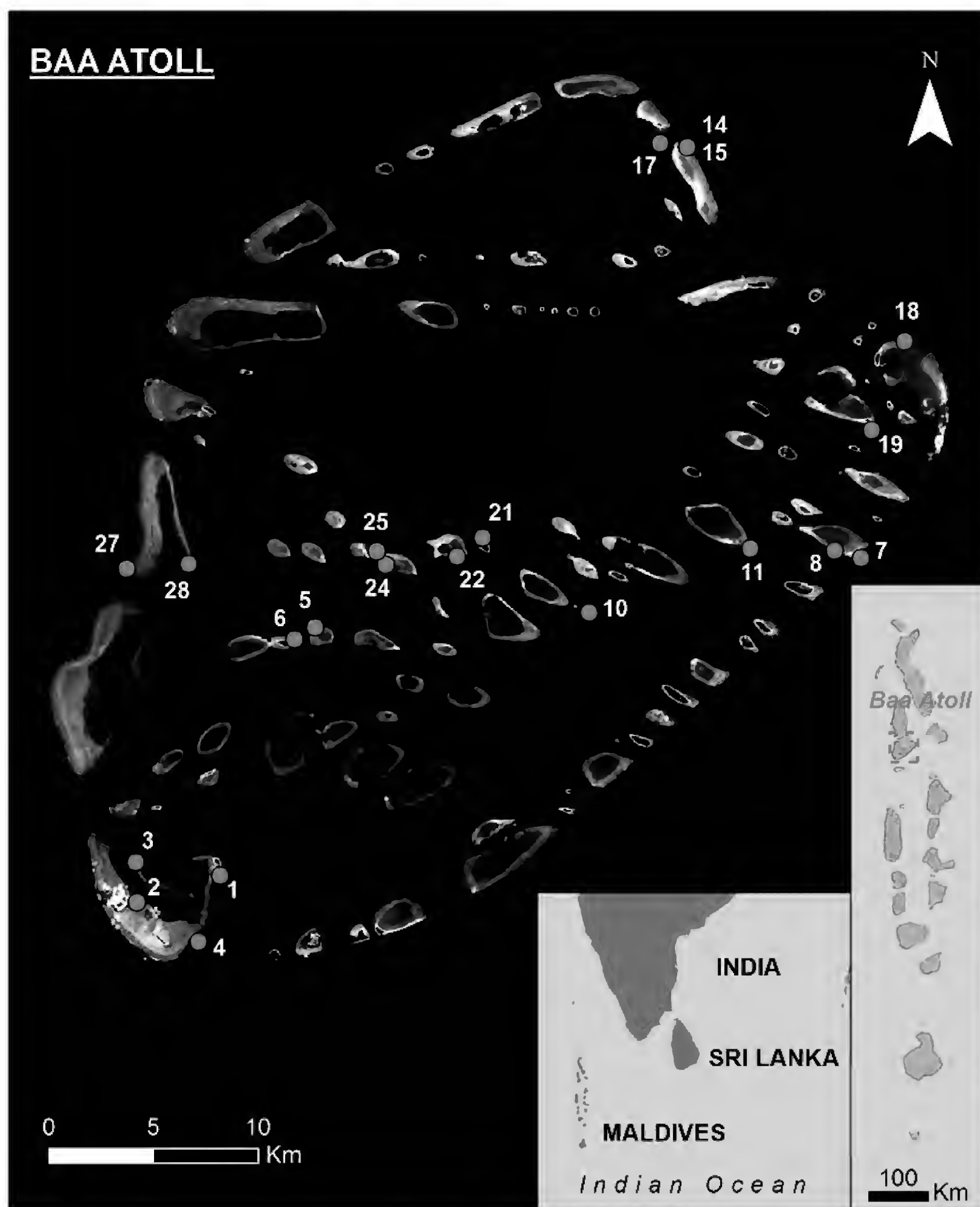


Figure 1. Location of the study area (Baa Atoll) in the Maldives and location of the sampling stations. According to reef geomorphology, the following biotopes were differentiated: lagoon reef flat (3, 8, 28), lagoon reef ridge (11), lagoon reef slope (1, 5, 6, 10, 19, 21, 22, 24, 25), outer reef flat (15), outer reef pass slope (4, 17), outer reef slope (7, 14, 18, 27) and seagrass flat (2).

RESULTS AND DISCUSSION

A total of 349 bony fish species (Osteichthyes) belonging to 46 families were recorded (Table 1, Plates 1- 3). Only one chondrichthyes (*Manta alfredi*) was observed during our sampling. Despite the extensive amount of time spent underwater, no shark was observed during our survey. Of the 350 species recorded, 30 species of small cryptic fish species were collected with clove oil. More than half of the recorded species (51.6%) belonged to six families: Labridae (47 sp, 13.4% of the total species), Pomacentridae (33 sp, 9.4%), Chaetodontidae (29 sp, 8.2%), Gobiidae (28 sp, 8%), Acanthuridae (24 sp, 6.9%) and Serranidae (20 sp, 5.7%). Only four stations provided a lower diversity than 100 species; they are located on shallow areas as seagrass flat (station 2) and reef flats (stations 3, 8 and 15). On the other hand, six stations situated on reef slopes (stations 10, 17, 19, 25 and 27) and outer reef ridge (station 11) yielded more than 130 species (Table 1). Some species were found only on specific biotopes: *Cheilio inermis*, *Calotomus carolinus*, *Leptoscarus vaigiensis*, *Pardachirus sp*, *Arothron hispidus* and *A. immaculatus* on seagrass flat, and *Lethrinus harak*, *Rhinecanthus aculeatus* and *R. rectangulus* on reef flat stations (stations 8 and 15). Five species are endemic to Maldives (1.4% of the total shore fish species recorded during the fieldtrip): the black-finned clownfish *Amphiprion nigripes* (Pomacentridae), the black-flag sandperch *Parapercis signata* (Pinguipedidae), the Maldivian triple-fin *Helcogramma larvata* and *Helcogramma maldivensis* (Tripterygiidae) and the comb-tooth blenny *Ecsenius minutus* (Blenniidae).

Comparison of the 350 fish species recorded at Baa Atoll during the present study with the species richness values recorded from other islands in the Indian Ocean revealed that Baa had one of the highest theoretic fish species richness recorded in the Indian Ocean region (Table 2). The Maldives belong to one of the eleven marine biodiversity hotspot regions identified on Earth, hotspot that encompasses the Maldives, Chagos islands and much of the Lakshadweep and Lakkadives archipelagoes as well as Sri Lanka. On the Southern hemisphere, Reunion island has also a high species richness compared to others islands of the Mascareignes archipelago (Rodrigues) and Mozambique Channel (Juan de Nova, Glorieuses, Geysers, Mayotte). This could be due to the higher sampling effort at the Reunion island since reef fish research is permanently conducted there since the 90's (eg. Letourneur, 1992; Chabanet, 1994) while in other areas inventories are conducted over a few weeks only.

These results indicate that the coral reefs of Baa Atoll have a high fish diversity, suggesting a relatively healthy system, keeping in mind its proximity to Asia and the "coral triangle" where diversity is maximum in the Indo-Pacific. However, some of the largest apex predators (Carangidae, Sphyraenidae, Lutjanidae) were rare. Notably, not a single shark (Carcharhinidae) was observed during the 10 days fish survey. Angling and shark fishing are likely the cause of such dramatic depopulation. In turn, parrotfishes (Scaridae) and surgeonfishes (Acanthuridae) were abundant and displayed sizes near their maximum lengths, while their behaviour was nearly unaffected by the presence of divers, which is typical for areas (usually MPAs) where spear and net fishing is prohibited.

Table 1. Inventory of the reef fishes of the Baa atoll, Maldives (from depths of 0-20 m) according to stations where they were sampled (UVC: underwater visual census, CO: clove oil, Ph: photo). The total number of species recorded by UVC is specify for each station at the end of the table. See Fig. 1 for the localisation of stations.

Families - Species - Authors / stations		1	2	3	4	5	6	7	8	10	11	14	15	17	18	19	21	22	24	25	27	28
Myliobatidae																						
	<i>Manta alfredi</i> (Krefft, 1868)	UVC								1	1											
Muraenidae																						
	<i>Gymnothorax berndti</i> Snyder, 1904	UVC							1													
	<i>Gymnothorax breedeni</i> McCosker & Randall, 1977	UVC					1															
	<i>Gymnothorax flavimarginatus</i> (Rüppell, 1830)	UVC							1													
	<i>Gymnothorax javanicus</i> (Bleeker, 1859)	UVC						1		1	1	1	1	1								
	<i>Gymnothorax undulatus</i> (Lacepède, 1803)	UVC		1					1	1	1											
Synodontidae																						
	<i>Saurida gracilis</i> (Quoy & Gaimard, 1824)	UVC	1		1	1	1	1						1	1	1						
	<i>Synodus binotatus</i> Schultz in Schultz et al., 1953	CO					1															
	<i>Synodus variegatus</i> (Lacepède, 1803)	UVC												1	1	1						
Atherinidae																						
	<i>Hypoatherina barnesi</i> Schultz, 1953	UVC		1					1													1
Holocentridae																						
	<i>Myripristis adusta</i> Bleeker, 1853	UVC						1		1	1			1							1	1
	<i>Myripristis berndti</i> Jordan & Evermann, 1903	UVC	1		1	1	1	1		1	1			1	1	1	1	1	1	1	1	1
	<i>Myripristis kumtee</i> Valenciennes in Cuvier & Valenciennes, 1831	UVC					1														1	
	<i>Myripristis pralinia</i> Cuvier, 1829	UVC								1				1								
	<i>Myripristis violacea</i> Bleeker, 1851	UVC						1		1	1						1	1	1	1	1	1
	<i>Myripristis vittata</i> Valenciennes in Cuvier & Valenciennes, 1831	UVC					1										1					
	<i>Neoniphon sammara</i> (Forsskål in Niebuhr, 1775)	UVC																				
	<i>Sargocentron caudimaculatum</i> (Rüppell, 1838)	UVC	1		1	1	1	1		1	1	1	1	1	1	1	1	1	1	1	1	1
	<i>Sargocentron diadema</i> (Lacepède, 1802)	UVC						1					1									1
	<i>Sargocentron spiniferum</i> (Forsskål in Niebuhr, 1775)	UVC						1		1	1	1	1	1	1	1	1	1	1	1	1	1
	<i>Sargocentron tere</i> (Cuvier in Cuvier & Valenciennes, 1829)	UVC						1														
	<i>Sargocentron violaceum</i> (Bleeker, 1853)	UVC												1								
Aulostomidae																						
	<i>Aulostomus chinensis</i> (Linnaeus, 1766)	UVC						1											1			1
Syngnathidae																						
	<i>Corythoichthys schultzi</i> Herald in Schultz et al., 1953	UVC														1						1
Fistulariidae																						
	<i>Fistularia commersonii</i> Rüppell, 1838	UVC																				1
Scorpaenidae																						
	<i>Pterois antennata</i> (Bloch, 1787)	UVC	1						1													1

Table 1 Con'td

	1	2	3	4	5	6	7	8	10	11	14	15	17	18	19	21	22	24	25	27	28	
Families - Species - Authors / stations																						
<i>Apogon cf. chrysotaenia</i> Bleeker, 1851																						1
<i>Apogon doryssa</i> (Jordan & Seale, 1906)							1															
<i>Apogon fleurieu</i> (Lacepède, 1802)							1															
<i>Apogon cookii</i> Macleay, 1881			1					1							1							1
<i>Cheilodipterus artus</i> Smith, 1961						1	1									1						1
<i>Cheilodipterus isostigmus</i> (Schultz, 1940)					1																	1
<i>Cheilodipterus lineatus</i> (Lacepède, 1801)					1																	1
<i>Cheilodipterus quinquelineatus</i> Cuvier in Cuvier & Valenciennes, 1828						1																1
<i>Ostorhinchus angustatus</i> (Smith & Radcliffe in Radcliffe, 1911)						1	1	1														1
<i>Ostorhinchus nigrofasciatus</i> (Lachner, 1953)						1	1	1														1
<i>Ostorhinchus novemfasciatus</i> (Cuvier in Cuvier & Valenciennes, 1828)								1														1
<i>Pristipogon fraenatus</i> (Valenciennes, 1832)																						1
<i>Pristipogon kallopterus</i> (Bleeker, 1856)																						1
<i>Pristipogon taeniopterus</i> (Bennett, 1836)																						1
<i>Apogon</i> sp.																						1
Malacanthidae																						
<i>Malacanthus latovittatus</i> (Lacepède, 1801)																						1
Carangidae																						
<i>Carangoides ferdau</i> (Forsskål in Niebuhr, 1775)								1														
<i>Caranx ignobilis</i> (Forsskål in Niebuhr, 1775)									1													
<i>Caranx melampygus</i> Cuvier in Cuvier & Valenciennes, 1833									1													1
Lutjanidae																						
<i>Aphareus furca</i> (Lacepède, 1801)						1	1	1														1
<i>Aprion virescens</i> Valenciennes in Cuvier & Valenciennes, 1830						1	1															1
<i>Lutjanus biguttatus</i> (Valenciennes in Cuvier & Valenciennes, 1830)																						1
<i>Lutjanus bohar</i> (Forsskål in Niebuhr, 1775)			1	1	1	1	1	1														1
<i>Lutjanus gibbus</i> (Forsskål in Niebuhr, 1775)				1	1	1		1														1
<i>Lutjanus kasmira</i> (Forsskål in Niebuhr, 1775)					1	1																1
<i>Lutjanus monostigma</i> (Cuvier in Cuvier & Valenciennes, 1828)																						1
<i>Macolor macularis</i> Fowler, 1931					1	1	1	1														1
<i>Macolor niger</i> (Forsskål in Niebuhr, 1775)					1	1	1	1														1
Caesionidae																						
<i>Caesio lunaris</i> Cuvier in Cuvier & Valenciennes, 1830																						1
<i>Caesio xanthonota</i> Bleeker, 1853																						1
<i>Pterocaesio chrysozona</i> (Cuvier in Cuvier & Valenciennes, 1830)																						1
<i>Pterocaesio marri</i> Schultz in Schultz <i>et al.</i> , 1953																						1

Table 1 Con'td

	1	2	3	4	5	6	7	8	10	11	14	15	17	18	19	21	22	24	25	27	28	
<i>Amblyglyphidodon batunai</i> Allen, 1995																		1				
<i>Amphiprion clarkii</i> (Bennett, 1830)				1	1	1	1	1	1	1	1	1	1	1	1	1	1		1	1	1	
<i>Amphiprion nigripes</i> Regan, 1908				1		1								1					1			
<i>Chromis agilis</i> Smith, 1960															1	1						
<i>Chromis atripectoralis</i> Welandter & Schultz, 1951			1		1	1	1	1	1	1	1	1	1	1	1	1	1	1	1	1	1	1
<i>Chromis dimidiata</i> (Klunzinger, 1871)	1		1	1	1	1	1	1	1	1	1	1	1	1	1	1	1	1	1	1	1	1
<i>Chromis flavipectoralis</i> Randall, 1988	1		1	1	1	1									1	1						
<i>Chromis lepidolepis</i> Bleeker, 1877												1										
<i>Chromis nigrura</i> Smith, 1960											1											
<i>Chromis opercularis</i> (Günther, 1867)	1		1	1	1	1	1	1	1	1	1	1	1	1	1	1	1	1	1	1	1	1
<i>Chromis ternatensis</i> (Bleeker, 1856)	1		1	1	1	1	1	1	1	1	1	1	1	1	1	1	1	1	1	1	1	1
<i>Chromis viridis</i> Cuvier in Cuvier & Valenciennes, 1830	1		1	1	1	1	1	1	1	1	1	1	1	1	1	1	1	1	1	1	1	1
<i>Chromis weberi</i> Fowler & Bean, 1928			1	1	1	1	1	1	1	1	1	1	1	1	1	1	1	1	1	1	1	1
<i>Chromis xutha</i> Randall, 1988	1		1	1	1	1	1	1	1	1	1	1	1	1	1	1	1	1	1	1	1	1
<i>Chrysiptera brownriggii</i> (Bennett, 1828)																						
<i>Chrysiptera glauca</i> (Cuvier in Cuvier & Valenciennes, 1830)							1															
<i>Chrysiptera unimaculata</i> (Cuvier in Cuvier & Valenciennes, 1830)							1															
<i>Dascyllus aruanus</i> (Linnaeus, 1758)	1		1	1	1	1	1	1	1	1	1	1	1	1	1	1	1	1	1	1	1	1
<i>Dascyllus carneus</i> Fischer, 1885	1		1	1	1	1	1	1	1	1	1	1	1	1	1	1	1	1	1	1	1	1
<i>Dascyllus trimaculatus</i> (Rüppell, 1829)	1		1	1	1	1	1	1	1	1	1	1	1	1	1	1	1	1	1	1	1	1
<i>Lepidozygus tapeinosoma</i> (Bleeker, 1856)															1							
<i>Plectroglyphidodon dickii</i> (Liénard, 1839)																						
<i>Plectroglyphidodon lacrymatus</i> (Quoy & Gaimard, 1825)	1		1	1	1	1	1	1	1	1	1	1	1	1	1	1	1	1	1	1	1	1
<i>Pomacentrus caeruleus</i> Quoy & Gaimard, 1825	1		1	1	1	1	1	1	1	1	1	1	1	1	1	1	1	1	1	1	1	1
<i>Pomacentrus chrysurus</i> Cuvier in Cuvier & Valenciennes, 1830	1		1	1	1	1	1	1	1	1	1	1	1	1	1	1	1	1	1	1	1	1
<i>Pomacentrus indicus</i> Allen, 1991	1		1	1	1	1	1	1	1	1	1	1	1	1	1	1	1	1	1	1	1	1
<i>Pomacentrus nagasakiensis</i> Tanaka, 1917																						
<i>Pomacentrus pavo</i> (Bloch, 1787)	1		1	1	1	1	1	1	1	1	1	1	1	1	1	1	1	1	1	1	1	1
<i>Pomacentrus philippinus</i> Evermann & Seale, 1907	1		1	1	1	1	1	1	1	1	1	1	1	1	1	1	1	1	1	1	1	1
<i>Stegastes fasciolatus</i> (Ogilby, 1889)																						
<i>Stegastes nigricans</i> (Lacepède, 1802)																						
Labridae																						
<i>Anampses caeruleopunctatus</i> Rüppell, 1829																						1
<i>Anampses meleagrides</i> Valenciennes in Cuvier & Valenciennes, 1840	1		1	1	1	1	1	1	1	1	1	1	1	1	1	1	1	1	1	1	1	1
<i>Bodianus axillaris</i> (Bennett, 1832)	1		1	1	1	1	1	1	1	1	1	1	1	1	1	1	1	1	1	1	1	1
<i>Bodianus bilunulatus</i> (Lacepède, 1801)																						1

Table 1 Con'td

	1	2	3	4	5	6	7	8	10	11	14	15	17	18	19	21	22	24	25	27	28
<i>Ecsenius midas</i> Starck, 1969																					1
<i>Ecsenius minutus</i> Klausowitz, 1963	UVC	1		1	1	1	1	1	1	1	1	1	1	1	1	1	1	1	1	1	1
<i>Meiacanthus smithi</i> Klausowitz, 1962	UVC		1			1															1
<i>Plagiotremus phenax</i> Smith-Vaniz, 1976	UVC			1								1									
<i>Plagiotremus rhinorhynchos</i> (Bleeker, 1852)	UVC		1	1	1	1	1	1	1	1	1	1	1	1	1	1	1	1	1	1	1
<i>Salarias fasciatus</i> (Bloch, 1786)	UVC					1					1										
Gobiidae																					
<i>Amblyeleotris steinitzi</i> (Klausowitz, 1974)	UVC													1							
<i>Amblyeleotris</i> sp.	UVC						1							1							
<i>Amblygobius hectori</i> (Smith, 1957)	UVC			1	1	1					1			1	1						1
<i>Amblygobius semicinctus</i> (Bennett, 1833)	UVC/CO	1																			
<i>Bryaninops erythrops</i> (Jordan & Seale, 1906)	CO	1																			
<i>Bryaninops natans</i> Larson, 1985	UVC			1	1	1	1	1	1	1	1	1	1	1	1	1	1	1	1	1	1
<i>Bryaninops tigris</i> Larson, 1985	PH									1											
<i>Ctenogobius crocineus</i> Smith, 1959	CO														1						
<i>Eviota albolineata</i> Jewett & Lachner, 1983	CO					1															
<i>Eviota guttata</i> Lachner & Karmella, 1978	UVC/CO		1		1	1	1	1	1	1	1	1	1	1	1	1	1	1	1	1	1
<i>Eviota nebulosa</i> Smith, 1958	CO					1															
<i>Eviota nigriventris</i> Giltay, 1933	CO														1						
<i>Eviota sebreei</i> Jordan & Seale, 1906	CO									1					1						
<i>Eviota zebrina</i> Lachner & Karmella, 1978	UVC/CC	1										1				1			1		
<i>Fusigobius duospilus</i> Hoese & Reader, 1985	UVC									1									1		
<i>Fusigobius neophytus</i> (Günther, 1877)	UVC/CC	1	1	1	1	1	1	1	1	1	1	1	1	1	1	1	1	1	1	1	1
<i>Gnatholepis anjerensis</i> (Bleeker, 1851)	UVC														1						
<i>Gnatholepis cauerensis</i> (Bleeker, 1853)	UVC/CO	1											1						1	1	1
<i>Gobiodon rivulatus</i> (Rüppell, 1830)	CO																		1		
<i>Gobiodon unicolor</i> (Castelnau, 1873)	CO																		1		
<i>Istigobius decoratus</i> (Herre, 1927)	UVC														1						1
<i>Paragobiodon xanthosomus</i> (Bleeker, 1852)	CO															1			1		1
<i>Pleuroscyca mossambica</i> Smith, 1959	CO												1								
<i>Trimma flammeum</i> (Smith, 1959)	CO	1				1				1											1
<i>Trimma haima</i> Winterbottom, 1984	CO	1																			
<i>Trimma taylori</i> Lobel, 1979	CO	1			1																
<i>Trimma tevegae</i> Cohen & Davis, 1969	UVC				1			1	1	1	1	1	1	1	1	1	1	1	1	1	1

Table 1 Con'td

Families - Species - Authors / stations	1	2	3	4	5	6	7	8	10	11	14	15	17	18	19	21	22	24	25	27	28	
<i>Zebrasoma velifer</i> (Bloch, 1795)		1	1	1						1	1	1	1	1	1	1	1	1	1	1	1	
Scombridae																						
<i>Gymnosarda unicolor</i> (Rüppell, 1836)				1	1	1			1				1	1	1	1	1	1	1			
Soleidae																						
<i>Aseraggodes xenicus</i> (Matsubara & Ochiai, 1963)								1														
<i>Pardachirus</i> sp.		1																				
Balistidae																						
<i>Balistapus undulatus</i> (Park, 1797)		1	1	1	1	1	1	1	1	1	1	1	1	1	1	1	1	1	1	1	1	
<i>Balistooides conspicillum</i> (Bloch & Schneider, 1801)		1	1	1	1	1	1	1	1	1	1	1	1	1	1	1	1	1	1	1	1	
<i>Balistooides viridescens</i> (Lacepède, 1801)		1	1	1	1	1	1	1	1	1	1	1	1	1	1	1	1	1	1	1	1	
<i>Melichthys indicus</i> Randall & Klausewitz, 1973		1	1	1	1	1	1	1	1	1	1	1	1	1	1	1	1	1	1	1	1	
<i>Odonus niger</i> (Rüppell, 1836)		1	1	1	1	1	1	1	1	1	1	1	1	1	1	1	1	1	1	1	1	
<i>Pseudobalistes flavimarginatus</i> (Rüppell, 1829)		1	1	1	1	1	1	1	1	1	1	1	1	1	1	1	1	1	1	1	1	
<i>Rhinecanthus aculeatus</i> (Linnaeus, 1758)								1														
<i>Rhinecanthus rectangulus</i> (Lacepède in Bloch & Schneider, 1801)								1														
<i>Sufflamen bursa</i> (Lacepède in Bloch & Schneider, 1801)		1	1	1	1	1	1	1	1	1	1	1	1	1	1	1	1	1	1	1	1	
<i>Sufflamen chrysopteryum</i> (Bloch & Schneider, 1801)		1	1	1	1	1	1	1	1	1	1	1	1	1	1	1	1	1	1	1	1	
<i>Aluterus scriptus</i> (Osbeck, 1765)									1	1	1	1	1	1	1	1	1	1	1	1	1	
<i>Amanes scopas</i> (Cuvier, 1829)		1	1	1	1	1	1	1	1	1	1	1	1	1	1	1	1	1	1	1	1	
<i>Cantherhines dumerilii</i> (Hollard, 1854)																						
<i>Cantherhines pardalis</i> (Rüppell, 1837)		1	1	1	1	1	1	1	1	1	1	1	1	1	1	1	1	1	1	1	1	
<i>Pervagor aspricaudus</i> (Hollard, 1854)													1									
<i>Pervagor janthinosoma</i> (Bleeker, 1854)													1									
Ostraciidae																						
<i>Ostracion cubicus</i> Linnaeus, 1758													1								1	
<i>Ostracion meleagris</i> Shaw in Shaw & Nodder, 1796																		1				
Tetraodontidae																						
<i>Arothron hispidus</i> (Linnaeus, 1758)		1																				
<i>Arothron immaculatus</i> (Bloch & Schneider, 1801)		1																				
<i>Arothron meleagris</i> (Anonymus, 1798)						1																
<i>Arothron nigropunctatus</i> (Bloch & Schneider, 1801)														1	1	1	1	1	1	1	1	
<i>Canthigaster amboinensis</i> (Bleeker, 1865)																						
<i>Canthigaster bennetti</i> (Bleeker, 1854)																						
<i>Canthigaster janthinoptera</i> (Bleeker, 1855)																					1	
<i>Canthigaster valentini</i> (Bleeker, 1853)		1	1	1	1	1	1	1	1	1	1	1	1	1	1	1	1	1	1	1	1	
Diodontidae																						
<i>Diodon liturosus</i> Shaw, 1804																					1	
Total number of species	UVC	124	31	94	108	119	117	123	67	133	131	114	59	134	116	130	108	116	120	130	139	126

Table 2. Species richness (SR) of fish communities on Indian Ocean coral reefs. SR_{obs} : observed SR; SR_{th} : theoretic SR calculated from CFDI (Coral Fish Diversity Index) according to Allen & Werner formula (2002). GC: geographic coordinates. *: underwater visual census (UVC) (0-20 m), **: fishing methods, ***: UVC, rotenone, fishing, museum and literature records.

Sites	GC	References	RS obs	RS th
Maldives	7°N-1°S, 72°-74°E	Randall and Anderson, 1993	899	671
Baa (Maldives)* ^{co}	5°N and 73°E	This study	333	505
Juan de Nova*	17°S, 42°E	Chabanet and Durville, 2005	299	423
Glorieuses*	11°S, 47°E	Durville et al., 2003	347	468
Geyser*	12°S, 46E	Chabanet et al., 2002	294	433
Mayotte*	13°S, 45°E	Letourneur, 1996; Chabanet, 2002	239	423
Reunion***	21°S, 55°E	Fricke et al., 2009	549	596
Rodrigues***	20°S, 62°E	Heemstra et al., 2004	410	493

ACKNOWLEDGEMENTS

Acknowledgements to Loreen R. O'Hara of Bishop Museum (Hawaii) for sending the data (from Randall & Anderson, 1993) necessary to calculate coral fish diversity index of the Maldives. This study was funded by the French Fondation pour la Recherche sur la Biodiversité, Program "Biodiversity of Indian Ocean Islands", and by the Atoll Ecosystem Conservation Project. We acknowledge Shiham Adam and Hussain Zahir at the Marine Research Center for the help in organizing this survey.

REFERENCES

- Adam, M. S.
1995. Review of the aquarium fish trade of the Maldives with proposals of monitoring and regulation of the trade. Malé (Marine Research Station), p. 1-35.
- Adam, M. S.
2006. Vulnerability and adaptation assessment of the fisheries sector in the Maldives - NAPA Project. Malé (Ministry of Environment, Energy and Water), p. 1-32.
- Adam, M. S., and G.P. Kirkwood
2001. Estimating tag-shedding rates for skipjack tuna, *Katsuwonus pelamis*, off the Maldives. *Fishery Bulletin* 99: 193-196.
- Adam, M. S., and A.R. Jauharee
2009. Handline large yellowfin tuna fishery of the Maldives. *Indian Ocean Tuna*

- Commission, 10th Session of the Working Party on Tropical Tunas, Mombasa, Kenya, 15-23 October 2009: 1-14.
- Allen, G. R., and T. B. Werner
2002. Coral reef fish assessment in the 'coral triangle' of southeastern Asia. *Environmental Biology of Fishes* 65: 209–214.
- Anderson, R. C.
2005. Reef Fishes of the Maldives. Manta Marine, Malé, 136 pp.
- Anderson, R. C., and H. Ahmed
1993. The shark fisheries in the Maldives. Malé (MOFA), Rome (FAO), p. 1-73.
- Anderson, R. C., and A. Hafiz
1984. Livebait fishes of the Maldives. *Rasain* 4: 187-192.
- Anderson, R. C., Z. Waheed, and M. S. Adam
1998. The tuna fishery resources of the Maldives. *Maldives Marine Research Bulletin* 3: 1-180.
- Chabanet, P.
1994. Etude des relations entre les peuplements ichthyologiques et les peuplements benthiques sur le complexe récifal de St-Gilles/ La Saline (Ile de La Réunion). Thèse Doctorat Université Aix-Marseille III, 263 p.
- Chabanet, P.
2002. Coral reef fish communities of Mayotte (western Indian Ocean) two years after the impact of the 1998 bleaching event. *Marine & Freshwater Research* 53: 107-113.
- Chabanet, P., E. Tessier, P. Durville, T. Mulochau, and F. René
2002. Peuplement ichthyologique des bancs de Geysier et Zélée (Océan Indien Occidentale). *Cybium* 26: 11-26.
- Chabanet, P., and P. Durville
2005. Reef fish inventory of Juan de Nova's Natural Park (Western Indian Ocean). *Western Indian Ocean Journal of Marine Science* 4: 145 -162.
- Durville, P., P. Chabanet, and J-P. Quod
2003. Visual census of the reef fishes in the natural reserve of the Glorieuses Islands (Western Indian Ocean). *Western Indian Ocean Journal of Marine Science* 2: 95-104.
- Fricke, R., Mulochau T., Durville P., Chabanet P., Tessier E. and Letourneur Y.
2009. Annotated checklist of the fish species (Pisces) of La Réunion, including a Red List of threatened and declining species. *Stuttgarter Beiträge zur Naturkunde (A) Neue Serie* 2: 1-168.
- Heemstra, E., P. C. Heemstra, M. J. Smale, T. Hooper and D. Pelicier
2004. Preliminary checklist of coastal fishes from the Mauritian island of Rodrigues. *Journal of Natural History* 38: 3315-3344.
- Kent, G.
1997. Fisheries, food security and the poor. *Food Policy* 22: 393-404.
- Letourneur, Y.
1992. Dynamique des peuplements ichthyologiques des platiers récifaux de l'Ile de La Réunion. Thèse Doctorat Université Aix-Marseille II, 244 p.

Letourneur, Y.

1996. Réponse des peuplements et populations de poissons aux réserves marines: le cas de l'île de Mayotte, Océan Indien occidental. *Ecoscience* 3: 442–450.

Martin, R. A., and A. A. Hakeem

2006. Development of a sustainable shark diving ecotourism industry in the Maldives: challenges and opportunities. *Maldives Marine Research Bulletin* 8: 2-38.

McClanahan, T. R.

2011. Comparing coral reef fish communities in urban fisheries closures and “sustainable seascapes”: Kenya vs. Maldives. *Aquatic Conservation: Marine and Freshwater Ecosystems* 21 : 186-198.

MRS

1996. The Maldivian tuna fishery: a collection of tuna resource research papers. *Maldives Marine Research Bulletin* 2: 1-176.

Newton, K., I. Côté, G. M. Pilling, S. Jennings, and N. K. Dulvy

2007. Current and future sustainability of island coral reef fisheries. *Current Biology* 17: 655-658.

Randall, J. E. and C. Anderson

1993. Annotated checklist of the epipelagic and shore fishes of the Maldives Islands. *Ichthyological Bulletin, J. L. B. Smith Institute of Ichthyology* 59: 1-47, pls. 1-8.

Risk, M. J., and B. Sluka

2000. The Maldives. In: T. R. McClanahan, C. R. C. Sheppard and D. O. Obura (eds.). *Coral reefs of the Indian Ocean: Their ecology and conservation*. Oxford University Press, NY.

Sattar, S. A., and M. S. Adam

2005. Review of grouper fishery of the Maldives with additional notes on the Faafu Atoll fishery. Malé (Marine Research Centre), p. 1-64.

Saleem, M. R., and Adam M. S.

2004. Review of aquarium fishery of the Maldives. Malé (Marine Research Station), p. 1-33.

Sluka, R. D., and M. W. Miller

2001. Herbivorous fish assemblages and herbivory pressure on Laamu Atoll, Republic of Maldives. *Coral Reefs* 20: 255-262.

Werner, T. B., and Allen G. R.

1998. A rapid biodiversity assessment of the coral reefs of Milne Bay Province, Papua New Guinea. *RAP Working Papers, Conservation International, Washington DC* 11: 1-109.


Plate 1: fish species photographed in situ (photos: Hani Amir, Serge Andréfouët)



Ecsenius minutus




Helcogramma maldivensis and *Ecsenius minutus*



Amphiprion clarkii (juvenile)



Chaetodon collare



Odonus niger



Sargocentron spiniferum

Plate 2: fish species photographed in situ (photos: Hani Amir, Serge Andréfouët)



Mixed school of parrotfish including *Scarus rubroviolaceus*,
S. prasiognathus, *S. frenatus* and *Chlorurus strongylocephalus*

Caranx melampygus



Bryaninops tigris



Ecsenius lineatus



Helcogramma maldivensis (endemic)



Paracirrhites forsteri

Plate 3: fish species photographed in situ (photos: Hani Amir, Serge Andréfouët)



Parapercis hexophthalma



Parapercis signata (endemic)



Pseudanthias squamipinnis



Scorpaenopsis oxycephala



Gorgasia maculata



Manta alfredi (bottom), *Platax orbicularis* (top)

