



BULLETIN  
OF THE  
AMERICAN IRIS SOCIETY

JANUARY, 1946

No. 100

R. S. STURTEVANT, *Editor*  
GEDDES DOUGLAS, *Associate Editor*

JANUARY, 1946

No. 100

CONTENTS

Foreword, <i>R. S. Sturtevant</i> .....	1
Calling All Members.....	3
The Traditional Approach.....	5
English Reminiscences, <i>Robert W. Wallace, V. M. H.</i> .....	5
An American Slant.....	14
The Work of The Society.....	16
President's Report 1929, <i>John C. Wister</i> .....	17
News to An English Friend <i>From Junius Fishburn</i> .....	20
Report of the Slides Committee, <i>Miriam E. Corey, Chairman</i> ....	32
1945 Reports, <i>Jesse E. Wills, Pres.</i> .....	33
Report of the Secretary, <i>Howard R. Watkins</i> .....	35
Report of the Treasurer, <i>E. G. Lapham</i> .....	37
Reports From the Regional Vice-Presidents.....	38
1946 Iris Shows, <i>Mrs. Ralph E. Ricker, Chairman</i> .....	41
Report of the Scientific Committee, <i>L. F. Randolph</i> .....	44
Planning and Planting An Iris Border, <i>Olive Murrell</i> .....	46
Cultural Notes on Species.....	52
The Family Tree—Iris For West.....	63
Species .....	70
Iris—Fleur De Luce, <i>W. H. W. Bliss</i> .....	74
Questionnaire .....	75

Published Quarterly by  
THE AMERICAN IRIS SOCIETY, 32nd ST. AND ELM AVENUE, BALTIMORE, MD.  
Entered as second-class matter January, 1934, at the Post Office at Baltimore, Md.,  
under the Act of March 3, 1879.

\$3.00 the Year—Additional copies 50 cents each for Members

# THE AMERICAN IRIS SOCIETY

## OFFICERS 1946

### *Directors:*

Terms expiring 1946:	J. P. Fishburn David F. Hall	E. G. Lapham W. J. McKee
Terms expiring 1947:	Dr. Franklin Cook Carl S. Milliken	Howard R. Watkins Jesse E. Wills
Terms expiring 1948:	F. W. Cassebeer Geddes Douglas	Dr. H. G. Everett Dr. R. J. Graves

*President*—Jesse E. Wills, Bellemeade Blvd., Nashville, Tenn.

*Vice-President*—Junius P. Fishburn, Box 2531, Roanoke, Va.

*Secretary*—Howard R. Watkins, 821 Wash. Loan & Trust Bldg., Washington, D. C.

*Treasurer*—E. G. Lapham, 1003 Strong Ave., Elkhart, Ind.

*Editor*—R. S. Sturtevant, Route 5, Nashville 4, Tenn.

*Associate Editor*—Geddes Douglas, Chestnut St., Nashville, Tenn.

### *Regional Vice-Presidents:*

1. W. J. McKee, 45 Kenwood Ave., Worcester, Mass.
2. Kenneth D. Smith, Benedict Rd., Dongan Hills, Staten Island, N. Y.
3. John Dolman, Jr., 204 Vassar Ave., Swarthmore, Pa.
4. J. Marion Shull, 207 Raymond St., Chevy Chase, Md.
5. T. N. Webb, Durham, N. C.
6. Mrs. Silas B. Waters, 2005 Edgecliff Point, Cincinnati, Ohio.
7. W. F. Cahoon, Route 4, Cahaba Road, Birmingham, Ala.
8. Mrs. W. F. Roecker, 3319 No. 14th St., Milwaukee, Wis.
9. O. W. Fay, 1522 Isabella St., Wilmette, Ill.
10. Frank E. Chowning, 2110 Country Club Lane, Little Rock, Ark.
11. Mrs. Mary F. Sharp, Payette, Idaho.
12. Merritt H. Perkins, 2235 Fairfax St., Denver, Col.
13. Dr. R. E. Kleinsorge, Silverton, Oregon.
14. Mrs. G. G. Pollock, 1341 45th St., Sacramento, Calif.
15. E. E. Nies, 1423 No. Kingsley St., Hollywood, 27, Calif.
16. W. J. Moffat, 170 Delaware Ave., Hamilton, Ontario, Canada.

### *Chairmen of Committees:*

**Scientific**—Dr. L. F. Randolph, Cornell Univ., Ithaca, N. Y.

**Election**—Dr. George M. Reed, Brooklyn Botanic Garden, Brooklyn, N. Y.

**Membership & Publicity**—W. J. McKee, Worcester, Mass.

**Registration**—C. E. F. Gersdorff, 1825 No. Capital St., Washington, D. C.

**Assistant**—Mrs. Walter Colquitt, 487 Albany, Shreveport, La.

**Exhibition**—Mrs. Ralph E. Ricker, 1516 Ross St., Sioux City, Iowa.

**Recorder**—Mrs. W. H. Peckham, The Lodge, Skylands Farm, Sloatsburg, N. Y.

**Awards**—Junius P. Fishburn, Roanoke, Va.

**Japanese Iris**—Dr. Geo. M. Reed, Brooklyn Botanic Garden, Brooklyn, N. Y.

**Lantern Slides**—Mrs. P. E. Corey, 707 Pearl St., Reading, Mass.

**RENTAL FEE (To members) \$5.00.**

## FOREWORD

With Bulletin 100 we are within our second quarter of a century; our membership has grown from an original sixty to what, we hope is only a present peak of almost fourteen hundred; and in number of breeders and in number of varieties introduced each year the increase is even greater. Our new members need information for current use; many members base their crossings on past experience, their own, and that of the past; any member with a developing interest in irises tends to link the beauty of the current favorite with the personality of its originator and with its grandparents back to the discovery of the first wild species. In 1920 The American Iris Society, to be followed shortly by The Iris Society (English), was organized not only to bring together iris enthusiasts but to record, for their convenience, information from every source. With research, the establishment of standards of registration, of description, and of judging, with the development of shows and plantings, of systems of classification, symposiums, and awards; with an ever increasing recording of parentages and genetic experimentation, an enormous fund of information has been built up, a great field for future development has been made available.

Mr. Randolph and Mr. Robert Allen seek your immediate cooperation in various lines of endeavor. The quality of our bulletins is entirely dependent on your contributions and expressions of interest.

Back in 1927, 336 members expressed preferences as follows as to subjects for the Bulletin: (a) Elementary articles (37) answers; (b) Historical articles (65); (c) Advanced garden advice (155); (d) Technical articles (79). Despite the space demands of the 1945 reports scheduled for a January Bulletin we seek to fulfill these desires though, perhaps, with an unbalanced emphasis on the historical approach which will refresh your memory as to early personalities, early varieties, and early activities of the Society.

Expressions of your desires will color the contents of future bulletins and due response to the questionnaire from the Scientific Committee will provide material for the technical articles, desire for which, I suspect, would loom larger than ever before in a 1946 questionnaire.

To return, after a lapse of ten years, to the editorial pit would be impossible without the continued guidance of Geddes Douglas and Jesse Wills. To them we owe the relatively prompt appearance of this first 1946 Bulletin, No. 100.

R. S. STURTEVANT



*In Dave Hall's "Back Forty" Jesse Wills and Franklin Cook discuss the merits of a seedling.*



## CALLING ALL MEMBERS!


Enclosed in this Bulletin is a questionnaire. It is a simple list of questions, one which every member of this flower society can answer and mail back in a matter of a few minutes,—or it can be shoved aside for a future date and more than likely forgotten,—or it can simply be ignored. The disposition of this questionnaire, Mr. Reader, is strictly in your hands, and along with it is the success of an experiment never before attempted.

This experiment has an interesting history. For some time it has been apparent that there were many members of the American Iris Society who were interested in solving certain cultural and genetic problems concerning iris. When Mr. Wills appointed Dr. L. F. Randolph as Chairman of the Scientific Committee, he merely made official a group which had already been functioning through the force of common interest. The problems were known and under discussion. It was natural therefore, that this Committee should begin to act as soon as it was formed. Elsewhere in this Bulletin is a list of the various problems which this committee proposes to investigate. Even the most casual glance reveals that some of these projects will take much time to finish, others will call for a tremendous amount of work and still others, particularly the projects concerning diseases of iris, will be complicated by the fact that we are attempting to grow iris in at least nine separate climatic and geographical regions.

It should become apparent that no five men could undertake a project of this magnitude. The Committee therefore invites the entire membership to participate to a more or less degree in this program. There are some 1,400 members in the American Iris Society. All of them grow iris. They are all bound together by one common interest. During the course of a year every iris grower will see something of scientific interest to other growers. It is the purpose of the Committee to assemble these observations and correlate this information by providing a medium through which the iris grower may become articulate.

It is estimated that of the 1,400 members of the American Iris Society, a large proportion grow seedlings. The Committee would like to know that proportion. It would welcome every breeder as an assistant in a program which might be called "Mass Genetics."

A plot of ground twenty feet long by ten feet wide will grow at least two hundred seedlings. Suppose, for example, a hundred people volunteer to grow an experimental patch of that size, or two hundred people or five hundred. A five cent note book will house the data and an hour or two during blooming season will gather it. A penny post card will carry it to the Committee. The part any individual plays will be relatively small but the sum and total of the collective effort can well be gigantic. We repeat that this is a great experiment and we believe that the members of the American Iris Society will welcome this opportunity of doing something constructive, something worth while, something which will add to our knowledge for the common good. ACT AT ONCE.



*Korolkowi, Mesopotamica and Korolkowi (x) Mesopotamica*

## THE TRADITIONAL APPROACH

Good fortune made me familiar with the research and discussion that led to the organization and development of the Society and its policies through many years. The key note of *The Iris Year Book, 1945*, (English) is "a fresh start in their gardening work now that the war is over." To a lesser degree but even more, in view of our many new members and especially in view of our new scientific committee, we, also might consider ourselves as taking a new start with a review of the past, a guide for the present, and a plan for the future.

Good fortune permits the use of "Reminiscences" from the pen of Robert W. Wallace, V. M. H., the arrival of whose iris catalogues together with those of Bertrand H. Farr were the high spots of many an iris year. An extract from our own publications in 1924 adds an American slant and curiously enough Mr. Fishburn's current news carries on the same theme that links varieties to the personality of their producers.

The work of the Society, as briefly stated in 1924 and 1930 reveals precedents that we now take as a matter of course and also the existence of continuing problems, the need of controlling and judging new varieties, the desire for display and test gardens in many regions, and, above all, the need for extended *cooperative* work carefully organized and supervised by the Scientific Committee. Ed.

---

### ENGLISH REMINISCENCES


BY ROBERT W. WALLACE, V.M.H.

In a long and interesting life devoted to horticulture I have known the men who were stalwarts and pioneers amongst many flowers: I have seen great advances made in the quality of our garden plants: and I have noted the changes in public taste. If I were asked to name one branch of horticulture in which a most notable advance has been made in public favour I would point to the growing of Irises. My mind goes back to the late '70's and early '80's, when

Irises were not widely grown and when the varieties available in this country were few in number and often poor in quality. And when I think of the present popularity of the Iris, and the wide range of wonderful varieties available to gardeners, I feel gratified that such an advance has been made and that I have been able to witness each stage of that advance.

As a small boy I used to visit on a Sunday afternoon my father's Iris Garden at Colchester. My father was Dr. Alexander Wallace of Colchester, an Oxford Cricket Blue and a man of many interests. His Iris collection was large for those days and the history of it is rather interesting. Frequent sales of various horticultural products used to be held at Stevens' Auction Rooms in Convent Garden. My father was often in London and on one occasion about 1875 he called in at the Auction Rooms and found that there was a collection of dry Iris rhizomes up for sale from France. He purchased the whole collection, which consisted of some 50 to 70 varieties, many of them named. Nearly all of these have long passed out of cultivation but a few of them were still grown some 20 years ago. Living with my father I was naturally drawn to his interests, and his chance purchase of those rhizomes started my lifelong interest in Irises. His first catalogue (devoted only to Irises) was published in 1886 and gave details of over 100 varieties of bearded Irises in addition to some 40 odd species, also *I. Kaempferi* and the *sibirica* group, which included *nigrescens* then referred to as rare in cultivation and of a rich dark purple colour.

One of my earliest recollections was of a very beautiful *Oncocyclus* Iris, viz., *iberica*. In the 70's my father was in close correspondence with that eminent Botanist, Dr. Regel of the Botanical Gardens, St. Petersburg, who constantly sent over many rare bulbs, including *Iris iberica*. Nowadays we look with caution at the cultivation of the *Oncocyclus* Iris, but these *ibericas*, which were grown in a long border facing south, with shrubs behind, were planted like any other ordinary plant and received no more care and attention. Amongst the many forms of *iberica* then flowering was the remarkable variety, *insignis* which received a F.C.C. Other forms were selected and named—a pale cream, a rose-coloured form and an unspotted form. These were all described in one of my father's lists, and I suppose that they were the first of this beautiful race to become popular.



*Sir Michael Foster.*

I would like to call to mind the names of those men who did so much for the Iris. First, Professor J. G. Baker, of Kew, who wrote the first scientific work on Irises, especially on the bulbous species. He was a great man, full of interest in everything relating to hardy and bulbous plants. Then we have Sir Michael Foster. Those who were privileged to know Sir Michael remember him as a man who most readily imparted knowledge to others. However young and inexperienced you were, he would treat you as an equal and give you every possible help he could. He lived at Shelford, just outside Cambridge, where for many years, I visited him in May. I remember arriving at Shelford station and walking up the dusty chalk road to his house on the top of the hill. There I would find him in any old clothes, often wearing a brown velvet jacket, smoking a pipe and extending a warm welcome. We invariably went at once to see the Irises, and I recall one very memorable occasion when I was taken to see his latest creation, CATERINA, which he pointed to with great pride. Nearby was a bed containing several dwarf species and amongst them a delightful little bearded Iris no more than 12 inches high, snow white. I said to Sir

Michael, "What is this?" At that moment his grandson darted out of some bushes close by, and immediately Sir Michael said, "That is John Foster"; and the name JOHN FOSTER was at once given to that small Iris.

In another part of the garden at Shelford, surrounded by yew hedges, were a number of narrow terraced borders, and here it was that Sir Michael grew his Onco Hybrids. Possibly one or two of the most beautiful were SHIRIN and NAZIRIN, but there were others as well. I also remember *I. Aitchisonii*, a very rare bulbous species from Asia Minor. In those days Sir Michael was corresponding with those whose business connections lay in the Far East and so he was able to establish relations and obtain supplies of bulbs and Iris rhizomes. He generally had two or three Iris flowers on his dinner table, possibly some of his latest creations, or a new species from the East. I find that to judge the beauty of a flower, especially of an Iris, you should hold it in your hand and look into it; and I notice that that is what most flower lovers do.

Sir Michael's house was, of course, a Mecca for all Iris enthusiasts, and I should like to mention here the name of Mr. Irwin Lynch, Curator of the Cambridge Botanical Gardens, who, because of his association with Sir Michael, was greatly interested in Irises and published a book on them which is well worth securing. Sir Michael had been at work for years on his revision of *The Genus Iris*, but unfortunately he passed away before completing his work. Fortunately another great Iris authority of a younger generation, the late W. R. Dykes, was able to have all the papers and add much to Sir Michael's knowledge, so that we have all benefited from the monumental work which he published in 1913.

By chance, over 50 years ago, I was at a Protheroe and Morris Sale in Cheapside when the foreman took me by the arm and pointed to a sack of Iris rhizomes on the table and said, "You had better buy those, Sir. They came from the East." So I promptly bought them for a few shillings. They were just dried up small pieces of root which I took home and planted. In two years' time I had a bed of at least a thousand plants which were all the same with the exception of a few *I. gigantea*, *aurea* and *pseudacorus*. The remainder excited great interest, the stems being tall and vigorous, and branching below the middle, and the flowers being all more or less large blue bi-colors. I took some up to London to the R.H.S. show. I had previously seen in "The Garden" a

picture of a similar Iris under the name of *asiatica*, so I promptly called mine *asiatica* and it received an Award of Merit.

When I took some of the flowers to Sir Michael he said, "No, this is *trojana* and I shall have to make *cypriana* not a separate species but a form of *trojana*." Now the particular feature of *trojana* was that it branched below the middle, whereas most forms of *germanica* did not do so. Dykes made a great feature of this in his writings and it led to a number of new varieties with fine branching habit. Just one more note on the Shelford Garden before I finish. After Sir Michael's death I used to visit Lady Foster, and one or two years after he passed away she took me round to a quiet corner of the garden and there were four or five clumps of his latest seedlings. They included *LADY FOSTER*, *CRUSADER*, *KASHMIR WHITE*, and *SHELFORD GIANT*. Undoubtedly both *CRUSADER* and *LADY FOSTER* were at that time far in advance of anything we had previously seen.

We must now leave Cambridge and go to the Isle of Wight. In those early days there lived at St. John's Rectory Ryde, the Rev. H. Ewbank, who for many years had been following in Sir Michael's footsteps as a cultivator of Irises. Knowing the difficulty of thoroughly ripening the roots of plants coming from the East, he built frames with concrete bottoms with a few drainage holes. On the top of the concrete he placed the soil and in the month of October he would put lights on the frames so as thoroughly to dry the plants off. This was successful up to a certain point, but he could not get away from the fact that we have a moist atmosphere in England quite different from the refined, dry atmosphere of the East, so it was not altogether successful. A new species was named after him—*Ewbankiana*. This was very different in appearance from such species as *Lorteti* because it had narrow and very sharply pointed falls at right angles to the standards.

Whilst talking about the *Oncocyclus* I would like to recall the name of the German collector, W. Siehe, who was then living at Mersina in Asia Minor. He was an enthusiastic collector and found many new species, both Iris and rare bulbs, which added much to the interest of gardening in those days. Among others he sent me *I. stenophylla* (Var. *Heldreichii*), belonging to the Juno Group, with large flowers of bright blue with dark falls. When it came into flower I took up a small pan of it to the R.H.S. and showed it for the first time in this country. It excited great interest and

received a unanimous F.C.C. He sent one or two of smaller nature, namely I. tauri, dark blue and one named after himself, I. Sieheana. This was not very attractive, being a rather dirty yellow colour; but the introduction of these new species certainly did much to increase the interest in Irises.

I would like to refer here to that enthusiastic artist, W. J. Caparne, who would paint any and everything relating to Irises. He had hundreds of pictures and he once sent them to me, all packed in very large cases. I sent them to Miss Willmott who was also a great lover of flower paintings, and the two later met at Warley Place and discussed Caparne's paintings which were also shown at the R.H.S. Caparne lived for many years in Guernsey and he was the creator of what we term the "Intermediate Irises." In a previous Year Book Mr. Christie-Miller wrote an article on Caparne's Irises. We never knew exactly how he evolved them. They were most delightful Irises, flowering in May, very floriferous and increasing very fast. In 1915 I catalogued twenty-eight varieties of them but unfortunately most of them have disappeared at the present time.

The mantle of Sir Michael Foster spread itself over many other notable Iris growers, and in particular over the late W. R. Dykes. Quite early on the late George Yeld of St. Peter's School, York, had been raising Irises; and previous Year Books have told of his work in that respect. He was one of the Founders of the Iris Society and I suppose the finest Irises he gave us were SIR MICHAEL and LORD OF JUNE. Curiously, another keen Iris grower was also a well-known figure in the scholastic world—Sir Arthur Hort of Harrow. I like to recall for one moment Sir Michael Foster, Professor Baker, George Yeld and Sir Arthur Hort and think of them as men of very great knowledge and culture and all sharing a love of Irises. I would also mention the late William Robinson, of Gravetye, who often visited my father. His many coloured illustrations of Irises in "The Garden" of those days did much to excite public interest.

Sir Arthur Hort was himself a noted hybridizer and introduced a number of purple bicolors. His finest Irises were, I think, raised at Harrow whence he moved to Hurstbourne Tarrant. One of his best introductions was LEONATO and another, ANNE PAGE. It was always interesting to visit Sir Arthur and listen to his ob-



servations. He was a great lover of Shakespeare and named his Irises after Shakespearean characters.

During the early days of the twentieth century, though the interest in Irises was growing, they were still looked upon by the general public as of little garden value, and in consequence a plant could be bought for 6d. or 1s. It was about 1908 when the well-known firm of French horticulturists, Messrs. Vilmorin, turned their attention to the raising of new Irises under the direction of Mons. S. Mottet. Certain of their varieties were coming on to the market and were showing great improvement on what had been seen before. At the same time interest was growing in America, fostered in the main by the firm of Farr, who introduced a remarkable catalogue with coloured illustrations in which pink and red toned Irises were shown. Farr was followed by Miss Sturtevant, whose yellow SHEKINAH was a great advance; and I would say that the present popularity of the Iris in the States is due largely to their early efforts.

During the war in 1916 it was a lucky day for me when I visited the Wisley Iris Trials in company with some who are still with us—Messrs. Bowles, Chittenden, Amos Perry and Willy Barr. Irises were then growing on a slope, and as we stood at the bottom and looked up there was one Iris which stood head and shoulders above everything else. We asked Chittenden what it was, and he said, "ALCAZAR." We all rushed forward to look at it, and it received a First Class Certificate on the spot. This was one of Vilmorin's and was an epoch-making Iris, even more so than AMBASSADEUR.

We continued round the Trial Ground and came across a pale blue Pallida nestling among the foliage. Chittenden said that it was MORWELL, and when I asked who sent it, he replied, "Bliss." That was the first I had heard of Bliss, and as I was very taken with six or eight of his Irises, standing out well above the others, I corresponded with him. I followed it up by going down to Tavistock and driving out to a little remote hamlet where Bliss was growing his Irises on an allotment. There it was that I found the famous DOMINION. Though Bliss realized what an outstanding Iris his DOMINION was, it is doubtful if, but for my visit, it would have attained such world-wide notoriety. After some slight discussion I agreed to purchase the stock, and in the course of an hour or so I selected from 12 to 20 further varieties and later named and

introduced them. Most of them would have no standing today, but in spite of the criticism which has been levelled against them I still maintain that varieties like AZURE, E. H. JENKINS and various descendants from DOMINION were outstanding in their day and were of great assistance to hybridizers all over the world. One of the varieties which I selected on that visit to Bliss was SWEET LAVENDER which is perhaps as popular to-day as ever. The introduction of DOMINION created a sensation, and it was the first Iris ever to be sold at five guineas a root, as compared with about half-a-crown for the average Iris sold previously. Many of the Bliss Irises were sent to the United States. Shortly afterwards I introduced BRUNO, CARDINAL, MRS. VALERIE WEST and several others.

It was about 1916-17 that I frequently had requests for some of the better Irises and my correspondent always asked that he might have "clumpy pieces" rather than ordinary small divisions. I began to wonder who this enthusiast was, and it soon turned out to be one of the pillars of the Iris Society as it stands to-day—none other than our President, Mr. Geoffrey Pilkington, who was then taking up Iris growing. The introduction of the Bliss seedlings, and the discussion which centered around them, was the means of bringing Irises more forcibly before the public. Bliss helped greatly to raise the whole status of the Iris family from the Cinderellas to the Aristocrats of the garden. The introductions of the Vilmorins and of Cayeux in France, and of several raisers in America also helped to increase the general interest.

It was about 1923 that the Royal Horticultural Society had an Iris Show and International Conference. This was after a similar affair in Paris which it was my privilege to visit with the late W. R. Dykes, as representing the R.H.S. I can vividly recall the morning we entered the Exhibition Hall in Paris and the many Irises which were staged. There was Cayeux's IMPERATOR which was then far in advance of the existing reddish-pink forms. We subsequently had a most interesting visit to the Cayeux Nursery where we saw a large bed of seedling pink pallidas and also children of BRUNO, etc.

At the Iris Conference in London the Americans were over here in strong force, including J. C. Wister and that enthusiast Lee Bonnewitz who did so much in the earlier days to promote interest in Irises in America. After the show, we had at Tunbridge

Wells a memorable gathering of some thirty Iris lovers, and it was my privilege to have with me on that day, Messrs. Mottet (France), Wister (America), George Yeld, Arthur Bliss, Sir Arthur Hort and W. R. Dykes.

Shortly afterwards the Iris Society was founded in England at a small meeting which took place at the Grosvenor Hotel, and the first Secretary was Mr. Norman Bunyard. In pre-war years Irises had been a great feature at the Chelsea Show and I should like to go back now to 1919 when, for the first time, I saw Irises which had been grown in pots and forced under glass. What caught my eye were the pallida dalmaticas shown by Messrs. Bunyard with a few allied subjects. That small exhibit was the pioneer exhibit of Irises at Chelsea. In later years the large Iris Gardens and groups of Irises at the Chelsea Shows also did much to increase public interest.

In the period just after the last war the raising of new Irises in the United States was going on apace, and new varieties were constantly coming on the market. Possibly the most outstanding ones at this time were LOS ANGELES and SAN FRANCISCO, and our well-known friend, Professor Sydney B. Mitchell, was concerned with the development of this fine group of Plicatas. Mr. G. L. Pilkington paid considerable care and attention to their growth in this country; so also did Mr. G. P. Baker, and both of them have staged excellent exhibits of American varieties from time to time. Unfortunately some of these varieties are not too well suited to ordinary cultivation in our climate.

During the past six years, owing to the war, we have not been able to obtain new varieties from the United States. There are one or two exceptions from which Iris lovers in this country will profit greatly by being able to see, very shortly, some of the finest American seedlings. During the recent war years little has been done in the raising of new varieties in this country; but one or two stalwarts have carried on. Messrs. Spender and Long have given much time and practical thought to the subject and their introductions have aroused much interest. Canon Rollo Meyer has developed a race of self-coloured Irises of fine form, stature and reliability, and visitors who have been privileged to see them growing in his garden have been struck with their high quality.

I would like to mention another famous Iris lover, namely Mr. A. Perry, who, in past years, has introduced a number of fine

varieties, including G. P. BAKER, his large yellow, and the lovely hybrid MARGOT HOLMES, both of them Dykes' Medal winners.

It has been very interesting and gratifying to me to see, over a long period of years, the marked improvement in the quality of Irises and the increasing interest which they have aroused. For every one person who grew Irises 50 years ago, there are now perhaps a hundred. Flowers which were considered of outstanding merit 25 years ago are now far surpassed in quality by the American varieties and our own. In gardens throughout the country Irises give magnificent displays and, during the height of the season, provide a glory which can hardly be equalled by any other flower. This great progress has been achieved by the work of the pioneers to whom I have referred and by the persistent efforts of hybridizers and other enthusiasts on both sides of the Atlantic who have worked together on a most fascinating horticultural pastime. We are grateful to them all.\*

AN AMERICAN SLANT—*August 1924*. I was fortunate enough to have some delightful garden visits this spring and secured descriptions of about two hundred varieties, most of which were entirely new to me. Not unnaturally I was rather bewildered and overcome and as yet I have not studied my notes sufficiently for a detailed report. In every garden I found one or more seedlings of high quality and outstanding merit, rarely things that would supersede our introduced novelties, but frequently things that would extend the range of color, or height, or time of bloom. Knowing of their existence would not prevent my buying introduced things to any extent, but I do look forward to getting some of them in the future. Generally speaking the Wallace introductions were of high quality individually, but very frequently not outstanding as novel in color and habit. On the other hand the Cayeux things, at least as young plants, would not rate over 9 perhaps, but were sufficiently outstanding to be remembered. It is rather interesting to consider the lists as a whole and attempt to trace tendencies. Mr. Wallace seems to have a predilection for lavender selfs and bicolors whether they were originated by Foster, Bliss, or Hort. M. Denis has a more catholic taste though despite Mlle. Schwartz, Mme. Durrand, J. B. Dumas, and others he seems to have centered his interest upon blended plicatas for a period. Mr. Bliss also has specialized in plicatas, clear colored ones, though one finds

---

\*From the Iris Year Book, 1945

many pallidas, some variegatas, and of course, the Dominion race. This last is his most outstanding achievement without question, although Citronella may prove as fine a parent as Dominion. Sir Arthur Hort and George Yeld as represented by the Wallace introductions have concentrated their efforts much more than is actually probable. One cannot imagine a breeder growing only things like Lord of June or Hermione, Queen Elinor or Oporto, good as they are. I have seen samples at least of many of the Perry things. They seem to lack perfection of form and substance in general, often the color combinations do not appeal to me, but I do not know them well enough to draw broad conclusions.

In the introductions of Vilmorin and Cayeux there is little personality, good or fine things are marketed after thorough testing and almost invariably they prove real additions to the garden. Goos and Koenemann are also impersonal, but vigorous growth is emphasized and there is little imagination shown in the selection of colors.

The firms of C. G. Whitelegg & Co., and the Orpington Nurseries are too new to reveal their characteristics. They introduce things from Mr. Bliss and from Mr. Dykes. The latter shows a decided preference for varieties of botanical interest, or of unusual origin and they are still too new to be judged on garden effect. Silver Mist I find charming, but Aphrodite and others I reserve for further consideration.

In this country Mr. Farr is outstanding both as a breeder and grower. His first productions were contemporaries of Caterina and Mrs. Alan Gray and that they still merit a place in the garden is sufficient praise. With the exception of a few oddities they are distinctly garden varieties and the fact that so many are types suited for use in the classification suggests their importance and wide distribution.

I think Mr. Fryer himself would acknowledge that a number of his introductions were a mistake, but recently he has set a higher standard and few collections should be without W. J. Fryer and others of his best. Vigor and strength under Minnesota conditions have characterized his varieties.

Mrs. McKinney and Mrs. Cleveland are interested in garden effects, neither have introduced many things and among them are some delightful soft colorings. Bobbink & Atkins have followed

in the footsteps of Goos & Koenemann as to vigor but the colorings are less striking.

I think I agree with Mr. Bliss in considering Miss Sturtevant's seedlings on the whole distinctive in color. Some are vigorous, some not, some large, some not, but with the exception of the yellow selfs headed by Shekinah there is a marked small number of the common pallida, plicata, and variegata types. One may dislike these blended colors, but one rarely mistakes one of her varieties when once grown, for something else.

Shull, Morrison, Hall, Williamson, and many others are still but little represented in the lists. They have introduced some varieties of highest quality and among the seedlings of Mr. Wareham, Dr. Ayres, Mr. Phillips, Mrs. Emigholz, to mention only a few from Cincinnati, are equally fine things for the future. In average high quality Mr. Wareham clearly stands first but as yet has not developed a wide range of colors.

On the western coast, growers are handicapped by their ideal climate. Their productions may or may not thrive in our gardens. I am thankful that they do thrive in mine. SAN GABRIEL is a beauty, and I have spoken often of the late Mr. Mohr's wonderful things that are now being introduced by Campos Altos Gardens. They show interest and variety of habit and color.

Mr. Weed introduced his first set last year and they bloomed well this spring in my garden. AZURE GLOW is too close to BLUE JAY, but the others rank with CAYEUX introductions and things like CAPORAL, ELBERON, etc. I expect to like them even better in a mass.

All this is a series of impressions, which, put together, serve more or less as a screen through which I look at the new offerings of each grower, some are rosy-hued, others darkened by clouds of past indiscretions.

**THE WORK OF THE SOCIETY—*January 1924.*** The American Iris Society was organized January 29, 1920, to promote the culture and improvement of the IRIS and to serve as a central authoritative bureau of information on all phases of IRIS interest. Anyone interested in IRISES is eligible to membership upon payment of the \$3.00 dues and any five or more members may obtain cooperation in an exhibit. This policy alone has increased our membership from 250 to over 750 in our fourth year and has made it possible to stage over forty IRIS Exhibitions throughout the country. In many cases these exhibitions were the first Flower Shows in

their respective cities and we have, therefore, done even more for horticulture than for IRISES.

In 1920 there were a few books of a botanical nature dealing with IRISES and a few articles in current magazines. From March, 1920 to December 1923 the Society supplied *The Flower Grower* with one or two pages or IRIS notes each month and there have been occasional articles in almost all the other garden magazines as well. In June, 1920, we issued our first Bulletin, a pamphlet of some twenty pages, this is our tenth.

In addition we have published a pamphlet on Exhibition Policy and Management and 5 x 3 Data cards for the official description of varieties. "LES IRIS CULTIVES" the Report of the 1st International Iris Conference is also available.

We have established cooperative Trial Plantings of BEARDED IRISES at the New York Botanical Garden and at Cornell University, Ithaca, N. Y., and of BEARDLESS IRISES at the Brooklyn Botanic Garden. Our members have been forward in public plantings at Columbus, Nashville, Louisville, St. Louis, Memphis, Richmond, Kansas City and many smaller communities.

We have developed a bureau for the registration of the names of new varieties and have been foremost in the development of an International Committee to deal with this problem. This together with the publication of over 300 standard descriptions tends to regulate nomenclature and prevent confusion while the Symposium and score card set a high standard for future introductions.

This briefly has been the work of the Society in its first four years of existence and there is still work to be done that merits the cooperation of everyone interested in the perennial garden.

R. S. STURTEVANT, *Secretary*.

PRESIDENT'S REPORT 1929—*John C. Wister*. The American Iris Society was organized on January 29, 1920, and as it has now completed its tenth year, it seems well to incorporate in this annual report for the year 1929, a short history of the Society. Therefore I wish to refer briefly to its many accomplishments, and alas also to its many disappointments. The former make us all proud and give us courage to proceed. The latter warn us that a society such as ours is at its best a struggling organization, dependent on voluntary workers who are already overbusy with family and business duties.

Ten years have seen the accomplishment of many of the im-

portant pieces of work, the need for which was apparent and the demand for which indeed led to the formation of the Society. To paraphrase Mr. Sturtevant's early appeal for members, it can now be said that the society has become and is a forum where garden discussion does center upon Iris.

We have published in the ten-year period 33 Bulletins and have made available to our members over a dozen other pamphlets and booklets that might not have been published without our moral or financial support. These publications have brought not only to our own 1,200 members in forty-four states and twelve foreign countries, but also through public libraries, agricultural colleges and through republication in the gardening press, trade papers, newspapers, etc., to tens of thousands of non-members in all parts of the world, authoritative information on Iris growing and opportunity for friendly interchange of ideas.

To make this clearer, let me paraphrase article II of the original Constitution and article II of the new By-Laws by saying we have promoted the culture and improvement of the Iris by (a) Test and Exhibition gardens, libraries, photographs, lantern slides; (b) collection, compilation and publication of data concerning the history, classification, breeding, cultivation and exhibition of Iris; (c) exhibitions and formal visits to gardens; (d) promotion and support of scientific research.

Most of the above activities were proposed at the organization meeting in New York and many thought them overambitious for a new society. Therefore, we are justly proud that they have been carried out so well.

The Society has grown faster than any of the sixty organizers dared dream. The Bulletins and membership lists have made it possible for even the geographically isolated gardener, who could not attend meetings, to feel that he was a real part of the Society and to get in touch with Iris enthusiasts no matter how far away they might live. Perhaps it would not be too much to say that there are no longer any isolated Iris growers, for the formerly isolated ones have been able to make acquaintances wherever they wished all over the Iris world. Those attending the annual meeting or any of the dozen or more yearly exhibitions and garden visits have made hundreds of such acquaintanceships and dozens of close friendships. For such a widely scattered membership the attendance at annual meetings has been remarkable. These meetings



have been held not in the geographical center of the country, but in that great rectangle (bounded by Ithaca, N. Y., and Freeport, Illinois, on the north, and Washington, D. C., and Cincinnati, Ohio, on the south) which is the real center of our membership. The attendance has ranged from 25 to 150 persons, and at every meeting there have been members from many different states and sections of the country as far apart as Alabama, Oregon and the Province of Quebec.

The condition of Iris nomenclature prior to 1920 was deplorably chaotic. Through our test gardens and exhibitions, and our check lists, classification and standardized descriptions, BEARDED IRIS nomenclature today is practically free of past confusions and is uniform in all Iris growing countries. Progress with the nomenclature of BEARDLESS and BULBOUS IRIS has been slower and much yet remains to be done, but conditions have been vastly improved.

The quality of the Irises in general cultivation in 1920 was much higher than in 1900 or 1910. It was the improvement of the flower that led to its greater popularity, which in turn led to the organization of our Society. But the influence of the Society vastly speeded up Iris breeding. Breeders for the first time could learn what was being done elsewhere and could bring their seedlings to exhibitions and test gardens. The Society has a right to be proud of its share in this improvement. Perhaps also it has prevented the introduction of unworthy varieties, but I fear that most of our pleas for conservatism in placing new kinds on the market has fallen upon deaf ears. The breeder who would not listen to the Society is now being forced to listen to public opinion expressed in failing confidence and fewer purchases. This has driven originators and dealers both to a drastic cutting of prices so that few have made any money in the Iris business. Some of those who thought they saw large profits ahead are no longer in the business. Let us hope the way is clear for more conservative and more profitable business in the future.

## NEWS TO AN ENGLISH FRIEND FROM JUNIUS FISHBURN

I like to think of irises in terms of the men and women who have created them. I've visited most of the hybridizers' gardens and have enjoyed knowing the people themselves as much as I've enjoyed the flowers. The war has not interfered, except to a very slight degree, with hybridizing progress in this country. Most of the hybridizers have been beyond the age of military service and have gone ahead steadily with their work. There are a startlingly large number of people at work in iris hybridizing here; not too many, for the more the merrier! But there have been *too many* introductions—frequently rushed onto the market before thorough trial and at prices entirely too high. A few of our best hybridizers are insisting on seeing their new seedlings for three or four years before introduction,—on building a good stock, and on releasing them at reasonable prices. Would that more of them would see the wisdom of this course!

Just as we got into the war in 1941, the American Iris Society instituted a hybridizer's medal—to be awarded for general excellence in this field. We realized that we would have to make multiple awards annually for several years and that, at first, many of the awards would go for past, instead of current, hybridizing work. In time we'll reach the point where we can make only one award a year; perhaps we are nearly at that point now. As a starter, therefore, here's the story of these awards for the past four years:—

In 1941, the medal was given to both the Sasses, Dr. Ayres, Colonel Nicholls, and Dr. Mitchell. Of this group, only the Sasses are strongly in the limelight today, and this rather because of the work of Henry Sass, Jake's son. Dr. Ayres has been ill for many years and has just about dropped out of the iris picture. Dr. Mitchell has done little or nothing since the introduction of his fine Fair Elaine except to work with *plicatas*—trying to get the yellow strain developed into larger flowers which would grow well in California. A group of eight from this *plicata* breeding are being introduced this year; I have seen none of them, but have heard good reports on them and they should be interesting. Colonel Nicholls, creator of the excellent RED VALOR and other fine things, has not

been well in recent years and has been unable to get any help in his garden; consequently, he has spent more time on his chief love, peonies, than on iris. He has written me in effect that he is through with iris. However, two fine seedlings which I've been growing for several years, BLUE GLOW and BLACK BANNER, received H.C.'s this year, and this may serve to renew his interest.

As to the Sasses, their record has been astounding over a long period of years. During the war there has been a period of relative inactivity at the Sasses. In spite of this, fine SASS irises continue to dominate the American iris picture. Any list of 100 Best American Iris would have to include some fifteen to twenty from the Sasses. PRAIRIE SUNSET has been at the top a long time; they've grown many PRAIRIE SUNSET seedlings of which SUNSET SERENADE (A.M. this year) seems best. The YELLOW PLICATAS have been peculiarly their own field—first, the SIEGFRIED-TIFFANY group; then the RUTH POLLOCK-BALMUNG group; later, ROSE TOP, CORITICA, and PEACHBLOW. Most of our yellow ground PLICATAS in America go back directly to some of these. In the white ground PLICATAS, two of our best are from the Sasses, BLUE SHIMMER, and MINNIE COLQUITT (both A.M.) They have fine whites, ALBA SUPERBA being the largest and handsomest, although a poor grower with me. They've made a real contribution in the pink range,—FLORA ZENOR one of the first with a tangerine beard and one which makes a showy garden clump although the flowers are small; and MANYUSYA (40-349), a grand orchid pink from NOWETA. SOLID MAHOGANY in the red group has attracted a lot of attention. And they have some fine things in the yellow field:—OLA KALA, a very deep yellow and very flaring, which led the A.M. balloting this year; MOONLIGHT MADONNA, a considerably improved ELSA SASS in lemon tones; and GOLDEN FLEECE, a yellow and white creation with a golden throat, from plicata breeding (Siegfried).

They have some fine numbered things coming along: 42-50 (a better Golden Fleece); 44-22 and 44-39 (promising pinks); 40-311, a unique ruffled yellow blend; and 36-41, a very fine medium-sized, near-variagata from PRAIRIE SUNSET and GARDEN FLAME. With Henry Sass in charge and with renewed activity from now on, it looks as though we'll be growing fine SASS iris for a long time to come.

In 1942, the medals went to Messrs. Clarence White and L. Merton Gage. Mr. Gage, now quite elderly, has not been very active

in recent years; I know of no fine new iris from his garden. His best iris is GLORIOLE, which would have been a far better Dykes choice than his ROSY WINGS. Mr. White received the medal largely in recognition of his unique work with "oncos", although he has many fine tall-bearded iris to his credit. Unfortunately, neither group of Southern California iris will grow well in Virginia, and consequently, I have almost given up on them. Southern California is one of our most active iris centers—a great many hybridizers, and a great many active A.I.S. members. But their things grow best at home; the line of breeding there doesn't produce many hardy varieties. So what I've said of White's things also applies to those of Milliken. In 1939 I had a fine look at many gorgeous Southern California things, and I've regretted keenly their poor showing here. These things have generally grown better in England than in Eastern or Middle-Western United States. Perhaps you can try some of them; if some like Mr. White's Noel or Mr. Milliken's Mountain Sky or Dixie Sunshine or China Lady or Fort Knox would be reasonably hardy with you, you would enjoy them immensely. I'll see that you get some of them for trial next year.

In 1943, the medals went to Loomis, Salbach and Essig. Dr. Loomis is an outstanding amateur hybridizer, still at work in his quiet way. His Wm. Mohr seedling, Elmohr, won the Dykes medal in a walk this year; his seashell pinks started a new craze for pink breeding. Spindrift and V-20 are two of the best from Loomis in this new pink range. Red Amber from Loomis also makes a fine rosy-toned garden clump.

California iris from the San Francisco area, principally from Salbach and Essig, grow far better in the Eastern United States than those from Southern California. Salbach, now quite elderly and with the whole responsibility for his business since the tragic death of his son in 1939, is not as active in hybridizing as he was earlier when Edward was assuming the business worries, but he has produced some grand iris. Of the older ones Golden Majesty, Deep Velvet, California Peach, and Berkeley Gold are my favorites. I don't know several of his most recent ones, such as Gay Senorita (H.M. this year) and Sultans Robe, but his outstanding recent achievement is Lady Mohr, a very unique oyster white and chartreuse seedling with some Wm. Mohr background. This one is really different and fine!

Dr. Essig, producer of many fine blues, whites, and yellows in

past years, has continued his breeding steadily but has had very few introductions during the war. Mrs. Nesmith introduced his Sousun this year, a lovely light lemon yellow which makes a glorious garden clump. I've grown many of his un-introduced seedlings, and I like six of them particularly and have hopes all will be introduced; two yellows, Golden Morn and Easter Gold; one still lighter yellow, California Madonna; and two creams, Mission Madonna and Sierra Primrose. He is sending me some more for trial this year, and I hope you will see them next year. His things grow well here and really have that hard-to-define "garden value."



*Dr. Henry Lee Grant, H.M., A.I.S., 1944, with Jasmine (Grant).  
Photo by G. Douglas*

In 1944, we got a little more current in our awards, giving them to Dr. Grant, Dave Hall, and Dr. Kleinsorge. Dr. Grant has been quite ill in recent years; this year he could only see his iris from a wheel-chair. But he seems quite interested in continuing his

hybridizing, and his wife is an immense help to him with the garden. White Wedgewood, one of his best, is a lovely blue white in the White City class, but far finer, I think. He has two grand yellows in Pot-O-Gold and Jasmine, a fine red in Display, and a lovely pink blend in Coral Mist. Another red, Resolute, un-introduced, has seemed to have better color but is a poor grower. Four other un-introduced ones are promising: Golden Epaulet in the light yellow class; Pensive, a fine light blue; Frank Drake, a cream; and Mt. Blanc, an excellent white!

Dave Hall's recent work was pretty well covered in the article I wrote for the English Bulletin, a copy of which I sent you with my last letter. He has done outstanding work in many color fields and has a great many fine things to his credit. A few of them are Nightfall, The Admiral, Tapestry Rose, Sunshine, Mandalay, Fire-cracker, Bandmaster, and Remembrance. You'd like all of these. Overture and Dream Girl from 1942 were real pink breaks; his '44 ones are better: Cherie, Hit Parade, Courtier, etc. By 1946, he should have *the* pinks; he is already well in front in pink breeding. Chantilly, Premier Peach, and Fantasy are fine by-products in off-pink tones from his pink breeding. Golden Russet, the largest flower I've ever grown and withal, of fine shape and thoroughly attractive, is in his Nightingale range and should prove to be one of his best. He has some pretty good reds coming along, too. I'm accused of being partial to his things, but they grow well here, and I've seen higher average quality in his seedlings year after year than anywhere else I go. He has had a few duds, but far fewer than most hybridizers.

With Dave Hall near the top of the hybridizing heap is Dr. Kleinsorge—with a lot of remarkably fine color breaks and all-round good things. Color, Color, color comes from this Oregon hybridizer—tans, browns, red blends, pink blends, with some yellows and some Wm. Mohr seedlings thrown in for good measure. Among his many fine ones are Daybreak, runner up for the Dykes this year; a whole range from a deep glistening brown in Tobacco Road through Fortune, an old gold yellow, to Chamois, very ruffled and husky; a real top-notch in Bryce Canyon, a glowing reddish brown; then a henna red in Auburn; a fine blend in Cascade Splendor; another grand pink blend in Alpine Glow; two handsome near-variagatas in Gypsy and Black and Gold; a lovely red in Ranger; and a nearly topnotch yellow in Goldbeater. All these

are well established in my garden, and I'm particularly proud of this group. I want you to see them next spring. It's true that I'm a little tired of blends and new colors and am drifting back in my preferences to clear colors, light blues, pale yellows, creams, etc., but these from the Oregon Doctor have to be recognized as near the top of the best American iris.

When the Directors begin thinking about the Hybridizers' medal or medals for 1945, we shall have to consider at least all of these: Paul Cook, Geddes Douglas, Lapham, Kenneth Smith, Mrs. Whiting, and Bob Schriener. So at least a little about each of these in turn:

Paul Cook is one of our most careful and trustworthy hybridizers; I would buy anything introduced by him without seeing it. He tests every promising seedling at least three or four years before introduction. I know of only one possible mistake he has made in recent years—I don't like his Lancaster, a big pink blend; it is much too coarse to suit me. I was present, however, when one noted iris society judge urged him to introduce it in preference to a neater, smaller, smoother, sister seedling—53-37—on the ground that the buyers like the big ones. Cook has some fine reds—Flamely and Action Front on the brownish red side; Capt. Wells, a trim, flaring, reddish purple; and Redward, to my eye, the reddest of the lot and very fine—all these, I believe, coming from E. B. Williamson breeding. From the Sable line he has Indiana Night, a fine dark blue purple. He has two fine pink blends in Majenica and Pink Reflection, and two fine orchid or lavender pinks in Dreamcastle and Harriet Thoreau. Worthington is a rosy-red bi-color which makes a fine garden clump. Copper Rose is a fine copper and reddish blend. Most of these date back to about 1939 for the first blooming and have been introduced gradually through 1944. I haven't seen his '45 introduction, Three Cheers, a taller Amigo type. Nor have I seen many of his seedlings from more recent crosses, but I understand from Geddes Douglas that in reds, pinks, and blends he has some very fine things.

I didn't care for many of Geddes Douglas' earlier introductions, despite the fact that many of them received awards, but recently he has had some most excellent things. I consider Extravaganza probably his best, a very handsome amoena, reddish falls, and almost white standards. His white, Sharkskin, is one of our very best all-round whites, and another, Northman, is almost as good.

He has a fine yellow in Etoile D'or, and apparently three excellent things in Nancy Hardison, a pink blend, Red Majesty, a red, and Copper Glow, a coppery blend, none of which I've seen. I have seen a lovely ruffled cream, Amandine, scheduled for early introduction, and like it a lot. Chicory Blue is one of our loveliest medium blues but hasn't clicked because it is an erratic grower. Dividend is an interesting very late yellow of unusual form which I have not yet seen grown properly. Geddes is a real student of breeding lines, is young and enthusiastic, and should go far.

While writing of Nashville iris, I should cover three other breeders there. Our President, Jesse Wills, likewise bids fair to carry on the Nashville iris tradition in the grand manner. His Chivalry, a gorgeous medium blue, is the best first introduction in iris history. It is probably the most sought-after iris in America today, and I predict that it is headed for a Dykes medal about 1947 or 1948. His second introduction is a lovely yellow blend, Carillon, which makes a nice garden clump but is not in the class with Chivalry. Three others of his have gotten H.C.'s:—Snow Crystal, a very lovely white and blue plicata with very light markings, probably not to be introduced because it is an erratic grower; Sundial, a yellow blend of the Fortune type which makes a fine garden clump; and Russet Wings, next to Chivalry, probably his best. Tournament, a rosy bi-color from Monadnock, is another fine seedling. He is careful and methodical in his breeding and is doing it on a big scale. He is certain to go places.

I don't believe you met Wentworth Caldwell, another younger breeder in Nashville. He has two fine introductions: Tishomingo, a handsome wisteria blue; and Sequatchie, a very colorful blend. Also ready for introduction, he has Cotillion, one of the best whites I've seen, St. Regis, a lovely pale blue, and Summertime, a yellow.

Rounding out the Nashville picture is Tom Williams, the old Dirt Dobber of Columbia Broadcasting fame. He has dropped out of commercial selling, because of his radio program, and isn't doing much hybridizing. But Jasper Agate, attributed to Mrs. Williams, is one of our finest reddish blends on the brown side, and Tom has just introduced Dinah Shore, an apricot blend, with a lot of radio promotion, so it is attracting lots of attention. Tom put out the last fine Kirkland seedling, Brown Thrasher, a few years ago, and I like it a great deal. It is much brighter and better than Copper Lustre.



Mr. Lapham recognizes no color except red and pink, but he has done very fine work in these two fields. He is very much of an enthusiastic amateur in his work, doesn't seem to care whether his things are introduced or not, and generously sends them around to his friends for trial. Red Gleam, Edward Lapham, and Wakarusa in the red range are his best recent introductions, and Hoosier Sunrise and L. Merton Gage are two fine pink blends. But he has many better reds among his seedlings. Of these, Lights On is the best one I've seen, and he has a whole range of pinks from Spindrift coming along. I haven't seen these, but I had favorable reports on them, and I have five of the best growing in my garden. I predict that he will give us some fine pinks to wind out his years of work in this color field.

I covered Kenneth Smith's fine recent work rather thoroughly in the manuscript for the Bulletin I sent you recently. His older Yellow Jewel, Caroline Burr, Lord Dongan, Stella Polaris, and Violet Symphony have been widely grown, as has his Pink Ruffles, a lovely, ruffled, late, intermediate orchid pink. The best of his more recent introductions are two fine light yellows: Elegans and Katy, Louise Blake, a rich Amigo type, and Lake George, a fine, flaring, medium blue. His best unintroduced seedling is Blue Valley, a large and lovely light blue, from Great Lakes x Lake George. He has a grand range of reddish blends from Matula and Orange Glow—the best of these are Roanoke, Fort Ticonderoga and Fall Days; also a whole flock of interesting plicatas, which I don't particularly like; and several very fine yellows, one of the best of these being Chinese Gold, a Spun Gold seedling. He is back in the middle of the hybridizing rink with a bang!

Mrs. Whiting has been doing fine work for several years. Living near the Sasses, she has used a lot of Sass iris in her breeding, with good results. This year she received five H.M.'s. Three Oaks and Tea Rose are similar, large, tall, pink blends which are very handsome. Garden Glory is a neat, trim, medium-sized red with fine color. Blue Rhythm is one of the very best blues I've seen, surpassed only by Helen MacGregor and Blue Valley. Rocket, a bright, deeply colored Naranja type, is a real knockout. I haven't been to her place for two or three years, so I don't know what she has coming along for later introduction; but she knows her irises, and she'll have good ones. We generally hear of Mrs.

Whiting, but Mr. Whiting is quite an iris person, too, and it's a grand team.

Bob Schriener, unfortunately, is off the beaten iris path, and his introductions are slow getting recognition for this reason. But he is another careful breeder who has put out uniformly fine things. From him we've gotten the best of our recent intermediates, unfortunately now being neglected. Then Winter Carnival is a fine white; Lothario is a fine, tall Amigo type; Mulberry Rose is one of his best. He had a striking range of plicatas in Gypsy Baron, Magic Carpet, and Lady of Shalott. Misty Gold, a Golden Fleece type of yellow and white, is very lovely, and there are some newer things I haven't seen, including Black Forest, reputed to be nearest black of any iris.

Now to New England for two of our Directors, Dr. Graves and Mr. McKee, both fine hybridizers.

Mr. McKee, our immediate past president, has been doing a moderate amount of hybridizing for twenty-five years and always has a few fine things coming along. Mary Vernon is our brightest and finest variagata blend. Francelia is one of our top-notch deep yellows. Among his seedlings this year were two particularly fine ones: Miogen, a very colorful seedling from his Miobelle; and Moontide, a handsome blended yellow.

Dr. Graves in Concord, New Hampshire, grows iris beautifully and has had some grand seedlings, particularly in blues and whites. His Snow Carnival makes one of the handsomest white clumps in the garden. His Franconia is supposed to be a more finished flower. I've seen it beautifully grown, but with me it has been erratic, where Snow Carnival has been thoroughly satisfactory year in and year out. And Thou is a good one in the White City class, a little more of a light blue than a white. Cloud Castle is a very handsome light blue, and Helen MacGregor, named for Mrs. Graves and not yet introduced, is the very loveliest light blue I've ever seen. Lady Boscawen and Admiral Nimitz are two very fine un-introduced whites, and Mrs. Jack is a lovely blend in peach and yellow tones. Doctor's gardener, Edward Watkins, is as intelligent and as enthusiastic about hybridizing as is the Doctor himself, and they will continue to delight us with fine productions.

Mrs. Nesmith, whose fine commercial garden is the meeting ground for the many New England iris enthusiasts, has subordinated her iris hybridizing to that of daylilies, in which field she is

near the top, and also to her position of introducer for many excellent hybridizers in Nashville, New England, and elsewhere. But she has had some fine things; currently, her best are in the new pink range: Azalea, Exquisite, and a number of numbered seedlings, none of which I've seen.


Our Editor, Fred Cassebeer, has been too busy with various war jobs to do much with his seedlings, but he has had three sound introductions: Orange Glow, a brighter, better Radiant; Jewelite, which makes a fine pink mass in the garden; and Golden Spangle, a satisfactory Golden Fleece type. His Royal Diadem received an H.C. this year: it is a variegata blend with lovely rose-red falls which are very colorful in a low sun. He also has a range of blues from Great Lakes and Cybele, all with fine substance and good color and some with very flaring falls. The best three of these are Pirouette, Blauvelt, and Tappan.

Mr. Carpenter, in Kentucky, has put out a number of reputedly fine things in recent years, most of which I have missed seeing. However, Silver Lustre in the light lavender class makes a very fine garden clump, and Joy is just about our brightest and best late intermediate, almost a table iris.

I covered Orville Fay's fine work in my article for the Bulletin. His 1945 introductions are Katherine Fay, a fine, sturdy, hardy white, and Lake Breeze, a lovely ruffled, light blue. Of his un-introduced seedlings, four received H.C.'s this year. New Snow, a lovely, fine, ruffled Snowflurry seedling, may be the best white I've ever seen. Pink Cameo is a nice pink from breeding similar to that of Dave Hall's best pinks and is in a class with them. There are other fine pinks, several fine blues ranging from very light to very deep, and quite a number of most excellent creams and yellows in his garden—an astounding display of fine things from a relative newcomer.

Fred de Forest, in Oregon, is another important newcomer, though he puts out too many blends. Probably his best is Casa Morena, which competes with Bryce Canyon in the new reddish brown range. Tiffanja is the best yellow plicata I know for garden use; it is large, tall, and not too dark in color. Three Sisters, with cream standards and reddish purple falls, is a fine near-amoena which hasn't gotten the recognition it deserves. Copper River is one of the best coppery blends I've seen, and Chief Poking Fire is one of the best brown reds. Lake Shannon is reported to

be one of the best new blues. Lori May makes a fine pink garden mass. Sonrisa is one of the best pink blends from Prairie Sunset. He has other good plicatas, and browns, and blends. Among the



*Shishaldin (De Forest), at Fairmount Gardens.*

*Photo by F. W. Cassebeer*

latter, two of the most striking are Fortune's Favor and Shishaldin. Like his fellow Oregon hybridizer, Dr. Kleinsorge, he has emphasized *color*, particularly blended color, in his breeding work. I do wish some more of these skillful hybridizers would work on the older clear colors, as Essig, for instance, is doing; but it is hard to deny the appeal which these new colors have.

Also in the Pacific Northwest, Mr. Alexander Maxwell began last year introducing some fine new iris from three hybridizers—Mr. Norton, Mr. Nelson and himself. The ones I've seen from

this group are of very high quality. Show Girl (Nelson) is the pinkest—here again a Prairie Sunset seedling. Rajah Brooke is a beautifully finished near-variagata. The Capitol is a handsome white with an orange, rather than a yellow, throat. I hear that Sylvia Murray is a beautifully branched and lovely new light blue. I've missed this one. I didn't care much for either Dress Parade, a poorer version of Rajah Brooke, or Fashion Plate, a cold orchid pink with a yellow edging on the falls. However, all in all, this group seems off to a good start.

One Chester W. Tompkins in Sioux City, Iowa, is growing a tremendous number of new seedlings, bred from fine things: 12,000 were planted out this year! Mrs. Whiting reports to me that two of his blends, Cape Bon and Honeyflow, one yellow, Coronado, and one white, Ave Maria, are exceptionally fine; and she is a sound judge! Also in Sioux City is Mr. W. S. Snyder who has been putting out a good many things. His Bright Melody seems to me to be the best of these, and Alza Hola, which he likes a lot, seems to me to be a floppy dud. He has put out a new red, Dreamland, at \$50.00! I haven't seen it, and reports on it have been mixed. Between Snyder and Tompkins, however, Sioux City seems likely to join the nearby Omaha and Mapleton in a tri-city iris center of real importance.

Now a few notes on some less active hybridizers. Great Lakes (Cousins) is the only iris I know from this Canadian hybridizer, but it won a well-deserved Dykes Medal and seems among the all-time great iris. Likewise, Glutzbeck has produced nothing fine to my knowledge since Spun Gold, another outstanding Dykes winner. Mrs. Patterson's fine Quality Garden is out of the picture—to our great loss. But a fine introduction of hers, Azure Skies, continues to show up splendidly in all our voting; individually, the blooms or stalks are not startling, but it makes as fine a garden clump of light blue as I ever saw. Bill Kellogg has been hard at work in a war plant, and little has been heard of his garden or hybridizing. It is to be hoped that with the end of the war the Kelloggs will be back in the iris picture; his Copper Pink is one of our pinkest and best pink blends. I've heard little of Wareham's iris in recent years. His Vision Fugitive, in the cream class, was very fine in New England this year; his very colorful blend, Java Sky, has seemed to me to be overpriced and overrated (Geddes

Douglas thinks it is fine and has been underrated!). I dislike its form.

Snowflurry, the only introduction from Miss Rees, has some faults but is one of our loveliest blue whites. A few things continue to come from the Washington garden. Desert Moon, a ruffled, late, light yellow, is quite good, and I understand that Blue Crown is a nice blue bi-color. Leilani has attracted much attention; stock is scarce, and it is much sought after. It is a startling orange pink in color, but I don't like the lines on the falls. I much prefer some of the things from Hall and Fay. Mary Williamson has put out very little, preferring to introduce Paul Cook's things; but her Master Charles, approximately in the class with Deep Velvet, is tops.

Quite a group of New England people, in addition to McKee, Graves, and Mrs. Nesmith, are hybridizing. Mrs. Tobie in Maine has a few fine things—Reveille, a pale pink of fine form, and two fine dark purples, Down East and Purple Heart. Mrs. Lowry has brought out a nice white this year, Mount Hermon; and Mr. Knowlton introduced this year the most pleasing plicata I know, Suzette.

I've mentioned more than forty hybridizers in this rambling review. This is by no means all; the woods are full of others, some of whom, four or five years from now, may be near the top. Can you wonder that there is such a flood of good new iris in this country and that we are making such rapid progress?

---

## REPORT OF THE SLIDES COMMITTEE

**MIRIAM E. COREY, Chairman, 707 Pearl St., Reading, Mass.**

The slide collections were sent to sixteen individuals in fifteen states, viz. Massachusetts, New York, New Jersey, North Carolina, Georgia, Tennessee, Louisiana, Oklahoma, Texas (2), Missouri, South Dakota Nevada, California, Illinois, and Ohio.

We owe deep thanks to Mrs. Charles F. Johnson, Johnson City, N. Y., for her gift of \$20.00, and to our photographers, Mr. Percy Merry and Mr. Paul Genereau who took the kodachromes for the Mass. Horticultural Society at our show.

The balance on hand, as of Jan. 7, 1946, is \$133.51.

We would appreciate even more cooperation among the members both in publicity as to the use of slides (one of the best lures for new members) and in the contribution of either pictures or slides for our collections.

## 1945 REPORTS

### *Report of the President, JESSE E. WILLS*

Another year has drawn to its close and it is time to make another annual report, looking back over the accomplishments of the past twelve months and again casting hopefully into the future.

The past year has been a very exciting and momentous one in the world at large. It has been marked by the successful conclusion of two wars; V.E. Day coming during the Nashville Iris season and then V.J. Day coming in the late summer. The year ahead will be a troubled one in many respects, as a glance at any newspaper will show, but at least it will be a year of relative peace during which we can seek refreshment in our Iris hobby with hearts less divided and minds less uneasy.

Despite the war interest in Irises waxed mightily during the past year; dealers reported phenomenal sales; many fine new seedlings were produced by our numerous breeders; the membership in our Society climbed considerably again over the fine increase already registered in 1944. For a number of years previously membership had stayed static at a little over 1,000, and had even dropped a little between 1942 and 1943. It jumped, however, from 1,054 in 1943 to 1,234 at the end of 1944, and Mr. Watkins' last report, which appears in this Bulletin, shows that we closed the year with a total of all classes of 1,366, the highest in our history. We are generally and rightfully considered one of, if not the strongest of the independent flower societies, and every good gain in membership adds to our strength and our ability to do more for our members and for the advancement of Iris growing. Let us hope, therefore, that the first year of peace will be marked by an even greater gain than has characterized the last two years of war.

Our financial situation continues excellent, as will be seen from a perusal of Mr. Lapham's report, which also appears in this Bulletin. It will be noted that our surplus of receipts over expenditures was \$1,923.87.

The officers and directors, while gratified over results accomplished last year, feel that much more can be done and are planning for a bigger and better Society in the more peaceful years ahead. Unfortunately, it was not considered possible to hold a directors meeting this past winter, but we have been carrying on a great deal of correspondence among ourselves, and we have several announcements to make that will be interesting to the membership.

First, as you will have already noted, the Bulletin has a new editor and assistant editor. Mr. Cassebeer, for whom the editorship had been an increasing burden for some time, advised us that he felt compelled to give it up and the directors finally accepted his resignation with great regret. Mr. Robert S. Sturtevant has been appointed to succeed him, with Mr. Geddes Douglas as assistant editor.

Before speaking of the new editors and their plans and hopes, I would like to pay tribute to the fine service Mr. Cassebeer gave the Society. He took

the Bulletin beginning with the April 1940 issue and kept it for six years. When the editorship was moved to New York from Washington and separated from the secretary's office it involved some handicaps in the way of working with the printers and handling correspondence. In addition to this, during the years of war Mr. Cassebeer held a very important position on a rationing board in New York which took a great part of his time in addition to that required by his own business. Despite these handicaps, however, he gave us Bulletins of very high quality, although he himself was never satisfied with them. Being editor is an onerous and rather thankless job, and most members would be surprised at the amount of work required in getting out even a single Bulletin. He was greatly helped during recent years by Miss Marcia Cowan, who acted as assistant editor. He succeeded in keeping the Bulletin going throughout the war with no reduction in size and with only slight changes in weight of paper and style of make up. I think the Society owes him a debt of gratitude. I am glad that he agreed to continue as director for another term, and hope he will be a frequent contributor to the Bulletin since he is no longer editor.

Mr. Sturtevant is a charter member and a life member of the Society. He was the original editor of the Bulletin and continued as such for about fifteen years, until he was succeeded by Mr. B. Y. Morrison who was in turn succeeded by Mr. Cassebeer. Those of our membership who go back to the early days and those newer ones who have had an opportunity to look through back Bulletins will agree that the Bulletins he produced were of very high quality. In those days Mr. Sturtevant was also a very interesting contributor. For a number of years his work and his travels as a landscape architect kept him somewhat out of touch with Iris developments, but during the last few seasons his interest has become keenly aroused again and he has had the opportunity in Nashville and in the East to see the newest varieties. He brings back to his position a wide range of knowledge, not only of all the Iris species, but of horticultural matters generally.

Mr. Douglas will be invaluable to him as his assistant. He is a fine student and judge of Irises; has a tremendous amount of enthusiasm and a world of energy; and has friends throughout all the regions of our membership with whom he is constantly in correspondence.

The new editors are very interested and very enthusiastic. This first Bulletin was delayed for reasons beyond their control as they were only officially informed that they were to take over shortly after the first of January. They hope hereafter to get and keep on schedule. They cannot get out good Bulletins by themselves, however. They will need the support and contributions of the membership, and I sincerely trust that they will get these.

During the past year Dr. L. F. Randolph, Cornell University, Ithaca, New York, was made chairman of the Scientific Committee. He has taken a great interest in this work and has chosen a strong, balanced committee to assist him, consisting of Prof. A. H. Sturtevant, of Caltech, Pasadena, California, Mr. Robert E. Allen, of New York, Mr. Paul Cook, of Bluffton, Indiana, and Mr. Geddes Douglas. This committee is very interested and very active, and is setting forth some of its proposed plans and projects in this Bulletin.



Dr. Randolph has given us some fine articles recently on Iris Chromosome Counts, Embryo Seed Culture, and Iris Genetics, the latter in cooperation with Prof. Sturtevant. There is a wide interest throughout the Society in the problems this committee proposes to study, and we hope that it too will have the cooperation of the membership at large.

There will be no change in the awards system for this year. The directors have decided, however, that the Symposium, which has been conducted for a number of years by Mr. Kenneth Smith, should be made a part of our awards system. It was felt that the late winter was a bad time for the judges to vote on Irises purely from memory, and that it would be better for the ballots to go out with the other awards ballots. This is being done this year, and the Symposium will appear in the summer or fall Bulletin. Mr. Smith has been made a member of the awards committee and tabulator for the Symposium. Opinions about the Symposium have varied, but we have felt that the majority of our members consider it a very valuable feature that supplements in a worthwhile way our awards and our ratings. As I mentioned a year ago, I have had the opportunity several times to look over the Symposium ballots and I have been impressed with the wide distribution of the judges who responded and with the care and fairness with which they made their evaluations.

It is very gratifying that it is possible this year to resume our annual meetings. We were delighted to accept the invitation of the New England group to meet there in June 6, 7, and 8. I had the pleasure of visiting New England this past June and discovered again that the region has a very fine and active membership and a wide variety of lovely gardens to be seen. Those who want to see the newest and latest varieties will have full opportunity to do so, those interested in landscaping will find both large and small gardens beautifully planted, and those who like to prow around in a seedling patch will have a number of places to go a hunting. Gasoline rationing is off; tire rationing is off (if you can get the tires); and the travel burden on the railroads should be lightened materially by June, so our first annual meeting since 1941 should be a grand and happy reunion. We hope by summer to be able to announce the location of the 1947 meeting, and possibly the one for 1948.

The present officers appreciate very much the honor of having been re-elected for another term. Some of us are getting a little restless, feeling that we have held our positions long enough, and there may be changes by 1947. This does not mean at all, however, that we are losing interest in the Society or in the Irises. We pledge our best efforts to advance both during the coming year, and are looking forward to seeing, getting acquainted with, and working with more of the membership.

### *Report of the Secretary, HOWARD R. WATKINS*

**Dec. 1, 1944—Dec. 15, 1945**

With the war over every indication points to a year of increased interest in iris during 1946 and growth in membership for the American Iris Society. Over 300 new 1946 members are enrolled already, and renewals of the old

members are coming in rapidly. All new members joining for, or during 1945, and all new 1946 to date have received a free copy of Bulletin No. 93. This gift has pleased the new members and has been an inducement to membership whenever known in advance of application.

Membership for 1945 reached the all-time high 1,366. On December 1, 1944 it was 1,234. The memberships were divided as follows among the different types offered:

Life .....	74
Sustaining .....	1
Triennial .....	143
Annual members (new).....	213
Annual members (renewal).....	935
Total annual members.....	<u>1,148</u>
 Total all classes.....	 1,366

The number of life members remains the same as last year, for although two annual members, Mr. J. H. Grinter of Independence, Missouri, and the Irisarians of Greater Grand Rapids, changed to life membership during the year, we lost two valued life members in 1945—Mrs. Lindsley Loring of Westwood, Massachusetts, and Miss Marian R. Case of Weston, Massachusetts. Notices of death have been received of seven of our annual members. All will be greatly missed.

Other losses in membership are 5 for whom no address can be learned, and 91 who failed to make any reply to letters or bills. Of these 91, 54, or more than half, had been members for 1944 only.

Bulletins are sent without charge to 25 free members and to 4 honorary members, increasing circulation to 1,395.

Memberships paid through this office to the Iris Society of England increased considerably during 1945, until they now number 41. This growth was due, apparently, to notices by letter and in the Bulletin stating the amount of the English dues, and the fact that they might be paid through this office. English members in A.I.S. totaled 27 for the year.

It is interesting to note that more Check Lists were sold in 1945 than in 1944—123 this year, as against 75 last. Sales of back Bulletins continue in good volume, and there is a scattering sale of miscellaneous iris literature and of Dykes on Iris. Income from these different sales will be reported by the Treasurer.

Some sales have been made each year through the Secretary's office of Ridgway's Color standards and Color Nomenclature. These sales bring no profit to the Society, but do save \$5.00 for the buyer, because he receives the full 20% discount allowed to A.I.S. by the publisher. A letter received from the printers within the month states that their last printing has been sold out, and they cannot say at the present time when a new run will be made. I am sorry that 'or the time-being I cannot help our members to obtain this valuable book.

## AMERICAN IRIS SOCIETY

### STATEMENT OF CASH RECEIPTS AND DISBURSEMENTS FOR THE YEAR ENDING NOVEMBER 30, 1945

#### SUMMARY

Balance—December 1, 1944.....	\$3,618.77
Add: Receipts as listed below.....	5,995.19
	_____
Total .....	\$9,613.96
Deduct: Disbursements as listed below.....	7,031.32
	_____
Balance—November 30, 1945.....	\$2,582.64

#### RECEIPTS:

Annual Memberships .....	\$4,078.30
Triennial Memberships .....	518.50
Sustaining Memberships .....	10.00
Life Memberships .....	100.00
English Society Memberships .....	141.90
Sales of "Dykes on Iris".....	25.20
Sales of Check Lists.....	409.00
Overpayments and Credits.....	6.05
Sales of Back Bulletins.....	314.03
Adv. Commercial Directory.....	15.00
Advertising .....	138.50
Sales of English Iris Society Bulletins .....	3.00
Interest on Bond .....	186.88
Interest on Savings Account.....	30.68
Postage .....	.65
Sales of miscellaneous publication on iris .....	10.50
Sale of membership list.....	7.00

TOTAL .....

---

\$5,995.19

#### DISBURSEMENTS:

##### Publishing Bulletins:

Editorial Services .....	\$ 400.00	
Printing, Mailing, Etc.....	2,112.08	\$2,512.08
Rent .....		228.00
Stenographic Services .....		600.00
Office Supplies, Postage, Etc.....		374.34

##### Committee Expenses:

Awards .....	\$ 151.55	
Slides .....	50.00	
Registration .....	57.39	258.94
Storage on Check Lists.....		16.00

English Iris Society.....	29.94	
Symposium .....	40.49	
Social Security (Mrs. Clark).....	6.50	
Exchange & Collections.....	5.03	
<b>TOTAL .....</b>	<b>\$4,071.32</b>	
Cost of 4 \$1000 "F" Bonds @ \$740 each.....	2,960.00	\$7,031.32

*AMERICAN IRIS SOCIETY*  
*Investments as of November 30, 1945*

<i>Description</i>	<i>Face Value</i>
The Cleveland Union Terminals Company:	
First mortgage sinking fund gold bond, 5½% series A, due April 1, 1972.....	\$1,000.00
Northern Pacific Railway Company:	
Refunding & improvement mortgage bond, 6%, due July 1, 2047.....	500.00
U. S. A. 2¾% Treasury Bonds due June 15, 1954/51.....	2,000.00
U. S. A. 3⅜% Treasury Bonds due June 15, 1949/46.....	1,500.00
<b>TOTAL .....</b>	<b>\$5,000.00</b>
	<i>Maturity Value</i>
4 U. S. Series "F" Bonds—1944 Purchase Price \$2,960.00.....	\$4,000.00
4 U. S. Series "F" Bonds—1945 Purchase Price \$2,960.00.....	\$4,000.00
	<b>\$5,920.00</b>

Note. These "F" Bonds mature in twelve years.

*E. G. Lapham, Treasurer.*

Note: The above listed bonds are in Safe Deposit Box No. 182 of St. Joseph Valley Bank, Elkhart, Ind. Checking and Savings Accounts are also there.

## REPORTS FROM THE REGIONAL VICE-PRESIDENTS

As Mr. Chowning assumes, Annual Reports are due in December and, as we hope to achieve an *on time* schedule for the Bulletins it seemed unwise to await further report. In general the reports consist largely of Varietal Comments of excellent quality which we have segregated for use elsewhere as space permits. Ed.

**Region 1.** *Wm. J. McKee.* New England reports much activity—a series of winter meetings, a Show, garden pilgrimages, and a most cordial invitation for the 1946 Annual Meeting.

The Committee on Garden Tours will include such of the following gardens

as time and season permit in a three-day schedule—all are within 100 miles of Boston and members will be welcomed at any time. The Kellogg Gardens, above Hartford, at No. Granby, Conn.; Mrs. Lowry, Mrs. Frain, Mr. Barker, and Mr. Knowlton are all practically in Newton; The Merrys at Needham, Mr. Gage in Natick, and Mr. Peck in Framingham; at Worcester are Mr. Butterworth, Mr. Carruth, and Mr. McKee. Others are a bit more scattered, Mr. Brown at Barre, Mr. Stone at Ashby, Mrs. Corey at Reading, Mr. Buttrick at Concord, Mrs. Jonson and Mrs. Shaw at Malden, Mrs. Nesmith at Lowell, Dr. Graves at Concord, N. H., and Mrs. Tobie at Portland, Me., and, unfortunately much later in season.

**Region 4.** *J. Marion Shull*, My visit to Three Oaks as reported in No. 98 was the gist of our activity.

**Region 6.** Owing to the illness of Mrs. Silas B. Waters we use brief notes from Robert K. McCormick of Columbus, Ohio. Despite an unseasonable temperature of 90 in March, the season was almost normal by early May. Owing to the war the Columbus Iris Society did not hold its biennial meeting indoors but accepted Mr. McCormick's generous invitations for May 13 and 20. AT DAWNING and MARAIN opened the season on May 2 and on June 8 there were still 16 of his 185 varieties in bloom.

Mrs. Silas B. Waters reports plans for a Regional Meeting this spring with Paul Cook, E. G. Lapham, and Charles Palmer cooperating under the Chairmanship of Don Waters, Elmore, Ohio. We hope also to find a suitable location for a Test garden.

A questionnaire brought fine response and will be reported in a forthcoming article "Forward Looking, Region 6." In addition we plan a Regional Symposium and have appointed State Chairman to further the cause, Don Waters, Paul Cook, and, for Michigan, Mrs. C. W. Naas.

**Region 7.** *Wm. Cahoon, Birmingham, Ala.* The season was three weeks early and for once a freeze did not catch the early blooms, though we had freakish performances. In Nashville the freeze was injurious.

Iris enthusiasts in Nashville held a mid-winter get-together at the Hotel Hermitage. The collection of slides from Mrs. Corey proved to be very interesting. The feature of the meeting was the colored movie entitled "Around the Seasons" showing the garden of Mr. Tom Williams, "The Old Dirt Dobber."

**Region 10.** *Frank E. Chowning, Little Rock, Arkansas.* The War, with resulting gasoline and tire rationing, practically put a stop to all but the most urgent traveling in the Southwest and with troop movements it was difficult to travel even an hour's journey. We are anticipating that 1946 will bring renewed contacts with enthusiasts and their gardens.

For a number of years, I had longed to visit Southern Louisiana while the native irises were in bloom and this past spring we had that pleasure. The Mary Swords DeBallion Louisiana Iris Society holds its annual meeting at Southwestern Louisiana Institute at Lafayette, La., about April 1, and there is a large planting of the natives.

This year there was a staff of photographers sent by the New York office of Twentieth Century Fox Studios to take technicolor pictures of the iris.

It is understood that these will be shown throughout the country as a 10 minute short and probably in the spring of 1946. You will find it of great interest and beauty.

We saw many beautiful and rare native species as well as seedlings produced by members of this Society. (Varietal notes held for future publication. Ed.)

**Region 11.** *Mrs. Mary F. Tharp, Payette, Idaho.* Much as we amateurs are criticised, one is not really getting the full measure of joy in growing iris unless one has tried his hand at hybridizing. The Nampa, Idaho, members include Miss Blakeslee and Mrs. Fox, both with seedlings of real interest. At Laramie, Wyoming, a bad snow June 21 seriously affected the normal mid-July blooms but Mrs. Maher sends good varietal comments. In Boise, Idaho, ELMOHR grew in all its glory.

We hope that you will bear in mind that we are too far away to know much of the Award varieties and need some solution for a more widely distributed selection of commendations.

**Region 15.** *Eric E. Nies, Calif.* Partly as a result of the annual Hollywood Garden Club Show, Southern California seems to have broken out into a rash of new irisarians. Our season was nearly perfect and though the Pogons provided the bulk of the display, the Apogons are receiving more and more interest. In fact I am enclosing notes on Sibericas from Mr. Girdlian, on the Louisiana Group from Mr. Fielding, and on the California Group from Mrs. Stuetzel, all these respond wonderfully well to breeding.

*Seeds of Iris douglasiana* are available to the first fifty members coming from East of the Rockies but a report on progress is desired.

The Southern California Iris Society Annual Meeting on June 9 was attended by over 70 enthusiasts including 14 A.I.S. judges. James N. Girdlian spoke on the desired characteristics of the "ultimate" iris, Tom Craig (a Life Magazine artist) reported on Mr. Mitchell's "Advance Guard" in plicatas, and Mr. Clarence White added a report of his experiment in decapping iris seed and germinating them in sphagnum moss. From his experience with a Hollywood photographer famous for imparting glamour to his subjects he finds that, due to the effect of Baby Spot Lights, heat, etc., it is just as necessary for an iris to have a "stand in" during the preliminary posing as it is for the human actors.

The Society is considering bearing the cost of kodachromes for about ten outstanding seedlings each year and "recognizing" the originators and their iris at the Annual Meeting. (Note the cuts of LARK SONG, SP. NIES, and Mr. Heller's seedlings. Ed.)

**Region 16.** *W. J. Moffatt, Hamilton, Ontario.* Much of my report is based on the results of a questionnaire to scattered members. (Others should note. Ed.) Throughout Canada March was unseasonably warm and followed by damaging weather in Quebec and northern Ontario; but apart from this the past season was one of the earliest, longest, and best we have ever had, with a greatly increased demand and interest in iris culture.

In London I visited Mr. Cousin's seedlings and Mr. Fleming's most artistic garden; in Stratford, Rev. W. T. Corcoran, Mr. E. Roper, Mr. H. Dufton;

in Ingersoll, at Surrehurst Farm, my friend William Miles had the finest array of seedlings I have ever seen in Canada.

In Toronto, Dr. E. Horne Craigie, Mrs. Bickle, and Mrs. Broddy all had seedlings worth my comment.

In British Columbia, Mr. Knud Christianson has, at Seanich Road, Victoria, probably the finest of our Canadian iris gardens and in the Maritime Provinces both Dr. William McDonald and Dr. James Bruce are hybridizing.

Before concluding my report I wish to emphasize two points which have come in response to my questionnaire; first, the insistent demand for more Amateur articles as in the May, 1944, Bulletin, and second, more notes on color in the garden as contributed by Mrs. Silas B. Waters. Finally I wish to thank the many who have co-operated by answering my questionnaire so helpfully.

---

## 1946 IRIS SHOWS

MRS. RALPH E. RICKER, 1516 Ross St., Sioux City, Iowa.

Chairman

**Atkinson, Nebr.** June 3 and 4. The 2nd Annual Show, preceded by heavy rain and hail.

Silver Medal. To Mrs. L. E. McDowell. (Greatest number of Prize Points.)

Bronze Medal. To Mrs. C. C. Raymer for a magnificent specimen of SNOW KING.

Check List. To Mrs. Joe Ballou for Most Comprehensive Exhibit.

*Mrs. Fred J. Jungman, Sec'y.*

**Boston, Mass.** May 25 and 26. In cooperation with the Mass. Horticultural Show, the New England Region held an exhibition at Horticultural Hall. The central feature was a garden gracefully planted by Paul Frost, Landscape Architect. All the plant material came from the garden of Miss Grace Sturtevant, dean of American iris breeders, in whose honor the garden was staged. A bird bath, in the form of a leaf held by a little boy (designed by Mrs. Herbert Fraser), overlooked the circular pool with its plantings of iris and other perennials.

The classes for both specimens and collection were well-filled and the non-competitive displays from L. Merton Gage and Mrs. Thomas Nesmith arranged against a gold background were most interesting.

Garden Club members were in charge of the arrangements, set in silver niches or on pedestals against silvered screens.

Silver Medal, A.I.S. To Mrs. Franklin P. Lowry of Newton.

Silver Medal, M.H.S. To Mrs. Franklin P. Lowry.

Bronze Medal, A.I.S. To Mr. Harold Knowlton of Auburndale.

Bronze Medal, M.H.S. To Mrs. Fred E. Shaw of Medford for the finest stalk, GLORIOLE.

Highly Commended, A.I.S. To Wm. J. McKee of Worcester, for a white seedling, No. 4210.

Silver Bowl. To Mrs. Charles Grover of Auburndale for the best arrangement.

Iris Check List. To Mrs. Elizabeth M. Macy of Quincy for special display.

The New England Region was awarded a Gold Medal Certificate by the M.H.S.

*Mrs. Percy I. Merriman, Chairman.*

**Hollywood, Calif.** April 21 and 22. The Sixth Annual Show of the Hollywood Garden Club. The very late, cold spring so retarded the growing season that the showing of the Spuria and Louisiana groups was very disappointing. In the Bearded classes there were splendid specimens.

Mrs. Ida M. Pattison and other members of the Societies gave valued and most appreciated help. The judges were—Mrs. Elsie Heimer, Mrs. Otto Stuetzel, Mrs. Margaret Cruise, and Mrs. Leonard B. Slosson. We owe them many thanks. Professionals judged the arrangement classes, the Merritt Gold Cup going to Mrs. Sarah McQuon of Altadena.

Merritt Gold Cup. For best specimen, Fort Knox. To Miss Elma Meiss, a newcomer from Gardena. She also received the Gold Seal Certificate, S.C.I.S., for the best stalk.

Silver Medal, A.I.S. To Mrs. G. F. Goes of Sherman Oaks.

Bronze Medal, A.I.S. To A. H. Heller of Altadena.

Membership. To E. E. Nies of Hollywood for an outstanding exhibit.

A pleasant feature was a gathering of the members for a picnic luncheon.

*Mrs. Florence I. Graves, Sec'y.*

**Kirkville, Mo.** Postponed to May 25. An interesting feature which attracted much attention was the display of some very promising seedlings by Dr. Lewis Clevenger and Mr. Ed Swain, Jr. Dr. Joseph R. Schirmer of St. Joseph was the judge.

Silver Medal. To Mrs. Walter H. Ryle. And also the Check List for Grand Canyon.

Bronze Medal. To Mrs. E. M. Baker in the arrangement classes.

*Mrs. W. H. Ryle, Sec'y., Kirkville Iris Society.*

**New Castle, Ind.** May 26 and 27. The Iris Garden Club.

Silver Medal. To Mrs. Arthur Clifton, and also a Check List.

Bronze Medal. To Mrs. Cleetis Wade of Anderson for a splendid stalk of

THE RED DOUGLAS.

Miss Mary Williamson, Judge.

*Mrs. Elmer Kidd, Chairman.*

**Pasadena, Calif.** April 28 and 29. In cooperation with the Pacific Rose Society in the Rose Bowl Assembly Rooms.

Bronze Medal. To Miss Elma Meiss, staging from her new collection of 1,400 varieties, and showing a magnificent stalk of SEA DEEP.

The judges were Mr. Eric Nies, Mrs. Wm. Ketcham, and Miss L. Council.

*Roy Fielding, Treas., S.C.I.S.*



**St. Joseph, Mo.** In conjunction with the Associated Garden Clubs.

Mid-West Cup. To IRIS GOLDEN TREASURE exhibited by Dr. H. W. Schirmer.

Silver Medal. To Mr. Byron Conley.

Bronze Medal. To Mrs. Frank H. Connor.

Check List. To Mrs. Elizabeth Mann.

The judge was Dr. Lewis Clevenger.

*Carl C. Schirmer, Sec'y.*

**Sioux City, Iowa.** May 28-29. In cooperation with the Sioux City Garden Club, and under the direction of Mrs. Ralph E. Ricker. The background was spring flowers and greens as a garden setting. A large mirror at one end added depth and beauty and especially to baskets of irises displayed on low tables. The show received excellent publicity both daily and in the trade territory. The season was at its height, the iris at their best.

Some of the outstanding varieties were PRAIRIE SUNSET, SNOW CARNIVAL, ELMOIR, VATICAN PURPLE, BRIGHT MELODY, DEEP VELVET, WINTER CARNIVAL, BLUE SHIMMER, GOLDEN MAJESTY, MISSOURI, GREAT LAKES, GRACE BALLARD, THREE OAKS, THE RED DOUGLAS, NIGHTFALL, RED VALOR, GOLDEN SPIKE, MOUNT WASHINGTON, TEA ROSE, THE ADMIRAL, VEISHA, GRAND CANYON, MATTERHORN, CONCERTO, FAIR ELAINE and MARY E. NICHOLS.

The Sioux City Symphony broadcasted from the hall and various firms put on exhibits of glass and pottery as iris containers.

Silver Medal. To Mrs. R. E. Ricker.

Bronze Medal. To Mrs. W. S. Snyder in the commercial division.

Other contributed prizes went to Mrs. E. A. Emery, Mrs. Carl Hacker, W. H. Radschlag, Norman Slothower, George Dubes, and Chester Tompkins. To the various contributors of these additional prizes we owe gratitude.

*Mrs. Myron Anthony, Sec'y.*

**Takoma Park, D. C.** May 2 and 3. The 29th Annual Iris Show of the Takoma Horticultural Society and the earliest date experienced. We had a hectic spring—March with mid-summer temperatures forcing plants into premature growth; then April with several hard freezes and a late freeze. There were 29 iris classes, 13 for other flowers, and 8 for spring vegetables.

Silver Medal. To Ivan Richmond.

Bronze Medal. To Charles M. Davidson.

Check List. To Mrs. J. J. Sazama.

The Takoma Club special award went to Winn T. Simmons for his collection of seedlings.

The judges were: Dr. Howard Watkins, Prof. J. B. Parker, and Miss Margaret Lancaster.

*Mrs. Arthur P. Harrison, Sec'y.*

*Note: The apologies of the Editor go to our faithful and excellent reporters for briefing their texts.*

## REPORT OF THE SCIENTIFIC COMMITTEE

L. F. RANDOLPH

Soon after the present committee was organized in the summer of 1945, the following outline of problems in need of further study was prepared to serve as a guide in formulating objectives. The topics listed in this outline cover a wide range of subjects, some of which have received considerable attention in the past; others have been given little or no attention.

### 1. *Iris Culture*

- a. Soil and fertilizer requirements: importance of neutral or alkaline soils; organic and inorganic fertilizers, best suited to iris.
- b. Seed germination and seedling culture; dormancy of iris seeds; use of exercised embryo technic to study seed-borne diseases, occurrence of defective seeds and other causes of poor germination.

### 2. *Iris diseases*, their prevalence in different regions; effective control measures for leaf spot, bacterial rhizome rot and other diseases.

### 3. *Genetic studies* of diploid and tetraploid varieties of Pogoniris.

- a. Analysis of flower color patterns such as plicata, amoena, neglecta, bicolor; self colors such as whites, yellows, blues, reds and the new pinks with red beards; leaf base color; seedling chlorophyll deficiencies; various beard colors, etc.
- b. Morphological characters such as height and branching of flower stalk; shape, size, substance and texture of flowers.
- c. Physiological characters, including winter hardiness, wide adaptation to various soil and climatic conditions, seed dormancy.
- d. Resistance to leaf spot, soft rot and other diseases.

### 4. *Value of inbreeding and hybrid vigor in iris breeding*; prevalence of self and cross incompatibility, genetic analysis of self-sterility.

### 5. *Cytogenetic analysis of crosses of $2n \times 4n$ varieties, dwarfs, in-*

*intermediates, Oncobreds, Pogocyclus and Pogoregelia hybrids, and other wide crosses as sources of new characters in Pogoniris.*

6. *Additional chromosome counts* and studies of meiotic chromosome behaviour in diploid and tetraploid Pogoniris, various species hybrids and other wide crosses. Morphological differences in the chromosomes of species and varieties belonging to different sections of the genus.
7. *Maintenance of foundation stocks.*
  - a. Preservation of species and collected varieties from which existing garden varieties have originated, and older varieties of importance in breeding that are in danger of becoming obsolete.
  - b. Importations of breeding stocks from foreign gardens.
  - c. Collection of species and natural hybrids from their native habitats, especially Pogoniris, Oncocyclus and Regelia species from Europe and Asia Minor.

Numerous research projects might be organized from the subjects listed in the above outline. However, it seems advisable in the beginning to concentrate on a limited number of problems, including any that may be urgently in need of solution at the present time.

A survey of the interests and activities of the members of the society is being undertaken, to guide the committee in the selection of problems for study. The survey is being conducted in the form of questionnaires, one of which is inserted in this issue of the Bulletin. In this questionnaire information is requested on a variety of subjects, and space is provided for remarks and suggestions. Another questionnaire concerned with crossability has been mailed to a representative group of breeders. The returns from these questionnaires will be reported in forthcoming issues of the Bulletin. It is hoped that *everyone* interested in iris culture will actively participate in this survey by returning the questionnaires together with any suggestions they may have for the conduct of the scientific activities of the society.



*Mrs. Blake, Mr. Wills inspect Mr. Cassebeer's exceptionally beautiful color grouping.*

*Photo by G. Douglas*

## PLANNING AND PLANTING AN IRIS BORDER\*

BY OLIVE MURRELL

These notes are written principally for beginners and not for the connoisseur or colour fan who has studied Iris grouping and special colour schemes and has his own definite ideas about them.

To begin with, to make a really successful Iris Border you must know the Irises you are going to plant very well. By this I mean you must have some idea of the colour, height and time of flowering of each variety available. You must also make up your mind at the beginning whether you are going to have one glorious, riotous, intoxicating mass of colour for a fortnight to three weeks from the end of May, or a Border which will have some Irises in bloom from

the end of April until the middle of June. In my experience the former is the most successful and gives the utmost pleasure and satisfaction to the Iris lover and his friends. I should advise, therefore, that you select only the second earlies, the mid-season varieties, and the latter June-flowering varieties to plant together. By the second earlies I mean Moonlight, Aline, Beau Sabreur, King Midas, Lady Hudson, etc.

The first earlies or so-called Intermediates (to use the old name) such as Kochii, Odin, Moonbeam, Gloaming, Blue Boy, etc., are best planted by themselves in a very early Border.

Having decided on the position for the Border, which should be well drained (the most important factor in my estimation) and in full sun if possible, you should take some rough measurements of the actual site and work out a planting scheme on paper. I strongly emphasise the wisdom of doing this. It means a little more trouble and forethought but one is well repaid. Time and leisure can be devoted to working out heights and colour schemes on paper until the most satisfactory plan is obtained, and this cannot be done in the Garden.

And now we come to the vexed question of colour grouping. This is a matter for everyone's personal taste, but unless the Garden is a very large one and there is ample room for an Iris Garden with the beds devoted to shades of one colour, I think an Iris Border is most effective when the colours are mixed. Few Irises clash with one another although some like Golden Hind and Maisie Lowe are so dominating that they need very careful placing. I also find the yellow bi-colors (variegatas) are generally harsh and hard in colour tone and difficult to place satisfactorily.

In order to help beginners as much as possible to get the very best colour effect from their Irises, I will now list twelve broad colour groups:

**WHITES AND BLUE-TONED WHITES:**—These look well when grouped with sky-blues and pale orchid-pinks.

**OFF WHITES, CREAMS and PARCHMENT SHADES** look well with pale orchid-pinks and also pinks blended with yellow or the so-called "burnt-pinks."

**WHITE BI-COLORS or AMOENAS.** Group these with pure whites and strong blue-purple.

**YELLOW BI-COLORS OR VARIEGATAS.** These are gener-



*Miss Mona Noel holds Black Valor near Raejean (left)  
and Ranger in the Douglas Garden.*

*Photo by Wingett*

ally rather crude and harsh in colour and are difficult to work into a Border harmoniously. I think it is better either to group them with the pale yellow selfs and brown selfs, or try them with the bright orchid-pinks—a complete contrast.

Just by chance last year I saw a group of Old Seville (a large and brilliant variegata) flowering with the bright two-toned orchid-pink London Pride. It sounds an amazing and daring contrast, but it was perfectly lovely and admired by all who saw it.

**YELLOW SELFS.** The pale shades look well with the orange yellows, and also the cream and sky-blues.

The deeper bright yellows to oranges are glorious with either the primroses and creams, the dark purples or the mahogany reds.

**YELLOW BLENDS.** These are generally pastel shades of sulphur, silver and grey. Inconspicuous by themselves they need a strong foil to enhance their delicate, subtle colour tones. In my opinion they nearly all want the rich mid-blues to show them off to advantage.

**PINK BLENDS** or, as they are sometimes called the "burnt pinks," are more true pink in colour in the garden than the cattleya or so-called "lilac pinks." They are nearly all pink blended with yellow or gold. I think they always look their best with the mahogany reds. Some of these pink blends have a flush of blue on the falls—"fuschia blue" as it is sometimes called—and then the addition of a lavender bi-color, such as President Pilkington, Dolly Madison or Evolution will bring out the colour tones of both the pinks and the reds.

**CATTLEYA AND LILAC PINK SHADES.** These were the pinks of fifteen years ago and are really shades of orchid purple; but they give a definitely pink effect in the garden. To-day, in the pink blends, we are getting more nearly true pinks, and many fine new seedlings are being produced in America that are really true salmon, prawn and flamingo pink. I find there is often much misunderstanding over these cattleya pinks, some people referring to them as "mauve," although what they mean by this term "mauve" it is difficult to say. For instance, Aline was called "mauve" to me this June, and a customer who wrote for a selection of six "pinks" and enclosed a ten-shilling note in payment, wrote very disgustedly eight months later to say that they had all turned out "mauve" and not one was really pink! I think we shall have to drop the term "pink" in describing these orchid purples, as it is very misleading to the man in the street now that we are getting true pinks.

However, there are a great many fine showy Irises in shades of cattleya and orchid purple, and these look well if grouped with the rich dark violet purples. If they are rather bright and harsh in colour tones, then a complete contrast is often very effective, as in the case of London Pride and Old Seville, Fascination and Rafi.

**RED PURPLES.** This is a very large group in the Iris world and there are many fine Irises in cultivation here. This group could really be divided into two colour sections, the mahogany coppery reds and the mulberry crimson reds with the pink blends:—The

mulberry crimson reds look well with the pink blends as above and also the rich blues.

**BROWNS AND BRONZE PURPLES.** We have some fine Irises here and they are always enriched in colour if planted with the yellow bi-colors, yellow blends and rich deep yellow selfs. If the standards are buffish and lighter than the falls, then I find the yellow blends emphasise and enrich the whole effect.

**LIGHT BLUES AND MEDIUM BLUES.** Some of the most lovely Irises in cultivation come in this colour group, and they can always be placed with advantage in a Border. In fact one could almost have a motto, "when in doubt put in a light blue." They always look well and are so many and varied in height and colour tone that one can always find the right one for a particular place. I would even go further and write that one can start planning a Border by placing light blue varieties at, say, four or five different positions in the Border and then building up around them.

**DARK BLUES AND BLUE PURPLES.** These are not so easy to place as the light blues and are inclined to strike a heavy sombre note, so it is advisable not to have too many in a Border. They are useful to place at the far end perhaps to catch the eye and create an impression of distance.

The two colour tones of the bi-color Blues on the other hand can be enriched in two ways, by emphasising the colour in the standards and also in the falls. I have done this most successfully in many Borders. Doctor Lundsén appreciated it and congratulated me.

The above are just a few suggestions for beginners who want to plant their Irises to get the best out of them in the garden. The Iris is such a fascinating flower that one can try out all sorts of subtle blends and colour combinations to suit one's own taste and garden—it is a never-ending delightful study.

And now to end with a few hints on actually planting the Border:—

1. It is always advisable to mark out the centre of the Border from your plan, on the ground. Put in the centre group first and then plant away from it on each side. When you get to the ends of the Border the groups can then be adjusted to fit in if they do not work out quite as planned.

2. Rhizomes of each variety should be planted at about nine



inches to one foot apart. Generally odd numbers, threes, fives or sevens, look best. All the rhizomes should be planted inwards with the fan of foliage on the outside of the group. This is a minor point but an important one, as it prevents overcrowding in the middle of the group, and the rhizomes will all grow away from the centre evenly, without becoming jumbled up on the top of one another.

3. The Border can be arranged in several ways, but the following are most satisfactory.

The first way is to plant distinct groups of one variety in threes, fives or sevens according to the size of the Border, with a space of two feet between each group. This allows for interplanting for a succession of bloom for the first two years, after which the groups generally meet and the whole Border is full of Irises for the last two years, viz., the third and fourth year. After this the whole Border will need replanting.

The second way is to plant irregular groups to run one variety into another according to the plants available of each variety. This looks well if the larger groups are well balanced all down the Border at regular intervals, with smaller groups in ones or threes to stand out as spot plants. If you adopt this method of planting you must know your Irises very well as it is essential to get the heights right.

4. Interplanting for succession of bloom. Before the war I always recommended Spanish and Dutch Iris bulbs for the early Spring, and Gladioli Primulinus for the Autumn; but today this is impossible. I have tried various things, but the most successful are Single Asters, and I strongly recommend these. They are cheap, the foliage is not heavy and does not shade the rhizomes unduly, and they flower right away until the Autumn. They can also be planted out when the Irises are over.

Sweet Wivelsfield Pinks also make a good effective show without too much shade for the rhizomes. This can be planted out in the Spring and lasts for two years without renewal.

---

\*From The Iris Year Book, 1945.

We apologize for the omission of named "examples" but we are too unfamiliar with many an English variety. This is the best article on color grouping I have seen. Perhaps our members can contribute examples in at least a few of our color groups for future bulletins. Ed.

## CULTURAL NOTES ON SPECIES—*From Bulletin 1, Page 15*

When we approach the less widely known species it becomes necessary to quote largely from "The Genus Iris" by W. R. Dykes and many lesser sources. Often also, the natural habitat of a species will prove our only guide. I am much indebted to Mr. Dykes, one of our fellow members, for much of the following information even when he is not directly quoted.

**Apogons or Beardless Irises.** This is by far the largest group botanically, and in its requirements of moisture, is diametrically opposite to the Bearded Irises of our gardens. Here belong the Japanese, *sibericas*, *spurias*, *ungicularis* and practically all of our native species. For the most part they like a moist valley soil, rich in humus, where they are apt to have a summer rest and baking even though it is a winter bog. A dry garden does not suit. The plants can make use of much moisture in the flowering season but standing water often proves fatal in a cold winter. They are at home by the water's edge but are as decorative and satisfying with phlox and peonies in a rich garden. I will now pass to comments on the sub-divisions of this group.

Of the *sibericas*, which include the newer species from Western China, *Delavayi*, *Wilsoni*, *Forrestii*, *Bulleyana*, and *chrysographes* and our small *prismatica*, all appreciate moisture, but only *Delavayi* and *Clarkei* are at all exacting. All may be easily raised from seed and though spring planting may prove advantageous for trade purposes, after flowering transplanting is good in the garden.

Almost equally well-known are varieties of the *spuria* group, *ochroleuca*, *Monneiri*, *aurea*, all giant growers and the fragrant small *graminea* which last will tolerate a considerable amount of shade. Their flowers bridge the gap between the tall Bearded and the *Japanese*. These last we find in many a garden, but Mr. B. Y. Morrison's report of their treatment in Japan may prove suggestive.

"A famous collection in Kyoto was grown in large pots and given special care and attention; another planted more for landscape effect was planted on the shores of artificial ponds, on land so graded that when desired the level of the pond could be raised so that the entire area was flooded to a depth of a few inches. The side of this area next the pond itself is usually marked off by a barrier of bamboo woven between stakes as for a basket and so low that it barely shows above the water level, so open that it does

not hinder the water from reaching the roots of the irises and yet strong enough to prevent the soil from washing away from the plants.

"In commercial establishments they are grown in fields which are divided into small plots by low dykes of earth. Through the fields runs a system of irrigation ditches or canals so that water may be turned into any of the plots. The ground in the ones I saw was a heavy clay; they are heavily fertilized with manure in the autumn and toward spring, as growth starts water is turned in so that the strength of the fertilizer quickly reaches the young roots. The fields are then drained and when dry enough to work, the remainder of the manure is forked into the soil.

"I do not know at what time the roots are divided in the Japanese nurseries but in my own experience April has been rather more satisfactory than any other month."

The Californian group is perhaps of next interest, not because many of us are successful in its culture but because of its difficulties and the charm of the flowers. I find Mr. Morrison's experience in Washington, D. C., of interest.

"I have had plants of *I. Douglasiana*, *tenax*, and *longipetala* for several years. *Douglasiana* (Herbert) is an evergreen species with tough wiry leaves which are completely destroyed if the plants are not heavily mulched, even the tips are often killed, but the growths of the spring are so rapid that new foliage is soon provided. Many color forms occur with me but the most vigorous one is a pale ivory which is also larger flowered than the blue forms. Transplanting must be done just as the plants come into strong growth in the spring, and even then the results are not very satisfactory.

"*Iris tenax* is a little easier to handle when once established because it does not have evergreen foliage, but like all others it resents transplanting, *longipetala* (Herbert), however, presents no difficulties in culture and throws its slender stalks of most delicately veined, lavender-blue flowers each spring.

"Seedlings of these and *macrosiphon* and *bracteata* as well (save that in the last, germination has been scanty) are easily raised. I have obtained seed in the spring. This will lie dormant all summer with a few germinations in the fall. I keep the potted seeds in a cold frame during the winter. (They have germinated well out of doors in Massachusetts. Ed.) Those plants which germinate in


the fall often damp off during the winter, but the following spring there is good germination. Seedlings should be grown to four or five leaves before pricking out, then if they cannot be planted in permanent quarters they should be put in thumb pots. Use sandy soil rich in humus and free from lime."

Mr. A. J. Morris of Pasadena has had fine success with hybrid seedlings and for the most of us this seems to be the safest plan, the great beauty and delicacy of the flowers is worth every effort.

There are still other members of the *Apogon* group, *versicolor*, which we find in swampy meadows throughout the eastern states, *missouriensis* and *montana* of the Rocky Mountain region from Idaho to Arizona, *setosa* found only in Northern Maine but extending northward and westward across the continent to Alaska and Northern Asia. This seems to present no difficulties of cultivation and the dwarf forms make a desirable garden plant, it is so floriferous.\* The near akin *tripetala*, though often found in swampy meadows where a sandy sub-soil was overlaid with black muck, grows and multiplies in ordinary heavy clay or even garden soil.\*\* Like *foliosa* and *hexagona* it is a native of our Southeastern states. *Foliosa* does not flower freely except under fairly moist conditions, though in England a rather dry and sunny position is recommended.\* *Fulva* with its small livid blooms is from the same district, all are naturally semiaquatic and one would expect fairly tender, but they have stood 15 below zero in my garden, and thanks to a covering of snow the last was not so badly burned as it sometimes is in the neighborhood of Washington. *HEXAGONA* is a lovely thing and Mr. E. B. Williamson's hybrid *DOROTHEA K. WILLIAMSON*, a cross with *foliosa*, is wonderfully rich. In Mr. Morrison's heavy clay it has flourished but in my lighter soil the plant is less happy.

*ENSATA* from Asia is more resistant of drought than any other iris,\* but its slender rhizomes do not stand shipment well and seedlings take a number of years to bloom: once established, however, it takes hold well, and unlike other *Apogons* has no objection to lime in the soil.\*

*UNGUICULARIS* (*stylosa*), from the shores of the Mediterranean, is not reliably hardy, though Mrs. Azro Fellows in Ohio carried through a plant in a warm corner this last hard winter. In California, where it naturally secures the necessary summer baking, it is doing finely and its many color forms prove a real addition to the garden. Rich feeding, moisture at flowering time and absolutely



*Iris Dorothea* K. Williamson (*Wmsn*) *fulva* x *foliosa*.

none for a while afterwards are recommended. April and November, the seasons when roots growth is about to begin, seem the best times for transplanting.\* It is also most effective for pot culture and easily handled.

With *VERNA*, which has the typical growth of a Bearded Iris, but no beard, we leave the Apogon group. This is found in dry uplands

from Virginia and Kentucky south to Alabama and Georgia. Mr. Dykes reports some difficulties of cultivation and recommends half shade and peaty soil, but I have plants perched on a south slope where the soil is part wood-earth but mostly gravel, and each year I am delighted with their vivid blue flowers. The foliage is ever-green, but unsightly for only a brief period.

*Pardanthopsis*. *Iris dichotoma* forms a section by itself and is very reminiscent of the Blackberry lily, *Belemcanda*. It blooms from late August until mid-September. With me it presents no difficulties of culture, though in my light soil it does not grow over three feet high. The seed Mr. Morrison sent from China germinated well, the plants bloom very promptly, usually every leaf sheaf flowers and dies, the new ones not appearing until spring. His report of its native haunts adds to the interest. "The open park in which are located the Western tombs of the Manchu emperors is a great meadow with small wooded eminences on either side of the valley of a small torrential stream. The iris occurs chiefly in the stream valley but extends well up to the edge of the woods. It is not a marsh iris but makes a finer growth when the supply of water is adequate and on some of my three-year clumps in the garden I had stalks almost six feet high covered in late afternoon with myriads of the small flowers."

... *Evansias*. The Crested irises include our native *cristata*, the Japanese *gracilipes*, *tectorum*, and *japonica* and two rare species. None present any difficulties of culture, though *japonica* is a winter bloomer and is best grown in a cool green house in northern climates. In Japan and China it occurs in the undergrowth of the open woods forming dense mats and where spring frosts are not serious should prove delightful with its showy though evanescent blooms.\*\*

*I. cristata* is a native of the mid-eastern states, Wisconsin and south, forming broad patches in light shade in a well-drained soil rich in humus. I have good clumps in almost pure gravel, in heavy wet loam, and light loam, though it does best in the last. The plant may be divided at any season, though spring seems the best time for shipment. *I. lacustris* is a slightly local form and there is at least a white color variation which should be in the trade, as few irises are more lovely for edgings or the rock garden.

*I. gracilipes* reminds one of a miniature Japanese, a delightful thing. With me it keeps company with *cristata* on a southern,

lightly shaded slope, though its habitat suggests more shade. I have had little experience in transplanting, have done it at many seasons, but suspect that spring is the best time.

Tectorum in deep lavender and particularly in white is worth growing; it is hardy and easily grown, the only drawback in this climate its evergreen foliage which is injured by the cold. It seeds freely, germinates well and makes so lush a growth that, for flowering, frequent transplanting is necessary.

*Oncocyclus, Regelia, and their hybrids.* With the *Oncocyclus*, *Regelia* and even the *Reglio-cyclus* hybrids come a race that present many difficulties of cultivation. They are all characterized by stoloniferous growths and though the hybrids are quite likely to succeed none are sure growers. The general requirements are so similar that I shall make little attempt to distinguish between the treatment of different species.

Mr. Dykes recommends a dry, sheltered site with some provision of frames for keeping off rain in the late summer and autumn. The red loam of a limestone formation seems the only successful soil but a well-limed ( $3\frac{1}{2}$  lbs. to the square yard) fairly heavy loam may take its place. Many recommend lifting the roots immediately after flowering (the roots unbroken), drying thoroughly and replanting in October.

Dr. David Griffiths of the Department of Agriculture, who is in charge of the planting of *Reglio-cyclus* varieties at Chico, California, recently told me that they were having fine success with several inches of manure used as a summer mulch.

I have purchased them from Holland in the fall, planted them out and had bloom the following year on KOROLKOWI, SUSIANA, and many of the hybrids which are equally lovely, but each succeeding year there has been less, and though plants of *iberica*, *paradoxa*, *Mariae* and others of the true *Oncocycli* have existed for some years there has been no bloom. This was in a well-drained, well-limed soil that was almost parched in summer but with no other special protection. Though KOROLKOWI in its varieties has proved the best grower with me, SUSIANA the MOURNING IRIS is best known—one is continually hearing reports of its success even here in the East without special care. In California, which in some sections approximates the climate of Asia Minor, they are more likely to do well and should prove a great addition to the garden.

The hybrids between certain of these and *Pogoniris*, of which

SHUSHAN, PARVAR, and PARACINA (1920) are perhaps the best known, are of far easier culture. With one grower they will thrive, with another succumb, in my light soil they are very poor and I suspect that they would appreciate a fairly heavy loam with plenty of humus to hold the moisture. There is much to be done in developing hybrids that carry the wonderful venation of the species combined with ease of culture. Both Mr. Williamson and Mr. Mohr have raised a number, and the Susiana hybrids such as CHEROKEE MAID are far larger, finer and better growers than the small flowered Korolkowi seedlings.

I will pass over the Pseudo-regelias, none of which are in cultivation. They are natives of the Himalayas and Western China and demand the same treatment as the Oncocyclus.

*Bearded or Pogoniris.* The dwarfs, flavissima (arenaria), Bloudowii, and Mandshurica form a connecting link with the Regelias, the first should be planted "in a layer of very sandy soil about two inches deep overlying well-enriched old leaf soil in a sunny well-drained position."\* Personally I have not found it easy to grow, though both Mrs. L. B. Wilder and Mrs. E. P. McKinney report good clumps. The equally dwarf true pumilas have very short feeding roots, are too small to stand crowding and need frequent replanting in new soil to thrive. There seems to be no special concern with the other dwarfs, particularly as all the hybrid garden forms are of the easiest culture but with the taller varieties there are a few points to be kept in mind. The greater part of them are derived from European species (?) aphylla, variegata, albicans, germanica, pallida, and Cengialti; of these albicans may winterkill, roughly the ones that completely lose their leaves in the winter are most likely to prove hardy.\* This guide is particularly valuable in regard to the newest hybrids which may carry the blood of the Asia Minor group, Trojana, cypriana, Junonia, and mesopotamica, some of which are susceptible to cold. I do not find it altogether applicable, however, as Junonia, with pallida like growths winter-killed more than the almost evergreen cypriana which has endured 20° below zero with little protection. Hybrids of variegata seem invariably hardy, pallidas a little less sure, cypriana and Caterina forms variable, trojanas equally variable and mesopotamica (Ricardi) seedlings the most doubtful, though Carthusian has wintered finely.

*Transplanting.* Spring, or rather before blooming, is the only



season not recommended, though in a report in the Journal of the Royal Horticultural Society for December, 1915, March planting gave the greatest number of stalks the FOLLOWING year, with practically none the June after planting. Even moving from one part of the garden to another will not give representative blooms the same season. All irises have a shorter or longer resting period after flowering but IF there is a long dry spell at that time and no irrigation it is far better to transplant just before the rains. This is apparently true of Georgia, California, possibly Tennessee and other states.

Mr. Willis E. Fryer of Mantorville, Minn., transplants from late September well into November with good results. This gives the plant a chance to form its flower buds before it is moved, and with winter protection I have had very fair results.

*Seed.* Few garden hybrids set any amount of seed without hand fertilization, many are completely sterile. In most cases the seed should be planted as soon as ripe but practice varies both in the time of planting, transplanting, and care.

*Care.* The removal of unsightly foliage at any time is desirable but complete removal of all foliage is hardly to be recommended except for shipping and it is far better to pull off the drying leaves than to cut them, and leave the base untouched. This not only keeps them looking well but is a sanitary precaution as well. In fact, Mr. E. B. Williamson burns over his beds in early spring and with good success.

Most irises seem perfectly hardy when healthy, if they are not completely heaved out of the ground by frost, and it is to prevent this that a light covering is often desirable. It is natural for the rhizomes to lie bare on the surface, covering them in summer may prove injurious.


*Division of Roots.* Although it is often necessary to actually cut old clumps of the Beardless Irises, the less matted rhizomes of the Bearded varieties are easily broken apart, in old clumps the whole center may have actually decayed so that there is only a ring of growth. In the garden I may cut out this center and put in fresh earth, I may even cut some of the rhizomes in a crowded clump, but if the plant is taken up completely I break rather than cut the rhizomes. Personally, I find no advantage from planting an unbroken clump, though if I wish the effect of a clump immediately, I may plant a number of single rhizomes, each with a

strong sheaf of leaves, and perhaps two or more leaf buds showing, close to one another. This gives the desired effect, whereas if you purchase a clump it may well be broken in packing and even when I transplant it in the garden in a nice spadeful of earth it seems slower to become established. The size of the rhizomes of the different varieties vary greatly, it seems often as though the naturally small rhizomes were more sure of bloom than the large growing varieties, but under proper conditions I expect at least 50% of this year's leaf sheaves to form flower buds for another season. Inasmuch as many seedlings of this year's germination will bloom next spring, even more might be expected of an old plant.

Practice varies greatly as to shipping; sphagnum moss, dry peat, excelsior, or paper may be used, the first for moisture, the others for dry packing. If there is any danger of heating or molding while in transit, dry rhizomes come through in the best condition and it is for this reason also that I like the roots done up in small packages so that if any rot is present, the loss is confined to a few roots. The dry rhizomes are slower to start into growth, they may decay if over-watered before the roots start, but there is slight danger of rot before arrival. The presence of long leaves and fibrous roots retains moisture and is therefore not commonly desirable, but to attempt general recommendations for shipments made at different stages of growth and various distances is rather unwise.

*Pot Culture.* Here again our information is slight. Japonica is commonly grown in a cool house, the Dutch, English, and Spanish irises are often forced for early spring sale, *reticulata* and its ilk are charming in pots, *Susiana* has been potted up and this treatment is the only one that allows many of us to see the winter-blooming *unguicularis*, *alata*, or others. I have bloomed *arenaria* and *pumila* hybrids in a sunny window with no special care, and though I have had little experience in this line I should suspect that any iris could be so grown, though probably the time of bloom would not be greatly advanced. Irises form their buds before fall, probably in late summer, and a plant dug and potted for the winter should, if well-grown, blossom as freely as if left in the garden. One would expect that the larger species would be the most difficult to handle, the smaller ones the easiest. Mr. Morrison has told me of an ivory *pseudacorus* which under pot culture was less than a foot high, but in the open immediately reverted to its pristine stature. To those with suitable facilities there is an opportunity both for experiments

and an attractive display at a season when even a few irises would receive careful study and appreciation.



*Iris histrioides* of the *Reticulata* Group.

*Bulbous Irises.* As we pass on to the Bulbous Irises we find little American information and I shall quote largely from *Bulbous Irises* by Prof. Michael Foster, published by the Royal Horticultural Society in 1892.

The Xiphium section which includes the Spanish, English, and Dutch forms as well as the species *juncea*, *Boisseri*, *filifolia*, and *tingitana*, which last forces particularly well, is confined almost entirely to Spain and Northwestern Africa. "The first thing to note is the contrast between the needs of the Spanish and the English Iris, both profit by good exposure to sunshine, but while the first delights in a dry spot, the latter insists on an adequate supply of moisture at its roots in summer. Hence, as a rule, where the one thrives the other fails." The Spanish begin growth in late autumn, the English in spring and the large growth of *Tingitana*

makes it unlikely to succeed when subjected to spring frosts. I have bloomed it for two successive years in a well-drained place in the garden, it has long since passed on. The Dutch Irises are of recent development, due to the progressive spirit of C. G. van Tubergen of Haarlem, Holland. They are lovely things, blooming about ten days before the Spanish, almost intermediate in size between these and the English and with a liking for a dry rather than a wet soil.

Mr. C. Zeestraten of Bemus Point, N. Y., advises that the Spanish Iris should be planted in October-November so that they will not show up before the winter, while the English should be put in in August and September. For both he recommends rich but not freshly fertilized soil and a slight winter covering. The English need a little extra and both can be left untransplanted for two to three years to advantage.

Dr. David Griffiths told me that at the Experiment Station at Chico, California, they were doing finely, but that at Bellingham, Md., the English were not satisfactory.

As there is a very small stock of these popular cut-flowers in this country any information from members is much desired.

The reticulata section, bulbs with netted coats, includes a number of species that vary little except in color. You will often find clumps well-established in old gardens blooming with the crocuses. Lime and good drainage is advised and if you wish to grow them in pots they should be put in a cold frame in midsummer, protected from excessive autumn rains and brought into the cool house just as the buds expand. There are no special soil requirements, and though the very early *histrio* and *histroides* have not stood the winter with me *reticulata* and its red-purple variety *Krelagei* are thriving in a mixture of leaf-mold and gravel.

---

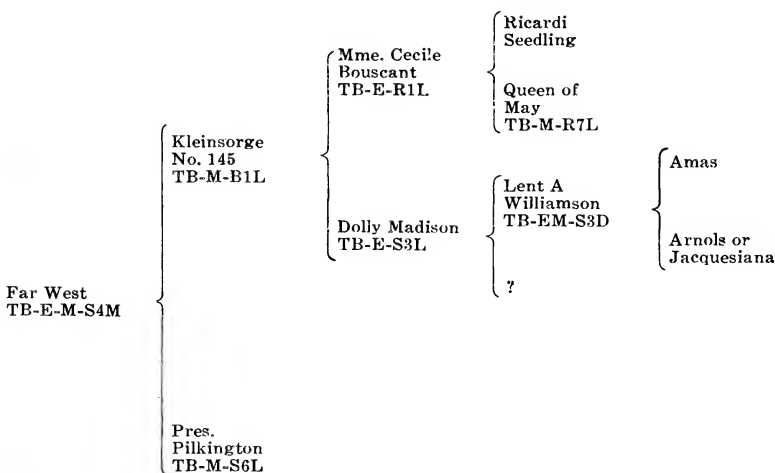
\*"The Genus of Iris," by W. R. Dykes.

\*\*B. Y. Morrison.

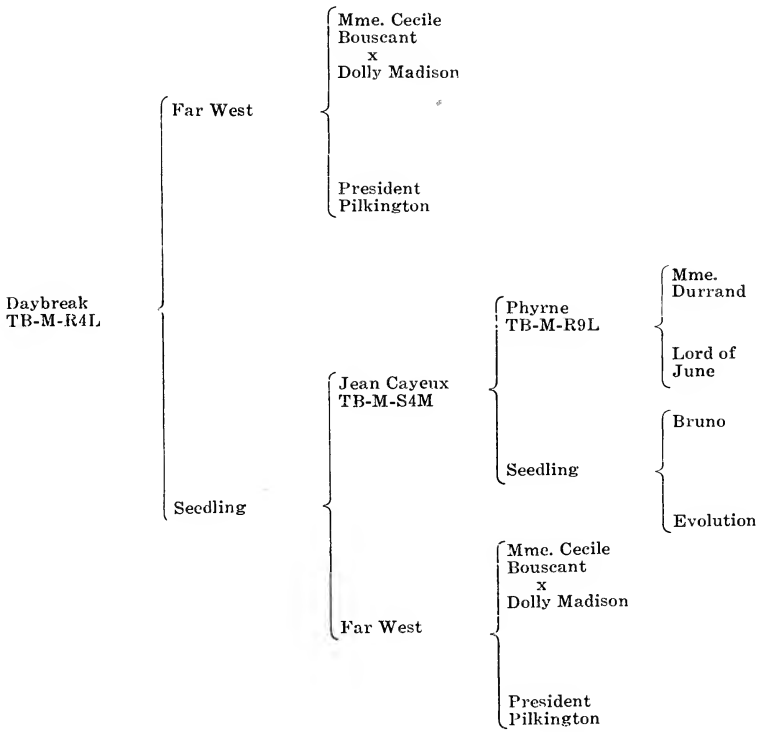
## THE FAMILY TREE—IRIS FAR WEST

The iris FAR WEST was registered in 1936 by Dr. R. E. Kleinsorge. At that time it was highly regarded as a yellow blend of good garden value, and as such enjoyed wide acceptance and distribution. Its true value, however, has since become evident for it has proven to be an excellent parent. In fact, if Dr. Kleinsorge had realized its full potentialities and the part it was to play in his future hybridizing, he might well have consigned the greater portion of his iris collection to the scrap heap, for FAR WEST and a handful of other iris have combined to produce for the Oregon Doctor a list of multi-colored introductions unequalled in modern iris history.

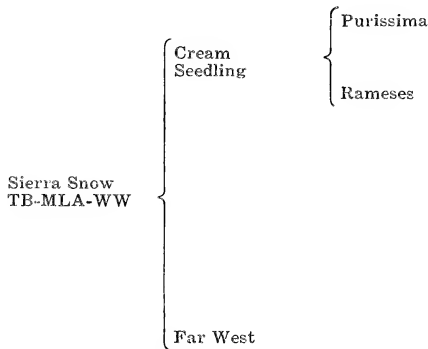
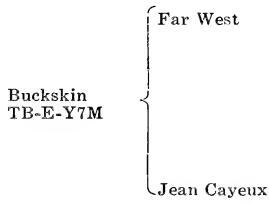
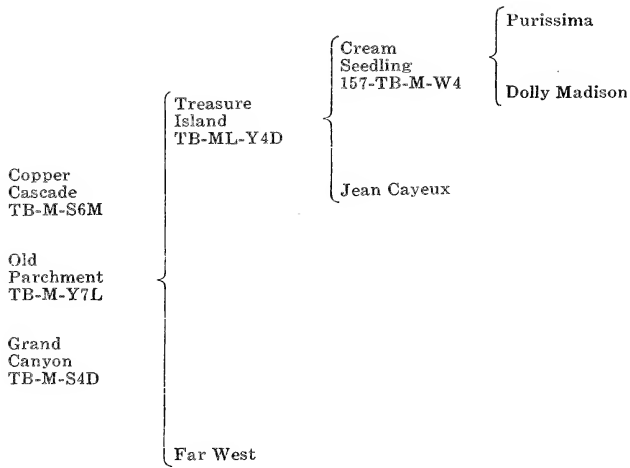
The descendants of FAR WEST may be separated into three groups. First, there is the perennial Dykes contender Daybreak which contains three-fourths Far West blood. The second group contains a one-half proportion and embraces such iris as COPPER CASCADE, SIERRA SNOW, IDANHA, GRAND CANYON, APRICOT, GOLD-BEATER, AZTEC COPPER, OLD PARCHMENT and BUCKSKIN. In the third group FAR WEST may be one grandparent on one or both sides of the cross according to the degree of line breeding involved. These irises are AUBURN, CASCADE SPLENDOR, PEACH GLOW, TOBACCO ROAD, BATAAN, MEXICO, ALPINE GLOW, BRYCE CANYON and CHAMOIS. The parentage of FAR WEST is:



It is unfortunate that the parentage of PRESIDENT PILKINGTON is not available for it might shed considerable light on why such an outstanding yellow blend should have come from this rather dull colored iris crossed with a light blue. A good surmise is that the Cayeux iris, JEAN CAYEUX, was in its background. This would account in part, not only for the coloring of FAR WEST itself, but also for its ability to transmit to its offspring the many softly blended variations of yellow and red. Also if JEAN CAYEUX should happen to be in the background of the iris PRES. PILKINGTON, it makes the breeding of DAYBREAK an outstanding example of close line breeding. The chart is as follows:



Parentage charts of first generation FAR WEST seedlings:



Aztec Copper  
TB-M-S4L

{ Far West

{ Tan Seedling

---

Apricot  
TB-M-Y7M  
K. 1938

{ Far West

{ Rameses

---

Goldbeater  
TB-M-Y4M

{ No. 245

{ Rebellion  
TB-M-R7D

{ Naranja  
TM-MLA-Y7D

{ Helios

{ 9-17  
Mitchell

{ Far West

---

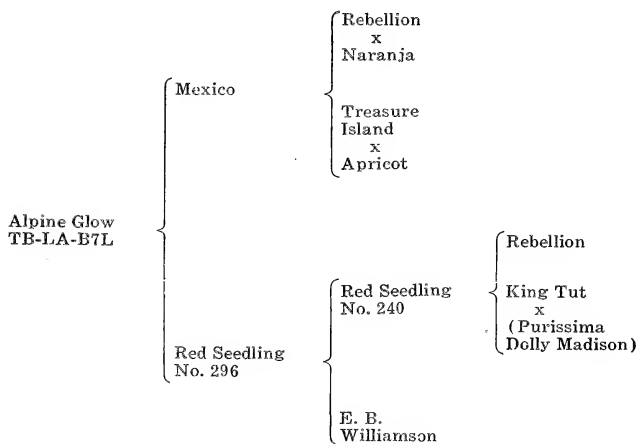
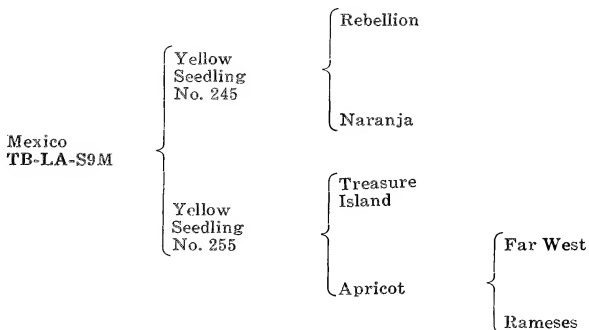
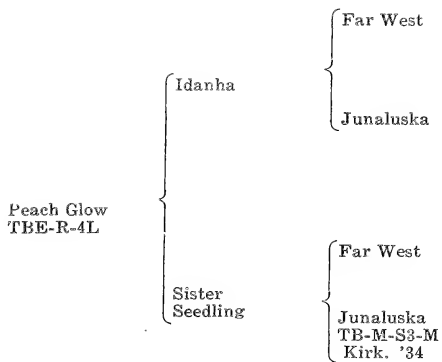
Idanha  
TB-M-S9L

{ Far West

{ Junaluska  
TB-M-S3M  
Kirk. '34

The second and third generation seedlings from FAR WEST illustrate the intensive line breeding which has given Dr. Kleinsorge many excellent seedlings. This constitutes the third group and examples are:





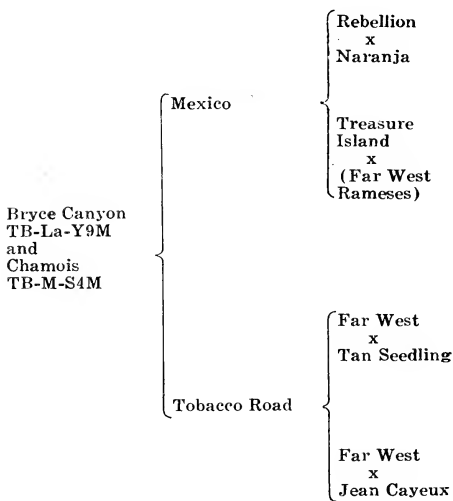
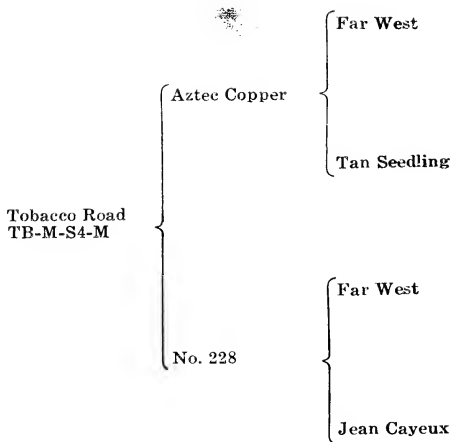
Auburn	{	Prince of Orange TB-M-Y7D	{	Treasure Island
				Naranja
		No. 258	{	Far West
				Junaluska

---

Cascade Splendor TB-La-S7L	{	Mexico	{	Rebellion x Naranja
				Treasure Island x Apricot
		Goldbeater TB-M-Y4M	{	Rebellion x Naranja
				Far West

---

Bataan TB-MR-VM	{	Lavender Grey No. 233	{	Purissima x Cameliard
				?
		Aztec Copper	{	Far West
				Tan Seedling





*Larksong (Spuria) (Nies). S. deep yellow with paler edges; F. flaring the edges heavily fluted; the color suggestive of Fair Elaine.*

*Photo by Tom Craig*

#### SPECIES—NOTES FROM CALIFORNIA

**The California Group.** *From Mrs. Otto Steutzel, Canoga Park.* There are seven or eight species of native irises, all of them exquisitely charming. We place them in two sections—longipetala and Californian and most of them are small, from a few inches to a foot or more in height. They are usually very floriferous, producing open flowers of great beauty of form, color, and proportion.

Within most of the species there is great variation of color, size, and vigor. Were they easy to ship and transplant everyone would have them. All make neat, evergreen plants. Most make thin wire-like rhizomes in which but little plant food can be stored, which accounts for the difficulty of transplanting. This can be

overcome if we develop a compact root system by frequent transplanting.

Fortunately, the best, *I. douglasiana*, makes fairly rich rhizomes and can be divided and moved with a fair degree of safety as it breaks into new growth in early spring. The flowers are from darkest purple through blue, lavender, orchid to white and yellow. Because they seed so regularly and respond so well to hybridizing, it is a wonder that so little work has been done with them as they are far lovelier than the Dwarf Bearded.

ORCHID SPRITE, which originated in the gardens of Eric Neis, is one of the few hybrids introduced—a large open flower of deep orchid color, and of almost perfect substance and texture. It has heavy dark green foliage that is neat and tidy at all seasons. Mr. M. R. Walker has a yellow of splendid form and size.

**The Louisiana Group.** *From R. W. Fielding.* There is an old saying something like this, "Sow an act—reap a habit; cultivate the habit—establish character." Here in Southern California we may paraphrase that a bit and say "Plant a Louisiana iris—reap a hundred; cultivate the hundred—there is no space for anything else in the garden." These iris grow as easily as that in practically all parts of Los Angeles County, which comprises sea shore, desert, mountain, valley, rich and poor soil.

All do well and the range of available material is tremendous, from the six-inch brevipes or other species of varying heights all the way up to the sixty-inch *giganticaerulea*; from the tiny flowered *fulva* with a diameter of two inches to its hybrids eight inches across. In color we may begin with pure white and pass, with barely perceptible color graduations, through the pale lavenders, pale blues, to the deepest purples; then return, by the elimination of the blue until the blue has quite vanished, and nothing remains but the deep red and that again graduates almost imperceptibly into the soft pinks. From some of nature's other color schemes there come golden yellows and chocolate browns. For variety in characteristics, one may have the 18" *foliosa* that hides its flower in the foliage and points at right angles from its zig-zag stem or one may select a type that holds the flower high for all the world to see.

There is a tremendous fascination in growing these lovely flowers and a keen pleasure in crossing them. They generally take a year longer than the bearded to bring their first bloom. If pollenization

is attempted full precautions must be taken to prevent self-fertilization.

The best known of the Louisiana iris, down here, is CACIQUE (Berry); forty-two inches tall, rich red purple, prolific, floriferous and heavily seeding. This, like FULVALA (Dykes) and DOROTHY K. WILLIAMSON (Wmsn) is a fulva x foliosa hybrid. Here it is early (Dorothea late).

Most of these iris are subject to "rust" and there seems to be no specific remedy, though recommended treatment is a heavy dusting with sulphur or severe pruning or burning.

**Siberian Iris.** *From J. K. Giridlian, Arcadia.*

To my way of thinking, the Siberian Iris is the most useful section of the Iris Genus. As a landscape subject its many varieties are extremely useful. The fountain-like grassy and graceful foliage is hard to duplicate with any other type of plant except certain ornamental grasses, but these latter do not possess the colorful and lovely flowers of the Iris. Specimen plants or groups scattered here and there in the garden in proper environment will supply just the right touch to set the garden apart as having been well and carefully planned. As for the note of color on flower stems that stand well above the foliage, Siberians are really outstanding.

The lack of popularity of the Siberians is to be attributed to popular misinformation. We are told that Sibirica is a native of moist, even swampy locations in cold, Northern climes. Our climate is hot and dry, and so we assume, or are told, that it is not suitable for our climate. This, I grant, is true with the type plant, *Iris Sibirica*, which is a weak grower and will eventually disappear from the garden. However, nearly all of our modern Siberians are *Orientalis* hybrids and these are just as easy to grow as the Tall Bearded or Spuria varieties. We can grow them every bit as well here as in other sections of the country except that they will be a little shorter.

It is usually thought that Siberians prefer soils having an acid reaction, but I see nothing wrong with the plants in San Fernando Valley which has alkaline soils.

I have had an opportunity to observe them during the war years under extreme neglect. They came through with flying colors compared with Tall Bearded. A section in my garden had to be given up because of lack of help and for two years this section

received no care. Winter weeds grew tall and the ground parched dry in our summer sun. Most of the Tall Bearded suffered terribly or died out altogether, but the Siberians are as healthy as ever and flowered well last spring. I would not recommend such treatment for them, but the point remains that they can "Take it" even though they may not like it.

I would suggest that tall growing varieties be selected because they will grow only about 75% as tall as they are listed in the catalogs. Such varieties as CAESAR and CAESAR'S BROTHER are very satisfactory in the purple colors. However, the charm of the Siberians is in the blue colors and there are many fine varieties to select from. I would recommend BLUE CHARM, KINGFISHER BLUE, TURQUOISE CUP and PERRY'S BLUE. These are not new varieties but are tried and proven. EMPEROR is always good and RED EMPEROR is exciting. You may try any of the whites if you like for contrast, but personally I prefer the colored varieties.

While on the subject of Sibirica, a word in favor of some other Asiatics of the same type may not be out of line. If you have a cool, moist spot in your garden try a plant of CLARKEI with variable purple flowers, a group of FORRESTII for its unusual yellow color or WILSONI for its brown veined yellow flowers. These are rather unpredictable but well worth trying.

Again I wish to stress the point that the Siberians are not difficult to grow. They will thrive and give satisfaction either in full sunlight or partial shade under ordinary garden care. They do appreciate several slow irrigations during the summer so that the water penetrates deep into the soil, and an application of barnyard manure about the first week in February, or just before active growth starts in the spring.

# IRIS

## FLEUR DE LUCE

Flower of light! Who gave thee first that name.  
Saw clear thy flower soul through purple prism bars.  
Lifting thy threefold standard to the stars,  
Poised, perfect, still,—like an arrested flame,  
A carven prayer all luminous, thou art  
Part human flower and winged Archangel part.

Flower of light! Fair prism that disparts  
But to remake the Sun's too sovereign light,  
Tempering his blinding, incandescent white  
In Iris colours to our human sight,  
Filling with uncommunicable joys our heart; —  
As the arched splendours of God's rainbow, blent,  
Make the white glory of His firmament.

Flower of light! Emblem of hope, that calls,  
With lifted arms to heaven, but still lets down  
The curved beauties of thy triple gown  
To Earth: as we too, reaching to a crown  
Hold fast to human love, so thy soft velvet falls,  
Emblem of Faith and Hope and Charity  
That, rooted still in earth, still clasps Eternity.

Flower of light! in thine arched petals dwells  
The curve that yet no painter ever drew,  
The secret beauty of the Heart of things;  
That Hogarth sought and Leonardo knew  
Beyond their mortal reach:—like distant bells  
Heard on awaking, dream imaginings  
Clasped at and gone, that ever must elude  
Man's dear desire and mock his pencil crude.

Flower of light! Who knows if fables old  
First gave Olympus' messenger thy name  
O gave thee hers;—but this I know—there came  
Down the arched bow in multicoloured flame,  
To star our earth with purple and with gold  
Thy beauty;—for a breath of Heaven yet clings  
About thy robes, and thy translucent stillness brings  
Faint Seraph songs, half heard, and winnowings of wings.

W. H. W. BLISS.

"Presented on behalf of the A. I. S. from my brother and myself," A. J. Bliss,  
May 11, 1922.



## QUESTIONNAIRE 2

### THE AMERICAN IRIS SOCIETY SCIENTIFIC COMMITTEE

Everyone interested in growing irises is urged to fill out this questionnaire as soon as possible and mail it promptly to the *AIS Scientific Committee, College of Agriculture, Ithaca, New York*. Your answers to these questions will be extremely helpful, both to the Scientific Committee and to the editors of the *Bulletin*. The use of check marks, or *yes* or *no* is sufficient to answer many of the questions.

1. Approximately how many iris varieties of the following types are you growing at the present time: tall bearded..... true intermediates..... dwarfs..... bulbous..... Siberian..... Louisiana hybrids..... Oncobreds..... other kinds.....

2. List iris species that you are growing or have grown successfully. Underscore those which you are growing now.

3. Do you grow irises solely for ornamental purposes?..... Are you interested in hybridizing?..... Do you issue yearly price lists for general distribution?.....

#### **Breeding**

4. Approximately how many crosses do you make each year? .....

5. In making crosses do you record only the crosses that set seed..... or do you record all crosses?..... Do your records include the number of flowers pollinated in making each cross?..... and the number of pods formed?.....

6. Which of the following precautions do you take to obviate insect contaminations: early morning pollinations of unbagged flowers..... removal of falls..... and anthers at time of pollination..... or in the bud stage..... Bagging or otherwise covering the flowers in bud stage..... and/or after pollination.....

7. About how many seedlings do you grow each year?..... How many years have you been hybridizing irises?.....

8. If engaged in hybridizing which of the following types are you especially interested in? (Number them in the order of your interest beginning with your specialty.) Tall bearded whites..... yellows..... blues..... reds..... blends.....

the new pinks..... amoenas..... plicatas..... varie-  
gatas..... Dwarf bearded..... True intermediate.....  
Oncobreds..... Spurias..... Japanese..... Table iris  
..... Other kinds.....

9. As a contribution to the study of iris genetics would you be willing to make a limited number of crosses?..... Grow several hundred seedlings and record color types or other data as directed by the Scientific Committee?.....

**Diseases**

10. Indicate which, if any, of the following diseases in your experience have been seriously injurious or objectionable. Heterosporium leaf spot..... bacterial soft rot..... Botrytis rhizome rot..... mustard seed rot..... mosaic.....

11. If you have had bacterial soft rot in your plantings indicate whether ordinarily less than 5 per cent..... 5 to 10 per cent..... 10 to 25 per cent..... or more than 25 per cent..... of the plants are affected in any one year. Is the disease much worse in some years than in others? Yes..... No.....

12. In your experience has soft rot become more..... or less prevalent..... in recent years?

13. Is soft rot more prevalent in your seedling plots..... variety plantings..... in new..... or old..... plantings?

14. Have you observed that certain varieties are consistently more susceptible than others to soft rot? Yes..... No.....

15. Under your conditions is soft rot prevalent during the spring growing season..... during the blooming period..... in the late summer and early fall?.....

16. Have you experienced losses of seed pods from rotting of the seed stalks or pods before the seed is fully mature? Occasionally..... Frequently.....

17. If requested, would you be willing to report serious outbreaks of soft rot or other iris diseases in your locality during the coming season? Yes..... No.....

18. Suggestions.

Signed .....

Address .....

## COMMERCIAL DIRECTORY

All of the dealers listed below are members of The American Iris Society. If you are buying iris for your garden, it should be your particular pleasure to make your purchases from the dealers who have worked with and supported your Society. Your officers and directors invite your special attention to this list. They also ask a favor. When you order, tell the dealer you saw his name in the BULLETIN and do him a favor by not asking for a catalog unless you mean business.

### IRIS CHECK LIST 1946

Lists 19,000 Names of Iris and Parentages  
Over 500 Pages

\$3 to members; \$4 to non-members. Make  
check or money order payable to American  
Iris Society, 821 Washington Loan &  
Trust Bldg., Washington, D. C.

### MILLIKEN GARDENS

385 W. Colorado Street

Arcadia

California

### IRIS—HEMEROCALLIS

*Catalog in Color on Request*

### JORDAN'S

### IRIS GARDEN

*Iris of Quality*

MRS. W. H. JORDAN

3225 Hardeman St., Ft. Worth, Texas

### KENWOOD IRIS GARDENS

*Iris, Hemerocallis, Peonies, Poppies*

MRS. J. F. EMIGHOLZ

R.R. 10, Sta. M Cincinnati 27, Ohio

### GEISER'S

### FAIR CHANCE FARM

*Iris, Peonies and Poppies*

BELOIT, KANSAS

### WILD GARDENS

*La. Iris, Native Plants, Rare Bulbs*

MRS. RUTH M. DORMON

Rt. 3, Box 70, Old Mooringsport Rd.,  
Shreveport, La.

### IRISNOLL

FRED DE FOREST

*Hybridizer and Grower*

Route 1

Monroe, Oregon

Descriptive List Sent on Request

### IRISDALE GARDENS

Mrs. Norman S. Horton

*Grower and Hybridizer*

Descriptive List by Request

ELKHART, IND.

---

**TELL MUHLESTEIN**

*Hybridizer and Introducer*

Growing the Latest Novelties  
and the Standard Varieties

691 East 8th North, Provo, Utah

---

**IRIS - PEONIES**

Hemerocallis, Poppies  
and Chrysanthemums

Large Collection—1600 Varieties

**C. F. WASSENBERG**

VAN WERT, OHIO

---

**IRISES AND DAFFODILS**

*Specializing in the Kenyon Reynolds  
Daffodils and Pacific Coast Irises*

LENA LOTHROP

211 East 18th St., San Bernardino, Calif.

---

**FAIRMOUNT GARDENS**

*Iris, Hemerocallis, Oriental Poppies*  
Introducer of Many of the Best Iris  
and Hemerocallis

MRS. THOMAS NESMITH

Lowell, Mass.

---

**LONGFIELD IRIS FARM**

Williamson & Cook Originations

*IRIS AND PEONIES*

BLUFFTON

INDIANA

---

**MORGAN'S GARDENS**

LATEST and BEST in IRIS

66th and Blue Ridge Blvd., Route 3

Kansas City, Missouri

---

**MAPLE VALLEY IRIS GARDENS**

Mrs. C. G. Whiting

*Hybridizer and Grower of Fine Iris*

MAPLETON

IOWA

---

**LYON IRIS GARDENS**

*New and Choice Irises*

18831 CALVERT STREET

RESEDA, CALIF.

---

**“HILL-SON”**

H. M. & Robert C. (1st Lt., Inf.)

LaFontaine, Kansas

*Specializing in*

IRISES                      PEONIES

HEMEROCALLIS

IRISES—Dwarfts, Re-bloomers, Siberians,  
Spurias and choice Tall Bearded.

PEONIES—Doubles, Singles and Japs;  
the best of the new and old hybrids.


HEMEROCALLIS—Small in number but  
choice in quality and vigor.

---

**ELMOHR  
LONG'S  
GARDENS**

Introduced by  
(Loomis)

Boulder,  
Colorado



---

## See IRIS "Dreamland"

*For most exact word picture of "Dreamland" submitted before July 15, 1946. 1st prize "Dreamland," 2nd "Bright Melody," 3rd "Alza Hold"*

**W. S. SNYDER**

3822 4th Ave. Sioux City 20, Iowa

---

## GRAND IRIS

Dozens of loveliest varieties  
SOUTHERN PACIFIC, EL MOHR, ICY  
BLUE

*Send for price list. FREE.*

## AMITY GARDENS

AMITY OREG. BX. 43

---

## RAINBOW HYBRIDIZING GARDENS

*The latest iris creations  
in all colors of the rainbow*

**LLOYD AUSTIN**

Route 1 Placerville, California

---

## Syllmar Gardens

ELMA MIESS

## GROWER OF FINE IRIS

Route 1 12982 Borden Ave.  
SAN FERNANDO, CALIFORNIA

*Write for description list.*

---

## NOTES

## A VERY SPECIAL OFFER

The Manual of the American Peony Society is a handbook of peony information obtainable in no other publication.

A limited stock is still available and another drastic reduction in price has been made. Membership in the Society and a copy of the Peony Manual can be had for \$4.65, or the Manual will be sent postpaid, while the supply lasts, for \$1.65. Circular of contents sent on request. This is a wonderful buy and stock should be depleted rapidly. Better get a copy while they are still available. No second edition to be printed.

Four informative bulletins are issued yearly and are sent to all members. If interested, write for copy. Make all remittances to the American Peony Society and mail to

W. F. CHRISTMAN, Secretary  
AMERICAN PEONY SOCIETY  
NORTHBROOK, ILL.

## YEAR BOOKS

OF

THE AMERICAN HORTICULTURAL SOCIETY

AMERICAN DAFFODIL YEARBOOKS, 1936, 1937, 1938—

50c a copy

DAFFODIL YEARBOOK, 1942—\$1.00

The 1942 issue is a joint publication with the Royal Horticultural Society, and contains the latest in daffodil news from Australia, Great Britain, New Zealand, Tasmania and the United States.

LILY BULLETIN FOR BEGINNERS, 1941—25c

AMERICAN LILY YEARBOOKS, 1939, 1940—\$1.00 a copy

1942—Price \$1.25

Your pleasure in iris will be stimulated by taking a good look at other fields. The books listed above offer you best opportunities, and at bargain prices. Much information is contained in each book, and there is no duplication. Write for information about membership in the Society.

Make checks payable to the American Horticultural Society, and send to 621 Washington Loan & Trust Bldg., Washington, D. C.

# Kindred Spirits Build

---

---

In every community kindred spirits build an appreciation for the better things in life. As members of the American Iris Society we are linked to others of like ideals and similar aims in the propagation of Irises; not alone because of their beauty and hardiness, for there is, in the loveliness of good flowers, an appeal for a better community spirit.

Surrounded as we are, each of us, by folks who like the things that we like, who strive to build into the community the things that we strive to build, gives an opportunity to us all, to widen the scope of our individual influence for better flowers.

The American Iris Society wants to grow; it wants to build in every community. Won't you send us in the names of kindred spirits so that they may receive an invitation to join our Society?

---

---

The American Iris Society

---

---

1946 ANNUAL MEETING  
BOSTON, MASSACHUSSETTS

*Headquarters:* Hotel Copley Plaza. Other near-by hotels are the Statler, Kenmore, and Copley Square and Mr. M. J. Barker, 458 California St., Newtonville, Mass., will assist if members experience difficulty in making reservations.

*Time.* A program for the three days will be mailed on or about May 10th—our normal season is around June 7th.

*Transportation* by bus will be available on each of the three days.

New England offers a wealth of historical and educational points of interest and visitors driving from a distance should plan to include the gardens of members in Western New York and Massachusetts or Connecticut, New York City, Philadelphia and South.

---

---



BULLETIN  
OF THE  
**AMERICAN IRIS SOCIETY**

APRIL, 1946

No. 101

*In Memoriam, JACOB SASS*

R. S. STURTEVANT, *Editor*

GEDDES DOUGLAS, *Associate Editor*

CONTENTS

Foreword .....	1
Jacob Sass—1872-1945. <i>Thura Truax Hires</i> .....	3
<i>Sherman L. Duffy</i> .....	4
His Work with Irises, <i>Thura Truax Hires</i> .....	5
<i>Agnes Whiting</i> .....	13
<i>Sherman L. Duffy</i> .....	20
List of Introductions .....	14
MEDALS, 1945. Mrs. Louise Blake, <i>Harvey Hobson</i> .....	23
Paul Cook, <i>Mary Williamson</i> .....	25
E. Greig Lapham, <i>Franklin Cook</i> .....	28
Amoena Breeding Experiments, <i>Jesse Wills</i> .....	31
Amoenas and Near-Amoenas in the Early Years .....	42
New England—A preview of the Annual Meeting, <i>Mrs. Thomas Nesmith</i> .....	46
Forward Looking Region 6, <i>Mrs. Silas B. Waters</i> .....	50
Washington State Iris Society—Proposed Program, <i>Alexander Maxwell</i> .....	53
Canada—1945, <i>W. J. Moffat</i> .....	55
Iris, A Hobby for Men, <i>John B. Wallace, Jr.</i> .....	58
Lest We Forget .....	64
They Say! <i>Mary Tharp</i> .....	65
APPEAL for Kodachromes .....	66
IN THE GARDEN .....	67
VARIETAL COMMENTS .....	72
Membership List. Changes from Feb. 1945-Feb. 1946 .....	78
Les Iris des Jardins, <i>M. P. Lavenir</i> .....	88
POLICY OF AWARDS—1945-1946 Eligible Irises .....	90

Published Quarterly by

THE AMERICAN IRIS SOCIETY, 32nd ST. AND ELM AVENUE, BALTIMORE, MD.

Entered as second-class matter January, 1934, at the Post Office at Baltimore, Md.  
under the Act of March 3, 1879.

\$3.00 the Year—Additional copies 50 cents each for Members

# THE AMERICAN IRIS SOCIETY

## OFFICERS 1946

### Directors:

Terms expiring 1946:	J. P. Fishburn David F. Hall	E. G. Lapham W. J. McKee
Terms expiring 1947:	Dr. Franklin Cook Carl S. Milliken	Howard R. Watkins Jesse E. Wills
Terms expiring 1948:	F. W. Cassebeer Geddes Douglas	Dr. H. H. Everett Dr. R. J. Graves

*President*—Jesse E. Wills, Belle Meade Blvd., Nashville, Tenn.

*Vice-President*—Junius P. Fishburn, Box 2531, Roanoke, Va.

*Secretary*—Howard R. Watkins, 821 Wash. Loan & Trust Bldg., Washington, D. C.

*Treasurer*—E. G. Lapham, 1003 Strong Ave., Elkhart, Ind.

*Editor*—R. S. Sturtevant, Rte. 5, Nashville 4, Tenn.

*Associate Editor*—Geddes Douglas, Chestnut St., Nashville, Tenn.

### Regional Vice-Presidents—

1. W. J. McKee, 45 Kenwood Ave., Worcester, Mass.
2. Kenneth D. Smith, Benedict Rd., Dongan Hills, Staten Island, N. Y.
3. John Dolman, Jr., 204 Vassar Ave., Swarthmore, Pa.
4. J. Marion Shull, 207 Raymond St., Chevy Chase, Md.
5. T. N. Webb, Durham, N. C.
6. Mrs. Silas B. Waters, 2005 Edgecliff Point, Cincinnati, Ohio.
7. W. F. Cahoon, R. 4 Cahaba Rd., Birmingham, Ala.
8. Mrs. W. F. Roecker, 3319 No. 14th St., Milwaukee, Wis.
9. O. W. Fay, 1522 Isabella St., Wilmette, Ill.
10. Frank E. Chowning, 2110 Country Club Lane, Little Rock, Ark.
11. Mrs. Mary F. Tharp, Payette, Idaho.
12. Merritt H. Perkins, 2235 Fairfax St., Denver, Col.
13. Dr. R. E. Kleinsorge, Silverton, Oregon.
14. Mrs. G. G. Pollock, 1341 45th St., Sacramento, Calif.
15. E. E. Nies, 1423 No. Kingsley St., Hollywood, 27, Calif.
16. W. J. Moffat, 170 Delaware Ave., Hamilton, Ontario, Canada.

### Chairmen of Committees:

*Scientific*—Dr. L. F. Randolph, N. Y. State College of Agriculture.

*Election*—Dr. George M. Reed, Brooklyn Botanic Garden, Brooklyn, N. Y.

*Membership & Publicity*—W. J. McKee, Worcester, Mass.

*Registration*—C. E. F. Gersdorff 1825 No. Capital St., Washington, D. C.

*Assistant*—Mrs. Walter Colquitt, 487 Albany, Shreveport, La.

*Exhibition*—Mrs. Ralph E. Ricker, 1516 Rose St., Sioux City, Iowa.

*Recorder*—Mrs. W. H. Peckham, The Lodge, Skylands Farm, Sloatsburg, N. Y.

*Awards*—Junius P. Fishburn, Roanoke, Va.

*Japanese Iris*—Dr. Geo. M. Reed, Brooklyn Botanic Garden, Brooklyn, N. Y.

---

**IRIS CHECK LIST, 1939**—Lists 19,000 names of iris and parentages; over 500 pages. Price \$3.00 to members; \$4.00 to non-members.

---

**LANTERN SLIDES**—Mrs. P. E. Corey, 707 Pearl St., Reading, Mass.

RENTAL FEE (To members) \$5.00

## FOREWORD


■ AFTER many years of editing—my first offense and sentence—I finally came to realize that Departments were a life saver to an Editor and, unless your disapproval is expressed, you will come upon a series of recurring subjects labeled variously and each, at times complete in themselves and at times, mere gathered together notes from a variety of sources. Some headings have been picked up from my pre-1935 experience and some will be new or mere continuations. When Geddes Douglas and I get into our stride (at present it has been a hop, skip, and a jump in an attempt to catch up with two bulletins going to the printer within less than a month) then there may be chance for each of you to contribute.

The Scientific Committee is hormoned with ambition. It has sent out questionnaires both general and selective. The volunteer workers will receive special instructions and the lazy members will, eventually, read the fruits of their work. The compilation of even a few answers is an undertaking in itself. We owe the committee deep gratitude.

The Family Tree will continue as a regular feature ,(thanks mostly I suspect to Mr. Douglas). Science Series, In the Garden, Varietal Comments, perhaps The Vocational Guide, will appear from time to time largely as you yourselves provide the material. We need also pictures, especially garden pictures that display a noteworthy variety in a lovely setting.

We intend to publish bulletins regularly and promptly. The printer claims he can finish in a month. That means copy for July must be in by June 1st. It means postponing the Symposium to the October issue and we fully realize that it delays you perhaps a year in using it for your purchasing.

Early in my experience, Leonard Barron, Editor of *The Garden* (in those days) told me that when they got two or three letters on one subject from subscribers they began to think and when they got a dozen, they planned a special article. The reports from the Regional Vice-Presidents stress the need for Amateur articles. In both 100 and 101 we have included notes on culture, species, and garden use. Hereafter we shall answer any questions you have under the heading "Ask Me Another" and when possible try to have it answered by an authority familiar with your region.—*The Editor.*



*Photo by G. Douglas*

*In the Garden of Stedman Butterick, Concord, Mass.*



JACOB SASS—1872-1945

■ “THEY never quite leave us, our friends who have passed through the door left open, to the sunlight above.”

In the passing of Jacob Sass on December 10, 1945, the American Iris Society lost a charter member, and one of its most loyal supporters. The iris world has suffered an irreparable loss.

Coming to Nebraska as a small boy, he learned to know the flowers of the prairie, and the beauty of the native blue flag, *I. versicolor*. Who knows but that a boy's pleasure in its slender grace led him later to his hybridizing of irises. Of such dreams are realities woven. Mr. Jake was a kindly man, generous to a fault. His the happy faculty of making friends easily, and keeping them. His boundless enthusiasm, his joy in life, his desire to share with all that which he found beautiful, could not but leave a lasting impression on those who knew him.

Freely he gave to others of the iris knowledge gained from years of experience. Equally generous with gifts from his garden, many present day hybridizers owe their ability to keep pace with color breaks developed in the Sass gardens to his gifts of promising seedlings long in advance of their introduction.

The boy lived eternal in Jacob Sass. Passing years, bringing the inevitable changes and sorrows that come to all, could not submerge this quality which so endeared him to his friends. He followed the rainbow of his boyhood's dream to its end, secure in the knowledge that his loved work would be carried on ably by his son, Henry.

With each returning spring, with the passing to rest of the flowers in the fall—the beauty of the irises will bring to us memories of Mr. Jake. The gardens of the world are richer from his perception of beauty—our lives enriched by the gifts of his friendship.

Jacob Sass, the man, has passed beyond our ken, but his memory will live on in the hearts of his friends.—*Thura Truax Hires.*

In the death of Jacob Sass on Dec. 10, 1945 in Omaha at the age of 75 the iris and farm world lost an outstanding figure and something fine has gone out of the lives of those of us who were privileged with his friendship. His was an outstanding personality, the finest type of the American farmer, a man of broad and liberal view point and interested not only in his primary occupation as a plant breeder but in national and civic issues as well.

It was my privilege to have enjoyed his friendship and that of his elder brother Hans P. Sass for some years.

Jacob and Hans were the pioneer breeders of the Middle West. Their work extended over a series of more than forty years. They also experimented with other plants. Jacob had some fine lilacs of his origination. Hans has done some fine work with hemerocallis and Oriental poppies. While they had separate establishments, commercially they polled their interests in their annual lists.

Their irises were grown under climatic conditions to try the plants to the utmost. Their farms are in a windswept area with hot sun. An iris of weak substance had no chance to show what worth it might possess. It also had to have a sturdy stem to stand up under those Nebraska winds. These two qualities made their productions ideal for gardens here in the Middle West. Our gardens owe a great debt to their work.—*Sherman L. Duffy*

## HIS WORK WITH IRIS—*Thura Truax Hires*

■ SHORTLY after the turn of this century two of the Sass brothers, Hans and Jacob, in leisure hours turned to the hybridizing of peonies and irises. Lovers of flowers, they had followed with much interest, the writings of the Rev. C. S. Harrison, another Nebraskan, who did so much to help popularize these plants in the midwest.

While Mr. Hans worked first with peonies, Mr. Jacob turned his attention to the irises. He purchased such varieties as were then obtainable, and in 1907 bloomed his first seedling. What a thrill of pride he must have felt when the buds unfurled to show the lovely blue flowers, knowing there was not another exactly like it. This seedling was to be used, not only in his own crosses but in those of his brother, Hans, who began to work with irises a year or two later.

Each year catalogues were searched, and promising varieties purchased. By 1919, when the American Iris Society was organized, they had collections of all that gave promise of being useful to them. They became charter members of the Society and from its inception took deep interest in its objectives.

From the beginning careful records have been kept. While most of the named seedlings have resulted from studied planning, a few have come from bee pollinization. As the years passed, each bringing a widening scope of color, form and quality, long winter hours were spent in studying these records, always with a thought for hardiness, as well as color. On the wind swept prairies, height is not always an asset. Mr. Jake felt that clear bright color, in a medium size flower, on a medium height stalk, was greatly to be preferred.

As in most hybridizers' gardens at that time there was a preponderance of blue seedlings, it was particularly interesting when the ruffled blend-plicatas appeared in the Sass gardens. With the introduction in 1923 of Aksarben, Jubilee and Lona, to be followed shortly by Beau Ideal, King Karl and Mrs. A. S. Hoyt, iris gardens took on added gayety. Not tall, but of varied color, they were a decided addition to the garden picture. Having introduced Matilda in 1929, when Mr. Jake wrote in 1930, saying: "I am introducing Chestnut to complete the set" it seemed he felt his work with this particular type of plicata was ended. For some

years he had been using them, trying for added height, while hoping to retain the typical *plicata* marking. Most of the progeny were blends.

So much had been heard of the hybridizing being done by these two brothers, Mr. Wister felt the gardens should be visited and a report of the seedlings be given. In the winter of 1926 he suggested that Mr. Connell and I go to Omaha the following season. Toward the end of May Mr. Connell met Mrs. DuMont and me at Omaha and we spent two days in the two gardens, then covering about ten acres.

Those who have been privileged to visit the Jacob Sass family know the welcome we received upon our arrival. As so often happens, we expected to be taken at once to the seedling gardens. This was not done. Always so proud of his children, so pleased with their accomplishments, first we were shown the beautiful needlework of the daughters, and then the handicraft of the boys. During twenty years, rarely did I have a letter from Mr. Jake in which there was not mention of some of the boys. As the years passed they built the great barns, repaired the machinery, and took over more and more of the management of the farms, leaving their father free to carry on the iris work, in which he became more and more engrossed.

After a leisurely dinner, during which there was much iris talk, we visited the gardens. Here among the seedlings we found every type and color then to be had, quite a number seeming to duplicate many a high priced novelty. When an especially fine seedling was praised Mr. Jake would say "Wait 'til you see what Hans has." It was not until later, when from Mr. Hans came praise for his brother's seedlings, that we realized we had then heard the keynote of the close bond of comradeship between them. Each has shared equally the success of the other. Throughout the years it has always been—"wait 'til you see. . . ." So closely have they collaborated, it is almost impossible to consider their hybridizing separately.

With just a short preview of the seedlings in the garden, but with the promise to give us more time the following day, Mr. Jake hurried us on to Mr. Hans' garden. After a chat with Mrs. Sass and Anna, we were led to a much larger planting, as Mr. Hans was doing no farming, working only with his flowers. He had been working primarily with the dwarfs and intermediates,



hoping through the latter to develop brilliant, tall bearded yellows. Both brothers were working for yellows. Amongst the hundreds of tall bearded seedlings we were particularly interested in a tall, smoothly finished seedling, No. 122, which had received an H.M. at Omaha in 1926. This was named Balduin—later corrupted to Baldwin, through a typesetter's error. Mr. Connell considered it one of the finest irises he had ever seen. Across the way was another seedling of brilliant color—King Tut. These two irises were to produce Joycette which, in turn, combined with a seedling of Redwing  $\times$  Cardinal, produced The Red Douglas. Here, too, was the group of small blends referred to as "golds," one of which, named Old Gold, enters into the breeding of Prairie Sunset.

While making notes in the gardens the next day Mr. Connell said "Lady, they are going places." How true a prophecy.

During early work Amas was used extensively because of its hardiness, a characteristic easily transmitted. Too, its hybrids increased rapidly. Dominion, itself, was used rarely—if ever—since it usually rotted before blooming. Of its derivatives Mr. Jake preferred to use Cardinal. By 1927 they had the sixth generation of their own seedlings in bloom, and were depending more and more on them to give the desired breaks. At this time they had bloomed more than 50,000 seedlings. In a desire to secure better branching *trojana* blood was being injected. Mr. Jake had begun his search for pinks and whites. Caroline E. Stringer had been crossed with Aphrodite. Mr. Hans had secured Trostringer from Caroline E. Stringer  $\times$  *trojana*. In 1928 Mr. Jake bloomed forty pink seedlings from a Trostringer  $\times$  Aphrodite cross. Of these several were exceptionally fine. Pink Satin was introduced in 1930. No. 28-12, a sister seedling, was sent to several gardens that his friends might see his progress toward pink. It grew so easily, bloomed so freely, and gave such a splendid garden effect, he was forced to introduce it, so insistent were his friends. It was named Pink Opal. In a letter dated February 23, 1927, he had said "I don't believe we will ever have a real rose red, but I do believe we will get some much nearer red than we have now, as each year we are getting something better. Also in pink—we have some now more branched than Caroline Stringer and about the same color, Pale Rose Purple."

In this same year, 1928, from a cross of Argentina  $\times$  Conquistador, came a number of whites. Of these, No. 28-10 proved hardy

in Nebraska and was named Wambliska. Since *mesopotamica* entered largely into its heritage, as it did in Purissima, there was a question whether it would be reliably hardy generally. It was sent on trial to widely separate sections prior to introduction. In many places it has not done well, but how fortunate the garden in which it does.

In 1929 between 6,000 and 7,000 seedlings bloomed. Amongst these were fine reds. Mr. Jake had been working for reds for some years, using Medrano as a possibility. The results from it were not satisfactory. Using Cardinal pollen on some of the best seedlings gave some fine, rich red toned seedlings, and a yellow bicolor. The cross of Baldwin  $\times$  King Tut gave purple reds, but Redwing  $\times$  Cardinal opened the red-brown field. The following year forty Redwing seedlings bloomed, most with better color than either Redwing or King Tut. Of these, No. 30-40, Redwing  $\times$  King Tut, was the most brilliant and gave great promise. He used it freely in hybridizing and had high hopes for it, looking forward to its introduction. In 1932 the standards showed a tendency to flop, so it was withheld. It has a decided yellow undertone which places it on the yellow-brown side of red. It blazes across the garden and makes a wonderful clump. Some years the standards are quite well mannered. He gave it to many friends who have used it extensively in breeding.

Two hundred new pink seedlings bloomed in 1930 but he thought them no better than Pink Satin. It began to look as though the pinks he wanted would not come from the line he had been following, and he turned to another. By this time Rameses, Mr. Hans' King Tut  $\times$  Baldwin seedling, was being used extensively by both brothers, both as seed and pollen parent. Since in it the colors were so well broken, it might throw any way. Toward pink, possibly, and, with its yellow undertone, surely there were possibilities of yellows. The seedling to be introduced under the name of Joycette, had bloomed. It had rich color from its pollen parent, King Tut, while Baldwin gave it height and a flower of size and smooth finish. It was easily the center of interest that season and seemed a promising advance in the red-purples.

In 1931 the offspring from the pink Trostringer-Aphrodite seedlings began to bloom. Among them were a number of large, clear whites. Some from Wambliska, too, showed much promise. Several tall plicatas also bloomed, the result of a series of crosses be-

tween seedlings and Los Angeles and San Francisco. Of these plicatas the best seemed to be No. 31-54, which was introduced in 1936 under the name, Claribel. Grown in my garden for several years under number, it proved very reliable, made rapid increase, and was most floriferous.

Under date of Nov. 8, 1931, he writes "I always had quite a few of the oncoeyclus irises. I crossed every bloom with either a pumila, intermediate, or a tall bearded. Out of about 800 seed only four germinated. Two of these were true pumila hybrids, and two were oncoeyclus-pumila hybrids. They show both oncoeyclus and pumila blood. Then in turn I used all the pollen of the oncoeyclus flowers on pumilas. Of these crosses I got three seed. One has bloomed, and it is the best of the three I have had in bloom. I can already see on the leaf and rhizome that the other two pumila  $\times$  oncoeyclus have both pumila and oncoeyclus characteristics. This year I had quite a bit of seed from pumilas crossed with oncoeyclus irises." At the date this letter was written the fall bloomers were in full flower in his garden. Thus we see his varied interest.

Of about 1,500 Wambliska seedlings to bloom in 1932, 25 were selected in the two gardens for observations. There were creams, blue whites, pink whites, and pure whites with yellow hafts and beards. Dore was one of these seedlings—the only yellow in the lot. Crystal Beauty was another. That season four irises were selected for introduction in 1933—Golden Helmet, Blue Monarch, War Eagle and Spokan. Two were seedlings of 1930 and two of 1931. All were promising.

Mr. Jake was not interested in blends and had not previously kept any of this type appearing amongst his seedlings. With the developing interest in blends, and the many fine ones being selected in Mr. Hans' garden, he decided he would have to work with them in order to keep pace with his brother.

In 1933 he named two exceptionally brilliant intermediates, Golden West and Red Orchid. They were introduced the following year. Both had been growing in my garden under number for several years and everyone who saw them wanted them. This year, too, saw the introduction of the five oncoeyclus-pumila and pumila-oncoeyclus hybrids. These I had grown in the rock garden where they increased well and bloomed freely. Since that time he has had a number of others, equally hardy.

Field mice having ruined about 70% of seed during the winter

of 1931-32, there were not many new seedlings of the tall bearded in 1933. The Red Douglas and Maid of Astolat, were two. Ozone, a seedling of 1932, proved most distinctive there that year, as it did in several other gardens where it had been sent under number for observation.

For several years Mr. Jake had been working for better dark irises. In the earlier years he had experimented with Louise Bel, Archeveque, and several others, using them in conjunction with their own seedlings. However, it was from a rich, dark purple seedling developed by Mr. Hans, together with Baldwin, Cardinal and Tenebrae, that he succeeded in getting the darkest of his seedlings of that time, The Black Douglas. Having been tested for two years and compared with named varieties in its class it was decided to introduce it the following year. Several other seedlings he had thought showed promise, did not measure up. So often this proves true of seedlings—the first bloom being the best. Again, others, viewed indifferently at the first blooming, turn out far superior when better established. The Sass brothers have always been careful with regard to introduction. Seedlings are bloomed two years at least—preferably longer—before they are introduced.

In 1934 Mr. Jake succeeded in getting a start on the tall, large flowered yellows. Dore, selfed, was giving deeper yellow. Too, the yellow ground plicatas were appearing in both gardens. Reds, violets, and more whites appeared. Larger flowers, better substance, branching and height—all advancements which they had worked for in the 1920s were showing in the mid-1930s. Still he felt the very tall varieties, with stalks carrying many large flowers, were not the type for gardens in the open wind swept country. Though he had to keep pace with the trend, and cater to those wanting bigger and taller irises, he felt varieties having a stalk from 36 to 38 inches, with flowers in proportion, were the most satisfactory.

In 1935 when I again visited the gardens, I realized more fully what advances they had made. This time I had a week, instead of two days, in which to study the seedlings. It was too short a time. The high quality in both gardens was very noticeable. While Mr. Hans had that amazing series of yellow ground plicatas, Mr. Jake had whites, rich and brilliant red-browns, violets and black purples. Both had some excellent yellows. Though they had not reached, in all instances, the standard they had set for substance and form of flowers, they did have clarity and depth of color. No 35-15 looked

promising in bud and, fearing a storm, the first bloom was cut. Opening indoors we thought it very fine. Later it was named *Casque d'Or*.

The drought of 1935 and 1936 was most disastrous, causing a loss yearly of about 75% of the seedlings. In 1937 Mr. Jake wrote "Nothing outstanding appeared in the seed beds this year." Though discouraged by the losses, he was hopeful for 1938, when the first seedlings from *The Red Douglas* should bloom. That *Lilamani*, a seedling of 1935, was proving its worth, was consoling. Too, there were several fine yellows. Another generation should see the yellows they were working for, and which the dry years had delayed. Few of the 1936 numbered seedlings bloomed in 1937.

The following season was one of the best in years, with *Camelina*, *Golden Age*, *Prairie Sunset*, *Elsa Sass*, and several of the yellow *plicatas* taking precedence over all others.

In 1939 the season was bad, bloom erratic, but germination was good. During one week in June over 9,000 seedlings were set out, 600 being from *Prairie Sunset*. The 1938 and 1939 seedlings were set out close together, with space left nearby for the 1940s, with the hope that in 1940 there would be a good season. In 1940 Mr. Jake wrote that the 600 *Prairie Sunset* seedlings gave the best things,—many blends, of many colors; some coming nearer to pink—not true pink, but an advance. Also some were coming nearer to red, one being *Brick red*. Fine large whites and yellows, and two so dark, black being about the only color describing them. This was the year *Flora Zenor* bloomed. Mr. Jake wrote "Perhaps the flower is too small to name, but good to breed from." When this seedling bloomed in my garden the following year, I thought it a decided color break, and later was glad he had been induced to name and introduce it—thus making it available to those hybridizers working for pinks. Let us not criticize its introduction—rather let us realize it was done solely for its breeding possibilities. A good deed done by a kindly man. In this same letter he said "We are still crossing for all colors, but are working mostly for pinks from the blends. We are coming nearer every year but think it will take a number of years yet before we have a real pink." Seven thousand new seedlings were set out that year. On Nov. 11, 1940, the temperature took a sudden drop from 80 degrees at noon to 5 degrees at midnight. Many of the irises were lost, including some finer named varieties, but they were fortunate in saving the 1940 seedlings. The bloom stems of about 80% were frozen.

In 1941 two of his sons entered the army. Young Henry, who had been taking over the greater part of the hybridizing for a number of years, now had to put aside much of it, to devote more time to the farms. Failing health curtailed Mr. Jake's activities. In that year only Starless Night was introduced, but they listed for the first time Golden Fleece, introduced in 1940 by Mrs. Whiting. This iris has received high praise from many regions.

Since then there have been twelve seedlings introduced. Of these, Ola Kala, Moonlight Madonna, and Sunset Serenade, have received A.M. awards, and much favorable comment. Alba Superba and Miss Bishop are fine whites, while Lake Huron is being hailed as a splendid blue. This blue I have not seen, nor have I seen Solid Mahogany, the latest introduction.

In his hybridizing Mr. Jake covered the range of bearded irises, giving us varieties of uniformly high quality, both in color and hardiness. Though twenty years have passed since their introduction, who would wish to be without some of the low growing ruffled plicata-blends, so useful in tying to earth some lanky iris. Or forego having Golden Harvest, Challenger and Red Orchid to give the needed fillip to some lilac and tulip combination. I would not be without Pink Opal, so freeblooming, so lovely when combined with a blue such as Castalia, with Venus de Milo close by. When Lake Huron comes to my garden I shall wish to try them together, using Crystal Beauty, or perhaps Matterhorn as the white. In some of the introductions the flowers are too closely crowded on the stalks. We know that Mr. Jake realized this full well, being one of the first to criticize this fault in those irises. We know, too, that the same fault could be found with many another hybridizer's offerings. Gardeners wanted color, and freely it flowed from the Sass gardens.

During all these years the first letters received following a blooming season, while telling of his own seedlings, were filled with greater praise for those of his brother. I recall only once having him say "I have Hans beat." And always there was unstinted praise for other hybridizers' worthy seedlings then blooming for the first time in his garden.

Jacob Sass received all the honors a grateful iris world could bestow—the Dykes Medal from The Iris Society in 1941, and in 1942 the Achievement in Hybridizing Medal from our own Society. His H.M. and A.M. awards were numerous. These honors were

richly deserved. His name is etched deeply in the garden book of fame.

*From Agnes Whiting*

■ In the passing of Jacob Sass one of the world's foremost hybridizers of iris is lost. Born in Duvenstedt, Germany, July 9, 1872, he came to America at the age of twelve with his parents, three brothers and a sister. With one of these brothers, Hans Peter, he formed a brother team which for nearly forty years has given the world fine irises which are known and loved wherever that beautiful flower is grown.

Jacob Sass's first iris seedlings bloomed in 1907 from chance seed, and from these he began hybridizing for yellow ground plicatas. His first introductions were Jubilee, King Karl, and Lona. Only clear pure colors were saved—all dark smoky blends were thrown out. Some fine blues from early chance seedlings crossed with Amas were bred with these plicatas giving blue and white plicatas such as Matilda, and generations later, Blue Shimmer. From yellow plicatas also came clear lemon yellows with a border pattern. Golden Fleece is one of the finest of these and Hans Sass has called it "Jake's Masterpiece."

It is impossible to follow the breeding lines of Jacob Sass's iris without including the work of his brother, Hans. They worked together, exchanging plants, records, and ideas freely over the years. When Hans's King Tut bloomed, which had in its parentage one of Jacob's early variegata seedlings, Jacob saw at once its great possibilities for breeding reds. Crossed with Baldwin it brought Joycette, one of the first good dark reds. From Joycette crossed with a seedling (29-12) derived from Cardinal and Alcazar came the Red Douglas. This same seedling (29-12) crossed with 29-34, a red seedling of Hans's, and then with City of Lincoln brought Solid Mahogany, one of the very finest modern reds. These records show the importance of the variegata in the breeding of reds.

Jacob Sass will long be remembered for his development of pink irises. Many years ago he obtained fine clear orchid pink seedlings from line breeding from Her Majesty. The best of these was named Caroline E. Stringer, a clear pink with short stems. Hans Sass crossed this with *I. trojana* which brought the same coloring on taller, better branched stalks, one of which he named Trostringer. Jacob then crossed Trostringer with Aphrodite and got his

famous Pink Satin and Pink Opal. Further breeding along these lines failed to bring much improvement in color as all seedlings showed distinct orchid tones. He then began working with the pink toned blends such as Rameses and Midwest Gem in the belief that pure pinks could be obtained from them. Rameses crossed with Wambliska (his white of the same parentage as Purissima) brought Dore. This pale but warm yellow has played a heavy roll in the development of the Sass strain of the new "pink-bud" or "Seashell" type of pink iris. Shortly after the development of Seashell by Dr. P. A. Loomis and Melitza by Mrs. T. A. Nesmith, Jacob Sass obtained Flora Zenor from chance pollen on his iris Dore. A sister seedling of Dore combined with pink and yellow conventional blends brought a pure shell pink named Bird of Dawning. This has since been superseded by the newest Sass pink—Salmonette. This comes from a clear yellow from Dore and Matula crossed with a pink blend descending from such irises as Beau Ideal, Rameses, Amitola and Miss California. It is a near self of creamy salmon pink with a rich beard of slightly deeper tone.

To those who are impatient with nature there is a lesson to be learned from the story of Jake Sass's pinks. There are twenty-six years between the iris Caroline E. Stringer and the lovely new Salmonette, twenty-six years of great plowed fields, thousands of discarded seedlings, twenty-six years of sweat of the brow, twenty six years of patience and determination. To lead was not enough for Jake Sass; his was to lead and live forever in the flowers he has given to you and to me.

### INTRODUCTIONS BY JACOB SASS

AKSARBEN. IB (1923).

ALBA SUPERBA. TB (1943). No. 40-169. (Snowking) × ((Y1B seed. × —) × Happy Days). H. M. 1943.

ALEPPO PLAIN. TB (1943). No. 40-219. (Orloff × Y. plicata No. 44-36).

ARUNA IMB (1939). No. OP 35-0. (RC Eunice) × (Trostringer × Aphrodite).

BALLONA. IB.

BALROUDOUR. IMB (1933). No. OP 32-1. (yellow DB × RC Beatrix).

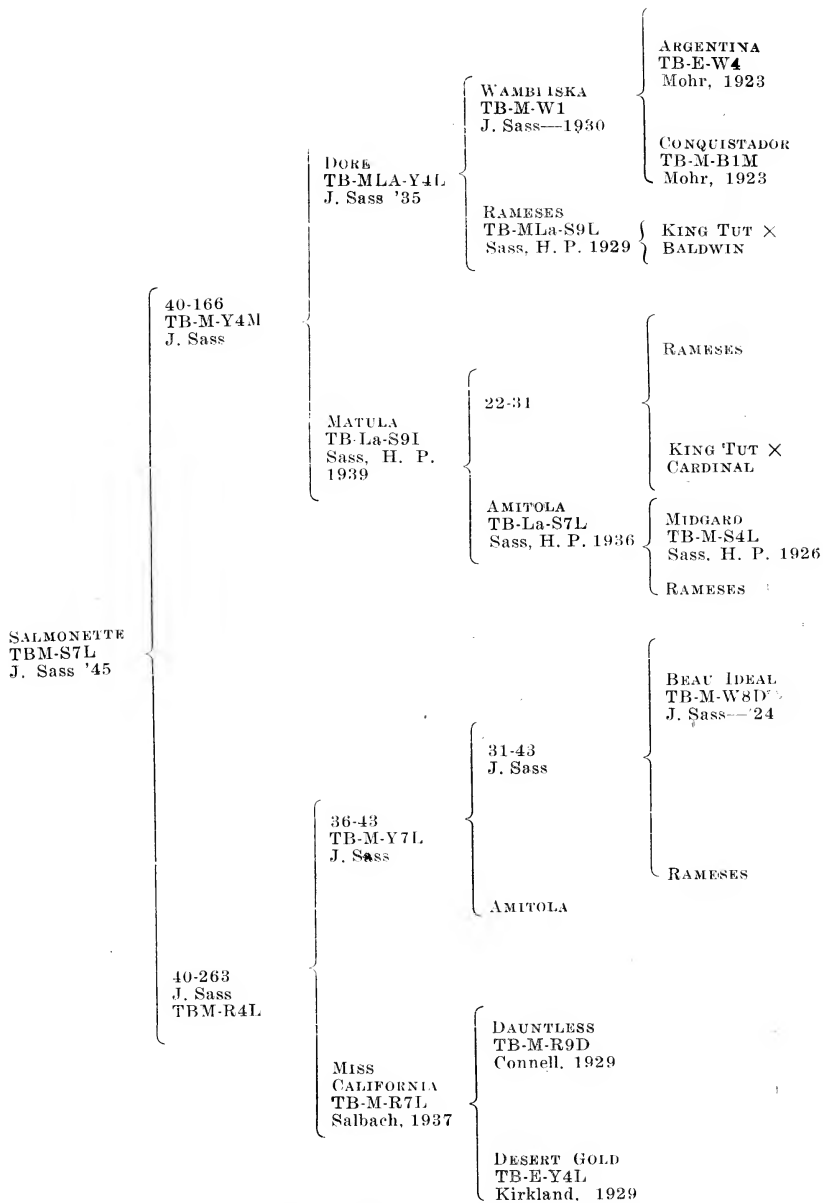
BEAU IDEAL. TB (1924). E. No. 148.




- BERTHA GERSDORFF. TB (1942). No. 40-163. (from yellow plicata seedlings).  
 BIRD OF DAWNING. TB. No. 42-40. (Camelina × Snowking) × (Snowking × large white seedling).  
 BLACKAMoor. TB (1932). No. 29-36. (Beau Ideal × Archeveque) × (Baldwin). H. M. 1931.  
 BLUE MONARCH. TB (1933). No. 31-83. (Wambliska × Matilda). H. M. 1936.  
 BLUE SHIMMER. TB (1942). No. 40-180. (H. P. Sass seed. 65-35) × (Blue Monarch × Blue Hill). H. M. 1942. A. M. 1944.  
 BLUE TOPAZ. IMB (1933). No. OP 2. (RC Beatrix × yellow dwarf).  
 BONANZA. TB (1939). No. 36-48. (El Tovar) × (Jumbo × King Tut).  
 CAMELINA. TB (1939). No. 37-42. (Wambliska × Rameses) × —  
 CAROLINE E. STRINGER. TB (1924). No. 1-26. (Her Majesty × —).  
 CASQUE D'OR. TB (1937). No. 35-15. (El Tovar × Golden Helmet). H. M. 1937.  
 CHALLENGER. IB (1930). No. I 27-1. H. M. 1933.  
 CHESTNUT. IB (1930). No. 28-1.  
 CHIEF. IB (1926). No. 200.  
 CLARIBEL. TB (1936). No. 31-54. (San Francisco × b. plicata seedling). H. M. 1936.  
 CRYSTAL BEAUTY. TB (1935). No. 32-48. (Trostringer × Aphrodite) × (Wambliska). H. M. 1936.  
 DORE. TB (1935). No. 32-50. (Wambliska × Rameses).  
 DOUGLAS. TB (1932). No. 29-20. (seed.) × (Cardinal × Sister seed. to Redwing).  
 ELECTRA. TB (1935). No. 32-1. (from a Conquistador seedling).  
 FLORA ZENOR. TB (1942). No. 40-318. (Dore × —) (lost label). H. C. 1941. H. M. 1942. A. M. 1944.  
 GOLDEN AGE. TB (1939). No. 37-30. (seedling × Dore).  
 GOLDEN FLEECE. TB (1940). No. 38-55. (Siegfried × Dore). H. M. 1940. A. M. 1942.  
 GOLDEN HARVEST. IB (1929). Never numbered. Fall blooming.  
 GOLDEN HELMET. TB (1933). No. 31-58. (Redwing × Cardinal) × (KING TUT).  
 GOLDEN WEST. IB (1934). No. I 30-3. (y. dwarf × —) × (TB seed.). H. M. 1936.  
 GOODWILL. TB. Introduced by Crawford.  
 GRAY CLOUD. DMB (1933). No. PO 32-2. (pumila × —) × RC Beatrix).

- HELEN FIELD FISCHER. TB (1939). (Trostringer × Aphrodite).  
 JAKE. TB (1943). No. 39-177. (Tiffany × Maid of Astolat).  
 JOYCETTE. TB (1932). No. 29-27. (Baldwin × King Tut). H. M. 1932. A. M. 1936.  
 JUBILEE. IB (1923). No. 3-48. (Her Majesty × mixed pollen).  
 JUMBO. IB (1927). No. E. 23.  
 KING KARL. IB (1925). No. 2-59. (Midwest × variegata). A. M. 1927.  
 LAKE HURON. TB (1942). No. 39-158. (Sir Turquoise × Blue Monarch).  
 LILAMANI. TB (1938). No. 35-40. (seedling × The Black Douglas).  
 LITTLE JEWEL. DB (1939).  
 LONA. TB (1923). No. E. 20.  
 MAID OF ASTOLAT. TB (1936). No. 33-8. (mixed plicata seed).  
 MANYUSA. TBM 1946). (Noweta × —).  
 MARISHA. TB (1939). (Amitola × —).  
 MATILDA. TB (1929). No. 25-72. (from 2 white seedlings).  
 MATTERHORN. TB (1938). No. 35-8. (San Francisco × seed.) H. M. 1938. A. M. 1940.  
 MISS BISHOP. TB (1942). No. 39-155. (Tiffany × Maid of Astolat).  
 MISS DULUTH. Sib. (1933).  
 MOONLIGHT MADONNA. TB (1943). No. 40-226. (yellow seed × Elsa Sass). H. M. 1943.  
 MOONLIT SEA. TB (1943). No. 41-10 (parentage lost). H. C. 1942. H. M. 1943.  
 MRS. A. S. HOYT. IB (1927). No. 4-72. H. M. 1927.  
 MRS. WILLARD JACQUES. TB (1938). No. 35-39. (Rameses × seed).  
 NEHAWKA. IB (1929). No. 28-25.  
 NEOLA. DB (1932). No. P30-101.  
 OKLAHOMA CITY. TB (yellow seed. × Happy Days).  
 OKOBOJI. TB (1932) No. 28-7.  
 OLA KALA. TB (1943). No. 41-7. (Amitola seedling × Prairie Sunset) × (Golden Age × —label lost). H. C. 1942. H. M. 1943. A. M. 1945.  
 OWAISSA. DB (1934).  
 OZONE. TB (1935). No. 32-65. (Baldwin × King Tut) × (Douglas). A. M. 1938.  
 PADUSOY. TB (1929). H. M. 1928.  
 PINK DEMOISELLE. TB (1938). (Trostringer × Aphrodite). Named in England.

- PINK OPAL. TB (1934). No. 28-12. (Trostringer × Aphrodite).
- PINK SATIN. TB (1930). No. 28-16. (Trostringer × Aphrodite).
- QUIVERA. TB (1932). No. 29-60. H. M. 1931.
- RAINBOW ROOM. TB. No. 40-311. (H. P. Sass seed. 50-36 × Matula).  
H. C. 1945.
- RED ORCHID. IB (1934). No. I 30-7. (pumila × —) × (DB seed.  
× TB seed.).
- ROSE OF CUBA. TB (1930). No. 28-31. (Aphrodite × Jacinto).
- SALMONETTE. TB (1946). No. 40-39. (Dore × Matula) × ((Beau  
Ideal × Rameses) × (Amitola)) × (Miss California). H. C.  
1945.
- SANGREAL. IB (1935). (pumila × —) × (Cardinal × Autumn  
King).
- SIR LAUNCELOT. TB (1935). No. 32-18. (Red Wing × Cardinal) ×  
(King Tut). H. M. 1937.
- SOLID MAHOGANY. TB (1944). No. 41-43. (City of Lincoln × 38-13).  
H. C. 1943. H. M. 1944.
- SOUND MONEY. DB (1935). No. P 30-107. H. M. 1936.
- SPOKAN. TB (1933). No. 30-91. (Redwing × King Tut). H. M.  
1936.
- STARLESS NIGHT. TB (1941). No. 40-62. (The Red Douglas × r.  
seed.) (F. 2). H. M. 1943.
- STORMY DAWN. IMB (1933). No. PO 31-1. (y. pumila seed. ×  
—) × (RC Beatrix).
- SUNSET SERENADE. TB (1943). No. 40-309. (Golden Age × Prairie  
Sunset). H. C. 1942. H. M. 1943.
- THE BLACK DOUGLAS. TB (1934). No. 32-26. (d. purple seed. ×  
Baldwin) × (d. purple seed. × Cardinal) × (Tenebrae).  
H. M. 1936.
- THE MOENCH. TB (1938). No. 34-11. (Quivera × Wambliska).
- THE RED DOUGLAS. TB (1937). No. 33-13. (Cardinal × sister seed.  
to Redwing) × (Joycette). H. M. 1936. A. M. 1939. Dykes  
Medal, 1941.
- VAGABOND PRINCE. TB (1940). No. 37-16. (seed. × The Black Doug-  
las).
- VELVO. DMB (1933). No. OP 1. (RC Beatrix) × (y. seed. pumila  
× —).
- WAMBLISKA. TB (1930). No. 28-10. (Argentina × Conquistador).  
H. M. 1931.
- WAR EAGLE. TB (1933). No. 30-53. (Redwing × red seed.).



## FAMILY TREE—SALMONETTE



*In Mr. Knowlton's Garden, Auburndale, Mass.*

## SASS' IRISES

SHERMAN L. DUFFY

■ EARLY in their breeding experiments the Sass Brothers decided that the factor most necessary for hardiness and vigorous growth in this part of the country was that of the variegata. They also decided it was the factor that they believed would give the greatest variety of color to relieve the dull tones of the old timers with which they started their work. Early in their breeding tests they obtained plants of the Asiatic species, *Iris trojana*. The genetic background of the great majority of the Sass irises traces back to *trojana* and *variegata*, the former for height, size, and branching, the latter for color and hardiness under our trying conditions.

The Sass irises first attracted attention to their work through their early series of plicatas. In fact up to the present time their plicatas are one of their most outstanding strains. Of these earliest plicatas, King Karl was the one of greatest interest with its hint of the yellow grounded plicatas for which both brothers worked for years, Mr. Hans evolving them first with Siegfried and Orloff. Jacob now has produced some fine ones. Hans in a recent letter said that they had found the introduction of a definite yellow background their most difficult problem.

Jacob had evolved a series of types among his tall bearded irises, most notable of which seemed to me to be the finest lot of white irises I had ever seen. Of these Matterhorn and Crystal Beauty are the finest I have seen. Several years ago Jacob sent me a collection of seedlings under number to try out. Among them were six white irises of various heights and form but all of fine quality. Of these one proved the stateliest and tallest white iris I had yet encountered. This was Crystal Beauty.

Another series was that of his orchid pinks, I had a collection of seven of these in varying tones of orchid. Pink Satin was of this series, the lightest and pinkest of the lot. I liked No. 28-12 best of the lot and wrote Jacob I thought it certainly should be named. Later it was named Pink Opal. These orchid pinks and the brown toned yellow plicatas are beautiful companion plantings as are the yellow plicatas with the lighter blue toned irises.

A third series and one that gave character to the entire iris farm was the reds, all derivatives of King Tut, originated by Hans Sass

and which proved to be a breeding factor that brightened up the entire iris color scale. These reds and red toned blends are brilliant garden material. Outstanding among them are Spokane, one of Jacob's finest productions. His finest reds with which I am familiar are Joycette and The Red Douglas.

Jacob had also evolved a series of creamy whites, some bitones, the standards being yellow with creamy falls. Of this line I thought Doré fine but it seems to have attracted little attention.

A dazzling array of brilliant as well as soft and delicately colored blends have arisen from the King Tut basis. Latterly, yellows have appeared, notably Ola Kola, possibly the richest deep yellow of them all.

But to me the most interesting of all the Sass iris productions is their race of intermediates, scores of them. In using the term intermediate I am taking it in its original and, as I think, its proper meaning, hybrids between the dwarf class and the tall bearded which give us great sheets of bloom with the lilacs and which seems to me to have the finest yellows of all the irises. Although the American Iris Society for reasons entirely incomprehensible to me has adopted a ridiculous classification which practically eliminates these irises as a type of a class, they will survive this illogical manhandling.

It is the field for iris breeding most open for improvement and gives a brilliant two weeks' season in the iris pageant not otherwise attainable. Jacob Sass had done a great deal of work with this type and a rather difficult one, dependent on the late and casual blooming of the dwarf types to furnish pollen. Henry E. Sass, Jacob's eldest son who of late years has taken over the work of hybridizing said that their intermediates were due to the secondary scattering bloom of the chamaeiris hybrids, the true *I. pumila* types such as *I. pumila atrovioleacea* and *I. pumila caerulea* or *azurea* never seeding for them. From this secondary bloom they obtained the pollen to fertilize the tall bearded irises.

The A.I.S. attempt to abolish the intermediate class by adopting a classification by height in inches regardless of season or type of the plant gives nothing but confusion. Under this classification an iris may be an intermediate or even a dwarf in one section of the country and a tall bearded in another. With me Easter Morn in varying seasons has been all three. In cold wet seasons it has given bloom down among the leaves. In other seasons it would

have two foot stalks but in warm favorable seasons a magnificent tall bearded iris.

Jacob was proud of his accomplishments with the intermediates as he was with his onco-cyclus and regelio-cyclus hybrids, small flowered irises of unusual coloring. I have grown his list and liked them and found them hardy.

In one of the last talks I had with him, Jacob expressed the opinion that the big field for development was in the intermediate class and also in the onco-cyclus class, William Mohr being the forerunner. He also believed that size and height were being a bit overdone. He was keen for clean and bright colors in iris and I think these are the outstanding features of his origination.

Our gardens owe a great debt to the Sass Brothers. They have greatly benefitted us. The one consolation in the loss of Jacob Sass to those of us who knew and loved him is that his son, Henry E. Sass, is so well qualified to carry on his work.

#### EDITOR'S NOTE

Those not brought up with the old-time plicatas may find it difficult to appreciate the thrill of the first early introductions from the Sass Brothers. With few exceptions they were neither large nor tall and those with an off white ground-color were apt to be even poorer and not alone in color. In 1924 Miss Sturtevant first listed a selection from the trial group sent out to many growers in previous years and I quote from her catalogue of that date:

"In his crossing Mr. Sass has struck a vein of vari-colored plicatas that shows a marked advance in breeding. Mercedes or variegata plicatas of M. Denis might be considered as prototypes, but this new strain now represented by Aksarben, Midwest, Lona, Beau Ideal, and Jubilee reveals an even greater range of coloring. The plants are vigorous and very free flowering and the full, ruffled flowers possess splendid substance and form. Aksarben is actually velvety, Midwest is rose hued, and I hope that later I may introduce others of even more novel coloring."—R. S. S.





*Mrs. Louise Blake  
—Distinguished  
Service Medal  
1945*

### LOUISE BLAKE

It is an experience long remembered to visit "Three Oaks": it is an inspiration never lost to know Mrs. Blake. I know this for in the past few years I have learned more about iris from Mrs. Blake and her garden than I would have imagined possible.

"Three Oaks" always has open doors for anyone who loves flowers. Mrs. Blake's gracious hospitality radiates throughout the lovely garden. Hundreds see the iris there each day throughout the iris season, and I'm sure that none can see them without having a greater love of iris thereafter.

The iris growers of this section are very fortunate to have such a garden as Mrs. Blake's where they may see new iris of the best quality grown to perfection. In the past one did not think of South Carolina and bearded iris at the same time, rather it was a state more often associated with camelias, azaleas, palmetto palms

and spanish moss. But today it is different, for the name South Carolina and Bearded Iris are practically synonymous and no one has done more to promote the love of iris in South Carolina than Mrs. Louise Blake. That the sphere of her influence does not stop at the State Boundary is evident from the fact that the American Iris Society has awarded her its Medal for Distinguished Service. I am sure her great love for iris is felt the nation over.

Mrs. Blake has always been interested in seeing young members added to the Iris Society and to them she has given advice and encouragement. In this she has been of great value to the Society and the young members.

All the words one might write could never completely portray the beauty of "Three Oaks" and the influence it has had on iris interest. One could never describe the lovable character that is Mrs. Blake. Only to see and to know is to understand.

*Harvey Hobson*



*Lupins at Mrs. Corey's, Reading, Mass.*



*Paul Cook — Hybrid-  
ist Medal 1945*

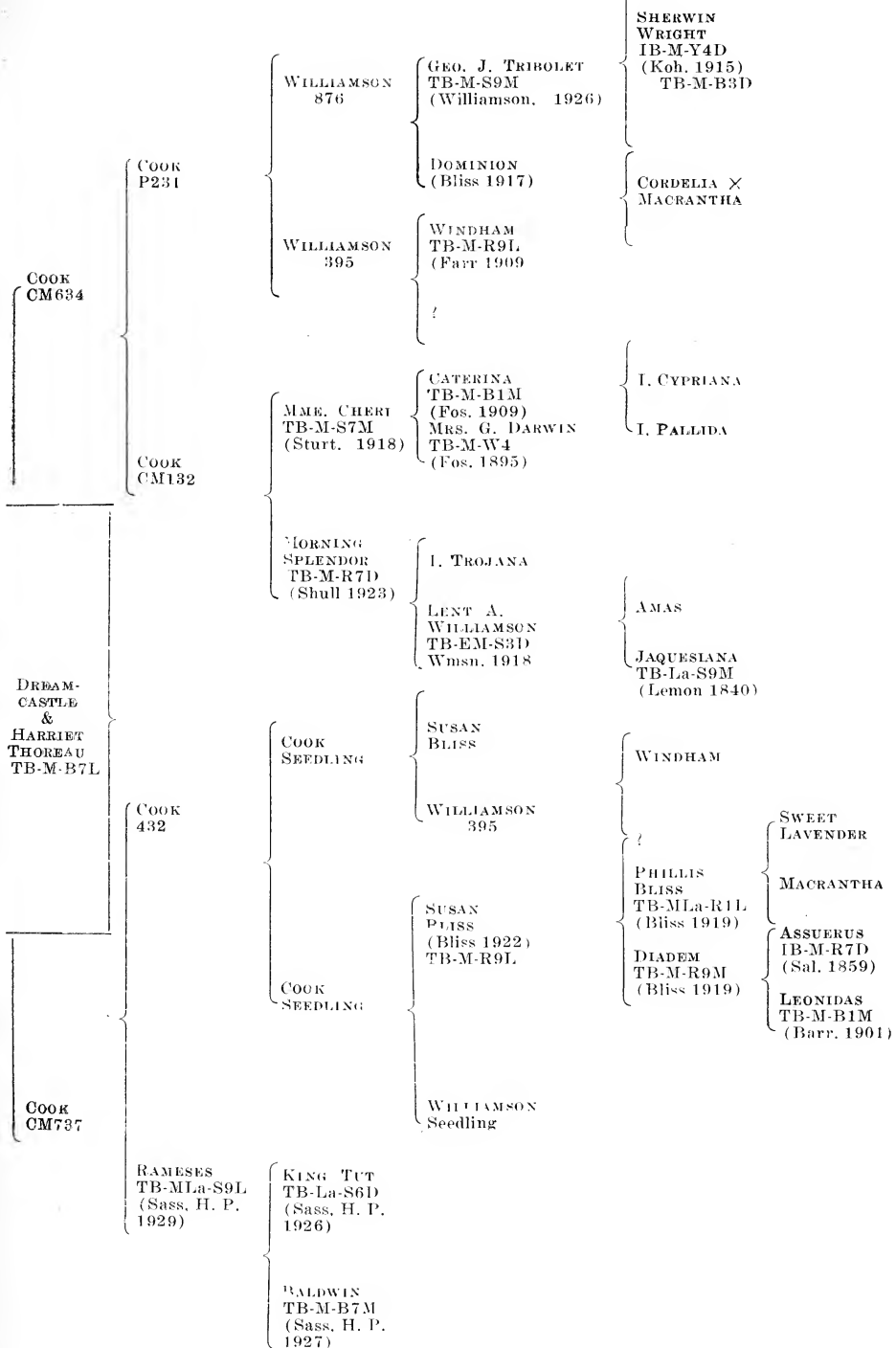
■ IN AN inviting white cottage on State Road 116, 2 miles northwest of Bluffton, Indiana, live Paul Cook and his wife, Emma. Paul is a rural mail carrier in the mornings, but in the afternoons he is an enthusiastic horticulturist, studying and caring for the numerous plants, trees and shrubs surrounding their home. He was born near Poneto, Wells Co., Indiana, in 1891. His interest in plants was stimulated early in life by both his parents; his mother grew fine roses and his father raised fruits and vegetables. It was about 1910 that his thoughts turned to plant breeding after having read some of L. H. Bailey's books. At first he was attracted to the small fruits but gradually settled on Iris as the principal genus to hybridize. World War I interrupted his breeding work but did not lessen his enthusiasm. Upon his return home Paul Cook and

E. B. Williamson found a mutual interest in Iris, which developed a stimulating friendship.

Well do many Iris critics remember Paul Cook's first Iris. They would gaze at his weebegone seedlings with a shake of their heads and pitying look in their eyes, but little did they realize that while they were madly dashing about shaking pollen hither and yon, Paul was quietly organizing, planning, keeping records, and working toward a definite goal. His earliest plan was to cross each two species separately, and from the first hybrids to raise large second generation progenies, in order to learn something of the inheritance of Iris characters. He started with two definite color lines, the red and the blue. After approximately fifteen long years of patiently breeding Iris, Mr. Cook introduced in 1937 his first Tall Bearded Iris E. B. Williamson, a product from his red line. The following year he gave us Sable from his blue line. Since then there has been a continuous flow of outstanding varieties from these two color groups: Captain Wells, Copper Rose, Action Front, Flamely, Redward, Worthington, and Indiana Night. He did not confine his breeding to just these two colors. Gradually he branched out and gave us pinks: Lancaster, Pink Reflection, Majenica, Anna Williamson and Salamonie; orchids: Dreamcastle and Harriet Thoreau; and blues: Three Cheers and Distance. These Iris have had many awards from the American Iris Society. In fact the high percentage of fourteen out of sixteen Iris introduced have received an H.M. or an A.M., or both. The Roman Gold Medal was won by E. B. Williamson in 1938.

Mr. Cook's hybridizing extended also to the Dwarf Bearded Iris. Keepsake, Tampa, Alinda, Violet Gem, four dwarf varieties, were introduced from this work. Intermediates, Siberians, and almost all the Iris species became a part of his extensive research in hybridizing. In 1924 he added Daylilies to his list of plant breedings and from thousands of seedlings, selected seven varieties for introduction.

As a hybridizer, Paul Cook is careful in his planning, determined in his work, and very exacting in his selections from his thousands of seedlings each year. For this reason, we may expect to see many more distinct and lovely new Iris from his garden in years to come.  
—*Mary Williamson.*



FAMILY TREE—DREAMCASTLE AND HARRIETT THOREAU



*E. Greig Lapham*  
*—Hybridist Medal*  
1945

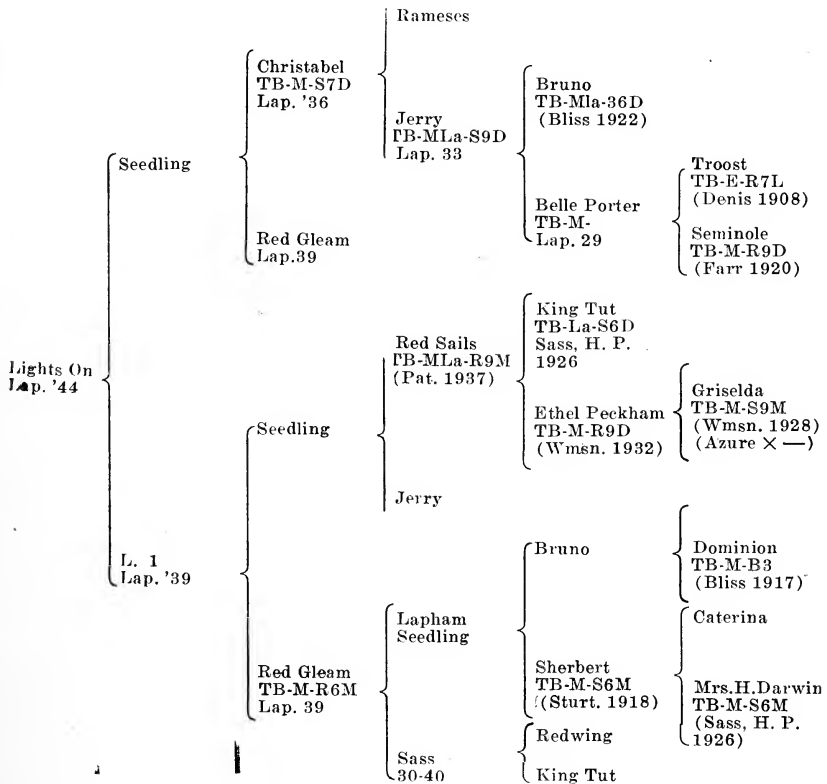
■ Hybridizing in that most difficult of color groups—red—and sticking to it through hell and high water—we come across Greig Lapham of Elkhart, Indiana, Dean of iris breeders in this color range and one of the most colorful iris personalities of our time.

Mr. Lapham is torn between two fires, breeding fancy Bantam chickens and breeding red and pink iris—he has received widespread recognition in both fields. “I am modest about my iris introductions,” he says, “but you ought to hear me brag about my Banties!” Perhaps he knows that bragging about his iris is superfluous!

Beginning with Belle Porter, a reddish-colored iris deriving from Troost and Seminole—two of the reddest iris of 1926—Mr. Lapham was like a matador with a red cloak. The bull charged, and before long Jerry appeared, from (Troost × Seminole) ×

Bruno. A few words from next door neighbor and friend Bruce Williamson, followed by a season of intense crossing with Bruno—the bull charged again—Greig waved his magic cloak and out of Jerry and Rameses, Christabel appeared, named after his very beguiling daughter, who by the way is a striking brunette instead of the expected red-head. Christabel is still his favorite and enjoys high prestige as a fine red iris with *all* good habits. Greig admits that some of his later reds, while somewhat redder, have some of the temperamental characteristics common to redheads of any genus: they may have to be pampered to get the most out of them! But in many sections of the country Red Gleam and Edward Lapham are still considered the finest and reddest of a host of pretenders to the “Red Crown.”

Right now Mr. Lapham is outcrossing his somewhat inbred red lines with Paul Cook’s Flamely and Copper Rose. He promises



“LIGHTS ON” TB-E-R4D Lapham 1944

us a fine red in Frank Pugliese from Red Gleam  $\times$  Christabel and a new pink that "has everything" in Barbara Luddy—tangerine beard and all!

All Greig wants now is a red to beat Paul Cook's new ones and a pink to "out-pink" Dave Hall's new "flamingos." When the bull charges again that magic cloak of his will undoubtedly flaunt another new shade of red in the iris fanciers' eyes. The matador of the iris world will have scored again.

*Franklin Cook*



*Kenneth Smith and Mrs. Blake inspect her namesake Iris Louise Blake, an amoena-neglecta type*



## BREEDING AMOENAS

JESSE WILLS

■ MAY, 1939, was rather an exciting time for me because my first seedlings were blooming. Dr. Franklin Cook was visiting me that season. I remember, as we were searching the rows for a good iris, he asked me what I was going to work for. I replied that I was going to concentrate mostly on breeding for amoenas and for pinks, although I intended to make some other crosses also.

When I spoke so lightly I did not realize what a difficult assignment I had given myself. I am still trying to follow the program I outlined and through the six seasons intervening I have bloomed thousands of seedlings, but the best irises I have obtained have come from the "other crosses" I made, although I have named one pink blend. It is true that I have gotten eight or nine true amoenas, that is, irises with clear white standards and darker falls, and a good many neglectas or near amoenas, but none of these as yet has seemed good enough to name.

This report is based mainly on my own experience, but it is corroborated by my knowledge of the experiences of other breeders; Geddes Douglas, Paul Cook, and Bob Schreiner, for instance. I believe it is harder to produce a good amoena than it is to get a good iris in any other color class. Breeding for them requires both patience and time, and involves many disappointments. It is significant that the only true amoena that has been introduced since Wabash and Vipuri, to my knowledge, is Extravaganza, and it is a red amoena with some wash of yellow on the lower part of the standards. The difficulties encountered may be summed up as follows:

1. It is hard to get takes with amoena crosses, and particularly hard to get them in crossing amoenas with each other or in back crossing.
2. Seeds from amoena crosses have a much poorer rate of germination than the average for modern tall bearded irises.
3. Amoena seedlings grow rather slowly, particularly during the first year, so that one often has to wait until the second or third year to see bloom.

These difficulties seem to be common to everyone who has tried this type of cross. Added to these, however, I have had some personal difficulties of my own. I succeeded in making more amoena

crosses in 1942 than in any other year. When the seedlings from these came up in the Spring of 1943 I found I had the poorest germination of any year in my experience, not only among the amoena seedlings but also among other crosses where I usually have gotten very fine germination. I never quite figured out the explanation for this, although one reason was that the seed were probably not planted deep enough in their open beds and many of them were heaved out during the winter. During the last three seasons, in 1943, 1944, and 1945, my garden has been hit by late frosts. The seedlings first blooming in 1943 were planted in a low part of the garden, and though I kept them for three years I do not think I ever saw good bloom on all of them. Seventy-five percent of the seedling bloom in 1945 was lost in consequence of an April freeze following a warm March. Also, on account of the shortage of labor during the war I was late transplanting my seedlings in the Summer of 1943 and 1944. As a result of all this, I have a big carry over of seedlings from 1944 and 1945 on which I have not seen good bloom or any bloom. I hope a good amoena is among these or among the 1946 seedlings, but I fear the odds are against it.

Getting back to the first difficulty, I wish, now that I am writing this article, that I had kept records of my crosses as well as of my takes. Unfortunately, I haven't done this because of lack of time during the rush and hurry of blooming season. I would estimate conservatively, however, that it takes about ten tries to get a take with any amoena cross, and it takes more than that if you are crossing amoenas with each other or attempting to back cross. As an instance, I have a bed about four feet wide and twenty feet long which contains nothing but amoena seedlings of my own. Some of them are true amoenas, others are not, but all have amoena blood. Since they are hardy and rather late, I had pretty good bloom in the bed this past Spring. I tried to cross every open flower I could in this bed. I could not cross all of them because at times the weather was too bad, but on every dry day and on some rainy days I made crosses. I got only two takes out of the whole bed, although there were some chance pods. It is peculiar and rather provoking that sometimes you will get chance pods on an amoena seedling where you have failed repeatedly to make a cross. I have raised seedlings from some of these, but never got much from them.

In the Spring of 1941 I bloomed a seedling from Persia  $\times$  Can-

table, Number 236-1-41, which I thought would be a good parent for amoenas. I bedecked it with tags that year and every year since, and also used its pollen freely. I got one cross with it in 1941, four in 1942, two in 1943, one in 1944, and one in 1945. Every year I have tried to cross it on to Wabash and Wabash on to it. I got one take in 1942. At least I thought I did. There were not many seedlings, some of which were second year germination, and the few that have bloomed have made me doubt whether the cross was true. I had two large clumps of Wabash this year and I tried also to cross every flower on them. I did not get a take on Wabash itself, though I did get two takes with its pollen. I find that over the years I have made thirty-one successful crosses with Wabash, successful in the sense that I got pods with apparently good seed in them. I find that six of these were with Wabash as seed parent, and that twenty-five were with Wabash as pollen parent.

When I first started breeding I knew enough of elementary genetics to realize that white standards were probably recessive, and therefore did not particularly expect to get them in first generation crosses, but thought that I could get them in the second generations by crossing back to Wabash or the other amoena parent, or by crossing among themselves the first generation seedlings. I tried both plans repeatedly. I succeeded in getting only three takes that were back crosses, all of these by using Wabash pollen on a Wabash seedling. In two of these instances I had no germination whatever, and in the third I had one seedling out of twelve seed which has never grown beyond the size of my finger, although I have fed it and nursed it for three years. The two pods where there was no germination had twenty-eight and twenty seed respectively.

I have been somewhat more successful in crossing amoena seedlings among themselves. For instance I have bloomed a few seedlings from (26A  $\times$  Wabash)  $\times$  (Missouri  $\times$  Wabash). 26A was a light blue seedling that I got from Sensation  $\times$  Paulette. I also have seedlings, most of which have not bloomed, from (Mme. Maurice Lassailly  $\times$  Wabash)  $\times$  (Serenite  $\times$  Wabash). The best second generation seedlings I have obtained came from (Persia  $\times$  Cantabile)  $\times$  (Serenite  $\times$  Wabash). I have seedlings from two variations of this same parentage yet to bloom. In nine years of making crosses I have gotten thirty-three takes altogether where amoenas or seedlings with amoena blood were crossed with each

other. I would not attempt to guess how many times I have tried such crosses.

Regarding the second difficulty, poor germination, I have some records that illustrate the point. For instance, Great Lakes  $\times$  Wabash gave thirty-one seed and five seedlings. Shannopin  $\times$  Wabash, with two pods, gave eighty-nine seed and two seedlings the first year and about ten the second. (Persia  $\times$  Cantabile)  $\times$  (Serenite  $\times$  Wabash) gave sixty-one seed and three seedlings the first year. There were either eight or nine the second year. Shah Jehan  $\times$  (Persia  $\times$  Cantabile) gave twenty seed and four seedlings. These and some others like it were among the seedlings where I had poor germination all the way through. In the following year, however, where the germination was good except among the amoenas, I had some results like this: Duet  $\times$  Wabash gave thirty-four seed and five seedlings. Wabash  $\times$  Duet gave thirty-eight seed and three seedlings. Shannopin  $\times$  Wabash gave sixty-nine seed and four seedlings. Wabash  $\times$  Shannopin, with two pods, gave thirty-nine seed and eight seedlings. Marinella  $\times$  Wabash did somewhat better, as I got thirty-two seedlings out of sixty-three seed. I do not know as yet what second year germination there will be out of these last crosses.

It was rather unusual that I got better germination out of the crosses I made in 1939, the year I made my statement to Franklin Cook, than I have ever done since. For instance, Summer Cloud  $\times$  Wabash gave twenty-eight seedlings out of thirty-two seed, and out of three pods from Serenite  $\times$  Wabash containing one hundred fifty-two seed I got sixty or seventy seedlings. I am not sure of the exact number because some came up the second and third years. Generally speaking, however, out of this type of cross I would say that I have averaged only ten to fifteen per cent germination the first year, with about the same and sometimes a little better the second year.

Geddes Douglas has not made as many amoena crosses as I have, but he has kept careful counts of his seed and seedlings and his figures corroborate mine. Last spring, when I was visiting Paul Cook, I looked at his new seedling bed. I noticed that germination was much poorer and more scattered in one area than elsewhere, and I asked him about it. He is not working particularly for amoenas but is striving for something closely related, an iris with

yellow standards and blue falls, and these scattered seedlings were from crosses toward this goal.

Regarding the third difficulty, I have found that the amoena seedlings that do come up are usually small and grow rather slowly the first year, even though they are transplanted early, although after they have once reached blooming size they are often vigorous plants with good growth and increase. I almost always, however, have to wait until the second year after transplanting before I see bloom. This delays one still further in selecting the better seedlings to cross so as to carry on a strain.

Unquestionably white standards are completely or partially recessive. Reference to the table in the article on iris genetics by Drs. Randolph and Sturtevant, in Bulletin No. 99, makes clear the necessity for large numbers of seedlings if an amoena is to be obtained. If the odds are thirty-five to one against getting an amoena it will be seen what little chance there is of one when only five or six seedlings from a cross can be grown and bloomed. Then just getting white standards is not all the problem by any means. Good form and substance, a clean haft, sparkling color contrast, and good branching are also needed if the result is to be of any value except for further breeding. So often the plant that has white standards also has poor branching, or strappy falls, or a heavily veined haft. The seedlings from an amoena cross which are not good are apt to be distressingly and discouragingly bad.

In my amoena breeding I started out using Cantabile, Dorothy Dietz, and Wabash. After 1939, however, I did not use Cantabile again until 1945, and I have not used Dorothy Dietz further since the beginning. In the years between I worked with Wabash or with my own seedlings coming from Wabash or the others. Possibly this was a mistake. At least I thought it might have been when I started trying Cantabile again. I used Wabash because it seemed the best amoena available. It needed improvement, however, in its branching and I thought a larger, broader flower might be obtained. Then too I thought variations in its form might be attractive, and I also sought for variations in the color pattern; for instance, white standards over smooth satiny falls as well as velvet ones, and falls without a white edge as well as with it.

I tried to count all the crosses that I have made that were successful in the sense that they gave me pods with apparently good seed. One difficulty is that I have also been working somewhat for a good

light blue bicolor, an iris with very pale blue standards and light to medium blue falls, on the order of old Lord of June or Summer Cloud, and the two lines of breeding have overlapped at times. I have made crosses for the light blue bicolors in which amoena blood was involved and some of the crosses directed toward amoenas have given me light blue bicolors, although not the good one I sought.

Counting only the crosses, however, where I aimed primarily at amoenas or where there was some chance of producing an amoena, I find that a total of ninety-five can be broken down by years, as follows: three in 1937, four in 1938, thirteen in 1939, twelve in 1940, eight in 1941, twenty-two in 1942, nine in 1943, ten in 1944, and fourteen in 1945 (the year is that in which the cross was made). On some of these crosses I got more than one pod so, if these were counted, the total number of takes would amount to about one hundred and ten. Of these ninety-five crosses only seventy-one have had a chance to bloom. Out of these I have numbered and saved about twenty-eight seedlings. In each case I numbered them for convenience in further breeding and not because they seemed good enough to name. These ninety-five successful crosses can be broken down in another way, as follows: thirty-three were amonea crosses, that is, crosses of one amonea with another or of one seedling with amonea blood with another; two were crosses of amoenas with reds; thirteen were crosses with dark blues and violets, either selfs or bicolors but more bicolors than selfs; nine were crosses with light or medium blues; nine were crosses with blue blends; three were crosses with whites; two were crosses with variegatas; one was a cross with a yellow; and twelve were pink bicolors. The remainder were crosses hard to classify, either crosses of blue blends with blues or blue bicolors where the amoena factor involved was slight, or else crosses for irises with yellow standards and blue falls.

The pink bicolor crosses nearly all involved Shannopin. This iris is practically a pink amoena. It has nice branching and substance, and fairly good form. It is also a vigorous grower and very fertile both ways. Its parentage is reported as Redwing  $\times$  a yellow seedling. I thought it might be a good parent for amoenas and have used it a good deal, but the results so far have not been very exciting.

At first I tried mostly the dark blues and the light blues. The dark blues gave neglectas and dark blue bicolors. The light blues

gave neglectas or light blue bicolors, but the seedlings tended to have lighter standards than was the case with the dark blues and some of them have approached fairly closely to the amoena pattern as exemplified in Dorothy Dietz where the standards are not quite white.

My notes on the white crosses are not very complete, but as I remember them the few seedlings I obtained were mostly dirty whites. Sierra Snow  $\times$  Wabash gave me one seedling I saved for a while with white standards and very pale blue falls. I got one cross on this by another amoena seedling and then lost the plant. None of the seed from this cross germinated.

The only yellow cross was Wabash  $\times$  Fair Elaine. Three seedlings bloomed this past Spring from this cross, all of which were rather small, strappy, yellow selfs. In the beginning I knew the theory that amoenas and variegatas were related and the small number of variegata crosses has not been from lack of effort. Out of a great many trials I only got two takes; Dorothy Dietz  $\times$  Picador in the very beginning, which gave me nothing even interesting, and Marinela  $\times$  Wabash, which is not due to bloom until this spring. Every year I have tried to cross City of Lincoln and Persian Prince with Wabash and other amoenas, but have never gotten a take.

Dr. Randolph has asked me why I have made so much use of blue blends. He thought perhaps it was because I was working toward a red amoena, but this was not the case. I am not sure that I had a very logical reason in the beginning. I used Persia mainly because I liked its form, branching, and substance, and also because I had a vague idea that its rather neutral blended color might go in in any direction. I also liked Serenite very much when I used it in 1939. Besides this, however, I had thought that a cross of a variegata and an amoena might be apt to give amoenas. Variegatas, however, have a very strong yellow in their standards and they also are red or red-purple in the falls, whereas I wanted to keep to the blue side. It occurred to me that Serenite with its pastel yellow standards and blue-lavender falls might furnish the supposed advantages of a variegata without carrying over so much of the intense colors that I did not want. The results of this cross encouraged me in this belief, and I have tried similar crosses since.

I am inclined to believe now that white standards are not as recessive to yellow as they are to blue. To put it another way, white

standards crossed with blue ones almost always result in standards of varying shades of blue, from pale to dark. White standards crossed with yellow ones, however, are more apt to give, if not white ones, pale yellow or cream standards that will fade out to white. A dilemma arises out of the fact, however, that the situation is reversed regarding the falls. A cross with a blue bicolor is most apt to give the smooth dark falls that one wants to contrast with the white standards, whereas the cross with the blue blend or the near variegata is apt to give light purple falls very often streaked. One road led to the standards I want, another to the falls. I have tried to combine the two in second generations, but so far without success.

One mistake I made was in not making more use of reds. I didn't use them more because I was not working for a red amoena, but the red approach might have led to a true amoena which in turn would have given me the sort I wanted. I have made only one red cross that has bloomed. In 1939 I got a red seedling from Hermitage  $\times$  Hernani, which was rather nice except for a certain looseness in the standards. I have used it a good deal in crossing for reds and pinks. This crossed with Wabash gave me four seedlings which I saved. One was a fairly nice dark blue bicolor and the other three were brown or bronze bicolors somewhat like Shirvan. I have had no luck with crossing any of these, although I have tried a good many times to get a take on the blue bicolor and have made some attempts with the others.

Mr. Douglas' Extravaganza, which is a very fine iris, came from Adios  $\times$  Cortez. Adios comes from Shah Jehan. It is a true red amoena for the standards are white in effect both at a distance and close up, even though there is a yellow wash at the base of the midrib. It opens a new road toward better amoenas. Unfortunately it blooms very late and has no pollen, but it sets fairly readily. I got two pods on it this past Spring using pollen from my amoenas. Other new roads may be opened up on the red side. Mr. Robert Allen reports that he got a nice amoena from a red seedling of his crossed with Wabash. He named and registered this as Cynosure and then lost nearly all the stock of it. It also had no pollen. Three Sisters, from Mr. Deforest, is nearly a red amoena, although the standards are pale buff rather than white. I bloomed one seedling this past spring from Shannopin  $\times$  Three Sisters which had white standards and red falls. Apparently it had pollen but the



weather was so bad while it was in bloom that I was never able to cross it. I have a number of other seedlings from the same cross yet to bloom. In my previous experience also I had two other seedlings pop out with white or nearly white standards and red falls. The first was from Hernani and the second from Conestoga. In both cases the pollen parent was unknown. I kept the first one for a year or two and got one cross with it before I discarded it, which did not produce anything. The second and better one was badly grown on a small plant, and unfortunately it was dug and thrown away by mistake.

It might be interesting to review briefly the results from some of my crosses which were the most successful comparatively speaking.

PERSIA  $\times$  CANTABILE—This cross made in 1939 gave me seedling 236-1-41, which has been mentioned several times previously. It is a tall, vigorous, well branched iris similar to Persia in form, substance, and habits of growth. The standards are smoky gray-buff; the falls are smoky purple with a distinct light edge the color of the standards. It was the pod parent of the best second generation amoenas I have obtained yet. I have records of two other seedlings from this same cross that I have not saved. One was a neglecta and the other had yellow standards and purple falls, but neither was as tall or as vigorous or well formed as the one I numbered.

SERENITE  $\times$  WABASH—This, also made in 1939, has been my most successful, single amoena cross to date. I attribute this to two factors. First, I raised more seedlings from the cross than from any other, and, second, Serenite evidently carries the factor for white standards since true amoenas appeared in the first generation. The cross produced neglectas, that is, blue bicolors, yellow and blue bicolors like Serenite, one iris with white standards and very pale blue falls so that it is white in effect at a distance, and at least six true amoenas. I have saved six, and there may have been one or two more that I did not save. Possibly the best iris in the lot was a neglecta. It had pale blue standards and much darker falls with a light edge and with a good color contrast. It also had excellent branching and nice perky flaring form. I thought seriously for a while of naming this, but finally decided it was not quite good enough. The amoenas more nearly resemble Vipuri than they do Wabash in that the falls are not deep and velvety, but rather a medium purple, some of them streaked with white. The two best

amoenas did not bloom until 1943 on plants that had not germinated until the second year. There were three with white tops in this lot of seedlings, but all were small and rather poorly grown so I pulled them out without numbering them and transferred them to my amoena bed. They did not bloom in 1944, but did bloom in 1945. The first of them bloomed last spring with a white standards but the falls were too streaked for it to be any good. The second sent up two stalks. When the first flower on the first stalk opened it had nice smooth dark falls but the standards were blue instead of white. The second stalk proved to be entirely different, with clear white standards and crests, medium purple falls with a fine light edge, nice form, a reasonably clean haft, and fair branching. Two different seedlings had become mixed and were growing as one clump, and I had to be very careful in separating them. I hope very much that this amoena seedling blooms again this spring. The third was very like the second amoena except the haft was not quite as clean.

I saw seedlings from Serenite  $\times$  Wabash in Mary Williamson's garden last spring, but the results didn't seem as fortunate as mine, as nearly all of them resembled SERENITE. I know that Mr. Cahoon, of Birmingham, and others have also made this same cross.

MME. MAURICE LASSAILLY  $\times$  WABASH—This cross gave all blue bicolors or neglectas. I kept one for breeding but it is not especially good. Geddes Douglas made this same cross and got results very much like mine. Kenneth Smith made this same cross with much better results, as his Louise Blake came from it. This also is a neglecta rather than an amoena, as the standards are very pale blue rather than white, but the falls have a width and a richness and depth of color which my-seedlings lacked. It is a very fine iris with the one fault that it will not grow very tall. It is more nearly like Amigo than it is Wabash, but to me it is different from Amigo and superior in some respects. Although short, I believe it will average somewhat taller than Amigo does.

DOMINION REX  $\times$  WABASH—This gave neglectas very similar to those coming from the previous cross except that the beards tended to be brighter. One that I numbered in 1944 I described as a flaring fall amoena, but when it bloomed again last Spring in a cold wet season the standards had gone blue.

(DOROTHY DIETZ  $\times$  SHINING WATERS)  $\times$  WABASH—The first cross gave me a blue bicolor. I have saved two seedlings from this

crossed with Wabash; both have pale blue standards with velvety blue falls and a light edge. One is very close to an amoena. They are fairly good flowers otherwise, but have not been very vigorous growers.

(CYNDUS × PALE MOONLIGHT × WABASH)—The first cross also gave a blue bicolor and the results of this crossed with Wabash were also blue bicolors and neglectas. I have saved two, not because they were close to being amoenas, but because they have good form and branching and the hafts were much cleaner than the average for this type of cross.

(SENSATION × PAULETTE) × WABASH—The first was one of my early seedlings, a light blue that I liked. Out of it crossed with Wabash I have three seedlings. One was a lavender-blue self with pretty good form and good branching; the second also with fair form and good branching had gray standards and lavender-blue falls. The third was a near amoena which I saved because it had so much blue in the falls, although they were strappy and veined.

((DOROTHY DIETZ × BLACK WINGS) × (DOROTHY DIETZ × SHINING WATERS)) × SUMMER CLOUD × WABASH—I saved one from this with very pale blue standards and velvety falls with a light edge. Unfortunately this is floppy.

((SENSATION × PAULETTE) × WABASH)) × (MISSOURI × WABASH)—Only a few seedlings have bloomed from this. I have saved one, also floppy, with good color contrast between the pale blue standards and the dark falls.

(PERSIA × CANTABILE) × (SERENITE × WABASH)—This has been my best doubled-up cross so far. Five seedlings bloomed from it this last Spring, and I numbered four. One was very like 236-1-41, its pod parent. Another was an amoena which was a larger, taller Cantabile. The standards are white; the falls, however, have a broad white border instead of a narrow, sharply defined one. The third had much better, darker falls, but the standards were not quite white. In a drier year with more sunshine they may fade out to white. The fourth had buff-yellow standards and purple falls with a narrow edge the color of the standards. All four are tall and rather well branched and are very vigorous in their growth, with taller foliage than is usual for this type of iris. I tried to cross all four, but had takes only on the first one. I have hopes of these in future breeding.

I would like to mention two crosses I made that were primarily for blue bicolors, because of the difference in the results obtained.

(DOROTHY DIETZ  $\times$  SHINING WATERS)  $\times$  GREAT LAKES gave me all blue selfs in colors from very pale to medium, all of them nice flowers of good form and substance but not quite as large as Great Lakes.

(SUMMER CLOUD  $\times$  WABASH)  $\times$  GREAT LAKES on the contrary gave me all bicolors, most of which followed the neglecta pattern with light blue standards and dark blue-purple falls with a light edge. Two of them, however, had light blue standards and medium blue falls without any edge.

This about tells the story to date. It is an unfinished story with further chapters to be opened this spring and in 1947, and I hope in the years thereafter. I do not pretend that I have gotten very far, but I am going to keep on trying. I grow and breed irises mainly for my own pleasure, I am in no particular hurry, and I have a considerable amount of patience, or stubbornness if you prefer the word. I may get something in the next year or two—on the other hand, somebody luckier or smarter than I am may beat me to it, but that will not worry me particularly either.

---

## AMOENAS AND NEAR AMOENAS in the EARLY YEARS

R. S. STURTEVANT

■ THE FACT THAT even now we have practically no approach to this color class and the dwarfs, intermediate, and germanica groups seem to prove the early contention that an amoena was an albino variegata, a recessive in every respect and this character possibly linked with small size, low height, poor growth and partial sterility quite frequently. It was not for lack of interest that development in this direction has been so slight.

Amoena was first described by De Candolle in 1812. The really old varieties were too poor to be widely distributed and I quote from Miss Sturtevant's 1919 catalogue. Arlequin Malinois, (Tougaard, 1839). Ignacite (Salter, 1859) Poiteau (Lemon 1848), Victorine (Lemon, 1840), Thorbecke (Veitch, 1897); Mrs. Andrist (Fryer, 1919), Troost (Denis, 1908), Rhein Nixe (G & K, 1910), Thora (G & K, 1910), Edina (Reticulata Alba) (Lemon, 1840). were all on the blue side. Premier (Dr. Bernice  $\times$ ) (Sturt. 1916).

Laura E. Sturtevant, (*Sambucina* × *Isolda*) (Sturt. 1920), and B. Y. Morrison (*Edina* × *Iris King* (*Dalmatica* × *Maori King*)) (Sturt. 1918) had palest lavender standards which faded white in hot sun but are not generally considered *amoenas*.

Mary Williamson (1921) and *Mariposa* (Mohr, 1923) (*Juan-iata* ×) were decided additions the first a true white, the second more of a French gray its falls flaked with purple. To me the ruffled Mary with her flaring falls and pert carriage would be a pleasant relief among some of the modern overweights. *Daphne* (Bliss, 1920) was rich.

*VAR-AMOENAS* as Mr. Douglas calls them—red-toned would include *Anne Leslie* (*Dr. Bernice* ×) (Sturt. 1918), *Sybil* (*Dean*, 1916) and, with more colorful standards, *Mildred Presby* (*Farr* 1923), *Dalila* (*Dennis*, 1914) tho the last is rarely included under this heading. *Syphax* (*Cordelia* × *Throbecke*) × (*An Amoena* × *Queen of May*) (Bliss 1917) might be mentioned purely for its *Amoena* background as it rarely faded to white.

Of *Tristram* (*Maori King* × *Thorbecke*) (Bliss 1919) he wrote "Yes, I think *amoenas*, *neglectas*, and *variegatas* are only color variations. I made a large experiment at Mr. Dykes' suggestion to test this and I think it proves it practically. It took ten years and was finished in 1916 and I have long promised to work out the results (which include other points—beard color and base of leaves, etc.) for publication. I only got one horticultural variety out of the hundreds of seedlings—*Tristram*."

"I have tried for years to get a really fine standard on an *amoena* but so far nothing nearly up to my desires. That is a general (and apparently an inevitable) weakness of the *amoena* type and of all descendants of it—at least at present. I have a 'red' *amoena* but it is too close to *Sybil*. *Dorman* is one of the parents and *Dorman* (*Assuerus* × *Thorbecke*) was made years ago with purpose—of producing a 'red' *amoena*."

In 1921 (No. 2) Miss Sturtevant reported *Edina*, *Ignacite*, *Victorine*, *Thorbecke*, and *Sybil* fertile.

In the 1925 report of fertility. (No. 16) *Thora* is reported as "entirely fruitless" (12 crossings) and *Arlequin*, *Edina*, "pollen apparently good but little or no germination." *Victorine*, *Anne Leslie* and *Sybil* had "good pollen—a fair germination in the culture tests."

In 1926 (No. 21) B. Y. Morrison, *Poiteau*, *Rhein Nixe*, *Thor-*

becke, and Victorine set seed in the field. In neither report of crossings made do amoenas appear and there is no mention of them in 1929 (No. 31).

After reading Mr. Wills report it is curious to note his different approach in the selection of parents. To make any compilation whatever as to parentage questionable amoenas with light but not white standards must be included. There are eight varieties only with one or more forebears known—a total of eighteen entering into what little we know on the subject. Among this eighteen Maori King appears twice, Iris King once. Of amoenas, Thorbecke 3 and Edina 1. a total of 5. Dalmatica appears two generations back once but the only other recognizable pallidas are Asuerus and Juniata both known as possible plicata parents.

Amoenas do give amoenas but we do not know how few they may be and they may appear more in F2.

Variiegata certainly does not preclude an amoena progeny.

Certain pallida derivatives, dark hued in red or lavender may be involved and also comparable clear bi-cones like Cordelia, Henchman, and Dorman.

Many of the above precede the Check List and you will find them variously listed W3, W9, or B3L. It is rather a question as to whether veined falls with no dark flush or velvet patch are to be considered an amoena approach. They have rarely been popular but there are many of them.

The 1922 Symposium (No. 5) rated the following amoenas "Rhein Nixe (8.4), Troost (8.4), Anne Leslie (8.3), Mary Williamson (7.8), and Victorine and Thorbecke the typical amoenas only 6.5. Consider how few there are in this class, that Anne Leslie is the only one of a red-purple tone and Troost the only well rated one that has that velvety quality in the fall which emphasizes the contrast of light and dark which is their chief value in the garden. None show the best of height and size however good they may be according to our present standards."

In 1928, No. 28. "Here even a heightened interest has not greatly enhanced the number of good varieties partly because they are almost accidents in breeding and partly because white standards place varieties in this group and there is not as much opportunity for variety when we consider only the color of the falls. Since the 1922 Symposium with Rhein Nixe at 84 (now 82), Anne Leslie 74, Troost 79, we have raised Mary Williamson to 80 and added Daphne

(80-81) and the lovely Mildred Presby (86-87). It still, however, remains a pitifully small list when we can visualize so well an amoena with the falls the color of Cardinal or the size of Mother of Pearl."

You will find on the Questionnaire sent out by the Scientific Committee that an Amoena Breeding Program is under consideration. Hence this review and they would appreciate any reports from breeders to add to their files even if you are not willing to carry on controlled pollenization and experiments.

#### RECENT REGISTRATIONS FROM AMOENA PARENTAGE

- ALBERT, TB-MB-3D, Bommers. Beuchleys Giant × Dorothy Dietz.  
BIRDIE, TB La B9d. Bommers. Mary Williamson × Mildred Presby.  
BONA FIDES, TB-EM-W3, MEDoug. Amigo × Cantabile.  
CHIEFTAIN, TB-MW-9D, Wyman N. Nene × Brown Betty.  
CHIEF SOLANO, TB-MY-9L, Barnewitz. Marguita × Pink Opal.  
CONGRUITY, TB-MW-9D, MEDoug. At Dawning × China Rose.  
CORRINE, TB-MB-3D, Bommers. Dorothy Dietz 4n. × Eros, 2n.  
DADDY LONG LEGS, TB-LaS-9M, Tobie. Wabash × (Phantom, TB-M-W8).  
DAWNLT, TB-M-W9 L. Hahn, N. 1940.  
ETERNAL CITY, TB--MLa-W9D, Long.  
FAROUCCA, TB-MLa-W9D (Peckham 1940) Seedling 3651 × Wabash.  
HIGHLY COMMENDED, TB-M-S3L, Sturt, N. D. Dietz × Mildred Presby.  
HORICAN, TB-E B3D, MEDoug. Amigo × Cantabile.  
JOHN R. ROGERS, TB-M-B3M, Bommers. Persia × Rose Dominion.  
KATHERINE GAGE, TB-MLa-B9D, Gage. D. Dietz × Sir Michael.  
LOUIS, TB-VLa-B3D, Bommersbach. Spokane × Wabash.  
LOUISE BLAKE, IB-M-B3D (Smith) Mme. Maurice Lassailly × Wabash.  
MARIE ANTOINETTE, TB-M-B3M, Smith. M. M. Lassailly × Wabash.  
RUSSET MANTLE, TB-EM-R6D, Schreiner. Wabash × At Dawning.  
QUICKENING SPIRIT, TB-M-Y9D, MEDoug. Dorothy Dietz × Vision.  
SOLLOQUY, TB-MLa-B3L, Tompkins. Wabash × Persia.  
SPRING MEMORY, TB M-W3M, Monroe Loth. Sou. de Loet. Michaud × Son Robert.  
TAMOSHANTER, TB-M-Y9D, MEDoug. Dorothy Dietz × Vision.  
TEAL, TB-MS-9D, Loth. Dorothy Dietz × Spring Memory.


## NEW ENGLAND—IRIS MEMBERS and THEIR GARDENS

Mrs. THOMAS NESMITH

■ WE ARE HOPING for good weather, good iris bloom and best of all the pleasure of having you with us at the Annual Meeting, June 6, 7, and 8. So put aside all worries and cares, hop a plane or if you have a motor with plenty of tires, come more leisurely and see our beautiful country, lovely in spring, summer, and autumn but mighty cold with ten inches of snow as I write.

One garden that old time members will miss is that of Miss Grace Sturtevant. Really this was the pioneer garden that was devoted to irises and Miss Sturtevant the dean of extensive hybridizing. Due to age, she had to give up her garden completely but no one that has known her can forget the delightful graciousness of this talented gentlewoman or the charm of her garden.

Sheltered and secluded by high hedges and entirely hidden from the street is the garden of Mr. W. J. McKee, our Regional Vice President. At the rear of the house are terraces and there you will find a large collection of the best yellows from all parts of the country—an excellent place both to judge and to compare. From here you descend into the garden proper—as well groomed as its owner—and crowded with seedlings and a critical selection from



*In the Butterick Garden*



most of our hybridizers. He grows most of his seedlings elsewhere, so you will find very few "dogs and cats" in this town garden. This is an excellent idea and I wish all of us could do the same.

Often nice things come in small packages and this is true of Mr. L. Merton Gage and his Natick garden. It is not large but it has produced Rosy Wing and Gloriole among others, the last never surpassed in its clear fresh beauty. A very friendly man as full of cheer and enthusiasm as a school boy and all too modest, Mr. Gage and Mr. E. G. Lapham are friends of longstanding and I shall never forget how they skipped about from iris to iris, much more nimble, I am sure, than Mr. Lapham's famous Bantams (fowls not flowers) which have won nearly as many honors as have his iris. May they both be with us this year.

Last summer Mr. M. J. Barker purchased a new home with more ample grounds for as splendid display as before. You will enjoy meeting this rotund, genial man and have him tell you of the wild crosses he has made—I might add with very happy results.

The garden of Mr. Knowlton always impresses me with its air of serenity and peace. First comes a semi-formal garden with paths of greensward and borders well-arranged for continuous bloom but with iris predominating. Behind is a sloping lawn and plantings of both new and the best of the old, for Mr. Knowlton believes that it is the beauty, not the newness-of-an iris that makes it valuable in making garden pictures. Here you will find the much admired *plicata*—Suzette and be sure that you do not miss Mrs. Knowlton's portrayings in needle point of a number of irises as they are very lovely.

By a high pillared house is the garden of Dr. and Mrs. Lowry so tree embowered as to seem far from the busy town of Newton, a smooth level stretch of lawn and long beds of irises including her lovely cool white Mount Hermon. Mrs. Lowry has been keen for many years but the Dr. has been slowly inoculated with the iris bug and now is a real fan. This last year they made quite a study of the borer and recorded its life in our slide collection. A delightful couple, you will enjoy the Doctor's quiet humor and appreciate her efficiency in producing such a pleasing garden.

Very different but equally pleasing is Mrs. Corey's garden in Reading. On a quiet road back from the main highway is the old house, two hundred and twenty-five years old in part and the Corey's are having both fun and hard work in its rejuvenation.

The first thing you see is a magnificent Oak "The Emerson Oak" that was probably a small tree during the Revolution and once boasted the widest spread of any white oak in the state. The garden itself is backed by old stone walls over which clamber an early flowering opalescent pink clematis of unknown origin. The walls make a lovely background for the irises, lupins and other perennials and you will find also long beds of seedlings.

Our most beautiful garden is that of Mr. Stedman Buttrick on the old family place overlooking the Concord River and almost a part of the famous battleground. The approach to the formal garden is over lawns of creeping bent so smoothly cut they remind one of green velvet. Within, there are wide grass paths and beds with irises, delphiniums and aquilegias, three prenenials for which this garden is famous. Below and on a terraced slope are his newest and favorite varieties which wind along the river walk back to the garden. As with most of us Mr. Buttrick has been hybridizing, especially for clear blues and whites—last year he had the whitest white I have seen. In all this thrill do not pass over Mrs. Buttrick's delightfully planned and carried out rock garden with its pool and waterfall.

On the last day of the meeting we plan to go to Concord, N. H., where Dr. Robert J. Graves has purchased a farm (his Rye summer residence having been taken over for defense). Here, about the 1769 house with its views of the White Mountains, thirty to a hundred miles away, they plan new plantings. The town garden has long wide paths and beds and huge, most exciting blocks of seedlings. Dr. Graves is noted not only for his seedlings but for the marvellous growth and vigor of his plants.

This is due, in a measure, to the magic hand of Edward Watkins who for thirteen years has been a co-worker in the breeding of irises. He dreams, eats and sleeps them for three hundred days and nights a year, the other sixty-five being spent in hunting foxes. Handicapped as he is by a rare nerve trouble he cannot go after them but his well-trained hound circles the fox, eventually bringing it within his range. For good measure there is an occasional ten-point buck; pretty fine shooting for a man who has to use two canes. When it comes to irises, no doting parent ever gave his children more intelligent care. His courage under affliction, his keen wit and good humor make him memorable.

"At Fairmount Gardens you will see a mid-Victorian house; high

for New England, surrounded by a rambling garden that is full to overflowing of the choicest of irises, day lilies, Oriental poppies and a good scattering of peonies and delphiniums and great clumps of hosta, Globe thistles, and aconites. Off the hospitable porch is a pleasant pool with ferns and *iris cristata*, *graminea*, and *gracilipes* and beyond a glimpse of green beneath the apple trees—another place to sit and compare notes. Here ferns and hosta and big plantings of Louisiana hybrids—mostly from Mr. Washington—and fascinating day lilies lighten the shadows while beyond are narrow masses of irises, and not irises alone but all her other specialties, each easily accessible and each with its proper tag. I know of no other commercial planting so pleasant and comfortable to study. The grass is pleasant underfoot, there is shade within a few steps and irises in endless variety. Further back the old vegetable garden with its fruit trees in rows to either side houses even more flowers, the Siberians in light shade with many a rare hemerocallis, and the iris in the open sun, thick beds of them to either side of a broad grass path. ‘Tom’ seems to take his vacation from his State work in iris time and he is no slouch either as a host or as an iris judge. The editor thus spares their blushes.”

Over the Garden Wall at North Granby, Conn., has suffered with both Mr. and Mrs. Willard Kellogg busy in defense work and they do not consider it in condition for display though they will welcome the renewal of old friendships and a chance for new ones if you are passing by.

We are fortunate in having almost too many iris gardens near Boston to be included in a three-day schedule. That of the late Mrs. Carrie S. Lewis at Haverhill is still lovely and there is Mr. Peck at Framington and Mrs. Tobie’s, one of the loveliest of all but in her cold Cape Elizabeth, Me., always a week too late for the climax of our Boston season. I hope these notes will arouse your interest enough so that you cannot resist coming to see your fellow members in New England and their gardens. We will welcome you.

## FORWARD LOOKING REGION 6

MRS. SILAS B. WATERS

■ THE REGIONAL DIRECTOR has the desire to bring the members of this region more closely together, believing that much inspiration to all will follow an exchange of experiences.

As a means to that end, a questionnaire was sent to each member, asking for opinions and suggestions as to how and what the American Iris Society can do to better serve its members.

The questionnaire received a welcome—some said it had injected new life into their thinking. The replies are interesting and illuminating—they represent a cross section of Ohio-Indiana-Michigan, from members who do not know one another, yet in many replies are found similar opinions and viewpoints.

A large number want more articles in the bulletin on plant breeding, as many find this an interesting part of iris growing. More articles like "Plant Breeders and Hans P. Sass" in bulletin 85. "If some of the breeders would pass away, we would know very little about their methods."

Others seek information along chemistry lines, of Hormones or Colchicine injection. Of color—are Iris Xantic or Cyanic or both? Of Photoperiodism—are Iris short day or long day, or indeterminate?

The majority would rather see irises before making a purchase, some say—"It is discouraging to pay a good price for an iris—wait a year to see it bloom, and alas it looks little better than some we have been growing."

Many make the request that Region 6 develop its own test garden, where new varieties may be sent for trial and judging. Very shortly, a committee will be appointed by the regional director to investigate the feasibility of such a garden, if a location can be found where members' irises may be cared for, with an entrance fee to cover expense and where some limitation on number entered.

Inasmuch as most of our members cannot spare time to travel to distant places, it is our plan each year to have a regional meeting where members may see a large collection of best iris, where they may have the opportunity to properly evaluate the good and bad points of the new varieties.

It is interesting to note that of the hundred and twenty-five mem-

bers in our region, six dealers grow from three hundred to fifteen hundred varieties. Private gardens range from less than one hundred to six hundred varieties, thus we pursue the hobby of iris growing on an extensive scale.

June and July is the preferred time for resetting, a few do the work in late August or September—these latter months chosen by those who have no opportunity for artificial watering, others because they have more time in late summer and some find weather conditions more conducive to work.

The suggestion is made that the American Iris Society create another award to be given to the runner-up for the Dykes medal each year. Most of these second choice varieties are highly meritorious flowers, and do not get the recognition to which they are entitled. Two outstanding examples are Golden Treasure and Golden Majesty.

Many request the American Iris Society to issue a small but adequate manual, with outline of hybridizers and their theories, what science has taught, what has been developed to date on securing certain colors and types of flowers, illustrated if possible. A charge could be made for this.

It is hoped that the society can do this, as some of the material has appeared in past bulletins, needing only to be edited. If such a manual is prepared, it should not be written in a way, that it would be dated, as is "Rainbow Fragments" now. From year to year a few pages in the bulletin would bring it up to date.

Requests are made for articles on Dwarfs and Intermediates, they have been sadly neglected. Can't we someway put dwarfs on a higher plane, which they so richly deserve. Any mention made of them is done in rather an apologetic manner.

A question and answer column in each bulletin would be of real assistance to many amateurs.

The regional director and the contact chairman in each of our three states, plan a complete survey during the blooming season of 1946.

This will be informative in its purpose and will enable each member to have a better picture of all iris grown in this section—those which bloom early or late—comparison of an iris with its nearest rival in each color group—the quality of bloom—results of special fertilizing methods, etc. In general this will be an appraisal which will be of inestimable value.



*1769 Farm House of Dr. Robert J. Graves*

We feel assured of its successful accomplishment, because of the interest shown in the questionnaire—the opinions expressed therein, indicate the majority will eagerly collaborate in the plan.

As a means of inspiring more people to know and grow iris, we are urging our members to invite horticultural groups to visit their gardens when they are in bloom. One Ohio member has a system which has proven very worth while and we hope this will be followed by our members.

Each visitor is given a slip of paper and asked to choose, what they think are the twelve best iris in the garden. This creates a lot of discussion and thought. People take time and become better acquainted with the quality of bloom, of form and good points generally. Each of the twelve persons coming nearest to the twelve best varieties, receive at the close of the season a good rhizome. Visitors are eager to compete and the result creates lasting interest and many become real iris enthusiasts.

This article does not completely cover all the opinions expressed in the questionnaire, it does show however, the constructive thinking of our members.

We are not day-dreamers. Region 6 is setting a new course—it may not be as straight as a skilled mariner might chart, but

achievement is ahead, and in the final analysis achievement rests on knowledge. If we have an insatiable thirst for facts—for information—for help in carrying on, then members in other regions must experience the same desires.

We trust the American Iris Society in its plans and through its organ, the BULLETIN, will help us to attain some of our objectives.

Considering that great numbers of people who have gardens do not know what a good iris really is, it would seem that the society has the great opportunity of increasing an interest in every section of these United States.

---

## WASHINGTON IRIS SOCIETY PROPOSED

■ IT IS PROPOSED to form this Society for the express purpose of furthering the interest in iris in this State.

Washington is recognized as being a district in which the soil and growing conditions make it extremely favorable to iris growth.

Interest in producing new seedlings is gaining ground, and the Society will get out notes on iris parents that set seed readily, so time can be gained in hybridizing.

The members will nominate and elect 20 iris judges. Qualifications of judges will be the ability to judge iris and travel and give reports on varieties seen during garden visits.

We can work toward a Test Garden where hybridizers from our State, and from other States as well, can send in their new seedlings, and have them grown and evaluated by visiting judges.

Seedlings judged worthy will receive awards, and can then be registered in the American Iris Society for sale through commerce.

The Society will take out a Membership in the American Iris Society so the two Societies can put on Iris Shows, under the auspices of both societies.

It is hoped that an exchange on varietal notes between our judges and the accredited judges of the American Society can be arranged, and a yearly Bulletin issued by us, covering this and other fields for the general good of the iris cause.

One sponsor of the Society has pledged he will take care of all the secretarial costs, the Bulletin, printing, postage and stationery, and the members will have no cost until ways and means are made different after the Society is out of the woods and can be self-sustaining.

From the ranks of the iris enthusiasts there will be selected a trained newspaper man, who is familiar with iris and can evaluate and edit the articles for the Bulletin.

There are forty-four members of the American Iris Society in this State and a copy of this prospectus will be sent each one, and if two-thirds of said membership does approve; we will then start in earnest to put on a campaign covering iris fanciers, garden clubs, and select committees in each principal town to go after their friends, and get this idea going.

If you approve, send in your ideas and suggestions, and help us start by sending in the names of iris fanciers in your district that not only grow iris, but will be interested in getting up to date news of our favorite flower.

We can organize committees here and there, and have judges nominated and elected and be underway before next year's bloomnig season.

If you approve or disapprove, please write to our Acting Secretary, Alexander Maxwell, 601 No. Naches Ave., Yakima, Washington.

---

■ **LETTER TO HYBRIDIZERS:** The Washington Iris Society, a Co-Operative Iris Society for furthering of interest in Iris, and all things of interest to Iris Fanciers and Hybridizers, now is open for membership to all persons interested in Iris in the State of Washington.

A Trial Garden with an Iris Fancier of great enthusiasm in charge has agreed to grow all seedlings and named varieties that will be sent the Society for trial; this at no expense to the hybridizer, and true accounting will be rendered each exhibitor, the stock at all times to be available to the owner, and all increase sent back to owner on request.

It is with great pleasure that I can announce that Mr. Luke Norton has thrown his garden open to the Washington Iris Society on above basis.

A copy of all bulletins gotten out by the Society will not only be sent to all members, but also to all exhibitors. There will be twenty iris judges of the Washington Iris Society, and also twelve iris judges of the A.I.S. that will be urged to visit and turn in their report to the Society, so our bulletin can announce the findings of the judges and also their varietal notes.



Not only hybridizers have the privilege to use the Trial Garden. but the Amateur as well. Hybridizers outside the State are cordially invited to also send in their named varieties, that have not been put into commerce, in addition to what they consider outstanding seedlings. Only two seedlings from each hybridizer will be accepted each year, and only one named variety. Quality can this way be assured in everything to be grown for trial, and on view for visitors and judges.

Mr. Elias Nelson, our President, is an Iris Fancier of note, and he will also edit our bulletins. We are indeed fortunate to have a trained expert to handle the bulletins for us.

All seedlings to be placed on exhibition must be registered showing your intent to use this privilege, this registration must be done before June 1st of each year. Seedlings will all be shipped to us after July 15th, so our orderly planting will be made, to give each exhibitor a good spot.

The national judges of the A.I.S. that will send in to us their varietal notes of iris viewed in their visits to Iris Gardens, will be appreciated and credit given in our bulletin.

A copy of our bulletin or bulletins will be sent each co-operating judge of both Societies.

---

## CANADA, 1945

W. J. MOFFAT

■ THE GARDENS of Region 16 are so widely scattered that it is impossible for any one person to visit more than a limited number, and while I was able to do considerable visiting in Ontario, much of my report is based on returns from a questionnaire sent to members of the American Iris Society in other parts of the region.

Throughout Canada, March 1945 was unseasonably warm and was followed by cold, frosty weather, which caused serious damage to iris gardens in Quebec and northern Ontario; but apart from this the past season was one of the earliest, longest and best we have ever had. From almost all parts of the Region come reports of a remarkable interest in iris culture and a greatly increased demand for the newer varieties, and my visits confirmed these reports.

It was almost noon when I reached London, and for business reasons Mr. Cousins was unable to give me very much time, but I found he had many of the better new irises for breeding purposes.

In his seedling beds he had some very interesting yellows, orange yellows, and whites, and while he is in no haste to introduce we may be sure that when he does, he will sustain his splendid reputation as a hybridist. His fellow townsman and friend, Mr. Fleming, whose garden is one of the best kept and most artistic I have seen, has many of the newer varieties.

In Stratford I visited three gardens. Rev. W. T. Corcoran, who has been growing irises for only a few years, has one of the largest and best collections of the newer varieties in Ontario. Amigo was attracting more attention than any other, but Mexico, Stardom, Angelus, Old Parchment, Prairie Sunset, Red Gleam, Garden Flame, Grand Canyon, Remembrance, and Wabash were all growing beautifully and had many admirers.

Mr. E. Roper, president of the Stratford Horticultural Society, has also a very attractive garden and while he has not as large a collection, his plants are all well grown. Golden Majesty, California Gold, City of Lincoln, Seduction, Naranja, Wabash, looked very attractive. Through the kindness of Mr. and Mrs. Roper I was able to see the garden of Mr. H. Dufton, whose irises were interspersed with other flowers to form borders of prettily laid-out stone paths and rockeries.

Arriving at Ingersoll, we inquired of the Postmaster the way to Surrehurst Farm, the home of his friend William Miles. Leaving highway No. 2 we drove three or four miles over the beautiful rolling hills of Oxford County, famed for its fine farms and stalwart pioneers. We were heartily welcomed by Mr. Miles and went immediately to his garden, where awaited us the finest array of seedlings I have seen in any Canadian iris garden. We went from one to another, not knowing which would be our choice. Vice Regal, Monty, Golden Shimmer, Vanda, and Nancy Biehl, new introductions already mentioned in BULLETIN 98, all looked very fine. The first two and Naughty Marietta are very popular. But Mr. Miles has others that are very interesting. 38/8B (Jean Cayeux  $\times$  36/72, a yellow seedling), a sister seedling of Golden Shimmer (which was 38/8) attracted my attention the moment I reached the garden by its unusual color. It is a strong-growing 36-inch plant with well-spaced large flowers of a slaty heliotrope color shot with copper buff, since named Hazy Morn. Another, 42/24, a bright yellow which stood at the corner of the garden, had the glow of Golden Hind, but had well formed flowers and no white

flush at the centre of the falls. This one and Golden Shimmer will find their places among our best golds. Space does not permit mention of interesting plicatas and whites; suffice it to say that Mr. Miles' garden is "off the beaten path," but when it becomes known it will be a Mecca for iris lovers.

Toronto has many gardens in which hybridizing has been carried on for a number of years. Dr. E. Horne Craigie has been raising quality seedlings in both the Intermediate and the Tall Bearded classes and his seedlings in the former class are very popular, and deservedly so. His own originations, Margaret Louise, Pierre Vidal and two whites, Taku and Belflor, have attracted much attention. Among the more widely known varieties White City, Matterhorn, City of Lincoln, Mme. Maurice Lassailly, Ruth Pollock, Rangitikei, and Great Lakes, were favorites, but Prairie Sunset was very disappointing.

Mrs. Bickle's garden had some very interesting seedlings. Her own Noranda and Heart of Gold (a pure bright yellow) were very fine. Lavender, a 50-inch seedling with large, well-spaced flowers of pure lavender, had many admirers. TORANDA, a lovely cream and rose blend of Jean Cayeux parentage and originated by Mr. Charles Bauckham, was outstanding, as were also Angelus, Vice-Regal, and Great Lakes.

In Mrs. Broddy's garden two yellows, Rev. S. T. Bartlett, and Lemon Chiffon, both originated and registered by Mrs. Bartlett, and her own seedling, No. 207, looked very good. Mrs. Bartlett, who is an enthusiastic hybridist, is developing some very interesting yellows, and pink-lavenders.

From the standpoint of beauty, our very finest iris garden in Canada is that of Mr. Knud Christiansen at Seanieh Road, Victoria, B. C. As Mr. Christiansen is a landscape architect, his choice of terrain, the favourable climate, the presence of all classes of iris, and his own love of the flower, all conspire to make it a place of interest throughout the season. Among the intermediates Suza, Snow Maiden, Golden West and Golden Bow, were very colorful. The tall bearded, of which the garden has some four hundred varieties, were championed by Buckskin, Birchbark, Seadeep, Great Lakes, Gloriole, and El Capitan. Wabash did poorly, and Easter Morn, Purissima and Happy Days were tender. Natividad and Black Magic were fall bloomers. The most outstanding bloom in the garden was a double form of iris *gracilipes*.

In the Maritimes, Dr. William MacDonald and Dr. James Bruce are both keenly interested in iris culture, and while both are hybridizing, their seedlings are not yet up to the standard they desire. Both have good collections, Dr. Bruce having about 30 of K. D. Smith symposium irises, and Dr. MacDonald has such high ranking varieties as Elmohr, Great Lakes, Pink Imperial, Gudrun, Miss California, Red Valor, El Capitan.

He and many others are also interested in garden pictures and would welcome information along this line, particularly with a view to lowering costs of such work.

Finally, I wish to thank the members and others in the Region who have co-operated by answering my questionnaire and also by giving interesting information and very helpful suggestions.

---

## IRIS A HOBBY FOR MEN

JOHN B. WALLACE, JR.

*Ex-Secretary, American Iris Society*

■ THE TIME HAS COME when many men will admit, without a blush, to membership in a garden club, and there are several garden clubs formed exclusively of men. When we begin to count the men who number gardening as their hobby, we run into fairly impressive figures.

It is only natural, perhaps, that my reasoning should be colored by my own experience, but as I have talked with many "he" gardeners and found that their experiences were so like my own, I am going to tell it as being a representative case of the way Mr. Average Citizen gets interested in gardening.

Not many years ago, I lived in a suburb a few miles from one of our larger cities and had a comfortable one-family house on a lot big enough so that the house and garage still left grass to be cut, and I felt that the lawn mower and I were real pals.

When my wife suggested that we have a garden, two ideas (in spite of overcrowding) came to my mind; one was that there would be less grass to cut and the other that we would grow our own vegetables and save lots of money. So I admitted that there was some merit in her suggestion. She quickly put the vegetable idea to rout by saying that we could buy fresh vegetables from the farmer just as cheap as we could raise them and, anyway, what she wanted was flowers:

We compromised in the usual way and started in on flower catalogs. One—I think it was that of the Farr Nursery Company—had a collection of four or five Iris for one dollar and we ordered that, in addition to a few other plants which the catalog said were hardy. Up to that time, the only Iris I had ever noticed was a muddy white, which I afterward knew as Florentina, and a dark red-purple, which later proved to be KOCHI.

The following Decoration Day when my new Iris purchases bloomed—I was amazed at the color variation I had before me. It seemed to me so much more interesting than that of Peonies or Roses because, to my untrained masculine eye, Peonies were white, pink, or red, but my new Iris were all so different! The next step towards my enslavement to this hobby was when I began to talk to my friends about my Iris and to go to their homes to see if they had any kinds I did not possess. It was not long before I discovered so many things about Iris that appealed to my masculine mind, that I found I was far more interested in Iris than in anything else in the garden. I discovered the length of time which I could have Iris in bloom; this seemed to me to be amazing.

The early dwarf Iris blooms with the Crocus and the season ends with the Japanese Iris in the early part of July. In fact, many hybridizers are bringing out a number of new Iris which bloom in the Fall with a reasonable degree of regularity.

My next discovery was the variety of uses to which Iris could be put to good advantage, among which might be mentioned, in addition to the common use in a hardy border, as rock garden plants, in plantings near pools, for naturalizing by streams, as a specimen clump to be used as a center point in a garden picture, or as a very decided asset to an artistic arrangement of cut flowers.

In southern New England, the first Iris to appear is *I. reticulata*, which grows from tiny bulbs and is a dainty, little, pansy-violet Iris. I grow it in my rock garden, and it blooms almost with the Crocus. This Iris is perfectly hardy in southern New England and relishes a mulch of peat moss.

There are a number of Iris which should be in every rock garden. Among the best of the colorful dwarf bearded, which are all inexpensive are Marocain, a deep rich purple; Bride, which is as the name implies, white; Keepsake, a tiny yellow on slender stems; Harbor Lights, a soft yellow; Coerulea, a delightful blue, and Rose Mist, a soft pinkish mauve.

Other Iris species suitable for the rock garden, and which I, personally, think are the most beautiful of anything in the rock garden, are the well-known *Iris cristata*, described by my wife as "an adorable little blue Iris," and the not so well known and slightly more expensive white form of the same, called *I. cristata alba*. *Iris gracilipes*, with its grasslike foliage and dainty, pale lilac flowers, is the one which has been most enthusiastically admired by the greatest number of my garden visitors. This Iris prefers partial shade; planted in the shelter of a rock, it does well. *Iris lacustris* is somewhat like *I. cristata*, but is even smaller and deserves a place especially in the small rock garden.

For a slightly larger rock garden, there are two species, nine or ten inches high, which are not as well known as they should be, for they are interesting as well as beautiful. The first is *Iris tectorum*, which is a deep lilac-blue with an ivory crest and is sometimes called the Roof Iris of Japan. This Iris also comes in a white form, called *I. tectorum alba*. The second is *I. graminea*, a reddish violet, with the flowers nestled down and almost hidden by the dark green leaves, which are about ten inches high.

All of the above-mentioned Iris for the rock garden and, in fact, every Iris mentioned in this article, is perfectly hardy in southern New England. And none need special care, as I, for one, have neither the time nor the inclination to act as nurse for sickly plants of any kind.

Possibly, I should follow the chronological order in talking about Iris and, after the early dwarfs, talk about the intermediates, then the tall bearded, and bulbous, followed by the Spurias and, last of all, the Japanese. When I say last of all, I mean as a class, because we do have one Iris which blooms in August and no garden should be without it. I refer to *I. dichotoma*, which is generally known as the VESPER IRIS, whose many, small, pink-lavender flowers open about three in the afternoon and close with the end of daylight. An established plant of *I. dichotoma* is about four feet high and a delight when at its best.

Almost every garden has some tall bearded or German Iris, as it is generally called—probably because it is not a native of Germany—but I find that few gardens have any of the various, easily-grown Iris species and many gardens do not contain even the Siberian Iris, which should be well and favorably known to every gardener.

Any man will derive a considerable amount of pleasure, if he

devotes a flower bed or part of his garden exclusively to Siberian Iris and species, with the taller ones in the rear and the shorter in front. This type of Iris, because the blossoms are so much smaller than those of the bearded Iris, is especially beautiful if planted around a gazing ball on a pedestal of practically the same height, in which they may be reflected, or on the edge of a pool where the reflection also emphasizes their beauty.

I have a flower bed with a gazing ball, about ten inches in diameter, on a terra cotta pedestal, and planted close to it a clump of Emperor; a tall dark blue Siberica; Perry's Blue, a sky-blue variety; White Dove, a lovely, tall white; and Halophylla, which is not a Siberica but is a species which grows almost as tall and is a soft yellow with a flower shaped more like a Spuria Iris. It is a profuse bloomer. Around these tall Iris, I have planted some not as tall but just as beautiful. These are Red Emperor, red-purple; Turquoise Cup (one of the finest) in a light blue, turquoise effect; Skylark, a large, light blue; Snow Queen, the old, reliable white; Kermensina, which is not a Siberica, but a claret-red form of our native *I. versicolor*; and *I. Shrevei*, a lavender-blue, which is also a species, as is pseudacorus, the old "Yellow Flag" which will grow anywhere, even in water; and Dorothea K. Williamson, a coppery red-purple foliosa hybrid.

I believe that this small collection of Siberian Iris and species will generate enough enthusiasm in any man to become better acquainted with some of the less well-known subjects in the Iris world, and it will probably add to his enthusiasm when he learns that nearly all of these Iris can go for five or six years without being disturbed or divided in almost any normal soil, and not even fertilized.

Personally, I have always felt that the principal value of the intermediate Iris lies in the fact that their blossoming season bridges the gap between the time of the dwarfs and the tall bearded, and also the fact that the earlier ones bloom with the tulips and a few combinations are attractive. For example, Koch, an old red-purple, planted in front of deep purple Lilacs and near a clump of pale yellow Tulips is striking; and a lavender intermediate Iris, such as Elizabeth Huntington, planted with pink Tulips under a pink Dogwood is good to look upon. For the sake of both the Iris and the Tulips—not too close to the tree.

Incidentally, while I am mentioning a couple of garden combina-

tions, I suggest that when the season for the tall bearded Iris arrives, you try a clump of the old-fashioned lemon-colored Day-Lily next to a clump of pale blue-lavender Iris. Probably one of the grandest combinations of all is to plant Lupines, especially the white and pink, slightly in back of established clumps of the tall bearded which will harmonize in color. Also, there is a light pink shade of Oriental Poppy which looks especially well when planted in combination with white and pale blue Iris.

However, to return to the intermediate Iris. If you want to select some for your hardy border, I should like to recommend Chryso-ro, an orange-yellow; Nymph, a flaring soft yellow; Eleanor Roosevelt, a deep blue-purple which is a reliable fall bloomer; Ivory Elf, a rich cream, and Red Orchid, a deep maroon red.

It will always remain more or less of a mystery to me why many people who buy bulbous Iris as cut flowers in January and February, are not interested in them in their gardens a few months later. It is true that in southern New England they are not always successfully grown, but if planted about four inches deep and given a winter protection of salt hay or evergreen boughs, the chances seem to be in favor of the gardener. If seventy-five per cent come up and flower—and they generally do with me—it is well worth the trouble and expense. The bulbs cost comparatively little, and if planted in clumps of about two dozen each, will be very effective. There are not many varieties to select from, but the one generally used for forcing, the blue called Wedgwood, grows well outdoors. Other good varieties are Yellow Queen, a bright yellow; Golden Lion, a deep orange-yellow; Imperator, a dark rich blue, and White Excelsior, a uniform pure white.

When a man comes to the point of selecting Japanese Iris for his garden, he is up against a very difficult problem, as the names and descriptions are not standardized. It is even possible to order Iris of the same name from several dealers and find that you have Iris of different colors. If it is not possible for you to visit a commercial Iris garden and make your selections while the Iris are in bloom, the next best thing is to buy a collection from an Iris specialist and let the selection of colors rest in his judgment. There are, however, a few which can be bought with comparative assurance that they will be the same from almost any dealer.

The cultural directions for Japanese Iris are simple: give them full sunshine, a fairly rich soil, but not marshy or moist, as is often





*Japanese Iris by a Stream*

thought; do not give them lime or bonemeal and water them well when in bud.

The tall, narrow-petaled Spuria Iris come into bloom with the last of the bearded section and continue until the Japanese begin. They are rather slow growing and probably will not bloom the first year, but they are valuable for their height and time of bloom. A few of the most reliable are *Ochroleuca*, an ivory white; Sunny Day, a rich golden yellow; Harpeth Hills, a smoky blue, and Bronzespur, a luminous copper.

I have left mentioning the tall bearded until the last, partly because they are the most popular, the largest and most important of all Iris; and partly because I feel so helpless to cover the subject in a short space. There are several thousand named varieties, and if an Iris expert were asked to name the best dozen, the best fifty, or the best hundred Iris, his choice would differ from that of other experts. It is a matter of personal opinion.

The American Iris Society has done an immense amount of work in trying to establish a rating for different Iris, and any Iris rated over eighty is good enough to be worth its price; unless it is one of the newer introductions, in which case the high price represents the law of supply and demand and not the beauty of that particular flower. It is perfectly possible to buy today for twenty-five

or fifty cents varieties which sold from twenty to fifty dollars only a few years ago.

(EDITOR'S NOTE: Beginners in Iris culture are referred to list of tall bearded Iris contained in Symposium published in BULLETIN No. 98. This list contains both novelties and standard varieties.)

The cultural directions for all bearded Iris, whether dwarfs, intermediates, or tall, are simple in the extreme. Plant in full sunshine where there is good drainage—if a gentle slope is not available I suggest that the Iris beds be raised. Any good garden soil is satisfactory, and they will not need fertilizing for the first year or two, but after that bonemeal is helpful. Most Iris clumps become so overcrowded that within four years it is necessary to separate them.

---

### LEST WE FORGET

*To Mrs. Richer from Olive Murrell, Orpington, Kent, England  
April 26th, 1945*

■ I NEVER REALIZED until this year what a fine iris "Gaynelle" is. I much prefer it to Chrysoero which is also fully out today, and in fact although a different shape, "Gaynelle" is even larger than my "Sunbeam." I have not listed it in my catalogue because it has not flowered for some years being in a rather shady place on the Nursery, but I got it out last year and these lovely blooms are the result. I shall now work up a stock and hope to list it next year. I congratulate you on raising such a lovely iris, and such an early one, moreover it is deliciously scented.

Here in the south of England we are all enjoying the finish of the bombing which we have suffered here on and off for five long years, and to celebrate this it seems as if Nature intended us to have one of the most wonderful springs that I can ever remember. It is almost like Fairyland here with all the flowers out together. I went to London on Tuesday and the men were selling Lilies of the Valley in the streets for 6d. a bunch. The streets seemed full of flowers with the barrows one mass of tulips of all colours and everyone was carrying a bunch of lilac in their arms. The flowers seem to have come with a rush and the wonderful war news as well, and the lifting of the blackout, which to us is the most important thing this Spring has brought. I do hope you are well and have not felt the War too much. . . .

## THEY SAY!

MRS. MARY F. THARP

■ I HAVE ALWAYS BEEN told that "they say, meant you and another gossip," but in the iris world, it means you and another iris enthusiast!—and now, they say, Suzette is the last word in plicatas. This we get from several sources, so it must be true, and as plicatas are my weakness (at least, one of my weaknesses), we are naturally honing our hopes over possessing it at some future date.

I loved the description of Helen McGregor as given by Geddes Douglas—"Have you seen the blue sky of a clear, bright morning with left-over starlight twinkling on the dew drops?" If any one can beat that "they say," they're good. I have never seen "star light twinkling on dew-drops," but I have seen rain drops twinkling like diamonds on light blue iris, so I'll wait for charming Helen with bated breath!

As weather seems to be taboo, the fact, that in our season of 1945, it rained every day of the iris blooming season, will not even be mentioned. Never were colors more true to iris charts and descriptions, the iris were taller and blooms larger and in spite of continued heavy rains, I do not know when I have enjoyed iris more. Of course, there were the usual number of disappointments one experiences each year. Prairie Sunset's beauty was definitely not even "for a day," and Spun Gold flecked like nobody's business. I heartily agree with Elias Nelson in his opinion that Ming Yellow is superior to Spun Gold, and as for that "Velvet touch" on the falls of Spun Gold—it looked more like *5 o'clock shadow* as it bloomed for me. Personally, I see nothing wrong with Golden Majesty. Of course, it's strictly front of the border, but good.

They say, out of a cross of Prairie Sunset × Helios, that Miss Blakeslee (Nampa) has obtained a masterpiece that excells anything seen in the way of a medium yellow. It has size, refinement and purity of color, also good substance. I heard echoes of this iris from several sources. One enthusiastic person claimed it was as large as a "wash basin," another one said that it was so large she thought maybe her glasses had magnified it, so she took them off. The iris was still large! As usual Miss Blakeslee is very modest about the whole thing; they also say that she has a superior Miss California and a delightfully ruffled Freida Mohr. I pass the word along!

One of the most talked of iris this season seemed to be the sprit-lifter, Easter Bonnet. They say it is really something to dream about. This iris was designed with but one thought in mind—a lovelier Iris!

Glad to hear that there is a swing back to the smaller flowered types. Never did care for the “stop and gape” type of iris.

Am glad there is no more gossip about the lovely little lady Flora Zenor, who with her story-book elegance, has proven that she is not a “freak” as some one so unkindly called her, but has a very real part to play in your garden picture. If you doubt this, give her a setting of pink to rose colored Pyrethrum and see what happens!

They say—“Though we travel the world over to find the beautiful, we must carry it with us or we find it not (Emerson). I will try and remember this when next I see Spun Gold.

One has only to read BULLETIN 98 to feel and know there is bright excitement ahead for the iris lover next season, and will I be glad when I can meet another iris nut and begin again “They say. . . .”

---

## APPEAL for KODACHROMES

■ THE SUREST way of carrying the cause of Iris to the uninitiated is to show the prospect of an up-to-date iris garden. No other flower en masse has such varied color or such subtle blending. An individual stalk of almost any modern variety is a flower picture in itself and will not fail to excite interest.

Unfortunately it is not always possible to show an iris garden at the peak of its bloom to all those who might be interested in joining the American Iris Society. The next best thing is to show a colored slide. Mrs. Corey, the Chairman of the Slides Committee, has a worth while collection available to individuals and Garden Clubs, but she is in dire need of more good slides.

By the time this reaches you iris will be blooming. Somewhere you will run across a good garden picture or some variety “putting on a show” in a clump. Take a picture of it, and take an extra one for Mrs. P. E. Corey, Chairman, American Iris Society, Slides Committee, 707 Pearl Street, Reading, Mass.

## IN THE GARDEN

■ MUCH OF THE FOLLOWING has been culled from previous bulletins and articles, the iris names brought up-to-date. It is hoped that members will note and contribute even the shortest of reports as to successful combinations of iris varieties or of irises and other flowering plants and shrubs.

Let us start with the old classic combination of *Spirea van Houtte*, *I. Dalmatica* or even a grouping of many light lavenders and flaming Oriental Poppies. With a big bush this means two or three good clumps of poppy and perhaps a ten-foot bed of iris and such a contrast needs a good setting of greensward and a background of other shrubs. I much prefer Mrs. Francis King's suggestion of similar toned iris with some of the soft salmon hues to be found among the poppies.

The deep red-purple make a striking touch with vivid orange *Troilus* and perhaps the warm yellow and orange tones of an azalea to the rear. This is too striking to do more than once as a bit of surprise. Many bronzy yellows, *Naranja* and deeper, are thrilling with a background of purple hue in barberry or even purple plum. Unfortunately such blended colors do not carry well and must appear in the foreground—again with green lawn.

One unseasonable year in Massachusetts I reveled in blue iris, *Madona Lillies*, and roses. I think that Mrs. Blake in Spartanburg, S. C., can do this frequently perhaps and the pale pinks of roses offer endless possibilities with the bluest of the iris. In fact the wild rose color is lovely with the deepest of blue purples. In England Miss Gertrude Jekyll uses the old time China roses with irises and in certain parts of the country we can use the husky *Cluster* or *Polyantha* roses most delightfully.

In general pink is not a safe color to use with any iris that is called pink, it shows up the complete lack of a true pink in our favorite and I doubt if even the lovely *Melitza*, *Leiliani* pinks would stand the comparison. Mr. Bliss brought out a point about pinks that is worth remembering and that is that warm pinks, those with yellow in them lose quality under artificial light but that the cool tones show up to advantage. I have a hunch that the gray of *tamarix*, even without its bloom, would be delightful back of some of the warm pink blends. It is one of those gawky shrubs unless cut back frequently. In California I expect the *ceanothus*—*Gloire de Ver-*

sailles and others would have textural charm even when not in bloom and if you are looking for fine texture *Spirea Thunbergi* is a lovely soft green in almost any clime.

"A Painter" in the August 30, 1919, issue of *The Garden* tells of some delightful plans. The purple bronze of Alcazar planted with Sweet Rocket, the violet with a little of the white, the Persian lilac behind them all. The more bronzen reds need the planting of pale yellows to throw up the splendid darkness of their falls and a background of the gray green buckthorn has proved successful. With yellow bronze we can use the clear yellow of tree lupin or another iris, perhaps Yellow Jewel and the foliage of *Thalictrum aquilegifolium*. The lovely *Hugonis* rose is gorgeous with paler yellow, early irises, and any of the pale blues. In England, too, they can use large flowered clematis, the rich purple of Jackmanni with deepest clear yellow, the pale Ramonda with deep purple, or white as Mrs. Corey has done with varied hues of irises.

From England too comes Miss Jekyll's report of a graded color scheme where irises have their place. "Next comes tall pale yellows and Golden Privet, a capital thing for clever use in this way. The coloring then passes by deeper yellows to some of the blended irises of rich purple with red purple lupins, a harmonious quality of color being provided towards the front by a grouping of *Incarvillea Delavayi*."

Just as with the dark pumila and early dwarfs I like the lavender of *Phlox subulata lilacina* so later I like the best forms of *Phlox divaricata*, planted freely through and in front of the irises. It is especially good the first year after planting and we usually interplanted all the new iris beds each year, hoping for some continued bloom for at least a year or two. The Texas species *Phlox argillacea* with grayer starred flowers will come with the latest iris and is more of a perennial and yet light enough in clump not to injure the plant. *Phlox Arendsi* (Helene, I think) has a blue-lavender of value.

There are a handful of things that have run riot at Miss Sturtevant's through the years and are, for the most part, weeded out of the iris as soon as the visiting season was over; Johnny-Jump-Ups, some almost black and most precious, others with yellow lips and all self-sowing most freely in the fall when cultivation ceased; a clear salmon orange poppy (*P. rupifragum* as far as we could make out), a two to three foot high biennial or hardy annual that

was much too heavy for an iris as it grew but certainly lit up a bed of seedlings even more delightfully than one would expect of so brilliant a hue; the maidenhair fern-like foliage of rue was safer with the Siberians but lovely when cut with table iris; occasionally we were blessed with left over Shirley poppies and even the vivid red of the true Flanders poppy went with most iris mixes; Forget-me-nots seemed to have strong preferences as to location but we always liked the blue better than the white or pink; there was a weedy sulphur yellow *Dianthus Knappi* in odd colonies; Hesperis had to be kept back under the trellis or shrubs and only permitted to lean out through the iris though it was lovely all among the Siberica masses but as a true biennial it prevented cultivation as did the columbines; Batchelor Buttons often appeared from fall sowings and were rarely too heavy; once or twice we had luck with the hybrid mulleins which are very like the wild ones around Nashville and very lovely with their slender spires rising from neat tufts of green; curiously perhaps most of the hardy annuals, even petunias disliked that particular garden and the terra cotta and yellow of coreopsis was not encouraged.

Where the drifts or blocks of iris are eighteen inches apart or more certain true perennials may be safely interplanted if they are not too husky. Usually the best send up tall stems from low tufts of often almost evergreen foliage. Use the pyrethrums and the Shasta, Glory of Wayside, Coral Bells and even the innocuous native species with its greenish bells, blue flax or, with luck the red and yellow linums even if they are just starting as the iris fade. Such interplantings may be made for succession also, chrysanthemums and light growing asters such as *A. laevis*. These all lend themselves to beds that are replanted every two or three years as seedling beds frequently are. They transplant easily and at any season if properly cut back and watered and can be used pleasantly where we have ripped out the discards. With due judgment I doubt if they reduce the iris bloom or injure the plants any more than would a sowing of a frail annual like California poppy or Linaria. It would certainly improve the effect of many all iris yards. Bulbs are a real bother in replanting so often.

In the permanent borders space must be allotted for huskier perennials either for combination or succession though often a few, properly spaced and used almost as one would accents of boxwood, do relieve the monotony of iris foliage. For such a purpose, things

like *Cassia*, *Baptisia*, *Thalictrum glaucum* have distinction as well as peonies, and (for some gardeners) lupins and, of course Day Lilies in their variety of color and season. These last are by far the best things to put back against near-by shrubs as they stand semi-shade surprisingly well and many tend to work forward as the shrubs encroach. In the permanent border lilies will have a place though only the *elegans*, and *unbellatum* varieties actually bloom with the irises and their colors must be handled with forethought.

Irises rising from bare dirt lose almost as much of their character as when they are seen over a boxwood hedge and wherever the climate permits the use of rock and edging plants they should be used freely and the weaker than iris growing ones in particular. If the bed is raised with cobble edge sedums seem especially happy and offer an almost endless variety from light green to frosty gray. With paved paths, all sorts of spreaders may flow out from the iris sheaves, pinks, speedwells, low phloxes, aubriettia and arabis, iberis, cerastium, and even dwarf irises whether bearded or crested. At times there will be one variety to a path or its length broken at balanced intervals by a contrast of color or foliage. Other paths will have a woven variety of edgings and sometimes small bulbs popping through the dwarfest of sedums or Maza. Pansies and forget-me-nots may be planted in but I am a bit doubtful about the necessary injury to the shallow rooting iris. *Primulinus gladiolus* curiously enough back behind and planted while the irises are in bloom and beginning to rest probably do no damage when planted.

With grass paths we have a different problem. There can be no overflow from the bed and trailing or flopping edgers should be avoided. The plants should be neat and erect or the clumps close spaced and a suitable distance back from the grass. Primulas and heuchera, clump sedums, even the smaller hostas, *liriope*, *ophiopogon*, and dwarf day lilies may not take too much space while Old English box, *teucrium*, hyssop, and other herbs will permit real clipping. Strawberries are frequently recommended, and parsley and chives both have the desired habits of growth—dense, neat, and easily maintained as a solid line.

Neat edges do more than any other one thing to make a pretty garden and, in the Bermuda grass section of the country it is an almost impossible job. In all sections an edging of brick or stone, or even concrete laid flush with the grass and bed are worth the



expense. The sunk steel or galvanized edgings are costly but, if properly set, completely inconspicuous and especially to be considered when beds are rounded or intricate in pattern.

In all this I have not mentioned the garden use of Beardless irises. They prefer a bit richer and moister soil and their compact habit of growth makes them much less subject to overcrowding and hence far more adaptable for large scale, naturalistic plantings. The beauty of our native versicolor in open meadows and the magnificence of the Louisiana swamps are indicative of what we can do if we but would. Naturally they appear to best advantage when looked down upon as from the arched bridges of Japan but even where water for reflection is not available there are many low spots that might be thick with irises to advantage. For maintenance in such masses they may be burned over with care at certain seasons or may be cut in the fall and heavily manured in late winter or early spring. In summer they will present a fairly even greenward as seen from a distance and in winter only brown tufts. To what extent they will endure standing water and ice in winter is a matter for local experiment but they do appreciate a brief spring flood. As with the carrying quality of the Bearded irises, the darks do not show up as well in the distance though their more metallic substance and texture is an advantage. It is really the few whites or near whites and into the bright blues that the Siberian and orientalis varieties mass to advantage. The latter are both lower and bigger while the former give color as would a myriad of butterflies poised above greenery.

Although the whole success of our Society is due to interest in the Tall Bearded Irises and the fun of breeding, every member should have a few square yards for the dwarfs, both hybrids and species. They may herald in the iris season to such advantage and especially if you have a salubrious climate because many are practically winter flowering or most early spring. Compare the clean cut, manly dignity of the midget *reticulata* with the high-bosomed crocus Largest Yellow or even the delightfully frail *C. Thomasinianus*. Even the true *pumilas*, rarely seen except in the probable hybrid *coerulea* or *cynaea*, has distinction and as for *I. verna*, I doubt if any flower not a gentian can match its blue.

## VARIETAL COMMENT

- ACTION FRONT**—A redder, rounder **FLAMELY** (Ohio); a bold flower and striking (Tenn.).
- AMIGO**—This iris had one of its best years and stretched out to thirty inches for the tallest growth I have ever seen in Columbus (Ohio).
- ARCTIC**—I saw this again in several gardens but I am still unimpressed (Ohio).
- AZALEA**—A little lighter than **EXQUISITE** and with a gold beard (Mass.).
- BERMUDA SAND**—One of the best in the tan-brown shades and the bright yellow beard lights up the whole flower to produce a pleasant picture (Ohio).
- BIRCHBARK**—Was blooming beautifully for Mrs. Waters in Cincinnati, but it has always behaved poorly for me in Columbus (Ohio); Birchbark; for a white, to me is as good as any. It compares well with the newest. It has heavy substance (Mass.).
- BLUE CHAMPAGNE**—Promises to be a light non-fading blue of high quality (Idaho).
- BLUE SHIMMER**—The finest of the newer blue stitched plicatas. It is a robust grower and a good bloomer. The pattern is delicate. . . . (Ohio).
- BRYCE CANYON**—The most outstanding flower to bloom for us in 1945 was Bryce Canyon and it proved to be the greatest value of any plant I ever purchased (Ala.); a blend of rose copper and gold it appears to be Dr. Kleinsorge's best introduction to date (Mass.).
- BUCKSKIN**—Blooming in the garden of Mrs. John Thomas in Columbus, I was impressed with its soft shades of salmon and orange (Ohio).
- CAROLINE BURR**—Definitely disappointing. It showed purple flecks in the flowers as many of the Dykes iris do (Ohio).
- CHAMOIS**—A soft, rich, coloring of chamois was excellent (Mass.); The large, ruffled flower is lovely when viewed singly. However when more than one opens at a time the stalk is apt to be crowded (Ala.).
- ELIZABETH ANN**—Is a pretty pink iris, which, while it fades somewhat in the bright sunlight, is still attractive for several days (Ohio).
- EXQUISITE**—A fine clear Congo pink with a tangerine beard (Mass.).
- EASTER BONNET**—Was a most gorgeous flower picture. A one-year plant grew forty inches tall with an increase of six large fans. A masterpiece of lovely pink coloring with a margin of gold on both the standards and falls. If I could have only one iris this would be my choice (Idaho).
- FROSTY MOON**—From Maxwell comes this sister seedling of White Glory. Too short a stalk this year, but blossom was lovely. It is slightly ruffled and has a tint of lavender.
- GLACIER BLUE**—Tends to fade the second day. Simply a taller Anitra (Ohio).
- GOLDEN HIND**—Stays in the garden because it blooms heavily and stands out mainly because of the even gold color and bright orange beard. It lacks texture and the stands open (Ohio).
- GREAT LAKES**—A must for every iris garden. Again the most outstanding light blue, with plenty of flowers on tall, strong, well branched stalks (Ohio); lovely clear blue that holds own in spite of later introductions. It holds its color and does not "flop" (Idaho).
- HEART A'GLOW**—A deep cream with a peach-red beard (Mass.).
- INDANHA**—Was different from any other iris in the garden with blended yellow standards and lavender falls edged with the yellow of the standards. Not large, but airy and beautiful (Ohio).

- ICE MAIDEN**—Mrs. Tharp's beautiful light blue has everything that makes a good iris. The delicate clear blue does not fade in the hot sun. It is a strong grower with good branching and the substance is such that it lasts five days in any weather (Idaho).
- JASMINE**—This is a fine yellow with a velvety sheen (Mass.).
- LADY MOHR**—Blooming in New England for the first time, this was one of the highlights of the Fairmount Gardens in Lowell. The most colorful and interesting of the Mohr family (Mass.).
- MAJENICA**—Worthy of a high place in the pink blend class (Ohio).
- MARY E. NICHOLLS**—It is hard to understand why such a superior iris is not more acclaimed. The most finished and refined iris I've ever seen (Mass.).
- MELANIE**—Stands out in the garden as a fine pink, good form, fine substance and nicely branched. One of the best (Idaho).
- MISSOURI NIGHT**—Bloomed well and received favorable comment from most visitors (Ohio).
- MT. HERMAN**—A cool, silvery white. Hardy in New England (Mass.).
- MT. WASHINGTON**—Failed to put out any bloom as usual (Ohio).
- MULBERRY ROSE**—Beautiful large self color. It is nicely branched with blossoms held so one may observe them.
- NANCY HARDISON**—A blend of pink and gold. . . . Attracted a lot of attention (Mass.).
- NOONTIDE**—This was an interesting warm yellow. The standards open slightly but it blooms well (Ohio).
- OLA KALA**—Outstanding favorite in the deep yellow class. Tall (Ala.).
- OLD PARCHMENT**—Certainly the finest iris of its color. It is one of the few iris that is actually prettier the second day than the first (Ohio).
- RED GLEAM**—Gave a brilliant performance this year and was the outstanding red I saw this year with the exception of Paul Cook's No. 28-40 (Ohio).
- ROBINWOOD**—Is a red-brown iris that I feel has been greatly underrated. It should be seen in more plantings (Ohio).
- ROYAL GUEST**—Rich, deep blue with golden beard. Striking in a clump. (Idaho).
- RUBENT**—This iris reminds one of Amigo done in red and brown. Should be gorgeous in a clump (Idaho); after sulking for two years this iris bloomed from nearly every fan. Tall and spindly, with small but well shaped flowers (Tenn.).
- SAMOVAR**—Caused the most comments of any iris blooming during the first two weeks in May. Most persons thought it was Prairie Sunset, but Samovar is brighter (Ohio).
- SEDUCTION**—This is the most interesting of the pink plicatas. It is a good grower and bloomer (Ohio).
- SNOW FLURRY**—This was the white iris most admired by visitors. While its ruffled blue-white flowers are attractive, its branchless stem leaves something to be desired. In spite of their age, I believe the two white iris most suited to every garden are Snow King and Gudrun. I thought Stella Polaris had too many lines at the haft. White Goddess had excellent flowers but the stems tended to "crook" (Ohio).
- SONG OF GOLD**—A light yellow and very fragrant. Flaring (Mass.).
- SPUN GOLD**—Was the most popular yellow in my garden although I think the green touch at the haft gives the flower a rather brassy appearance. Waters No. 143 is similar but more pleasing (Ohio).

- STARDOM**—This is a very pretty iris in the tan class called **ONION-SKIN PINK**. It is pink in no sense of the word (Ohio); Hall's onion skin pink is really "onion-skin pink" and most outstanding (Idaho).
- SUKEY OF SALEM**—This is a Nesmith seedling named for a famous sailing vessel. Sukey is a colorful blend of rose, brown and orange. These colors are not visible in themselves, but are smoothly blended to an even tone. Sukey's form is about as trim and streamlined as the sails of a three masted bark in a gale (Mass.).
- SUNNY RUFFLES**—is a light creamy yellow with deeper color toward the edges of the petals. Very floriferous and nicely ruffled (Ohio).
- SUZETTE**—Tops in the plicata class (Mass.).
- THREE SISTERS**—DeForest's lovely combination of cream standards and red violet falls makes a clump that stands out clear across the garden.
- TIFFANY**—Of all the yellow plicatas my favorite is Tiffany; none other blooms so profusely and over such a long period of time (Ohio).
- TITIAN LADY**—Lovely in color with a soft tangerine beard, but the substance is poor (Idaho).
- VIOLET SYMPHONY**—A large and impressive flower (Ohio).
- WASATCH**—This is the earliest of the blue-white plicatas and blooms over a long season (Ohio).
- WEST POINT**—The best late blue bi-color (Ohio).
- WHITE GLORY**—A seedling of Ming Yellow  $\times$  Prairie Sunset, this is another of Maxwell's seedlings and is the finest white I have ever observed. Large and of such heavy substance it withstands rain and sun alike. Its only fault seems to be a slight crowding on the stalk. Should be introduced (Idaho).

---

EDITOR'S NOTE: For the above varietal notes we are indebted to the following correspondents: M s. James Maher, Nampa, Idaho; Mr. W. J. McKee, Worcester, Mass.; Mr. K. W. Stone, Ashley, Mass.; Mr. Robert H. McCormick, Columbus, Ohio; Mr. Wm. Cahoon, Birmingham, Ala.

## AMERICAN IRIS IN ENGLAND

- AMIGO**—A general favourite (Cave). Nobody should be without Amigo. It is a splendid grower and seems almost disease resistant (Pilkington).
- BRUNHIDE**—Rich violet with a blue beard. Not quite as smooth as St. Dominic but a handsome flower (Cave).
- CHRISTABEL**—Tall, well formed, one of the best reds, no serious faults (Cave); one of the best reds without a doubt (Pilkington).
- CITY OF LINCOLN**—Has only size to recommend it. Its falls are strap shaped and its standards are muddy (Cave). This variagata interests me as being the most "blatant" of this group as far as color is concerned. (Pilkington).
- DAYBREAK**—As shown, this variety appeared to be a pinker Prairie Sunset (Cave); came up to the expectation raised by Prof. Mitchell's description in the 1944 Year Book (Seligman).
- DUBROVNIK**—A pink with a lot of gold in its make up and with a violet flush on the falls. Not an Iris of superb form, by any means, but a most consistent bloomer (Pilkington).
- ELMOHR**—A William Mohr derivative, this iris retains its forebear's shape. A large, frilled rounded bloom, and quite different from anything else (Cave).
- INDIAN HILLS**—A splendid garden iris in sumptuous purple, with a rather long shaped bloom. Free flowering and a good grower; plant where the sun can shine through its petals (Cave).

- GOLDEN MAJESTY**—Has a great reputation in America (Cave).
- GREAT LAKES**—The purest of pale blues (Seligman); a stunner. Large and blue with nicely flaring falls (Cave).
- LADY OF SHALLOT**—I will look forward to seeing this very pretty pink plicata next year. Quite different from Benton Daphne (Cave).
- LAKE GEORGE**—The most brilliant blue I have ever seen in an iris, almost too blue to be true (Cave).
- MATI HARI**—An indigo-violet self of fine velvety substance and perfect form (Pilkington).
- MELANIE**—A tall lilac pink suffused golden brown at the edges of the falls, it seems to be a splendid grower (Cave).
- ORANGE GLOW**—Blazing orange overlaid red-brown and the color is as smooth as Cornish cream (Cave).
- ORLOFF**—Perhaps Orloff, a brilliant red-brown plicata was the most remarkable bloom on her (Mrs. Murrell's) stand (Seligman); its merely a curiosity, but for those who like such things, it is certainly a masterpiece (Pilkington).
- PIED PIPER**—Now that plicatas are attracting so much attention Pied Piper should not be forgotten (Seligman).
- PRAIRIE SUNSET**—As shown at Westminster, Prairie Sunset did not have a very good shape but it should look brilliant in the garden (Seligman); Prairie Sunset was not particularly well branched and not quiet so brilliant as I thought it would be (Cave).
- RHAPSODY**—This is not a robust grower by any means, but a constant flowerer of unique coloring (Pilkington).
- STARLESS NIGHT**—The deepest violet iris I have ever seen and well branched (Cave).
- STELLA POLARIS**—Well shaped large blooms with semi-flaring falls (Cave).
- THE RED DOUGLAS**—A most impressive large, smooth wine red (Cave).
- TREASURE ISLAND**—Ruffled, smooth, a most attractive honey yellow with a white blaze on the falls (Cave).
- WABASH**—Striking, clean and fresh. The branching might be better (Cave). I consider it a real masterpiece and what a plant! I have never seen it sick or sorry (Pilkington).
- WILLIAMS 373-A**—This plicata with pale pinkish standards deep orange (tangerine to you) beard and fine almost purple veining, has great charm (Seligman). I brought this seedling of Tom Williams from the States. As a plant it leaves nothing to be desired. I wonder if he has ever named it (Pilkington).

EDITOR'S NOTE: For the above we are indebted to the *Iris Year Book* 1945, and to Mrs. Leslie Cave, Mrs. Brenda Seligman and to Mr. G. L. Pilkington.

## See IRIS "Dreamland"

For most exact word picture of "Dreamland" submitted before July 15, 1946. 1st prize "Dreamland," 2nd "Bright Melody," 3rd "Alza Hola."

**W. S. SNYDER**

3822 4th Ave. Sioux City 20, Iowa

## RAINBOW HYBRIDIZING GARDENS

THE LATEST IRIS CREATIONS

In All Colors of the Rainbow

**LLOYD AUSTIN**

Route 1 Placerville, California

## VARIETAL NOTES ON LOUISIANA NATIVES

FRANK E. CHOWNING, LITTLE ROCK, ARK.

**NEW ORLEANS:** a sparkling rose-pink, very large in size, with a gold line for a signal patch upon each fall. The flower has gigantic-caerulea form with long and pointed petals and sepals, and is a pure self with an unusually lustrous sheen.

**RATTLESNAKE:** an extra large pale lavender flower with a most striking gold signal patch. There is such a strong and vivid contrast between the signal patch and the remainder of the sepal, and the entire flower is so striking because of the size and breadth of both sepals and petals that the finder must have been reminded of the markings of the rattlesnake. We were informed that this unusual iris was found in the spring of 1940 or 1941 by Mrs. Faye Duval and a Mr. Jastremski, both from Houma, Louisiana.

**JEUNE FILLE:** a beautiful frilled white. This iris has unusual substance and breadth of sepal; like New Orleans, it came from the gardens of Mary Swords DeBaillon. Mrs. DeBaillon collected them from the wild.

**LOUISE AUSTIN:** a wine purple hybrid of *foliosa* with flowers medium in size and with a faint gold signal patch but remarkable for its great floriferousness. This iris was produced by Dr. George Arceneaux of Houma, Louisiana, and was shown at the 1945 show of the Mary Swords DeBaillon Louisiana Iris Society at Lafayette by Dr. Thomas J. Arceneaux (brother of the originator) of Southwestern Louisiana Institute. The plant shown at the show was in a pot and was presented to the writer who transplanted it to his garden in Little Rock, Arkansas. This plant produced one bloom stalk in late July and another bloom stalk in late August. This was probably due to the unusually cool and rainy season which prevailed throughout Arkansas during the summer of 1945. We regard this iris as being of exceptional value in breeding since a stem usually has four to five open blooms at one time.

**ABBEVILLE IRIS:** Many remarkable hybrids have been collected from the vicinity of Abbeville, Louisiana, and in articles on the Louisiana iris we often see references to the "Abbeville Reds" and the "Abbeville Yellows." Our stay was of such short duration that we did not have an opportunity to visit a wide area near Abbeville; however, we visited the Buteaud Swamp where many of the finest specimens originated. We will mention a few of the more famous forms.

(a) **HAILE SELASSIE:** this flower was found growing in close proximity to the Fulva-like Reds hereinafter mentioned, but whereas the Fulva-like Reds grow in water, Haile Selassie was found growing on the sloping bank of the swamp some feet or yards from the water's edge. The flowers are large, broad and flat with sepals and petals touching. The color is dark velvety red-violet with a long clear gold line on the sepal. The flower has wonderful texture and a velvety quality and sheen that has caused it to be regarded by those engaged in hybridizing the natives as being as valuable a parent for the native beardless as was Dominio for the bearded.

(b) **PEGGY MAC** (or Peggy McMillan): a purplish-rose flower with a gold line for a signal patch. The form is similar to that of the late blue *foliosa*. After the flower is fully opened it is quite flat in form, both falls and petals quite broad. The substance is extra good.

(c) **FULVA LIKE REDS:** These flowers were growing in a cypress swamp in water from one to three feet in depth. The habit of growth of the plant and the general form of the flower, as well as the color, are like *fulva*, but they are so different, in certain striking exceptions, from the general Fulva-type that one is led inevitably to the conclusion that they are the product of a cross

between *Fulva* and some giant native form which could hardly have been other than *giganticaerulea*; and that through long years of interbreeding and evolution the plants have attained their present form. The Abbeville Reds might be described as being bright crimson to dark brick-red in color, approximately fifty-four inches in height with slight or no signal line on the sepals. Both petals and sepals droop when the flower is fully opened in the manner typical of *fulva*. The flower is so large that when opened out flat it reminds one of a Japanese single, the falls being very wide. The stem is strong and upright and the foliage exceedingly bold. Probably the most notable feature of this remarkable hybrid is the branching of the stem similar to that of a bearded iris. We noted that twenty-five inches above the rhizome there was a lateral branch fifteen inches in length terminating in a bud. As a rule there were four open flowers to a stalk.

(d) Our short stay at LaFayette prevented our seeing bloom on *HOMACHITTO*, *BAYOU VERMILION*, *HOMAHOUOLA*, and other collected forms from the vicinity of Abbeville. We are told that the last three mentioned are clear crimson in color and are among the most striking of the Louisiana natives.

(e) We found no *ABBEVILLE YELLOWS* in their native habitat, principally because the collectors in recent years have dug up and removed to their gardens most of the discovered forms. We saw beautiful specimens growing in the natural lake on the Campus of the Institute and saw occasional specimens in private gardens. Some of the choicest forms were not in bloom but those seen were of a brassy shade of yellow and very striking when seen in mass.

Some years ago Mr. William C. Fitzburgh and the writer discussed the possibility of a *plicata* being produced from these native irises. Lo and Behold! We were shown such a flower by Mr. W. B. McMillan of Abbeville. We understand that this form was collected near Abbeville. The flower is white with a flecking of sky blue along the margins of the sepals and the petals are lightly washed with blue. It gives the same effect among the natives as the blue *plicatas* do among the bearded. We were told that there was still another collected form very similar to the one shown us.

---

## GRAND IRIS

Dozens of loveliest varieties  
SOUTHERN PACIFIC, EL MOHR,  
ICY BLUE

Send for price list. FREE.

## AMITY GARDENS

AMITY, OREG., BX. 43

---

## Syllmar Gardens

ELMA MIESS

## GROWER OF FINE IRIS

Route 1 12982 Borden Ave.

SAN FERNANDO, CALIFORNIA

Write for descriptive list.

## CHANGES IN THE MEMBERSHIP LIST OF THE AMERICAN IRIS SOCIETY FROM FEBRUARY 1945 TO FEBRUARY 1946

The Changes Include New Members, Reinstatements, and Changes of Address

Achtenberg, Mr. Charles A., Crestwood, R. No. 2, Madison 5, Wis.  
Allen, Mrs. James C., 213 N. Edgewood St., Arlington, Va.  
Allred, Mrs. B., Route 5, Box 972, Dallas, Texas  
Allum, Mr. James F., 437 Gilman Road, El Monte, Calif.  
Alsop, Mr. Clifton, Box No. 239, Sandy, Utah  
Anderson, Mrs. Arthur R., 331 8th Ave., S., S. St. Paul, Minn.  
Atherton, Mr. Daniel, 124 High St., Ipswich, Mass.  
Arleth, Mrs. Christian M., 23 E. Verona Ave., Pleasantville, N. J.  
Armstrong, Mr. Alan S., 6425 Calhoun St., Dearborn, Mich.  
Austin, Mr. Lloyd, P. O. Box 548, Placerville, Calif.

Babeock, Mrs. Carroll E., 1221 Sharon St., Janesville, Wis.  
Bailey, Mrs. Myrtle S., R. No. 3, Box 733, Fairfax, Va.  
Baker, Mr. Chas. F., Rt. No. 2, Clarkston, Wash.  
Baker, Mrs. E. Carlisle, 73 Walnut Hill Rd., Chestnut Hill 67, Mass.  
Baker, Mr. Paul V., 1811 W. 37th St., Wichita 15, Kans.  
Baker, Mr. S. Houston, 3rd, 230 Denman Rd., Cranford, N. J.  
Barber, Mr. Lyle E., 3604 N. Logan Ave., Minneapolis 12, Minn.  
Barker, Mrs. P. D., 2102 Elim Ave., Zion, Ill.  
Barth, Mr. George C., 34 S. Ireland Place, Amityville, L. I., N. Y.  
Bartlett, Mrs. Herbert S., 26 Walnut St., Marlboro, Mass.  
Barton, Mrs. Thelma Greenwood, 15 Minot St., Gardner, Mass.  
Bates, Mrs. Harry R., 1700 Pelham Rd., N. E., Atlanta, Ga.  
Beach, Mr. Earl F., 349 Johnston Rd., Pittsburgh 21, Pa.  
Bear, Mr. Charles U., 654 Putnam Ave., Detroit 2, Mich.  
Beardmore, Mr. Fred, 830 Summit St., Salem, Ohio  
Beck, Mr. L. H., 111 W. Taylor St., Griffin, Ga.  
Beistline, Mr. N. Ross, Forest Lodge, R.R. 4, Mechanicsburg, Pa.  
Benoit, Mr. Armond A., 5 Congress St., Worcester, Mass.  
Benson, Mr. Clifford W., 1201 Vera Place, St. Louis Co., Mo.  
Berry, Mr. Ross R., 1830 W. Pikes Peak Ave., Colorado Springs, Colo.  
Bigger, Mr. Myron D., R. D. No. 4, Topeka, Kans.  
Billman, Mrs. Edward A., 352 W. Washington St., Sullivan, Ind.  
Binner, Mr. Art, 421 14th St., San Francisco 3, Calif.  
Blackburn, Miss Dorothy Zoe, 5902 Commercial M 26, Everett, Wash.  
Blair, Mrs. Alfred G., 98 N. El Molino Ave., Pasadena 4, Calif.  
Blalock, Mrs. E. B., Box No. 202, Como, Miss.  
Blanton, Mr. Milton W., 1442 Copeland Ave., S. W., Atlanta, Ga.  
Blodgett, Mr. A. G., 1008 E. Broadway, Waukesha, Wis.  
Blum, Mrs. George L., 2512 Timberline Dr., Ft. Worth, Texas  
Boardman, Mrs. Grover, P. O. Box No. 214, Shawnee, Okla.  
Bobbink, Mr. L. C., 588 Paterson Ave., East Rutherford, N. J.  
Boehland, Mr. G. J., Coreys Bluff, Rockford, Ill.  
Boesel, Mr. M. W., R. R. 2, Oxford, Ohio  
Bommer, Mrs. A. M., 37 Woburn St., Medford, Mass.  
Bortner, Mr. Chas. W., R. F. D. No. 1, Freedland, Md.  
Bowen, Mrs. R. C., 201 River Crest Drive, Fort Worth, Texas  
Bowman, Miss Olive M., 201 S. Perry St., Woodville, Ohio  
Branch, Dr. C. E., Piper City, Illinois  
Brande, Mrs. Evelyn Bell, 2533 Petaluma Hill Rd., Santa Rosa, Calif.



Brigham, Mrs. Adele C., 507 S. Eleventh Ave., St. Charles, Ill.  
 Briskey, Miss Dolly, Naches, Washington  
 Brooks, Mrs. L. E., Iowa Park, Texas  
 Brooks, Mrs. R. G., 240 Maplewood Rd., Box 206, Riverside, Ill.  
 Bro. Charles, S.V.D., Mission Gardens, Techny, Ill.  
 Brown, Mrs. F. Allen, 701 Northumberland Ave., Virginia Hgts., Roanoke, Va.  
 Brown, Mr. Artin, 1835 Park Rd., N. W., Washington, D. C.  
 Brown, Mr. Herbert C., 2037 N. Lake Ave., Altadena, Calif.  
 Brown, Dr. J. H., 15 Shaw St., W. Newton, Mass.  
 Brown, Mrs. J. H., 15 Shaw St., West Newton, Mass.  
 Brown, Mr. Jay L., City Hall, Wausau, Wisc.  
 Brown, Mr. L. B., Jr., 3341 Hamphill St., Ft. Worth, Texas  
 Brown, Mr. R. W., 909 College Ave., Redlands, Calif.  
 Brushoff, Mr. W. A., 3235 S. W. Scholls Ferry Road, Portland 1, Oreg.  
 Buchanan, Mrs. G. Taylor, 805 Bluff St., Wichita Falls, Texas  
 Bush, Mrs. R. L., 732 Chapman St., San Jose 11, Calif.  
 Bushell, Mr. George W., Box 297, Palouse, Wash.  
 Busick, Miss Doris, Union, Oregon  
 Bussman, Mrs. Nona G., 917 Monroe St., Santa Rosa, Calif.  
 Buzzi, Mrs. Tom, P. O. Box 300, Arkansas City, Kans.

Cahoon, Mrs. Una T., Cahaba Rd., Rt. 4, Birmingham 9, Ala.  
 Cahoon, Mr. Wm. F., R. No. 4, Cahaba Rd., Birmingham 9, Ala.  
 Cameron, Mrs. E. L., "Pottery Hill," York, Pa.  
 Campbell, Mrs. Frederick W., 41 Beverly Rd., Grosse Pt. Farms 30, Mich.  
 Campbell, Mr. R. L., 1403 E. Richard, Sherman, Texas  
 Carr, Mrs. Arthur W., 63 Main St., Bridgewater, Mass.  
 Carrigan, Mrs. J. A., 6432 Garland Ridglea Add., Ft. Worth 7, Texas  
 Carlson, Mr. Carl Oscar, 126 South St., Glens Falls, N. Y.  
 Cavagnaro, Mrs. Emanuel, 2566 Yale Ave., Memphis 12, Tenn.  
 Chamberlain, Mr. E. L., 430 Way Ave., Kirkwood 22, Mo.  
 Chandler, Miss Laura, 516 S. Division St., Walla Walla, Wash.  
 Chapman, Mrs. D. E., 3145 Rockford Drive, Tulsa 5, Okla.  
 Claar, Mr. Elmer A., 617 Thornwood Lane, Northfield, Ill.  
 Clark, Mrs. Chester C., 412 Pierre Mont Road, Shreveport 16, La.  
 Clark, Mrs. C. R., 372 Grandview, Memphis, Tenn.  
 Clason, Miss Edna M., Route No. 2, Beaver Dam, Wisc.  
 Clayton, Mrs. Fred, Rt. 1, Box 329, Cleveland, Tenn.  
 Cleary, Mrs. Julia E., 1939 N. Lexington, St. Paul 8, Minn.  
 Cobb, Mr. Virgil A., Route No. 2, Lynden, Wash.  
 Coffeen, Mrs. Henry, 1201 Larchmont Lane, Nichols Hills, Oklahoma City, Okla.  
 Coffelt, Mrs. Lyla, 11827 45th Place, South, Seattle 88, Wash.  
 Colby, Mr. Lawrence W., 317 Main St., Hyannis, Mass.  
 Colby, Mrs. Lawrence W., Hyannis, Mass.  
 Collins, Mrs. Lydia E., Rice, Minn.  
 Combella, Mrs. Frederick M., Rt. No. 4, Box 473, Eugene, Oreg.  
 Conrad, Mr. Ralph L., 11492 Albers St., N. Hollywood, Calif.  
 Cook, Mrs. Tom, Longview, Texas  
 Corliss, Mrs. Cyrus, 108 Mt. Vernon St., W. Roxbury 32, Mass.  
 Cosper, Mr. Lloyd C., 694 Elmira St., Pasadena 6, Calif.  
 Converse, Miss Helen, Box 228-P, Route 1, Spring Valley, Calif.  
 Council, Miss Lucile, 751 Linda Vista Ave., Pasadena 2, Calif.  
 Cowan, Mr. Joseph, 1105 W. 2nd St., Cedar Falls, Iowa  
 Craig, Mr. Thomas, 910 Rome Drive, Los Angeles 31, Calif.  
 Cramer, Mr. M. O., 805 Lincoln St., Coffeyville, Kans.  
 Crane, Miss Elizabeth W., 444 North Ave., Haverhill, Mass.  
 Crockett, Mr. James U., 2915 Payson Ave., Houston 4, Texas  
 Crosnoe, Mrs. R. L., 2004 Pecan St., Texarcana, Ark.  
 Cruise, Miss Margaret, 2632 S. Mansfield Ave., Los Angeles 16, Calif.

Darling, Mrs. Arthur H., 2004 Euclid St., Dallas, Texas  
Davidson, Dr. Lynval, 1107 Professional Bldg., Kansas City 6, Mo.  
Davis, Mrs. Betty, R. R. No. 1, Box 60, Fall Brook, Calif.  
Davis, Mr. Dwight M., 324 E. Wayne, Edmond, Okla.  
Davis, Mrs. George S., 1319 S. Indianapolis, Tulsa 4, Okla.  
Davis, Mr. Montgomery, 148 S. Bristol Ave., W. Los Angeles, Calif.  
Davis, Mr. Warren T., Happ Rd., Northbrook, Ill.  
Dawson, Mr. C., 1510 Gardina St., San Antonio 1, Texas  
Dickerson, Mr. B. A., Constantine, Michigan  
Dickson, Mrs. B. B., Welch, West Virginia  
Dolin, Mrs. Stella May, 2011 N. W. 13th St., Oklahoma City 6, Okla.  
Douglas, Mr. J. T., Macon, Miss.  
Draper, Mr. E. T., P. O. Box 223, Boykins, Va.  
Duchay, Mr. Andrew, 4933 Gunnison St., Chicago 30, Ill.  
Duffy, Mr. Sherman, 813 Douglas St., Ottawa, Ill.  
Dupee, Mrs. Norman E., 80 Dorset Rd., Waban, Mass.  
Duquaine, Mrs. Leone V., Two Willow Iris Gardens, Niagara, Wis.

Easley, Mrs. Albert W., 617 E. 3rd St., Texarkana, Ark.  
Easley, Mr. E. P., 635 S. Park Ave., Hinsdale, Ill.  
Edwards, Mrs. M. L., 141 S. Ridgcrest Ave., Rutherfordton, N. C.  
Ellis, Mr. Clarence M., 110-120 Mt. Vernon St., Uphams Corner Station, Boston  
25, Mass.  
Ellison, Mr. S. H., 710 E. Illinois St., Kirksville, Mo.  
Elstrom, Mr. Ted R., R. F. D. 1, Concordia, Kans.  
Emery, Mrs. E. A., 219 N. Cecelia St., Sioux City 19, Iowa  
Emigholz, Mrs. J. F., 7695 Montgomery Road, Cincinnati 27, Ohio

Fass, Mr. Henry P., 85-30 241st St., Bellerose 6, L. I., N. Y.  
Feiffer, Mrs. Veronica M., Box 233, Hazel Crest, Ill.  
Felt, Mrs. John, Ankeny, Iowa  
Fenet, Mrs. J. P., 507 S. Church St., Paris, Texas  
Fielding, Mr. Roy W., 1144 S. Euclid Ave., San Gabriel, Calif.  
Fischer, Mr. Frank J., 117 Washington St., West, Charleston, W. Va.  
Fletcher, Mrs. O. L., 1314 N. 9th, Temple, Texas  
Floyd, Miss Minnie H., 254 Pleasant St., Winthrop, Mass.  
Fly, Mrs. J. Byron, 816 Seneca Road, Hillcrest, Joplin, Mo.  
Foley, Mrs. Katherine M., 3 Blair St., Worcester, Mass.  
Folkers, Rev. Paul E., 162 Morgan St., Tracy, Minn.  
Fort, Mrs. Rufus E., Ensworth Ave., Nashville 5, Tenn.  
Foster, Mrs. Richard A., 46 Bay State Rd., Belmont 78, Mass.  
Fraser, Mrs. Horace C., Star Route, Burlington, Wis.  
Fuller, Mrs. Spencer S., 57 Long Common, Riverside, Ill.  
Fulleton, Mrs. Frank W., Route 1, Box 229, Vale, Oreg.  
Fulmer, Mr. W. L., 505 Boylston, N., Seattle 2, Wash.

Garwood, Mrs. H. E., R. F. D. No. 1, Stonigton, Ill.  
Geiser, Mr. Peter W., 1330 Fairmount St., Salem, Oreg.  
Gentieu, Mr. O. F. E., 229 W. Tabor Rd., Philadelphia 20, Pa.  
Gibson, Mr. J. M., 219 California St., Porterville, Calif.  
Girard, Mrs. H. B., Mt. Valley Route, Hot Springs, Ark.  
Goddard, Mrs. T. N., Tedmarleigh, Old Bennington, Vt.  
Gordley, Mr. William T., Lebanon, Illinois  
Goslin, Mr. B. G., R. F. D. 2, Augusta, Mich.  
Graham, Mrs. Clyde, 1321 W. Central, Eldorado, Kans.  
Graham, Mr. G. H., 4410 Judson St., Lincoln, Nebr.  
Graham, Mrs. T. E., 2253 6th Ave., Fort Worth, Texas  
Grant, Mrs. James J., Route No. 4, Box 725, Sacramento, Calif.  
Greene, Mrs. R. E., 3816 34th St., Mt. Ranier, Md.

Greer, Mr. Theodore R., Route 1, Box 18, Joy, Ill.  
 Griffiths, Mr. C. H., 1507 Charlton Ave., Ann Arbor, Mich.  
 Grist, Mrs. Cecil A., P. O. Box 535, Buzzards Bay, Mass.  
 Groat, Mrs. Myrtle, 26 Walnut St., Marlboro, Mass.  
 Grobe, Mr. Sidney, 1026 Oak St., Fargo, N. Dak.  
 Grosnoe, Mrs. R. L., 2004 Pecan St., Texarkana, Ark.  
 Grube, Mr. A. M., 17920 Detroit Ave., Lakewood, Ohio  
 Gullikson, Mrs. Theo. C., Inkster, N. Dak.  
 Gunselman, Mrs. Nick, N. Military St., Lawrenceburg, Tenn.

#### GARDEN CLUBS

Atkinson Iris Circle, Mrs. C. C. Roymer, Secretary, Atkinson, Nebr.  
 Columbia Garden Club Garden Center, Richland County Library, Columbia, S. C.  
 Concord Garden Club, Mrs. John A. Terrill, Treas., Concord, N. H.  
 Detroit Iris Society, % Mrs. Charles Ward Burton, 19440 Alton Rd., Palmer Woods, Detroit 3, Mich.  
 Gardeners, The, Mrs. Paul Black, Pres., 780 E. Main, Spartanburg, S. C.  
 Garden Center of Greater Cincinnati, Walnut St. at the Pkwy., Cincinnati 10, Ohio  
 Garden Study Club, % Mrs. Frank E. Gillette, 3321 Harding Rd., Nashville, Tenn.  
 Gladstone Garden Study Club Group, % Mrs. R. D. Howell, Gladstone, Oreg.  
 Iris Garden Club, Mrs. Arthur Clifton, Pres., 2017 Cheryavand Ave., New Castle, Ind.  
 Joplin Garden Club, % Mrs. D. B. Nichols, Treas., 1511 Pennsylvania Ave., Joplin, Mo.  
 Rush Garden Club, % Mrs. S. L. Cartledge, Rush, Texas  
 Shreveport Iris Society, % Mrs. W. H. Harcastle, Pres., 737 Delaware, Shreveport 71, La.

Haase, Mrs. Albert P., 207 Fern Ave., Walla Walla, Wash.  
 Hackett, Mr. E. W., 1624 S. 14th St., Kansas City 3, Kans.  
 Haines, Miss S. Deborah, 723 Asp Ave., Norman, Okla.  
 Hames, Miss Louie F., P. O. Box No. 565, Atlanta 1, Ga.  
 Hamilton, Mrs. Ralph E., Douglasville, Georgia  
 Hammons, Mr. Paul I., R. F. D. No. 6, Trenton, Mo.  
 Haney, Mrs. L. C., Tahoka, Texas  
 Hansen, Mrs. John, Riverton, Utah  
 Harcastle, Mrs. W. H., 737 Delaware, Shreveport 71, La.  
 Harper, Mr. C. Allen, 7300 Brooklyn Ave., Kansas City 5, Mo.  
 Harrell, Mrs. Mildred Hazel, 1108 Liberty St., Aurora, Ill.  
 Harrington, Mrs. Otis G., Greenwich, N. Y.  
 Harrison, Miss Dorothea K., Colonial Inn, Concord, Mass.  
 Harrison, Mrs. Roy, 1609 W. 7th Ave., Corsicana, Texas  
 Harvey, Mrs. J. V., 11 Heiskell Court, Jeffersonville, Ind.  
 Hastings, Mrs. J. F., Ruthven, Iowa  
 Haun, Mr. Harry Lee, 535 Tulsa Street, Norman, Okla.  
 Hechtman, Mrs. M. P., 900 Braddock Rd., Pittsburgh 21, Pa.  
 Hedges, Mr. Herman E., 431 Sycamore St., Clinton, Ind.  
 Heller, Mr. A. H., 650 South Grand Ave., Los Angeles, Calif.  
 Henderson, Mrs. Annie T., 710 N. Main St., Greenville, S. C.  
 Henderson, Mrs. Isabella Bowen, 213 Oberlin Rd., Raleigh, N. C.  
 Henderson, Mrs. Mae, R. R. 1, Highland, Calif.  
 Herron, Mr. H., 6919 Florence Blvd., Omaha, Nebr.  
 Hirsch, Mrs. D. M., Box 289, R.F.D. 1, Palatine, Ill.  
 Hock, Rev. Alvin Scollay, Stillwater, Okla.  
 Hodgins, Miss Frances C., 335 Asheboro St., Greensboro, N. C.  
 Hodnette, Mrs. Milton G., 1991 Forest St., Denver 7, Colo.  
 Hoehner, Mr. John H., 1300 Plass Ave., Topeka, Kansas

Hoff, Mr. G. B., 715 Carroll St., Larned, Kans.  
Holly, Mrs. Robert L., 902 S. Main St., Waupeca, Wisc.  
Holmes, Mrs. Carolyn, 2640 Bremerton Rd., Brentwood 17, Mo.  
Holms, Mr. E. A., R. F. D. 2, Box 427, Tacoma, Wash.  
Hopper, Mrs. C. D., Box 146, Clemenceau, Ariz.  
Houck, Miss Gladys, R. 2, Box 1072-A, Renton, Wash.  
Howell, Mr. Geo. P., Range Line Road No. 2, Thiensville, Ala.  
Huffstutler, Mrs. Thomas, 320 Broadway, Birmingham, Ala.  
Hughes, Mrs. Wayne E., 110 Main St., Hopkinton, Mass.  
Hustler, Mr. John W., 65 Rose St., Metuchen, N. J.  
Hutchinson, Miss Priscilla E., Cherry Hall, Matawan, N. J.  
Ingram, Mrs. Elizabeth E., 310 S. Irob St., Deming, N. Mex.  
Inman, Mrs. I. F., Hotel Hemenway, Boston, Mass.  
Innes, Mr. Robert, Rt. I, Yakima, Wash.

Jackman, Mrs. S. E., Minneapolis, Kans.  
Janes, Mr. Rodney B., Fairport Rd., E. Rochester, N. Y.  
Jeffries, Mrs. C. T., P. O. Box 75, Dix, Ill.  
Jeffries, Mr. R. A., Kell, Illinois  
Jenkins, Mr. John H., 203 W. Lincoln St., Harrisburg, Ill.  
Jenkins, Mr. Thornton, 14 Gellmeau St., Malden, Mass.  
Jennings, Mrs. J. L., Roxton, Texas  
Jensen, Mrs. Conrad, 100 Irving St., Waltham, Mass.  
Jones, Mrs. Adam, Old Topanga Rd., Topanga, Calif.  
Jones, Mrs. Hugh W., 601 W. 30th St., Richmond 24, Va.  
Jones, Mr. Loyd A., 22 San Rafael Drive, Rochester 10, N. Y.  
Johnson, Mrs. L. L., 7800 W. 38th Ave., Wheatridge, Colo.  
Joy, Mr. Raymond L., 15 Ninth St., S. E., Washington 3, D. C.

Kaufman, Mr. Joseph, 3634 Everett St., N. W., Washington 8, D. C.  
Keegan, Mr. Charles, 206 1st Ave., Watervliet, N. Y.  
Keesee, Mrs. H. M., 714 Texas St., Graham, Texas  
Keilocker, Mrs. Leo A., Old Mill Rd., W. Nyack, N. Y.  
Keim, Mr. Vincent A., 1412 Buffalo Rd., Erie, Pa.  
Kelley, Mrs. F. M., Route 1, Dunwoody, Ga.  
Kellogg, Mrs. Willard M., Over-the-Garden-Wall, North Granby, Conn.  
Kennedy, Mr. Frederick, Jr., 1304 W. Juanita Ave., San Dimas, Calif.  
Kelso, Mr. J. H., 4901 E. Kentucky Ave., Denver 7, Colo.  
Ketchem, Mrs. Edna B., 1202 N. Hollister Ave., Pasadena 6, Calif.  
Kilson, Mrs. Lanette, 4150 So. Normandie Ave., Los Angeles 37, Calif.  
Kincade, Mrs. Jos. R., 40757 Plymouth Rd., Plymouth, Mich.  
King, Mr. Edward G., 309 N. Irving St., Arlington, Va.  
King, Mrs. Edwin, Route No. 6, Greenville, S. C.  
King, Mrs. Harry Tom, 1941 3rd, Abilene, Texas  
King, Mr. T. F., Riverside Gardens, Saco, Mont.  
Kirk, Mr. Warren, Pleasant Grove, Utah.  
Kirkland, Mr. Robert Greene, Liberty, Mo.  
Klefstad, Miss Gladys I., Littleford, Minn.  
Kline, Mrs. Wm. E., 5704 Helen Ave., St. Louis 20, Mo.  
Knox, Mrs. D. M., 830 Plum St., Graham, Texas  
Knudsen, Mrs. V. J., 1233 Howard St., San Francisco, Calif.  
Kone, Mrs. W. A., 138 N. Willett St., Memphis, Tenn.  
Krause, Mrs. G. A., Box 66, Klamath Falls, Oreg.  
Krems, Mr. E. F., 254 N. 45th St., Milwaukee 10, Wisc.  
Krseker, Mr. Alois, 5120 Eichelberger St., St. Louis 9, Mo.

Lamb Nurseries, E. 101 Sharp Ave., Spokane, Wash.  
Lancaster, Mr. C. O., 4191 Winona Ct., Denver 12, Colo.  
Lane, Mr. Robert Hill, 712 N. 1st Ave., Arcadia, Calif.  
Lange, Dr. Linda B., 6357 Wayne Ave., Philadelphia 44, Pa.

Larson, Mr. Charles L., West St, Glenwood Landing, Long Island, N. Y.  
 Larson, Mrs. Ralph E., 3813 Georgia Ave., Kansas City 2, Kans.  
 Lating, Mrs. Esther T., R. F. D. 1, Contoocook, N. H.  
 Leatherwood, Mrs. Wm. F., 4024 N. 36th, Tacoma 7, Wash.  
 Leemhuis, Mr. T. H., Cornell, Illinois  
 LeGron, Mr. C. H., 2601 Glendale Ave., R. 4, Toledo 9, Ohio  
 LeLaurin, Mr. Fred E., 814 Whitney Bldg., New Orleans, La.  
 Lewis, Mr. E. T., 122 Ashby St., S. W., Atlanta, Ga.  
 Lewis, Mr. J. L., 231 Broad St., Salamanca, N. Y.  
 Lindner, Mr. Robert R., 481 Lincoln Ave., Calumet City, Ill.  
 Lindsay, Mr. John W., 1904 W. Division, Grand Island, Nebr.  
 Lindsey, Mrs. A. L., Mayfield, Kentucky  
 Linse, Mr. J. G., Route No. 6, Yakima, Wash.  
 Little, Mr. George B., 2135 Malvern Rd., Charlotte, N. C.  
 Lloyd, Mrs. A. W., P. O. Box 105, West Frankfort, Ill.  
 Lorenzen, Mr. John L., Route No. 1, Dayton, Oreg.  
 Low, Mr. Franklin E., 17 Bradshaw St., Medford, Mass.  
 Lucas, Mrs. Frank, Route No. 1, Owensboro, Ky.  
 Lyell's Iris Garden, 2103 N Street, Auburn, Nebr.  
 Lynch, Mrs. P. L., Independence, Iowa  
 Lytle, Mrs. A. E., R 3, Box 365, Oklahoma City, Okla.

#### LIBRARIES

Kennedy Free Library, Spartanburg, South Carolina

McArthur, Dr. Chas. E., 504 Security Bldg., Olympia, Wash.  
 McBee, Mr. James W., Route 5, Box 123, Olympia, Wash.  
 McCarthy, Mrs. Jessie S., 3345 8th Ave., Fort Worth, Texas  
 McCalm, Mrs. K. L., R. R. No. 1, Letts, Iowa  
 McCracken, Mrs. H. L., % Radio Station, Rock Springs, Wyo.  
 McGehee, Mrs. Luther, 224 N. Wall Ave., Joplin, Mo.  
 McMordie, Mrs. F. V., 2210 Gencoe, Dallas 6, Texas  
 McMurtry, Mr. W. D., 334 Champlain Ave., Ticonderoga, N. Y.  
 MacAlevy, Mr. George L., 378 Huxley Dr., Snyder 21, N. Y.  
 Mack, Lt. H. C., 401 Habberfelde Bldg., Bakersfield, Calif.  
 Mahood, Mrs. M. N., 11250 1st, N. W., Seattle 77, Wash.  
 Malacrea, Mrs. Fiore N., 1211 N. 32nd St., Camden, N. J.  
 Manier, Mr. Will R., Jr., Baxter Bldg., 216 Union St., Nashville 3, Tenn.  
 Manley, Mr. Thomas R., 525 Coleman Ave., Fairmont, W. Va.  
 Mann, Mr. James, Jr., North Shore Pt., Norfolk 8, Va.  
 Mansfield, Miss Hilda B., P. O. Box 24, Tappan, N. Y.  
 Markus, Mr. John, 31 Crescent Place, Ho-Ho-Kus, N. J.  
 Martin, Mrs. Charles A., 3319 Hanover, Dallas 5, Texas  
 Martin, Mrs. Tom, Green Acres, R. F. D. No. 2, Christiansburg, Va.  
 Marutz, Miss Sophia, 1016 W. Broadway, Sedalia, Mo.  
 Mathiesen, Mrs. Sam C., 6th and M Sts., S. E., Auburn, Wash.  
 Mattingly, Mr. E. H., 116 S. Pinecrest, Wichita 8, Kans.  
 Max Schling Seedsmen, Inc., 618 Madison Ave., New York 22, N. Y.  
 Metzner, Mr. William, 751 32nd Ave., San Francisco 21, Calif.  
 Meyer, Mr. H. K., Organic Gardening, Emmaus, Pa.  
 Miess, Miss Elma, 12982 Borden Ave., Box 527, San Fernando, Calif.  
 Morgan, Mrs. L. N., Norman, Okla.  
 Morrison, Mr. Eldon J., 908 E. Capitol Ave, Ellensburg, Wash.  
 Mosby, Mrs. S. G., 265 N. Garland St., Memphis, Tenn.  
 Moulton, Mrs. Colfax, R. F. D. 3, Box 777, Oklahoma City, Okla.  
 Muehlhaus, Mr. Fred, 408 E. 97th St., Inglewood, Calif.  
 Munroe, Mr. E. F., 423 W. Main St., Dayton, Wash.  
 Murdock, Miss Eleanor L., Main St., E. Templeton, Mass.  
 Murphy, Mrs. John, 2735 Riverview St., Eugene, Oreg.  
 Murphy, Mrs. J. J., 1207 W. 12th, Pine Bluff, Ark.

Murray, Mr. George H., 109 Harding Court, Monrovia, Calif.  
Muse, Mrs. H. M., 2014 Shaw, Wichita Falls, Texas  
Myers, Mrs. A. D., 4735 Stuart St., Denver 12, Colo.

Natale, Mr. William A., 114 Pleasant St., Winthrop 52, Mass.  
Nelson, Mrs. N., Clarkston, Wash.  
Nelson, Mrs. Ralph S., 906 Foster Ave., Coeur d'Alene, Idaho  
Newton, Mr. Tom, Clerk of Circuit Court, Little Rock, Ark.  
Nichols, Mr. Miles C., 1122 Colby Ave., Everett, Wash.  
Nichols, Mrs. S. E., Lebanon, Illinois  
Nordberg, Mrs. Frank A., 12935 Magnolia Blvd., Van Nuys, Calif.  
Nuttall, Mr. W. Reed, R. F. D. 2, Box 785, Provo, Utah

O'Brien, Mr. Harry R., Wilson Road, West, Worthington, Ohio  
O'Fiel, Miss Betty, 1108 First Ave., Ft. Worth 4, Texas  
Olson, Mrs. C. T., 1205 N. Ridgeland Ave., Oak Park, Ill.  
O'Neill, Mr. Eugene, 722 E. 40th St., Brooklyn, N. Y.  
Osborn, Miss Ruth, 130 Lawrence Ave., Detroit 2, Mich.  
Owen, Mr. A. G., 369 E. Badillo St., Covina, Calif.  
Owens, Mr. Hubert B., The University of Georgia, Athens, Ga.

Pagan, Mrs. Boyce, % Grim Hotel, Texarkana, Texas  
Pechacek, Mrs. Lawrence H., Route No. 1, Box No. 41, Prague, Okla.  
Perkins, Mrs. George W., 2417 Avenue C., Scottsbluff, Nebr.  
Perrigo, Mrs. C. A., Saewart Field, Newburg, N. Y.  
Pfeifer, Mr. George J., 28 Greendale St., Needham Heights, Mass.  
Pfeiffer, Mrs. George J., 28 Greendale Ave., Needham Heights, Mass.  
Picht, Mrs. C. A., R. R. No. 1, Neosho, Mo.  
Pierce, Mrs. Zelma S., Route No. 3, North Little Rock, Ark.  
Pillow, Mr. T. L., 3203 Orleans St., Pittsburgh 14, Pa.  
Powell Seed Store, 436 S. 5th St., Louisville, Ky.  
Powell, Miss Inez, Azle, Texas  
Powers, Mrs. C. H., R. F. D. No. 2, Lindale, Ga.  
Pray, Mrs. F. F., 310 Steward Ave., Jackson, Mich.  
Preston, Mr. Joseph, 2427 45th Ave., San Francisco 16, Calif.  
Pshigoda, Mrs. Martin, Prescott, Wash.  
Pullar, Mr. Charles, 6727 Alouzo Ave., N. W., Seattle, Wash.  
Pupke, Mr. Henry F., 40 Edgewood Rd., Valley Stream, N. Y.

Quillin, Miss Marie, 1524 N. W. 36th, Oklahoma City, Okla.

Raboin, Mrs. Harrison A., 1808 N. E. 23rd St., Oklahoma City 5, Okla.  
Radschlag, Mr. W. H., 3101 Jackson St., Sioux City 18, Iowa  
Ralph, Mrs. George B., 918 Grand Ave., Texarkana, Ark.  
Ramsey, Mrs. Buford, R. R. 1, Hutchinson, Kans.  
Raney, Miss Katherine, 102 Hillsboro St., Raleigh, N. C.  
Raney, Dr. R. B., 1105 W. Main St., Durham, N. C.  
Rankin, Miss Mary, 230 N. Franklin St., Greensburg, Ind.  
Rathbone, Mr. Ray M., 109 S. 9th St., Yakima, Wash.  
Rawls, Mrs. Eva, 1618 19th Ave., So., Nashville, Tenn.  
Reckless, Mrs. Walter C., 2949 Neil Ave., Apt. 302A, Columbus 2, Ohio  
Reedy, Mr. Joe C., 7904 Tampa, Northridge, Calif.  
Reh, Mrs. F. O., RFD No. 2, Box 237, Belleville, Ill.  
Reher, Mrs. Marolyn, Route 3, Box 701-A, Beaverton, Ore.  
Reily, Mrs. Nona M., 2007 H St., N. W., Washington 6, D. C.  
Reiser, Mr. Wm. G., 1235 Glenview Road, Glenview, Ill.  
Revis, Miss Frances E., 638 Beverly Rd., Teaneck, N. J.  
Reynolds, Mrs. Leo F., Chambliss Ave., at Auburn, Whitehaven, Tenn.  
Rhoades, Mrs. Clarence, 104 E. Ward, Springfield, Ohio

Rich, Mr. R. B., 56 Howland Terr., Worcester, Mass.  
Richardson, Mrs. Amos, R. R. 2, Edinburgh, Ill.  
Richey, Mrs. Fred H., Glen, New York  
Ridder, Mr. Bernard H., 1033 Lincoln Ave., St. Paul 5, Minn.  
Riddle, Mrs. J. L., 1305 10th St, Hickory, N. C.  
Roan, Mr. William, Thorp, Washington  
Roberts, Mr. M. E., 2741 Daruby Dr., Oakland 11, Calif.  
Rogers, Mrs. Claud, Frisco, Texas  
Ruf, Mrs. Grace, 1851 Sunset Plaza Dr., Los Angeles 41, Calif.  
Rummel, Mr. Al, Sta. Hosp, P.O.W. Camp, Rupert, Idaho

Sabatini, Mrs. J. W., 2011 S. Marsalis, Dallas, Texas  
Samuelson, Mr. A. A., R. F. D. No. 2, Pullman, Wash.  
Sanders, Mrs. Earl F., 1602 Birch St., Oklahoma City, Okla.  
Sanders, Mr. John H. B., 3422½ Westminster Ave., Dallas 5, Texas  
Sapp, Mrs. J. A., 2319 Pennsylvania Ave., Joplin, Mo.  
Savery, Mr. Don B., 8630 Chilson Road, Brighton, Mich.  
Sawyer, Mr. Horace C., 303 W. Thomas Ave., Shenandoah, Iowa  
Schiefelbusch, Mrs. Anna T., 328 N. Deuceau St., Stillwater, Okla.  
Schiller, Mrs. Bert, Box J. Courtland, Calif.  
Schroeder, Mr. Art, Marine Route, Coeur d'Alene, Idaho  
Schuergers, Mrs. P. J., Route 2, Box 309-B, Bothell, Wash.  
Schultz, Miss Jenevieve, Greenacres P. O., State of Washington.  
Schwemley, Mrs. J. H., 644 W. 5th St., Wray, Colo.  
Scott, Mr. W. F., Jr., 407 N. Floessant Rd., Ferguson, Mo.  
Seal, Miss Lydia O., Riverton, Utah  
Seids, Mrs. A. C., 1503 Glenwood, Nichols Hills, Oklahoma City, Okla.  
Seids, Dr. Fred C., Perry, Oklahoma  
Settle, Mr. Carter, 1321 Rincon Drive, Whittier, Calif.  
Sheets, Miss Hazel R., 201 E. Victoria, Gardena, Calif.  
Shinkle, Mrs. Herbert S., R. R. No. 1, Box 165, Clayton, Ohio  
Shinnick, Mrs. Fred M., 2036 W. Boston Blvd., Detroit 6, Mich.  
Simonson, Mrs. H. A., Route 2, Port Angeles, Wash.  
Smith, Mrs. Alex, 212 Ockley Drive, Shreveport, La.  
Smith, Mr. Arthur A., 130 W. Kibby St., Lima, Ohio  
Smith, Miss Margaret V., 22 Lenox St., Norwood, Mass.  
Smith, Mrs. Willis B., Rt. 7, Box 142, Texarkana, Texas  
Snader, Mrs. Fay O., R. D. No. 2, Box 301, Port Orchard, Wash.  
Somerville, Miss Esther, 1228 Forest Ave., Evanston, Ill.  
Stapleton, Mrs. Lulu E., 516 W. 18th St., Hutchinson, Kans.  
Steel, Mr. A. A., Rt. 3, Parma, Idaho  
Steele, Miss Birdie B., P. O. Box 504, Kentland, Ind.  
Stephenson, Mrs. W. A., Rt. 3, Box 292, Ft. Worth, Texas  
Stephenson, Mrs. W. P., 322 4th Ave., South, Kent, Wash.  
Stevens, Mrs. H. H., 3409 Eighth Ave., Ft. Worth, Texas  
Stevens, Mr. I. A., 2 High Downs, Clayton 5, Mo.  
Stevens, Mr. W. H., 2919 Boulevard, Hampton, Va.  
Stewart, Mr. W. Grady, 191 N. Church St., Spartanburg, S. C.  
Stewart, Mr. James O., 295 N. First St., W., Logan, Utah  
Stone, Mr. Leroy C., 36 Elm St., Melrose, Mass.  
Stubbs, Mrs. R. B., 1965 W. 33rd St., Kansas City, Kans.  
Suter, Mrs. O. G., P. O. Box No. 726, Welch, W. Va.  
Swain, Mr. Ed. E., Jr., 1215 S. Haliburton, Kirksville, Mo.  
Sweet, Dr. Grover C., Veterans' Home, Rocky Hill, Conn.  
Swisher, Mr. P. L., 501 Larchlea Drive, Birmingham, Mich.  
Switzer, Mr. D. H., Box 152, New Windsor, Ill.

Tallmon, Mrs. A. M., 3312 Childress St., Fort Worth 5, Texas  
Tampplin, Mr. Charles W., 1145 E. California Ave., Glendale 6, Calif.

Taylor, Mrs. John W., 1673 S. Gilbert Ave., Evansville 13, Ind.  
 Terry, Mrs. C. W., 631 North Main St., Tulsa 6, Okla.  
 Therrell Gardens, 205 Hemphill St., Fort Worth 4, Texas  
 Tidwell, Mrs. J. C., Box 83, Batesville, Miss.  
 Tiemann, Mr. Elmer, 1503 Purdue Ave., St. Louis 14, Mo.  
 Todd, Mrs. J. M., 130 E. Lackwood Ave., Webster Groves, Mo.  
 Tompkins, Mr. C. W., 3110 Lakeport Rd., Sioux City 20, Iowa  
 Torgerson, Mrs. M. V., Route One, Ellenburg, Wash.  
 Tuck, Mr. Stuart F., 75 Canton St., Tonawanda, N. Y.

Van Buskirk, Mr. M. G., Vanlore Acres, Route 1, Naperville, Ill.  
 Van Cleve, Mr. W. H., Tekamah, Nebraska.  
 Van Dyke, Mrs. W. D., 902 Wells Bldg., Milwaukee, Wis.  
 Van Schaaek, Miss A. L., 1046 Ridge Ave., Evanston, Ill.  
 Van Winkle, Mr. William M., 101 Apawamis Ave., Rye, N. Y.

Wallace, Mr. M. D., Horticulture Dept., B.Y.U., Provo, Utah  
 Walker, Mrs. Arthur N., R. F. D. No. 2, Kimberly, Idaho  
 Walker, Mrs. J. H., 231 S. 4th, E., Provo, Utah  
 Walther, Mrs. F. P., 474 Upper Mountain Ave., Upper Montclair, N. J.  
 Walton, Mr. J. E., 279 W. 33rd, So., Salt Lake City 5, Utah  
 Wary, Mr. Guy E., 409 Paeker St., Shamokin, Pa.  
 Weed, Mr. Wilbur W., 680 Chestnut Dr., Eugene, Oreg.  
 Weidner, Mr. Earl, 795 Salem St., Malden, Mass.  
 Weill, Mrs. Alfred S., 201 W. Chestnut Ave., Philadelphia, Pa.  
 Welcher, Mrs. L. L., Welch, West Virginia  
 Werner, Mrs. Joseph L., 9625 Ladue Rd., Clayton 5, Mo.  
 Wetherby, Mrs. Ann, Welch, West Virginia  
 Wettstein, Mrs. M., Chapel Hill Rd., Box 3, Lincoln Park, N. J.  
 Wesley, Mrs. Joseph L., West New Farm, R. R. No. 2, Ft. Wayne, Ind.  
 West, Mrs. Nolan F., Sardis, Miss.  
 Whittmore, Mr. R. B., 7 Black Creek Lane, St. Louis 5, Mo.  
 Wilkening, Mrs. Carl, 33 Owen Ave., Lansdowne, Pa.  
 Wilkins, Mrs. Walter, Chapman, Kansas  
 Williamson, Mrs. John D., R. D. No. 1, Box 208, Youngs Rd., Ramsey, N. J.  
 Winne's Garden, 612 Court St., Beatrice, Nebr.  
 Wister, Mr. John C., Scott Foundation, Swarthmore College, Swarthmore, Pa.  
 Wittman, Mr. Emil A., Clifton, N. J.  
 Wolf, Mrs. Roy M., 1020 Greenwood, Canon City, Colo.  
 Wolfe, Mr. W. G., Box 103, Frisco, Texas  
 Wonson, Mrs. Martha L., 25 March Ave., West Roxbury, Mass.

Yant, Mrs. J. W., 7118 Ontario Ave., Hammond, Ind.

Zeestraten, Mr. C., Greenhurst, N. Y.  
 Zivney, Mr. Art, Minonk, Ill.

---

## TELL MUHLESTEIN

### *Hybridizer and Introducer*

Growing the Latest Novelties  
 and the Standard Varieties

691 East 8th North

Provo, Utah

## Maple Valley Iris Gardens

Mrs. C. G. Whiting

*Hybridizer and Grower of Fine Iris*

MAPLETON

IOWA

---



## FOREIGN

Bates, Mr. F., Holmeroft, Oakwood Rd., Blackhill Co., Durham, England  
 Bauckham, Mr. Charles, 372 Bay St., Toronto, Ontario, Canada.  
 Bell, Mrs. Percy, Calle Quacal 1221, Buenos Aires, Argentina, S. A.  
 Biehl, Mr. F. C., 21 Manning Ave., Stratford, Ontario, Canada  
 Birrell, Mr. James M., 36 Woodside Ave., Chislehurst, Kent, England  
 Brander, Mr. W. M., South Westminster, B. C., Canada  
 Carlile, Mr. Thomas, London Nurseries, Ltd., Twyford, Berks, England  
 Chapman, Mrs. Lilian, 55 Crest View Dr., Petts Wood, Kent, England  
 Creed, Mr. C. W. G., 47 Gordon Ave., Highams Park, E. 4, England  
 Fisk, Mr. Alan, 109 Alexandra Rd., Burton-on-Trent, England  
 Fletcher, Mr. F. L., Box 1185, Rossland, B. C., Canada  
 Green, Mr. Anthony, 18 Semaphore Rd., Guilford, Surrey, England  
 Hicks, Mr. L. O., 10611 112th St., Edmonton, Alberta, Canada  
 Hellings, Mr. F. Wynn, Fleur-de-Lis, 41 Grove Way, Esher, Surrey, England  
 Hutt, Mr. H. L., Georgetown, Ontario, Canada  
 Kirk, Lt. Col. J. W. C., D.S.O., Gedling House, Gedling, Notts, England  
 Law, Mr. R. J., 101 Colin Ave., Toronto 12, Ont., Canada  
 Little, Miss Jane Elizabeth, Richmond Hill, Ontario, Canada  
 Mann, Mr. H. B., % Marshall-Wells Co., Ltd., Regina, Saskatchewan, Canada  
 Murray, Mr. J. R., 501 Newport Ave., Victoria, B.C., Canada  
 Noakes, Mr. A. E., 20 Birchin Lane, London E.C. 3, England  
 O'Callaghan, Mrs. D. A., Oak Lane Farm, Newdigate, Surrey, England  
 Perry, Mr. Amos, Perry's Hardy Plant Nurseries, Enfield, Middlesex, England  
 Porter, Mrs. W. Ernest, Quadra & Rogers Lane, Victoria, B. C., Canada  
 Raffill, Mr. C. P., 193 Kew Road, Richmond, Surrey, England  
 Rolph, Dr. A. H., "The Elms," Searlett Rd., Weston, Ontario, Canada  
 Roper, Mr. C. S., 132 Trinity St., Stratford, Ont., Canada  
 Seale, Mr. H. E., 38 Bellwood Ave., Ottawa, Ont., Canada  
 Seligman, Mrs. Brenda Z., Court Leys, Toot Baldon, Oxford, England  
 Sillifant, Mr. F. E., 259 Keewatin Ave., Toronto 12, Ont., Canada  
 Stern, Col. F. C., Highdown, Goring-by-Sea, Sussex, England  
 Stewart, Mrs. J. McKellar, "Dalkeith," Blackmoor, So. Australia  
 Stopford, Miss D., Polmont, Radlett, Herts, England  
 Tomalin, Mr. F. W., 19 Gloucester Rd., Hampton, Middlesex, England  
 Walker, Mr. A. V., Socony Vacuum Oil Co., P. O. Box 660, Istanbul, Turkey  
 Webster, Mr. A. J., 365 Lauder Ave., Toronto, Ontario, Canada  
 Wells, Dr. A. Q., Shipton Manor, Kidlington, Oxford, England  
 Yates, Mr. J. A., Craunham, Anglefield Rd., Berkhamsted, Herts, England

### LONGFIELD IRIS FARM

Williamson & Cook Originations

*IRIS AND PEONIES*

BLUFFTON

INDIANA

### MORGAN'S GARDENS

LATEST and BEST in IRIS

66th and Blue Ridge Blvd. Route 3  
 Kansas City, Missouri

### IRISDALE GARDENS

Mrs. Norman S. Horton

**Grower and Hybridizer**

Descriptive List by Request

**Elkhart, Ind.**

### IRISNOLL

FRED DE FOREST

*Hybridizer and Grower*

Route 1 Monroe, Oregon

Descriptive List Sent on Request

## LES IRIS DES JARDINS

M. P. LAVENIR

■ "Iris," wrote Alphonse Karr, "on the ridge of little thatched roofs give to them a splendor that artifice could only approach and richness that is lacking in the palace of a king—or even of a profiteer." Nothing is more charming indeed than these tufts of iris attached to the half-rotten old roofs of straw which seem to provide sufficient nourishment.

What we have said about planting in crevices can be repeated as planting in walls and ruins. Anywhere that we can stuff in a little earth into a crack there we can get an iris to live. The idea of planted walls built without cement is little known in France and yet how many rock and desert plants will respond to this picturesque treatment. Drought loving irises are among them and an old wall flower with *Iris germanica*, *pumila*, Florentina, or *tectorum* would tempt the brush of an artist. And what seductive tableaux might be composed of irises and other rock plants all blooming at the same time: Alyssum saxatile golden yellow, Aubreittia mauves, Saponaria rose with starry flowers, Saxifrages with feathery panicles, etc. These examples are frequent in England where they even grow plants in the crevices of stone or brick pavements or steps.

When one builds a wall of this sort each layer of stone should be set in a bed of earth. The resources of the gardener are infinitely varied and it is his duty to utilize them in every possible way and to put his experience and ingenuity to the creating of beauty even in sites that at first sight seem least favorable.

It is above all in the decoration of a dry slope that an iris is of value. Even when left to themselves they often bloom abundantly. We know of a railroad embankment near Lyons which, in May, is literally covered with purple iris.

All the garden irises accommodate themselves to disadvantageous sites. If the slope is exposed to the full sun one can try with good chances of success the graceful *I. stylosa* with its clear lilac flowers in mid-winter and its even green carpet of foliage. It is to be noted that this species requires a complete rest in a hot dry summer. If the slope is shaded, an unfavorable location for most irises, we must choose *I. foetidissima*, one of the few which thrives without sun. The flowers are not very ornamental but the plant is effective

in autumn and winter when the opened seed pods reveal the coral red seeds. There is also a variety with white variegated leaves which gives an effective contrast. The name *foetidissima* should be no obstacle to its planting for there is odor only from the crushed leaves.

We can also use irises on rocks which it would be difficult to adorn in any other way. Even in crevices with very little soil they will do better than most plants. In the vicinity of Vienna there is an escarpment that, each spring, is brightened with mauve or purple. Among less large rocks, in the alpine garden where plants are to be given special care it will be of interest to try small bulbous irises many of which bloom in winter or early spring. Among these are *I. Vartani* with fragrant blue-lavender flowers, *histrion* clear blue, *histrion alba*, *histroides* deep blue, *Bakeriana* blue-violet, and the charming *alata* of which the color varies from lavender to white and which resembles an orchid. This last suffers in our winters and is recommended only for the South.

In general all the bulbous irises are a little delicate and it is only in sheltered sunny places and in well-drained soil that one can hope to succeed.\*

\*From *Les Iris Cultivés*, Paris, 1922, M. Philibert Lavenir.

## "HILL-SON"

H. M. & Robert C. (1st Lt., Inf.)

LAFONTAINE, KANSAS

*Specializing in*

IRISES

PEONIES

HEMEROCALLIS

*Irises*—Dwarfs, Re-bloomers, Siberians, Spurias and choice Tall Bearded.

*Peonies*—Doubles, Singles and Japs; the best of the new and old hybrids.

*Hemerocallis*—Small in number but choice in quality and vigor.

## INTRODUCING

GOLD MEDAL — Fay 1946. A clear deep yellow self of fine form and branching. Earliest tall bearded to bloom and blooms for three weeks. 38 in. Price per rhizome \$12.50.

PINK CLOUDS — Fay 1946. Medium sized flower of light pink with a small white spot in center of falls. The beard is pale yellow and flower stalk has four-way branching with eleven buds. Strong grower, hardy. Price per rhizome \$10.00.

One each of both introductions \$20.00

HAHN'S IRIS GARDENS

2617 So. 11th St. Springfield, Ill.

# THE AMERICAN IRIS SOCIETY

## 1946 POLICY OF AWARDS AND RATINGS

1. THE FOLLOWING REGULATIONS cancel all previous regulations in reference to ratings and awards.

2. The Board of Directors shall appoint accredited judges in various parts of the country.

3. The Board of Directors is given full power to grant the awards of the American Iris Society and award the Dykes Medal, subject to the conditions set forth in the following regulations:

4. Highly Commended

The Board of Directors shall give Highly Commended to varieties *not introduced at the time of judging* which receive five or more recommendations from accredited judges subject to the regulations in paragraph 19a below. Judges shall not make more than ten recommendations for the award of Highly Commended.

5. Honorable Mention

The Board of Directors shall give Honorable Mention to registered varieties *introduced at the time of judging or in course of introduction* which receive seven or more recommendations from Accredited Judges in the case of Tall Bearded Irises, or five or more recommendations in the case of Irises other than Tall Bearded, subject to the regulations in paragraph 19b below. Judges shall not recommend more than fourteen Tall Bearded Irises for the Honorable Mention award.

6. Award of Merit

The Board of Directors may give not more than ten (unless ties occur) Awards of Merit yearly to American Irises, of which not more than eight may be Tall Bearded Irises. No more than two Awards of Merit may be given yearly to American Irises other than Tall Bearded. However, if two or more eligible Irises are tied in number of votes for last place all the Irises so tied shall be given the Award of Merit. Judges should not make more than eight recommendations for the Award to Tall Bearded Irises, and not more than two to Irises other than Tall Bearded, subject to the regulations in paragraph 19c below. Preference will be given to Irises seen in

widely scattered gardens and at the discretion of the Board of Directors, the Award may be withheld from a variety which all or most of the judges saw in the same garden.

7. Dykes Memorial Medal

The Iris Society of England has offered the American Iris Society the Dykes Memorial Medal yearly. This is the highest award that can be given to a new Iris. Upon the recommendation of ten or more accredited judges and subject to the regulations in paragraph 19d below, the Committee on Awards may award this medal yearly, subject to the confirmation of the Board of Directors. The Medal should go to an Iris widely distributed and judged in widely scattered sections.

8. All of the above refers to Irises originated in the United States and Canada. In addition, the Board of Directors may give not more than five Awards of Merit yearly to Irises of foreign origin. Such awards shall be given only upon the recommendation of at least seven accredited judges and subject to the regulation in paragraph 19e below.

#### DUTIES OF COMMITTEE ON AWARDS

9. The Committee on Awards shall study each year the system of ratings and awards and make its recommendations of general policy to the Board of Directors.

10. The Committee on Awards shall submit yearly to the Board of Directors a list of accredited judges for the various districts.

11. The Committee on Awards may recommend the appointment by the Directors of a Tabulator or a Chairman of a Sub-Committee on Tabulation, whose duties will be to tabulate the judges' reports received up to and including July 8 and shall furnish complete tabulated information to the Committee on Awards as soon as possible thereafter.

12. The Committee on Awards shall receive and study carefully the reports of the Sub-Committee on Tabulation and on the basis of this study, shall make its recommendations to the Board of Directors. After approval by the Board of Directors the Committee shall prepare an official list of Awards, a copy of which is to be furnished to members of the Society either by direct mail or by inclusion in a Bulletin.

## INSTRUCTIONS FOR ACCREDITED JUDGES

13. Judges are requested to send ratings, recommendations, and reports to the Tabulator on or before July 8.

14. Judges are requested to rate new Irises which have not yet received a permanent rating, particularly those varieties listed as eligible for a permanent rating on the back of the Rating Ballot and other varieties introduced in the years 1943, 1944 and 1945, or to be introduced in 1946. Judges may rate registered seedlings or seedlings which will be named and registered unless the breeder requests that no rating be made on the variety. Judges are asked not to turn in ratings on plants which plainly are poorly grown or are not fully established. A list of new Irises which have already received a permanent rating in 1944 and 1945 is published on the Rating Ballot.

15. Irises in gardens are to be rated under the numerical system using the point score system listed below as a basis in arriving at the total. The judge's ballot will provide only for the total rating. That is, if an Iris is rated 86 on the basis of the point score system listed below, the accredited judge will insert the total rating of 86 instead of itemizing the individual points of flower, stalk and plant as to color, vigor, etc.

16. No rating of a Tall Bearded or Intermediate variety will be published unless it has been voted on by at least five judges. No rating of Siberian, Species, Hybrids and Dwarf Irises will be published unless it has been voted on by at least three judges. It will be the policy of the Board to keep confidential all reports of the judges. An individual judge, however, may use his own discretion about giving out his own ratings.

17. Provided the variety voted on has received 10 or more ratings in a previous year, 20 or more judges' ratings for a variety in one year will be considered a permanent rating which will be subject to change only by a Symposium Rating.

18. Judges are requested to send to the Editor descriptive comments on all outstanding varieties. The comments will be published in the Bulletin over their signature (or without signature if requested).

19. Judges are requested to make recommendations for awards as follows (Paragraph a, b, c and d apply only to Irises originating in America):

- (a) **Highly Commended.** Highly Commended is the award of the American Iris Society for promising varieties not introduced at the time of judging. Judges may make recommendations at their discretion on seedlings either seen growing in a garden or judged by specimen stalks at exhibitions or elsewhere. A judge should consider his recommendation for Highly Commended as equivalent to recommending the variety as worthy of introduction. Five or more recommendations from accredited judges are required for an Iris to receive this award whether the variety is Tall Bearded, Intermediate, Dwarf, Hybrid or Species.
- (b) **Honorable Mention.** Recommendations for Honorable Mention may be made for Irises already introduced at the time of judging or that will be introduced on or before July 1, 1946. Judges may make recommendations in the following classes: Tall Bearded, Intermediates, Dwarf, Fall Blooming, Siberian Irises, Various Iris Species and Hybrids. Seven or more recommendations from Accredited Judges will be necessary before a Tall Bearded Iris may receive Honorable Mention and five or more recommendations will be necessary for Irises other than Tall Bearded.
- (c) **Award of Merit.** Recommendations for Award of Merit shall be made only to Irises registered officially and properly introduced, which have received an Honorable Mention award during the five-year period beginning with 1940 and ending with 1944. The Award of Merit is to be considered as a National rather than a local or regional award, indicating that the Iris was outstanding in widely separate regions. No Tall Bearded Iris may receive the Award of Merit unless it has been recommended by ten or more Accredited Judges and no Iris other than the Tall Bearded may receive it unless it has been recommended by seven or more Accredited Judges. A list of the varieties eligible for the Award of Merit in 1946 is printed on the Award Ballot.
- (d) **The Dykes Medal.** Recommendations for the Dykes Medal shall be made only to Irises registered officially which have received an Award of Merit during the three-year period beginning with 1943 and ending with 1945.

Under American Iris Society rules the introduction date for varieties introduced in America is based on the year an

Iris is offered for general sale in a catalogue, list, advertisement or advertisement in A.I.S. Bulletins. Sales in a garden or by letter without advertising in the Bulletins or elsewhere do not constitute an introduction. The same rules apply to foreign varieties except that confirmation of uncertain dates will be accepted from the Royal Horticultural Society, the Iris Society (England) and the Societe Nationale d'Horticulture de France, together with a letter from the originator and introducer. (Varieties should not be listed in a catalogue or advertised unless they are for sale as confusion in introduction date may result in loss of eligibility for the Dykes Medal.)

- (e) Award of Merit for Foreign Irises—Judges may also recommend Award of Merit for any foreign variety introduced during the past seven years. In 1946 this would mean introduction of and since 1939. (Under these rules Canadian varieties are considered as American and not foreign.)
20. Scale of Points (See Back Cover).

### IRISES ELIGIBLE FOR DYKES MEDAL

The following Irises receiving Awards of Merit in 1943, 1944, and 1945 are eligible for the Dykes Medal under rules covered by Paragraph 19d:

Azure Skies	Garden Flame	Nightfall	Snow Carnival
Black Hawk	Grand Canyon	Nelson of Hilly	Stardom
Blue Shimmer	Indiana Night	Ola Kala	Sunset Serenade
Brown Thrasher	Mary E. Nicholls	Peshawar	The Admiral
Bronzspur	Mary Vernon	Pink Reflection	Tiffany
Captain Wells	Minnie Colquitt	Prince of Orange	Tishomingo
Copper Rose	Mountain Lake	Red Valor	Treasure Island
Daybreak	Moonlight	Remembrance	Violet Symphony
Flora Zenor	Madonna	Sheriffa	White Wedgewood
Fort Knox	Mulberry Rose		

### IRISES ELIGIBLE FOR AWARD OF MERIT

The following list of varieties have received Honorable Mention Awards and are eligible for the Award of Merit under rules covered by Paragraph 19c:

Adventure	Berkeley Gold	Cedar Rose	Coral Mist
Alba Superba	Bonnie Lass(I.B.)	Chicory Blue	Damerine
Ann Newhard	Bright Melody	Chivalry	Display
And Thou	Buttercup Lane	Chrysolite	Down East
Aztec Copper	California Peach	Cloud Castle	Dreamcastle
Bandmaster	Casa Morena	Copper Pink	Dubrovnik



Edward Lapham	Lancaster	Patricia	Sonny Boy
Eric The Red	Late Sun	Persian Prince	Spring Secretary
Etoile d'Or	L. Merton Gage	Phoebe	Stained Glass
Extravaganza	Lord Dongan	Priscilla	Starless Night
Fairy Lustre	Lori May	Raejean	Stormking
Firecracker	Louise Blake	Ranger	Sundance
Flamely	Majenica	Red Amber	Sun Spot
Flora Campbell	Mandalay	Rose Top	Tapestry Rose
Francelia	Master Charles	Royal Scot	The Darb
Franconia	Melanie	Ruby Glow (I.B.)	The Guardsman
Golden Eagle	Mellowglow	Salar	Tiffanja
Golden Spangle	Mexico	Samovar	Titian Lady
Hoosier Sunrise	Mirabelle	Saugatauk (Spur)	Tobacco Road
Icy Blue	Missouri Night	Sequatchie	Vatican Purple
Invictus	Moonlit Sea	Sharkskin	Wakarusa
Jasper Agate	Mountain Sky	Shawano	West Point
Jasmine	Nightingale	Smoulder	White Prince
Joy (I.B.)	Noel	Snow Velvet	Winter Carnival
Lady Mohr	Orange Glow	Solid Mahogany	Yellow Glory
Lady Naomi	Overture		

If any varieties which received Honorable Mention Awards from 1940 to 1944, inclusive, and which have not yet received the Award of Merit, have been omitted from this list, they are eligible for the Award of Merit.



## IRIS - PEONIES

*Hemerocallis, Poppies*

Large collection—1600 vars.

**C. F. WASENBERG**

Van Wert, Ohio

## LYON IRIS GARDENS

*New and Choice Irises*

18831 CALVERT STREET  
RESEDA, CALIF.

## IRISES AND DAFFODILS

*Specializing in the Kenyon Reynolds  
Daffodils and Pacific Coast Irises*

**LENA LOTHROP**

1595 Glasgow Ave., San Bernardino, Calif

## GEISER'S FAIR CHANCE FARM

*Iris, Peonies and Poppies*

BELOIT, KANSAS

## FAIRMOUNT GARDENS

*Iris, Hemerocallis, Oriental Poppies*

Introducer of many of the best iris  
and hemerocallis

**MRS. THOMAS NESMITH**

Lowell, Mass.

## WILD GARDENS

*La. Iris, Native Plants, Rare Bulbs*

**MRS. RUTH M. DORMON**  
Rt. 3, Box 70, Old Mooringsport Rd.,  
Shreveport, La.

# YEAR BOOKS

OF

THE AMERICAN HORTICULTURAL SOCIETY

AMERICAN DAFFODIL YEARBOOKS, 1936, 1937, 1938—  
50c a copy

DAFFODIL YEARBOOK, 1942—\$1.00

The 1942 issue is a joint publication with the Royal Horticultural Society, and contains the latest in daffodil news from Australia, Great Britain, New Zealand, Tasmania and the United States.

LILY BULLETIN FOR BEGINNERS, 1941—25c

AMERICAN LILY YEARBOOKS, 1939, 1940—\$1.00 a copy  
1942—Price \$1.25

Your pleasure in iris will be stimulated by taking a good look at other fields. The books listed above offer you best opportunities, and at bargain prices. Much information is contained in each book, and there is no duplication. Write for information about membership in the Society.

Make checks payable to the American Horticultural Society, and send to 621 Washington Loan & Trust Bldg., Washington, D. C.

## THE IRIS SOCIETY

(of England)

Application for membership in The Iris Society may be sent direct to the American Iris Society office. Make check for dues (\$2.85) payable to the American Iris Society. Send it to Howard R. Watkins, Secretary, 821 Washington Loan & Trust Bldg., Washington, D. C. Mark it plainly "For dues for The Iris Society (of England)" and print your name and address.

### JORDAN'S IRIS GARDEN

*Iris of Quality*

MRS. W. H. JORDAN  
3225 Hardeman St., Ft. Worth, Tex.

### KENWOOD IRIS GARDENS

*Iris, Hemerocallis, Peonies, Poppies*

MRS. J. F. EMIGHOLZ  
R.R. 10, Sta. M Cincinnati 27, Ohio

### IRIS CHECK LIST 1946

Lists 19,000 Names of Iris and Parentages  
— Over 500 Pages —

\$3 to members; \$4 to non-members. Make check or money order payable to American Iris Society, 821 Washington Loan & Trust Bldg., Washington, D. C.

### MILLIKEN GARDENS


385 W. Colorado Street

Arcadia California

### IRIS—HEMEROCALLIS

*May we send you our 1944 list?*

# Colossal Beautiful **ELMOHR**



Originated in Colorado by Dr. P. A. Loomis. Introduced in 1942 by Long's Gardens, at \$25.00 each.

Elmohr is robust, thrives anywhere. Foliage lush. Blooms immense.

**Color:** A new wine-red color break in Wm. Mohr's seedlings.

## **ELMOHR WINS 1945 DYKES MEDAL**

No other Iris won DYKES so soon after introduced.

**Price for 1946:** \$4.00; 3 for \$10.00. Prepaid in U. S. A. and Canada. Delivery from early July (not before) until late in fall. Place order any time now, or later.

**Long's Gardens, Boulder, Colorado**

## JUDGING IRISES IN GARDENS

<b>THE FLOWER</b> .....	<b>60 Points</b>
Color and Texture .....	30
Color .....	25
Texture .....	5
Form and Fragrance .....	15
Form .....	12
Fragrance .....	3
Substance .....	15
<b>THE STALK</b> .....	<b>25 Points</b>
Branch Balance .....	9
Strength .....	8
Number of Buds .....	8
<b>THE PLANT</b> .....	<b>15 Points</b>
Foliage .....	5
Vigor and Hardiness .....	5
Floriferousness .....	5
	<hr style="width: 100%;"/>
<b>Total</b> .....	<b>100</b>

The following scale of points shall be used for

### *Judging Seedlings at Exhibitions*

<b>THE FLOWER</b> .....	<b>50 Points</b>
Color .....	15
Form .....	10
Substance and Texture .....	10
Size According to Variety .....	10
Fragrance .....	5
<b>THE STALK</b> .....	<b>25 Points</b>
Poise and Grace According to Section .....	10
Number of Blooms and Buds According to Section .....	5
Height According to Section .....	5
Branching According to Section .....	5
<b>QUALITY, CONDITION</b> .....	<b>25 Points</b>
Quality .....	15
Condition .....	10
	<hr style="width: 100%;"/>
<b>Total</b> .....	<b>100</b>

BULLETIN  
OF THE

# AMERICAN IRIS SOCIETY

JULY, 1946

No. 102

## LOUISIANA IRISES

### CONTENTS

Cajan Country, <i>Geddes Douglas</i> .....	3
The Mary Swords Debaillon Louisiana Iris Society, <i>Katherine Cornay</i> .....	6
Abbeville's Giant Irises, <i>Ira S. Nelson</i> .....	11
What is <i>Iris fulva</i> ? <i>Clair A. Brown</i> .....	17
The Irises of the Abbeville, La., Region, <i>Percy Viosca, Jr.</i> .....	18
Iris in Shreveport, <i>Minnie Colquitt</i> .....	23
The Influence of Sass Irises, Family Trees, <i>Agnes Whiting</i> .....	28
Test Gardens, <i>John C. Wister</i> .....	37
New England and The Annual Meeting, <i>Mrs. Irma Pollock</i> .....	43
Flower Arrangements, <i>Mrs. Lucille Steedman and</i> <i>Mrs. Maslin Davis</i> .....	50
Seedling Comments as received before May 28th.....	56
Varietal Comments as received before May 28th.....	64
SCIENCE—General Genetics Program, <i>Dr. L. F. Randolph,</i> <i>Chairman</i> .....	75
Also Notes on Rot, pollination, germination, response to length of day .....	79
"As to Selling Pedigreed Seed," <i>E. O. James</i> .....	81
Ask Me Another . . . The Questionnaire.....	83
Our Members Write. About Test Gardens, Plant Buyers' In- dex, "Obsolete", Species Notes.....	86
In Memoriam .....	92
In the Garden.....	93
REGISTRATIONS, 1945, <i>Charles E. F. Gersdorff and</i> <i>Minnie Colquitt</i> .....	97
Members Attending the 1946 Meeting.....	121
Offer from Nashville Growers for 1948 Display.....	123

Published Quarterly by

THE AMERICAN IRIS SOCIETY, 32nd ST. AND ELM AVE., BALTIMORE 11, MD.  
Entered as second-class matter January, 1934, at the Post Office at Baltimore, Md.  
under the Act of March 3, 1879.

\$3.00 the Year—Additional copies 50 cents each for Members

# THE AMERICAN IRIS SOCIETY

## OFFICERS 1946

### *Directors:*

Terms expiring 1946: J. P. Fishburn David F. Hall	E. G. Lapham W. J. McKee
Terms expiring 1947: Dr. Franklin Cook Carl S. Milliken	Howard R. Watkins Jesse E. Wills
Terms expiring 1948: F. W. Cassebeer Geddes Douglas	Dr. H. H. Everett Dr. R. J. Graves

*President*—Jesse E. Wills, Belle Meade Blvd., Nashville, Tenn.

*Vice President*—Junius P. Fishburn, Box 2531, Roanoke, Va.

*Secretary*—Howard R. Watkins, 821 Wash. Loan & Trust Bldg., Washington, D. C.

*Treasurer*—E. G. Lapham, 1003 Strong Ave., Elkhart, Ind.

*Editor*—R. S. Sturtevant, Rte. 5, Nashville 4, Tenn.

*Associate Editor*—Geddes Douglas, Chestnut St., Nashville, Tenn.

### *Regional Vice-Presidents*

1. W. J. McKee, 45 Kenwood Ave., Worcester, Mass.
2. Kenneth D. Smith, Benedict Rd., Dongan Hills, Staten Island, N. Y.
3. John Dolman, Jr., 204 Vassar Ave., Swarthmore, Pa.
4. J. Marion Shull, 207 Raymond St., Chevy Chase, Md.
5. T. N. Webb, Durham, N. C.
6. Mrs. Silas B. Waters, 2005 Edgecliff Point, Cincinnati, Ohio.
7. W. F. Cahoon, R. 4 Cahaba Rd., Birmingham, Ala.
8. Mrs. W. F. Roecker, 3319 No. 14th St., Milwaukee, Wis.
9. O. W. Fay, 1522 Isabella St., Wilmette, Ill.
10. Frank E. Chowning, 2110 Country Club Lane, Little Rock, Ark.
11. Mrs. Mary F. Tharp, Payette, Idaho.
12. Merritt H. Perkins, 2235 Fairfax St., Denver, Col.
13. Dr. R. E. Kleinsorge, Silverton, Oregon.
14. Mrs. G. G. Pollock, 1341 45th St., Sacramento, Calif.
15. E. E. Nies, 1423 No. Kingsley St., Hollywood, 27, Calif.
16. W. J. Moffat, 170 Delaware Ave., Hamilton, Ontario, Canada.
17. Guy Rogers, 1st Natl. Bank Bldg., Wichita Falls, Texas.

### *Chairmen of Committees:*

*Scientific*—Dr. L. F. Randolph, N. Y. State College of Agriculture.

*Election*—Dr. George M. Reed, Brooklyn Botanic Garden, Brooklyn, N. Y.

*Membership & Publicity*—W. J. McKee, Worcester, Mass.

*Registration*—C. E. F. Gersdorff, 1825 No. Capitol St., Washington, D. C.

*Assistant*—Mrs. Walter Colquitt, 487 Albany, Shreveport, La.

*Exhibition*—Mrs. Ralph E. Ricker, 1516 Rose St., Sioux City, Iowa.

*Recorder*—Mrs. W. H. Peckham, The Lodge, Skylands Farm, Sloatsburg, N. Y.

*Awards*—Junius P. Fishburn, Roanoke, Va.

*Japanese Iris*—Dr. Geo. M. Reed, Brooklyn Botanic Garden, Brooklyn, N. Y.

---

**IRIS CHECK LIST, 1939**—Lists 19,000 names of iris and parentages; over 500 pages. Price \$3.00 to members; \$4.00 to non-members.

---

**LANTERN SLIDES**—Mrs. P. E. Corey, 707 Pearl St., Reading, Mass.  
**RENTAL FEE** (To members) \$5.00


## FOREWORD

■ WITH BULLETINS 100 and 101 in your hands for so short and rushing a season I suppose the receipt of so few notes and questions by us is to be expected but already a few major matters have loomed. The first 150 odd reports to the Scientific committee are in and the program initiated and I hereby express myself even more freely than Mr. Wister on the subject of "Test Gardens", a misleading name at best. The original test gardens at New York, Ithaca, Brooklyn, and St. Louis were actually used for studies in nomenclature, sterility, and other purposes. As a place for trying out unintroduced seedlings and comparing novelties they were a flat failure despite good cooperation on the part of the majority of the very few current breeders. Such success as was achieved was due to a mere handful of local enthusiasts and conscientious judges. That "Trial" feature is what naturally still interests all members and I doubt if the A. I. S. can finance, initiate, maintain, or even authorize such "Trial" plantings, and certainly no breeder of experience will provide seedlings or stock "for trial" to a semi-public planting. Even at the New York Botanical Garden there was constant criticism of how poorly the plants were grown, how unfair the judging, and even an occasional well-founded suspicion that stock had vanished and appeared in catalogs from this source.

Many a well-known garden has "Guest" iris generously sent for trial and breeder distribution. Frequently "guests" are given preferred placement and treatment but all too frequently they have led to bitter feuds and sly insinuations.

As Mr. Wister reports, in only two localities (out of perhaps 25) has local interest been maintained in even a "Display" garden and a reasonably up-to-date planting kept in condition. It takes full cooperation of a public authority or Park Board PLUS a good local working committee eager to contribute new varieties as well as intelligent manual labor in planting and replanting, labeling and cleaning up. The A.I.S. is glad to further such "Displays" and many a member has been glad to send surplus stock. It is the best possible advertising but it does not give the average member a chance to see a novelty at no cost to himself.

And now for one more personal peeve. Just what do you think of a commercial member of the A.I.S. who begrudges catalog space for at least a mention of the Society which has built up such interest in iris?—*R. S. S.*



*CYPRUES LAKE*  
*Southwestern Louisiana Institute Campus.*



## CAJAN COUNTRY

GEDDES DOUGLAS

*"I come from Alabama, wid my banjo on my knee.  
I'm gwine to Louisiana my true love for to see."*

■ WE varied the Stephen Foster formula a little, Frances and I, and went to Louisiana, not with a banjo but with an iris note book and a fishing pole. I went with the note book and she went with the fishing pole. But after all the fishing pole was a happy thought. Twelve years of eating, sleeping and talking iris practically twenty-four hours a day has somewhat dampened the good wife's ardor and I knew that there would have to be something else beside iris at the end of a seven hundred mile trip or I couldn't tempt her. The fishing pole was the answer.

Our entrance into Louisiana was noteworthy. It was night when we reached Laurel Hill and Frances was asleep. I nearly pitched her through the windshield, but the situation demanded quick action for around a curve in the middle of the road stood an animal the like of which I'd never seen. It looked like a cross between a cow and a camel. Having been to Texas Frances solved the problem by telling me it was a Brahma bull. He was majestic in his unhurried way—a huge animal. Calmly, his dignity unruffled and not the least disturbed by the screaming brakes, he followed his herd into the underbrush. Afterwards we saw them everywhere, these gray monarchs from India. In M. Broussard's front yard I counted nine bulls contentedly grazing.

You cross the great river at Baton Rouge, and to the west the map shows a huge blank space. There is reason for this. The place is only fit for muskrats and bull frogs. As the crow flies it is a hundred miles from Lebeau south to Morgan City and fifty miles from Baton Rouge west to Breaux Bridge. This is solid swamp. Through the center flows the Atchafalaya river which the cajans call something that sounds like "Chaful eye," and once across this wilderness you find a thickly settled country that is a horticultural paradise. The climate is that of central Florida and the soil is the rich and fertile loam of the Mississippi valley.

Every yard is crammed with azaleas and the craze for camellias has hit these French people hard. Great liveoaks twist their gnarled branches to widths of a hundred and fifty feet, or more, Spanish moss hangs everywhere; palms and conifers grow side by side.

No country cabin is too small to have its garden of amaryllis.

The cajon farmer lives in unhurried simplicity. Here the horse and buggy is making a last stand. Every house has its runabout or "black-top". The automobile is for the city folk, and along the shoulder of every highway there is the tell-tale three track mark of the horse drawn vehicle.

Everywhere French is spoken and on the by-ways much more than English. It is a pleasure to watch these people speak French. When the filling station operator addresses you in English he is a sedate person obviously struggling for his phrases, but when he shifts to French he smiles, his eyes light up and out come his hands and gestures fly to the cadence of his speech.

Lafayette and Abbeville are in the bayou country. Miss Del Nord Theriot, professor of French at L.S.I., who took us to St. Martinsville, explained to me that a bayou is like a rocking chair,—the water can go either way. This makes them different from rivers which always must flow in one direction. St. Martinsville is on the famous Bayou Teche; we visited the tomb of Evangeline and the famous old catholic church. At Breaux Bridge we ate a crawfish dinner at Madame Ebert's and the colored waitress talked to us in French. When these people say crawfish dinner they mean crawfish. Crawfish cocktail, crawfish bisque, crawfish stew, and confidentially I expected a crawfish pie, but full as I was I left before the good lady had a chance to bring it. Crawfish bisque is an experience. They stuff the little saddle shells with a richly seasoned stuffing and let them swim around in a thick crawfish soup. After you dig out the stuffing you hang the shells around the edge of your soup in a gay festoon!

The annual trip into the swamp staged by the Mary Debaillon Louisiana Iris Society is something one could never forget. On Saturday afternoon there was an iris show in the Student Center at the University. This followed the business meeting of the society. The iris show itself was a beautiful sight. Old cypress sawdust was piled deep enough to cover the containers so that the hundreds of flower stalks and sheaths of foliage appeared to be growing in soft, moist peat moss. I was suddenly struck with the thought that there was not a single bearded iris in the show. True, Miss Caillet had brought in a vase of old bearded friends and placed them on a serving table, but they looked alone and unattended—foreigners who couldn't speak the language.

But back to the annual trip to the swamp. We met Katherine

and Ray Cornay at the University. I will mention that they brought their son T. Ray along for later on in the day he was to prove our chief snake killer. From Lafayette we went to Abbeville and from there Mr. Macmillan took us to the Steen farm some ten miles southeast of Abbeville. Mr. and Mrs. Steen went with us to the swamp, for she had a few of the rare giant Abbeville yellows "staked out" for the party.

On these trips both men and women (there were nearly a hundred in the party) wear pants and hip boots, but on this day we did not need the boots for a five weeks drought had almost dried up the swamp. When you open the gate and go from the Steen pasture down a steep bank it is like walking into another world. Patches of sunlight break through the great cyress and oak trees, sunlight filtered through layers of streaming Spanish moss. It gives an eerie effect to the islands of soft colored flowers below. In the Steen swamp I saw only the slightly varying types of the so-called "Abbeville Red," giant flowers standing shoulder high, surrounded by water in normal times, by sheets of cracking black mud when we were there.

I walked faster when I heard the commotion and found a group watching young T. Ray kill a cotton-mouth moccasin as big around as the calf of a man's leg. And then I understood. Everyone walked along with a tree limb which they used to brush the ground in front as they walked. These snakes sleep in the sun and resent being waked up too suddenly. But if you warn them they will slither off before they strike. In the history of the society's trips to the swamps no one has ever been bitten.

We made other trips that day—to the *Virginica beds*—to the great fields of *foliosa* and *giganticaerulea* nearby. Lastly we crossed the famed Bayou Vermillion on an antiquated ferry propelled along a cable by hand, and thence to the Buteaud swamp. Here we saw another variation of the Abbeville Red. Many of the flowers in this field had a bright yellow signal patch on the sepals.

This writer hopes that some day it may be your good fortune to see beautiful Louisiana in the springtime, to meet there those charming and hospitable people, and above all to see in their native swamps a most recent and important botanical find, the giant "Abbeville Red."

Editor's note: Yes, we did go fishing, along the Atchafalaya, and to Broussard's lake a stone's throw from the Gulf of Mexico. Luck? Well not too good. The wind was wrong.

## THE MARY SWORDS DEBAILLON LOUISIANA IRIS SOCIETY

KATHERINE CORNAY

■ For generations people familiar with the Louisiana swamps have considered irises merely as common wild flowers that bedeck the landscape each spring. Every Cajan trapper and fisherman has known them as "les gles de marais" literally, "the glads of the marsh", but it has only been within recent years that the attention of the horticultural world has been called to this lovely branch of the iris family which is indigenous to the swamps of Louisiana. In the spring of 1927, the late Dr. John K. Small of the New York Botanical Garden came to Louisiana to study the flora. He could hardly believe his eyes when he saw the vast beds of native irises in their almost infinite variety, and it was he who first brought them to the attention of the botanical world.

At the time that Dr. Small was cataloging his findings, there were in existence a few fine collections of these native irises in the gardens of lovers of wild flowers, one of them being the late Mrs. Mary Swords Debailon. Interest in these blossoms increased with the publication of Dr. Small's reports and there was a consequent increase in the number of collectors.

By 1940 there had come to the faculty of Southwestern Louisiana Institute Ira S. Nelson, a new professor of horticulture. Straight from Missouri, with all of the stamina that that phrase implies, he tackled his new job and began exploring the horticultural possibilities of southwest Louisiana. He soon made the acquaintance of Mr. W. E. Macmillan of Abbeville, a collector and an authority on Louisiana iris, and thereby hangs the tale. "Mr. Mac" imbued "Ike" with some of his enthusiasm and information, while "Ike" convinced him that there was need for organization and dissemination. The result of this was a meeting of about twenty iris collectors in the spring of 1941 who organized the Louisiana Iris Society and named it for the late Mrs. Mary Swords Debailon, pioneer collector in this part of the state.

The society set as its objectives (1) to stimulate interest in the planting and cultivation of native irises and to protect and preserve them in their native state; (2) to collect and distribute the best available information on the subject of native irises; (3) to encourage research on a system of nomenclature, culture, and

hybridizing; (4) to cooperate with existing organizations interested in native irises. Mr. Macmillan was elected the first president, Joe G. Richard of Baton Rouge, the first vice-president, and Ira S. Nelson, the first secretary-treasurer. Under their guidance the society membership soon grew to two hundred.

At the organization meeting, Miss Caroline Dormon, to whom Mrs. Debaillon had willed her collection, offered both Southwestern Louisiana Institute and Louisiana State University one rhizome of each variety therein. This was done primarily to insure perpetuation of the collection. The following fall, Southwestern received the rhizomes and under the supervision of Mr. Nelson, they were planted on its horticultural farm. The following year the society decided to use this planting as a nucleus for a test garden for Louisiana irises. There varieties can be grown and tested so as to ascertain their horticultural value; there, under supervision of Mr. Nelson, students majoring in horticulture accurately describe and catalogue varieties sent in by members, and there can be seen the finest public display of Louisiana irises in existence. More than three hundred varieties are growing there at present.

At its meeting in 1942 the society staged its first show. The test garden lies adjacent to a magnificent colonial home which is the Home Management House for students of Southwestern Louisiana Institute majoring in home economics. Miss Marie Louise Comeaux, Head of the Department of Home Economics, offered the society the use of this home for their show, and offered to have the girls living in the house, under the supervision of Miss Zelma Patchin, act as hostesses at tea for the occasion. This combination show and tea has become part of the society's tradition and Iris fans by the hundreds now come to enjoy this hospitality. In 1945, Twentieth-Century Fox took technicolor pictures of the iris show and tea, and these appeared in the travelogue entitled "Louisiana Springtime."

In 1943, the society, still under the guidance of Mr. Macmillan, first asked the public, as they came to view the show, to vote for the iris therein that they liked the best. This was done because the society felt that since Louisiana Irises are still in the formative stage of development, recognition should be given the iris with the greatest popular appeal. Strangely enough, this popular vote has coincided remarkably with the expressed choice of competent iris judges. The first year this was done, "Sunburst", a seedling



*W. B. Macmillan*

of Mr. Macmillan's, was chosen "The Iris of the Year"; another Macmillan iris, "Sunset" carried off show honors in 1944, while, "New Orleans" a lovely rose pink from the Debaillon collection, shown by Mrs. E. G. Feusse, was voted best in 1945.

By 1946, the iris show and tea had grown to such proportions that it became necessary to move it into the Student Center on the main campus of Southwestern. There, under Ira Nelson's direction, was staged the loveliest exhibit of Louisiana Irises yet conceived. A typical swamp setting was created around the walls of the Center. There were cypress trees, palmettos, and other typical plants flanked with great masses of irises from the swamp. In front of these and fitting naturally into the setting were the irises on display in the show. On hand also were lovely girls from the Home Management House, wearing iris corsages and serving tea to the hundreds of guests. The winning iris this year was an un-named seedling of unknown parentage, grown by Ira S. Nelson. It has not been named as yet, but it is a strikingly handsome deep wine-colored iris with a brilliant yellow signal patch on each sepal. Second place went to "Cherry Bounce", a lovely Nelson red seedling with a wallop as good as its name.

The other activities of the Mary Swords Debaillon Louisiana Iris Society have kept pace with its shows. Four bulletins have been issued each year, thus keeping the membership posted as to new developments in the field; a pollen bank has been established so that members may obtain pollen of varieties they wish to use in hybridizing, and the test garden has now been designated as official by the American Iris Society. Collected varieties of Louisiana Irises must now be grown in the test garden and reported on before they will be registered by A.I.S. Each year the society brings in some person, well known in the iris world, as speaker at their annual banquet. In 1944, Miss Caroline Dormon, an authority on Louisiana wild flowers and a rabid Louisiana Iris fan, spoke; in 1945, Mr. Frank Chowning of Little Rock, Arkansas, Vice-President of Region 10 of the American Iris Society, was our guest, and in 1946, we had the pleasure of having Mr. Geddes Douglas of Nashville, Tennessee, a member of the board of directors of A.I.S.

Just who are some of the personalities who have been responsible for the success of this society? They are an interesting and varied lot. I understand that irisarians generally are. First and foremost there has been Mr. Macmillan, a rice man by vocation, a lover of

nature and an inveterate gardener. He was a close friend of the late Mrs. Debaillon and it was he who discovered the vast natural beds of Abbeville reds that create so much excitement and that iris lovers come back year after year to see. His private collection is one of the finest in existence.

Then there is Ira Nelson, the man from Missouri who had to be shown our irises, but who has been working doggedly for their improvement ever since. His knowledge of the field of horticulture, his vision of the future for Louisiana Irises, his zeal for the iris society, plus his contagious enthusiasm have made him a prime factor in the progress of the society.

Then, there is Lillian Trichel, that quiet-spoken little woman from Shreveport, who, now that she has reared her sons, is rearing generation after generation of iris children and infecting all of her friends with her enthusiasm.

Up in the sand hills of North Louisiana lives Caroline Dormon, a botanist, an artist and as rabid an iris lover as ever existed. It was to her that Mrs. Debaillon willed her collection, and it was her donation of rhizomes to Southwestern that started the society's test garden. Her paintings of Louisiana iris are collector's items.

Louisiana State University is ably represented in the work being done with native irises by Dr. Clair A. Brown, Head of the Department of Botany who has done notable work in differentiating species.

Percy Viosca, Jr., an herpetologist of New Orleans, became interested in Louisiana irises while on his expedition in search of snakes. He has published an interesting study on the taxonomy of the irises of southeastern Louisiana which is worthy of note, for therein it was first contended that there were not nearly as many species of these irises as Dr. Small had named.

There is also Dr. George Arceneaux of Houma, Louisiana, a professional geneticist in charge of breeding work at the United States Cane Experiment Station there, who studies the genetics of native irises as a hobby. He has compiled much information of interest to breeders and has produced some excellent hybrids, among them "Edith Dupre" and "Louise Austin."

Minnie Colquitt of Shreveport is another iris enthusiast. Long interested in the tall bearded irises and active in the work of the American Iris Society, she is now an avid collector of Louisiana natives and is vitally interested in the work of the Louisiana Iris Society.



There are many others, but space precludes the mention of them. The new officers, who are guiding the work of the society during the current year must, however, be taken into account. Mr. Hamilton Robertson of Alexandria is now president. A dealer in building materials (now don't all you readers begin to swamp him with orders), his hobby is native irises, and under his leadership progress seems assured. The new vice-president is Mrs. B. S. Nelson of New Orleans, a housewife, a grandmother, and an iris collector for a longer period of time than anyone else in the society. Secretary-treasurer is now Miss Marie Caillet, an assistant professor of home economics here at Southwestern, a born iris fan, for her mother has long been an addict to the tall bearded irises and Marie was literally reared with them.

So much for a resume of the history of the Louisiana Iris Society. Those of us who have worked with it feel that the ground work has been laid for successful work with this little known group of the vast iris family. The raw materials are certainly within our possession, and it is entirely within the realm of possibility that some day hybridizers will produce from them a race of blossoms comparable in every respect to the tall bearded varieties and much better suited to our hot, damp climate. Why don't some more of you join the fun?

Editor's Note: Katherine Cornay (Mrs. Ray J.) with noteworthy modesty fails to mention that she has served as secretary-treasurer of the society. As chairman of the executive committee under past president Arceneaux she has been personally responsible for a major portion of the society's rapid progress.


---

## ABBEVILLE'S GIANT IRISES

IRA S. NELSON

*Southwestern Louisiana Institute, Lafayette, Louisiana*

■ BETWEEN Abbeville and Henry, Louisiana, lies a relatively small swamp that yields an especially fine native Iris which is of a giant fulva type. This swamp was discovered by W. B. Macmillan of Abbeville about eight years ago. Nowhere else in the country has such a type been found. Furthermore, no other types of Irises are found in this particular swamp. The full significance of these so-called "Abbeville Irises" will not be known for some time. However, their usefulness as garden plants and as breeding stock has



*Ira Nelson records a new variety in the test garden*

made them a prime factor in stimulating interest in Louisiana Irises.

The terms "Abbeville Reds," "Abbeville Yellows," or just "Abbeville Irises" have been applied to this group. Since they have never been properly "pigeon-holed" and named by the botanists, it is felt unwise to add an additional name to the group. Such a procedure would serve no useful end and would only complicate the situation. Some time this group may hold a specific rank. Until all of the evidence is weighed, let us continue to call them the "Abbeville Irises."

The "Abbeville Irises" are bold and striking. They occasionally reach a height of five feet and will probably average a little more than three feet in height. The flower parts are exceptionally wide which give an appearance not unsimilar to the Jap Irises. Their color range is from yellow to crimson. Very infrequently a brown or a smoky colored clone has been found.

The flower stems are gracefully curved and half again as tall as the leaves. Quite frequently the stems are branched. In general the Abbeville Irises are floriferous. Two flower buds are to be found at each of the upper four nodes. One of the terminal flowers usually opens first, successively blossoms open down the stem until one flower at each node has opened. The process is then repeated.

The foliage color of the entire "Abbeville" group is a yellowish green not unsimilar to the color of the foliage of *Iris fulva*. Although the leaves are robust in their growth they have a strong tendency to droop a little near the end. This habit makes the plants pleasant to look at even when not flowering. There is an apparent variation among the various clones in respect to rust resistance. Individual clones vary from completely rust resistant to very susceptible to rust.

The rhizome like the rest of the plant is large. It is not uncommon to find a foot of growth on a rhizome in a single year. The nodes of the rhizomes are as far apart as is normally found on *Iris giganticaerulea*. Under natural propagation two to eight side rhizomes will develop in a year.

Aside from being a giant form, the "Abbeville Irises" have some characteristics all their own. The sepals (falls) retain much of their width to the point of their attachment. The petals do this also, to a considerable degree. This makes the flower full-throated and very conspicuous. Some of them are lacking in substance and



S. L. Show 1946

droop considerably while others hold their floral parts in a near-vertical position. The writer has never seen one capable of holding its petals (standards) vertically as do *foliosa* and *giganticaerulea*.

The style arms are short and almost without appendages. Often the ends of the anthers will show beyond the ends of the style arms. Crests (signal patches or eyes) are usually a gold line. The large triangular or radial crests of *foliosa* and *giganticaerulea* are absent in this group. Quite frequently the gold crest is entirely replaced by a dark line of almost maroon red or brown. Brown or maroon margins often border a gold crest. Many of the clones exhibit no crest at all.

Practically all of "Abbeville Yellows" have a slightly muddy cast. The Steen Swamp has produced most of the good yellows. Some yellows have been found at Young's Coulee and at Buteaud's. The yellows are like the reds except for their coloring.


Many of the "Abbeville Reds" approach a true red in color. Although the copper-red color of *Iris fulva* is predominant, the red shades vary from almost cardinal to light peach. The number of color variations is too great to count. The redder the flower, the surer it is to show some trace of blue pigment.

The Abbeville swamp is entirely surrounded by cultivated land. In its center is an island of cultivated fields. *Iris foliosa* is found at intervals on its margins which are used as pasture for livestock. *Iris giganticaerulea* is found growing at New Iris Heaven which is two and one half miles south of the Buteaud place. *Iris fulva* is not to be found in the Abbeville swamp. The swamp is drained by a small coulee into Bayou Vermilion and also by a ditch recently dug from Buteaud's to Bayou Vermilion.

The swamp floor is a heavy black muck which is covered at times with shallow water; at other times it is completely dry. The water is usually quite shallow. The constant changing of water level seems to discourage competing flora and have no ill effects on the Irises. Cypress, Tupelo Gum, Willow and other deciduous trees shade the area in the summer and permit light to penetrate to the Irises in the winter. Although Young's Coulee and the Steen Swamp contain some palmettos, they are not dense enough to discourage the growth of the Irises.

The foliosas growing on the edge of the Buteaud's place are within a few feet of the "Abbeville Reds." Natural hybridization has taken place to some extent. The named collected variety, Haile Selassie, is unquestionably "Abbeville Red" *foliosa* extraction. While its general confirmation is much like the "Abbeville Reds," its bloom date, stem shape and blooming habits are all more like the *foliosa*. Its color is a dark red purple with a single yellow line crest. Haile Selassie was found at the point of convergence of the Abbeville Reds and the *foliosa*.

The Abbeville swamp, like so many good collecting areas is rapidly being encroached upon by civilization. It is hoped that before its Iris beds are destroyed, sufficient study of them can be made to really know what this interesting group of plants is.



*Photo by Dr. C. A. Brown*

***AN ABBEVILLE RED***

## WHAT IS IRIS FULVA?

CLAIR A. BROWN

*Louisiana State University*

■ ALTHOUGH *Iris fulva* has been known since 1812, it is time to raise the question "What is this *Iris fulva*?" The copper-red color and the lack of conspicuous appendages to the stigma are two characters by which it has been recognized.

Field studies in recent years have shown that the plant commonly called "fulva" is very variable. The blossoms from the Baton Rouge area on the Mississippi River floodplain are 2½ inches long whereas the "fulvas" from the Arkansas River Delta in north Louisiana have flowers one-half to three-fourths of an inch shorter and in general, the plants are smaller. Along Bayou Teche, the fulvas are about the same size as the Baton Rouge plants, but the flowers are much redder in color and have more rounded falls. The Abbeville fulvas (Reds) have flowers which measure from 5 to 7½ inches across, truly giants in comparison to the fulvas just mentioned. Also there are plants with fulva parentage in the same region which have blues and purples in their make-up, suggesting that hybridization has taken place.

In all of the breeding and hybridization work with Louisiana Irises in which *Iris fulva* has been a parent, it has been assumed that *Iris fulva* is a species. No one has selfed a fulva and raised the resulting offspring to see what might be produced. The variation in fulva leads one to ask the question "Is it a hybrid?" Also, what is the meaning of these different size groups? Do they represent different chromosome complements? How much color variation is allowable in this species? If the Mississippi River floodplain *I. fulva* is a diploid, then one would guess that the Abbeville fulva is a tetraploid because of its large size. The question has been raised, "Is the Abbeville fulva worthy of being considered a species?" There are numerous examples in which taxonomists have considered extra large forms or tetraploids as species. In spite of the distinctiveness of the Abbeville fulva and its apparent worthiness, it seems best to wait until we have more information about the fulvas before it is raised to specific rank. A detailed study of the chromosome numbers of the different types of fulva and an accurate study of their breeding behavior is necessary before we change the status of these plants.

Inasmuch as the locality of *Iris fulva* Ker., was from the banks of the Mississippi River in the vicinity of New Orleans, plants from this region should be considered the species from the technical point of view and thus plants from the Abbeville region must belong to a different category.

---

## THE IRISES OF THE ABBEVILLE, LA., REGION

PERCY VIOSCA, JR.

### ABSTRACT

*Three species of irises capable of hybridizing in the wild state are recognized in the region south of Abbeville, La. There is a definite gene flow from the prairie iris, foliosa, of higher elevations into the colonies of the red swamp iris, fulva, and the tall blue marsh iris, hexagona, which are found in their respective habitats at lower elevations. The swamp and marsh irises hybridize in suitable places here, as they do throughout the lower Delta Plain, giving rise to varied colonies. Locally isolated colonies of fulva, which have been encroached upon by the other two species, have, by inbreeding of three-way hybrids, given rise to the variable complex known to Louisiana iris students and breeders as the "superfulvas."*

■ EVIDENCE gathered for my study of "The Irises of Southeastern Louisiana" (Viosca, 1935) led me to believe that the zone of hybridization between *Iris fulva* and *Iris hexagona giganteaerulea* would eventually be found to extend as far westward as the Vermilion River Valley, and that wild hybrids between these two species could occur in places throughout the delta plain where abandoned delta fingers intersected the innermost or sub-maritime section of the coastal marshes. As Dykes, Williamson and Reed (Reed, 1931) had already succeeded in crossing *I. fulva* and *I. foliosa*, I believed also that additional hybrid combinations between the three species could occur in the wild state where conditions conducive to hybridization prevailed. In the spring of 1935 I began to extend the area of my studies for the purpose of determining the possibilities presented.

After a study of physiographic and geologic maps of the State, I set out on March 18, 1935, to explore the area traversed by New River, an old distributary channel leading off from an old meander of the Mississippi system. Channels of this stream, now plugged with clay, traverse the old Pleistocene (Peorian) Prairie Terrace Formation at a low level upon which *Iris foliosa* abounds. Con-



tacts between the ranges of *Iris fulva* and *foliosa* were discovered in this region as was anticipated. In one colony, plants of the *fulva* type showed greater than normal variability and distinct *foliosa* trends such as broader leaves, more robust growth and greater flower substance than other *fulva* colonies further away from the contact area. These features were assumed to be evidence of hybridization between the two species.

Armed with this and other distributional data, the physiographic and geologic maps were again consulted. Upon one of these maps, still in my possession, I plotted a hypothetical distribution of the irises of the State. Places where hybridization between any two species might occur were indicated by crosses. I expected to find *fulva-foliosa* crosses near the west side of the alluvial valley as I had in the Gonzalez area. It was further predicted that *foliosa* would cross with *hexagona* in suitable areas along the southern fringe of the prairie belt in Southwest Louisiana where the prairie dips below the coastal marshes.

A circle was placed on the map between Abbeville and the north-western shore of Vermilion Bay, on area in which I could visualize an intersection between the north-south *fulva-foliosa* contact line and the east-west *foliosa-hexagona* contact line. In this circle, if my hunch was correct, would be found hybrids between the three species above mentioned.

My first opportunity to check these predictions occurred on Easter Sunday, April 9, 1939. On that date I found hybrids between *foliosa* and *hexagona* along the highway north of Esther with the Pleistocene meander scar depression just south of Bouton's Cove School. Later the same day a great variety of plants, some interpreted as three way hybrids, were found on both sides of the Vermilion River valley in the general vicinity of Bancker and Rose Hill. Subsequent studies brought out other details. The actual conditions below Abbeville were approximately as predicted but some complications of detail were found which could not be visualized from the maps then available to me. The results of these studies are summarized below.

The so-called Abbeville iris beds lie in a series of meander scars formed in a late Pleistocene meander belt of the Mississippi River. This meander belt was developed during the Peorian Interglacial Stage some 75,000 years ago. At a much later date, not over 2,000 years ago, when the Recent Mississippi occupied and developed the Teche Channel, a crevasse channel from the Teche re-entered these

much older channels just east of the present town of Lafayette. Outlets to the sea were developed through the older meander belt across the low level Prairie Terrace to the Vermilion Bay region. The channels changed from time to time, leaving deposits of clay which levelled off the deeper swales and channels within the old meander scars. The ever-changing Recent channels left their own earmarks in the form of coulees and smaller meander scars within the larger.

The Vermilion river of today has abandoned many of the old meanders and takes a relatively straight course through the ancient meander belt. Much of the coulee system is still flooded, however, during abnormally high stages of the Mississippi system, and the lower levels receive backwater during easterly storms on the Gulf.

As a result of these various geological manifestations, there are three main environmental types suited to irises in the general area south of Abbeville. (This does not include *I. virginica* habitat to the westward which does not concern us in this discussion.) In point of elevation, the first of these types is found in those depressions which stand above the highest flood levels on the Mississippi. They are represented by swales, meander scars, and back swamp depressions in the Prairie Terrace, and are occupied by *Iris foliosa* in typical growth. Where a coulee drainage system has developed in these depressions, *foliosa* is found mainly on the slopes of the coulees just above permanent water level.

The next lower environmental type lies in the cypress swamp areas which have developed upon the deposits of clay left by the Teche-Vermilion distributary within the older Pleistocene meander scars. These clay deposits are similar to those in the alluvial valley proper which are the habitat of *I. fulva* wherever not flooded periodically to great depth. The *fulva* growth characteristics here are generally like those mentioned from the New River area near Gonzalez, but more unusual types, the so-called "super-fulvas," are found under some conditions as will be mentioned below.

The third and lowest environmental type is the sub-maritime marsh area, below which the prairie dips to the southward. This area is protected from normal sea water invasions by the barrier beaches of Vermilion Bay. Landward extensions of this environmental type follows the drowned valley of sunken drainage channels in typical swamp areas. This environmental type also extends between the natural levees of Pleistocene meander scars wherever

the bed of such a scar is below the normal high tide level of the Gulf. The borders of this type of marsh constitute the habitat of variants of *Iris hexagona*, western counterparts of *giganticaerulea* of the delta areas near New Orleans.

Although there is no essential difference in the physical qualities of the last two named environmental types in the Abbeville region as compared to the same types in the Delta Plain to the eastward, the presence of the prairie iris (*foliosa*) in great abundance in close proximity to each of the other two species constitutes a powerful biological factor not found generally in the Delta Plain proper. As a result of this situation there is a definite gene flow from *foliosa* into the two other species, imparting characteristics which anyone familiar with the irises growing east of Morgan City can detect at a glance. Conditions favoring the hybridization of these western counterparts of *fulva* and *giganticaerulea* are no different than in the Delta Plain proper.

The following details require special consideration. Young's Coulee follows an old river bed of Vermilion River magnitude which leaves the present Vermilion valley near Perry and circles around in the bed of one of the old Pleistocene meander scars southeast of Abbeville. It returns to the Vermilion valley near Rose Hill and reenters the river. Steen's woods, the site of one of the best developments of the so-called "super-fulvas," lies in this meander scar. Although for the most part isolated, high water connections which facilitate the distribution of seed, make contact possible with other colonies of reds within this coulee system as well as with less atypical reds in the Vermilion river valley. High water connections with the habitat of the tall blue irises occur near Rose Hill and through the headwater coulee of Bayou Tigre which taps a large area of tidewater marsh just below the town of Delcambre.

Contacts between the red irises in Young's Coulee system and *foliosa* occur where the banks of the Pleistocene meander scars dip below the Recent clay deposits. Young's Coulee Canal which has been dug along the bed of the original coulee, would only facilitate the mixing of the three species, for it permits encroachment of *hexagona* upon the other two habitats. Who knows but that these "super-fulva" colonies originated only since the digging of this canal. This would be their minimum age. I do not see how their maximum age could date back longer than the Vermilion River breakthrough at the beginning of the Christian Era. I am inclined

to accept the shorter period, at least for the existing intermixture.

A coulee passing Rose Hill church between Bancker ferry and Henry occupies a meander scar of slightly lower elevation than that occupied by Young's Coulee before the digging of the canal. This shallow channel has a rich growth of *fulva* types, and as there is no canal here, one gets a better impression of the primitive condition. A depression flanks the smaller natural levees of the coulee on the east within the larger and higher natural levees of the Pleistocene meander scar. This depression originates above sea marsh level and drops down and dips below the sediments of the marsh. *Fulva* types grow at its upper end in the clay deposits, *hexagona* types in the marsh sediments below. Hybrids occur between the purer colonies at either end. This condition is no different from the *fulva-giganticaerulea* hybridization areas in the delta plain, except that a distinct *foliosa* substance exists in the flowers of both parents and all of their offspring. Almost any type of flower found in the Steen's woods area can be duplicated here. There is far greater variation, however, and the parentage is more obvious.

Still further south, but west of the Vermilion valley, lies another large Pleistocene meander of Mississippi River magnitude. In the northern reach of this meander we find colonies of *foliosa* and *hexagona* freely hybridizing. This meander lies in the sub-maritime area and the plants are relatively isolated from *fulva* influence. Here the flowers are all blue, but there is extreme variation in height and character of the flower stalks and foliage. In the lower reach of this same meander scar at Esther, *foliosa* types are absent or have been absorbed completely into the aggregate of tall blues. Reds are also absent here and their influence upon the blues is even more remote. Undoubtedly the shorter types as well as the reds have been weeded out by periodic flooding by backwater from Little Bayou, a tributary of the Lower Vermilion River in the tide water zone of the latter stream.

My interpretation of the so-called "super-fulvas," such as are found in Steen's Woods, is that they arose and still arise by hybridization of the western counterparts of *fulva* and *hexagona giganteaerulea* both of which bear affinities with *foliosa* as a result of the gene flow already mentioned. As in other areas of hybridization between *fulva* and *hexagona*, this crossing is greatly facilitated by the clearing of the forest, the introduction of cattle and the cutting of canals. Drastic changes of three distinct types affect these

hybrid groups found where the three environmental types overlap. The stage is set for natural selection of offspring which inherit the ability of *foliosa* to survive drouth, of *hexagona* to withstand salt invasions, and of *fulva* to withstand Mississippi floods. The predominant red color is that of the dominant parent native to the clay soil swamp environmental type.

#### LITERATURE CITED

- Reed, George M. 1931. Hybrids of *Iris fulva* and *Iris foliosa*. Brooklyn Bot. Gard., Contributions, No. 59:243-253.
- Viosca, Percy, Jr. 1935. The Irises of Southeastern Louisiana. Bull. Am. Iris Soc., No. 57: April: 3-56, 10 figs.

---

## IRIS IN SHREVEPORT

MINNIE COLQUITT

■ SPRING came early to the south in 1946, and as a result, the iris season was a long one. In Louisiana it was very dry, and tall bearded varieties had short stems and the bloom was irregular. The native Louisiana beardless began fully ten days before the tall bearded and it is well there was no flush of bloom or we might have missed it entirely for the Mary Swords Debaillon Louisiana Iris Society held its annual meeting in the midst of our season. The trip to Lafayette is not an overnight affair for it takes four or five days to get a good look at the well-known places where treasures may be found growing in the wild. The "native" iris enthusiasts look forward eagerly to this trek to the swamps and no one would want to miss it.

South of Shreveport tall bearded iris present cultural difficulties, but in the city itself they do remarkably well and here the show place for the tall bearded is the garden of Mr. Ed Dickinson. He keeps his planting up to date, and though all of the new varieties do not bloom the first year it cannot be attributed to the culture they receive. Varieties from certain regions seem slow to adjust themselves here and many of the new things planted last year by Mr. Dickinson failed to bloom.

There are several very fine private plantings of beardless iris in this area and each garden grows most of the more desirable varieties. These collections are not confined to Louisiana natives alone, but include many of the Washington hybrids, introductions from California, Arkansas, Indiana, Tennessee and elsewhere.

Of these gardens, that of Mr. and Mrs. Alex Smith runs the gamut. Sallie, to her friends, grows the Louisianas to perfection. The fact that the iris are used as a unit of the general garden, and treated much as any garden perennial, makes the Smith plantings especially interesting. Outstanding in the Smith Garden this spring were:

ANGELWINGS—A very desirable large white and a good multiplier.  
CULPEPPER PURPLE—Deep purple with a prominent yellow crest, good form, with texture of thick velvet.

CAJAN JOYEUSE—A bright rose-pink with a long period of bloom.  
Very desirable.

CARDINALS—More fulvous than the name implies. Good form.

CAROLINE DORMON—Queen of the natives! A dependable performer of rose-red with a heart of gold. A MUST have.

CONTRAST—The first native bi-color, orchid in color and a good one.

DAVID FISCHER—One of the best orchid blues.

EDITH DUPRE—A definite break in color, and a consistent bloomer.  
It is the nearest thing to orange of anything so far produced.  
Really a yellow with red overcast.

GYPSY RED—Big Abbeville red, showy but inclined to droop a little.

GULF SUNSHINE—Bright golden yellow, small and slow to multiply.

HAILE SELASSIE—One of the finest of Abbeville irises. Deep red-violet, wonderful texture—having foliosa blood it prolongs the season. Three blooms open at a time.

JEUNE FILLE—An outstanding white, large and frilly.

KING'S GOLD—A good yellow with crest accented by a slight brown line.

KRAEMER YELLOW—Best clear yellow with *giganticaerulea* form.  
Excellent.

LOUISIANA DAWN—Color seems to vary with the weather conditions.

LILLIAN TRICHEL—Pretty rosy-pink with interesting crest.

MEI LING—Good yellow bloomer, with four flowers open at one time.

MAGNOLIA PETAL—Medium cream-white flower.

MRS. CAMMIE HENRY—A beautiful, large rose-pink of good form and firm velvety texture.

MARINGOUIN FULVA—A good yellow *fulva*. Appears to be a shade darker than Gulf Sunshine.

MARY S. DEBAILLON—A reliable bloomer and a delightful lavender-rose, with a broad yellow crest.

NEW ORLEANS—Enormous rose-pink flower with a bright yellow crest. Very beautiful.

ORCHID WHITE—A frilled white, nice, but not as good as JEUNE FILLE.

RASPBERRY—Very similar to Cajun Joyeuse. A good multiplier with garden value.

REFLECTED LIGHT—A soft yellow, one of the Abbeville iris.

RUTH MARSALIS—A beautiful light blue.

RUMBA (N26)—One of the very best pastel orchids.

STARRY NIGHT—Medium sized velvety black-violet with a large brilliant yellow crest.

THISTLE TUFT—A lovely orchid-pink, coloring much like the thistle of the field.

VINEYARD—Large fulva type flower, a good color.

WOOD VIOLET—A new type in Louisiana irises. An indescribable blue with a bright crest. A mid-season bloomer, rather low but flowers well above the foliage.

WENA GOODALL—A good rose-veined white, but small compared with Louisiana hybrids.

For all the beauty created by these described, along with many collected forms, all selected and good, the most exciting thing in the Smith garden was a seedling of Sallie Smith's. It was a red-purple with a prominent arrow crest. It had good form, reminding one of Haile Selassie parentage, but was a mid-season bloomer and much taller than Haile. Everyone was much impressed.

In Mrs. Dormon's garden the most spectacular blooms were on four new iris, just christened:

LUCKY STAR, (R-O-1)—A soft clear pink of large size with good form and texture.

MELLOW GLEAM, (R-D-2)—A large flower shading from mellow-glow to sunrise, with a pleasing veining and no crest. An unusual iris.

CORAL ISLES, (R-D-3)—A large flat flower giving the general effect of rose-pink and amber. A charming blend.

FAIRY CHALICE, (R-D-4)—A positive bi-color. A beautiful flower, larger and better than Contrast.

Dan Debailon was in bloom in the garden of Mayor and Mrs. Sam Caldwell. It is the clearest and best pink so far introduced. It is a shy bloomer and slow to increase, but definitely a "must" on any iris list.

In the Ruth Shehee collection were: Dr. John K. Small, a flower of great distinction. The sepals are amethyst pink, over gold with an immense radiant crest. The petals are mallow pink with lilac shading. A long lasting flower with good substance. Old Spice—a light chocolate and old spice blend of the Abbeville type. Mrs. Shehee has a collected blue she calls "*Irresistible*" blue, and planted alongside Dan Debaillon it is a sight you long remember.

Mrs. Milton Trichel's country place provides real interest because of her serious work in breeding pinks. She also has some fine flowers from Haile Selassie parentage. Syble Sample, one of her rose-pinks presented a breath taking picture—reflected in the pool near which it has made a huge clump. This same pool reflects many other treasures.

The W. R. Mathew's country home is a gardener's dream! Blooming near the ponds provided for their benefit were:

FORSYTHIA—A sight never to be forgotten. The best yellow of the Abbeville types, though not so deep a color as the name would imply.

JUNE CLOUDS—A gorgeous big white of fine form and texture. Probably the best white to date.

LOUISE AUSTIN—A low growing rich purple, with many flowers open at one time. It has great garden value and is a good bloomer.

SKYFLECK—The native irises' *plicata*! One of the most desirable of all the beardless kinds—flecked blue with blue stitching on white. Lovely.

The iris creating the most interest in the Mathew's garden was a beautiful buff-yellow with a slightly embossed crest, the crest is bordered with an area of deep mahogany extending in a narrow line to the edge of the sepal. It has perfect form and good texture. This iris has neither name or number but is not known to exist in any other planting, though it is a collected form.

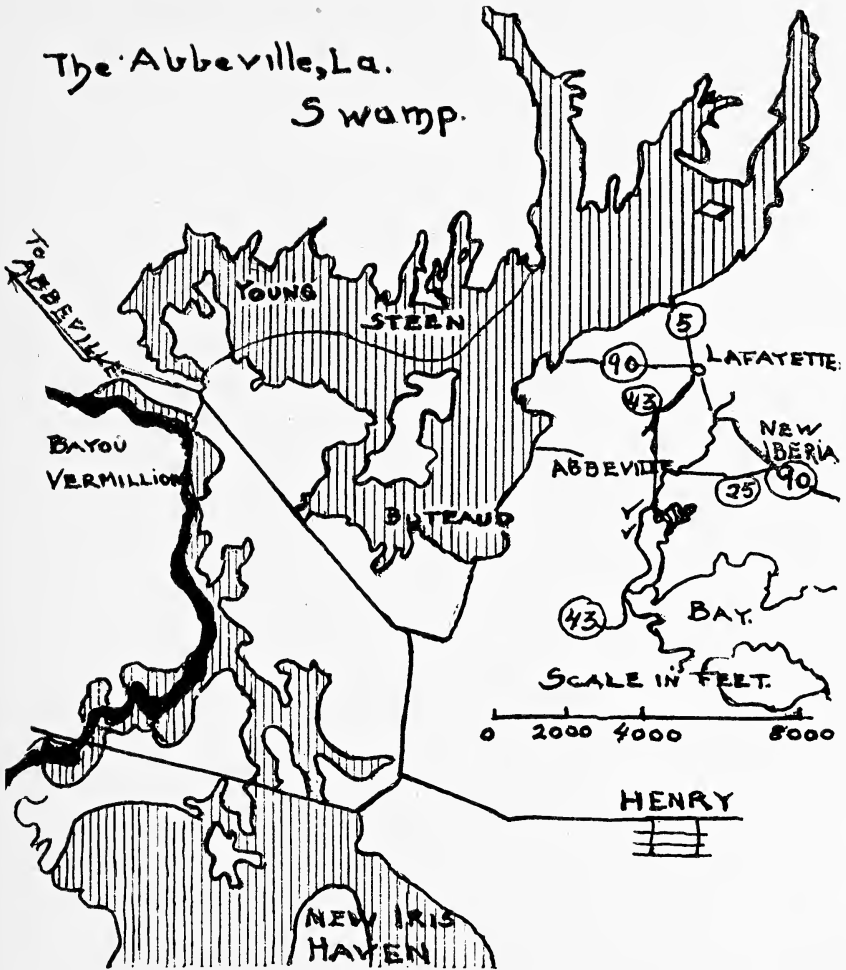
Mr. and Mrs. Chester Clark have one of the most representative collections of beardless iris in Shreveport. They do not grow the bearded kinds and their interest is centered on Louisiana natives. Jaune Brun, a lovely buff-yellow with a thin line shading from the crest to the tip of the sepals, with good form and substance, was especially nice, as were:

BAYOU VERMILION—The best red native so far collected.

RUTH DORMON—A beautiful pink, tall and well formed.



The Abbeville, La.  
Swamp.



Kildea, Martha Washington, J. D. Nies, Neu Blue, Mary Love, *Kimballiae*, Cathedral Blue and Peggy Mac were the beardless irises blooming well for the Walter Colquitts. The most spectacular plants in their collection were Eric The Red, siberian, and Sheldford's Giant, spuria. Gatineau, siberian, combined with Chatillon roses was a picture. While the place is interesting for its planting of *cristata* and *tectorum* as well as *verna*, *graminea*, *prismatica* and *douglasiana*, it affords a fair collection of foliosa types. These forms have been neglected for the earlier blooming, taller irises. Mrs. Joe Richard and Mrs. H. V. Kelley, both of Baton Rouge, Louisiana, are the most diligent foliosa collectors that I know.

## THE INFLUENCE OF THE SASS IRISES

AGNES WHITING

■ WHEN the Editor of the BULLETIN asked me to do a story about the influence of Sass Irises on the work of other breeders, I was pleased. We have visited the Sass Gardens often for many years and we feel that we have learned most of what we may know about irises from them. Naturally we used many of their named varieties and seedlings in our hybridizing, because of their clear colors and their complete hardiness. The Sassses have always kept very accurate records of all their breeding and they are so generous with this information that it is a joy to discuss heredity with them. And it is a great satisfaction to work with irises whose family trees can be traced to their beginnings.

Of course we knew that several other hybridizers were using Sass irises but it was amazing to find, through recent study, how very widely they are being used by the majority of the leading iris breeders of today. Sass irises will live forever, not only in their own identities, but in those of their countless descendants. To tell of all the fine irises that owe a part of their beauty to Sass strains would fill a book, but a few examples will serve to show the tremendous influence they have on modern hybridizing.

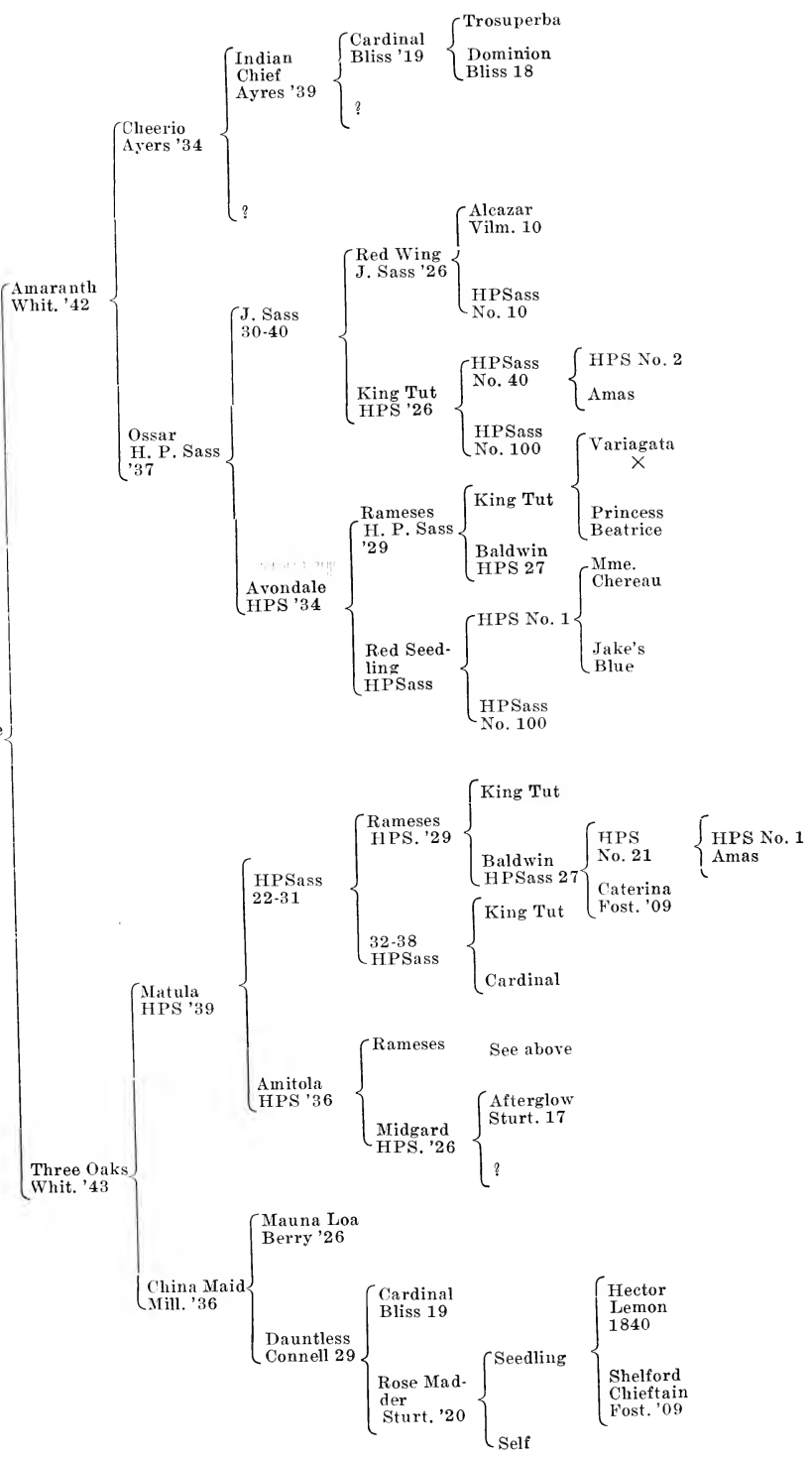
King Tut was one of the greatest breaks in iris history. It was named by Hans P. Sass in 1926—just twenty years ago. It was the result of combining both Jacob's and Hans's early variegata seedlings from *Iris King* with *pallida* and *Amas*. It was first reported to be triploid but more recent chromosome counts show it to be tetraploid with a count of 48, the same as *Amas*. Mr. H. M. Hill was one of the first breeders to use King Tut and it is largely responsible for his red strain which culminated in *Flora Campbell*. Mr. E. G. Lapham realized the value of Sass reds very early in his work. He tells me that all his reds, present and intended, carry King Tut, *Rameses* or *Omaha*. His *Red Sails* and *Elkhart* are from King Tut  $\times$  *Ethel Peckham*. Col. J. C. Nicholls's *Crimson Tide* is second generation from King Tut, as is *Leo J. Egelberg's Sunset Tan*. Dr. R. E. Kleinsorge used King Tut three generations back of *Alpine Glow*. It is in the descendants of King Tut, both in later Sass iris and those of other breeders that its influence fans out into so wide a scope. Nearly all of the later named Sass irises, except of course, the whites and blues, have King Tut heritage.

And they have crossed the King Tut line with both the whites and blues with amazing results.

One of the widest crosses—and one of the most prolific—was King Tut  $\times$  Baldwin, a tall blue that Hans had named about the same time, from parentage involving Amas, Caterina and their early blue seedlings. The earliest of these blue seedlings was called "Jake's Blue" concerning which I will quote a recent letter from Henry Sass, Jacob's son. He says "'Jake's Blue' is a seedling from Honorabilis and it started Dad and Hans off to hybridizing irises. In 1904 Father had only two iris varieties, Honorabilis and Flavescens. That summer he found a seed pod on Honorabilis containing only one seed. He planted it that fall and it bloomed in 1907. This seedling was a blue, the first blue iris Dad had ever seen. Hans crossed it with Mme. Chereau and got his tall blue seedling No. 1." And so we get a picture of the beginning of Sass Iris breeding. Hans then crossed this No. 1 with Amas which gave larger flowered blues, one of which was No. 21. This he crossed with Caterina which produced many good blues, one of which he named Baldwin and introduced in 1925. Both Hans and Jacob made this now famous cross—King Tut  $\times$  Baldwin. From it came seedlings in a wide range of colors and several of them were named. Hans named Rameses, Jacob named Joycette and Waconda, from this cross.

Rameses has probably been used by more breeders than any other iris. Mr. Lapham got Christabel from it and through Christabel comes Mr. Wm. J. McKee's Redwyne, Mr. L. Merton Gage's Tanager and Mr. C. E. F. Gersdorff's Orange Sunshine. Mr. Gage also used Rameses directly for Frank Adams and Marilyn O'Connor, and his Edith Lowry comes from Frank Adams. Mr. Carl Salbach's Lighthouse is from Helios  $\times$  Rameses and Dr. Kleinsorge's Sierra Snow comes from a seedling from Rameses  $\times$  Far West, and his Apricot is Far West  $\times$  Rameses. All of Mr. Lapham's pink blends (except the diploids which are from Midgard or King Karl) stem from Rameses. His new "Parlor Pinks" all carry this same line of breeding with infusion from other sources. We are all anxious to hear more about these—especially G-10. Mr. Lapham thinks that no other iris has equaled Rameses for progeny. Mr. David F. Hall's Stardom, Samovar, Lullaby, Modiste, Roseland, Spring Prom, Salutation and May Day all carry Rameses blood, and his new "Flamingo Pinks" have a strong Rameses background.

Gypsy Rose Whit. '46



So all the breeders who are now using these are further extending the Rameses influence. Mrs. Thomas Nesmith used Samovar for her new Brown Dancer and Gay Gallard and Mr. Jesse Wills obtained Russet Wings from Stardom. Mr. Wills has used Rameses directly to establish a line of pink blends which have been crossed with those of Hall, Nesmith and later Sass pinks, Midwest Gem and Flora Zenor. The combining of these strains is bringing fascinating shades of pink and lavender with beards from tangerine to red. Rameses is also ingredient in Paul Cook's strain of pinks resulting in Majenica, Dream Castle, Harriet Thoreau, Salamonie and Anna Williamson. Carl Carpenter's Kentucky Beauty is from Rameses as are John Dollman's Pink Epilogue and Bisque and M. E. Douglas's Eulalia, Kowloon and Mary Inwood. Mr. B. R. Long of England used Rameses in his Unfinished Symphony and Mareth. Jacob Sass's own Salmonette is a combination of several lines of pinks with Rameses as a strong factor. (See BULLETIN No. 101, p. 18.)

Amitola, a seedling of Rameses has been used quite freely. It helped to bring Robert Schreiner's Lamplight and several of our earlier yellows and blends. Midwest Gem and Matula, both seedlings of Amitola have been used widely. Midwest Gem is one of the parents of Mr. Wills's Sun Dial and Carillon, and crossed with Sandia it has brought him pinks with tangerine beards. Mr. Hall's Nightingale comes from Midwest Gem as does our Mellowglow. Mr. Kenneth Smith has used Matula to good advantage in his Roanoke, Fall Days, Ticonderoga and Adirondack Chief. Matula has been a good parent in our own hybridizing as from it have come Golden Spike, Rouge Bouquet, Mirabelle, Tea Rose, Three Oaks and Veishea. Three Oaks is one of the parents of Gypsy Rose. Through Veishea, Mr. C. W. Tompkins got Cape Bon and Honeyflow, two very fine, rich blends. J. Sass's lovely new Rainbow Room also comes from Matula.

Prairie Sunset, third generation from Rameses, is proving to be a most useful parent. Mr. Hall used it in his The Sentinel, Gay Troubador and Golden Eagle. Golden Eagle brings Prairie Sunset into the "Flamingo Pink" line for it (Golden Eagle) is the grandparent of three of his new ones, Hit Parade, Courtier and Floradora. Geddes Douglas used Gay Troubador in his Copper Glow and Nancy Hardison. Fred De Forest has made good use of Prairie Sunset in his Casa Morena, Sonrisa, Calderilla, Coloratura, Eden Lure and

Chiara. Mrs. Nesmith's lovely Sukey of Salem and Copper Beach come from Prairie Sunset as do Mr. Wentworth Caldwell's Chavanon and Mr. Alexander Maxwell's Frosty Moon and Dress Parade. Our Harvest Moon and Burmese Gold are Prairie Sunset Seedlings. Jacob Sass's Sunset Serenade is a child of Prairie Sunset and Ola Kala is a grandchild. Hans Sass's new Red Torch, which he has named this year, comes directly from Prairie Sunset. It received an H. C. in 1944 under No. 36-41 and has the reddest falls of any iris we have seen. Its pollen parent is our Rouge Bouquet which comes from Matula  $\times$  Garden Magic. Mr. Sass has moved the best of his iris to a small garden in Bennington, Nebraska, where he will continue his hybridizing. His ardor is undiminished, he has the best of his own and other breeders' irises to work with and we look for many fine things yet to come from this dean of hybridizers. He expects to put out a list of his newer varieties next year.

Going back to the King Tut  $\times$  Baldwin cross, let us trace the line of reds that this opened up. It is destined to go on indefinitely as many of the newest red irises of today are direct descendants of Joycette, Jacob Sass's best seedling from this cross. He had already been working with reds and had two good ones from Alcazar: Redwing which he introduced, and one he gave the garden name of Next Red Wonder. The latter was crossed with Cardinal to bring 29-12 which in turn he crossed with Joycette and got his famous The Red Douglas. Redwing itself was crossed with King Tut and brought Spokane, and 30-40 which was nicknamed "Bonfire." 29-12 crossed with King Tut gave Golden Helmet and Sir Launcelot. Col. Nicholls used many of these reds in his work, his Red Valor coming from Joycette  $\times$  Red Robe, and his Crimson Tide from Valor  $\times$  Spokane. Wildfire came from Dauntless  $\times$  "Bonfire" and his newer Red Flame contains Oxheart, Caballero and a J. Sass seedling No. 30-20. The Red Douglas has been used by many breeders. Dr. Henry Grant's Display is from The Red Douglas  $\times$  Christabel, the latter bringing in Rameses as well. His Resolute is The Red Douglas  $\times$  E. B. Williamson. Geddes Douglas has used Display with one of his own seedlings involving many fine reds to obtain his new Drum Major. DeForest's Ebony Isle, Dr. Graves's Robin McGregor, M. E. Douglas's Svengale, Tompkins's Lidice, Hodson's Red Rhapsody, Carpenter's 42-49 and our Garden Glory all come directly from The Red Douglas. Garden Glory is from it crossed with Garden Magic and it is proving to be a good

parent. All of its seedlings seem to inherit its smooth haft and heavy substance—our new Baghdad is one of them. Jacob Sass's new red, Solid Mahogany, does not come from The Red Douglas but from Hans Sass's City of Lincoln  $\times$  38-13. 38-13 is from 29-12 (the pod parent of The Red Douglas) and 29-34, a red seedling whose record is lost. Here we see the value of variegata in red breeding, but more about variegatas and City of Lincoln later.

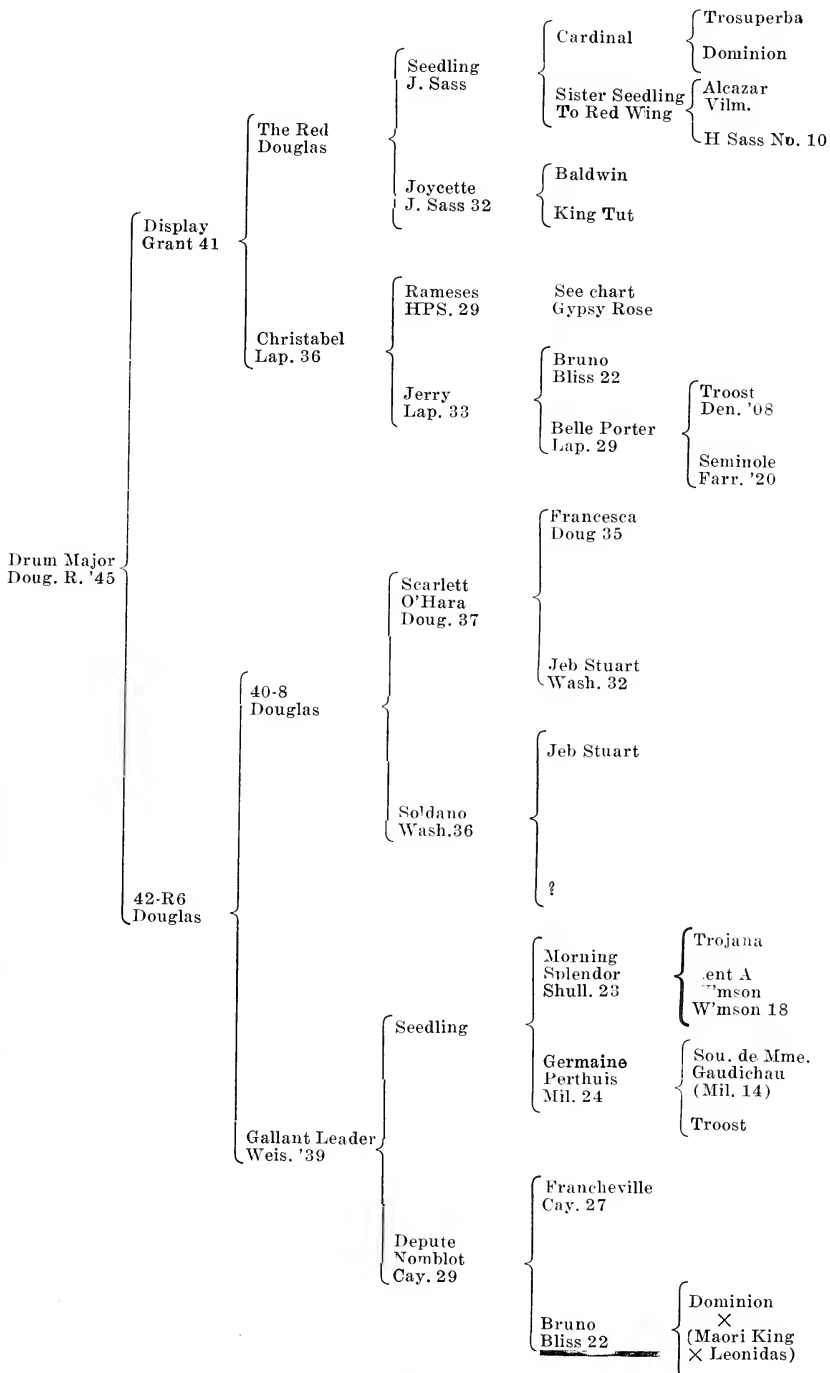
Hans P. Sass developed a line of reds from King Tut too but without the use of Joycette, which culminated in Garden Flame. This line involves Rameses, Kansas, King Tut, King Midas and Cardinal, but I will try to give it as he gave it to me. Starting with a red purple from his No. 1 and No. 100, he crossed this with Rameses and got a fine dark red which he named Avondale. He crossed Avondale with Kansas (from Timmerman and I find no parentage record) for 83-34 which he did not name but which became the pod parent of Garden Flame. The pollen parent, 42-35, which he describes as a taller King Tut, came from Miss Aravilla (from King Tut  $\times$  King Midas) crossed with 35-29, a seedling from King Tut  $\times$  Cardinal. Garden Flame is a rich Bordeaux red self of great garden value. A new seedling from it  $\times$  Prairie Sunset has been named Prairie Flame—we are hoping it will be introduced soon.

Early in their hybridizing work the Sasses felt the need of good, hardy white irises. Purissima was lovely but tender in the middle-west, so each brother went about it in his own way. Jacob used the parents of Purissima (Conquistador  $\times$  Argentina) and raised nearly a hundred seedlings from them. Only a few survived to bloom and from these he named his first white—Wambliska. It is perfectly hard, due perhaps to the hardiness of one of the parents of Conquistador, Juniata. Wambliska is a blue or cold white which, crossed with a sister seedling of Pink Satin brought Crystal Beauty, a clear white with a slightly pink tone. Wambliska  $\times$  Matilda brought Blue Monarch which was the pod parent of Blue Shimmer, a beautifully patterned blue and white plicata. Hans Sass got his lovely blue Anitra from Purissima  $\times$  Oriana, and his deeper blue, Miss Camelia, from Oriana  $\times$  Wambliska. We got our Blue Zenith from Sierra Blue  $\times$  Miss Camelia and Blue Zenith  $\times$  Anabel (Blue Triumph  $\times$  Aline) brought Blue Rhythm. Our Priscilla came from Purissima  $\times$  Blue Waves, an early Sass blue, but it is perfectly hardy.

But let us see how Hans got his hardy whites. He had some large flowering white dwarfs which he crossed with Amas to get white Intermediates. These he bred with a seedling from Lady Foster and obtained Oriana, a large but rather low growing hardy white. This in turn he crossed with Dominion to obtain Snowking, than which there are still few better whites. It is the pod parent of Jacob's Alba Superba. Mrs. Pattison's lovely light blue Azure Skies is from Crystal Beauty  $\times$  Snowking and Dr. Graves's Franconia and Ice Carnival are both from Snowking, as are M. E. Douglas's White Radiance and Wm. P. Aylett's Victory V. Strangely enough, the new white called Jake which was chosen from the Jacob Sass garden and introduced by J. D. Long, comes from two plicatas—Tiffany and Maid of Astolat. It is a fine, pure white with a tinge of yellow at the throat. A similar combination, Claribel  $\times$  Tiffany, brought Hans Sass's new white, Snow Velvet, a clear, warm white of wonderful substance with a smooth yellow haft. Truly these plicatas are somewhat unpredictable.

As a class, the plicatas are a study in themselves. The early Sass plicatas, King Karl, Lona, Jubilee, Matilda, and Midwest came from chance seed from Mme. Chereau and probably involved variegata as it cropped out later. Hans crossed Midwest with a blended variegata from Iris King and got a medium sized but very brilliant yellow with brown markings which he named Nebraska. This he crossed with Rameses and got Al-lu-we, a large and fine blended variegata. Al-lu-we was crossed with a seedling from Jacob's Jubilee and two very outstanding breaks came from the same pod—the large, tall, clear variegata, City of Lincoln, and the first large yellow ground plicata, Siegfried. At last both variegata and plicata had been brought into large sized flowers, and from the same cross. This was a red letter day for Hans and well do we remember how pleased he was. He had been working twenty-five years for a large true variegata, and almost as long for a cleanly patterned yellow plicata. The plicatas have gone on to bigger and better ones but City of Lincoln, now ten years old, is still tops in variegatas. Persian Prince may be preferred by some but it does not have the sharp contrast of colors nor the wide clean edge on the fall. Other yellow ground plicatas soon began to break out in unexpected places. Tiffany came from a chance pod on 90-31, a seedling from King Tut  $\times$  Morning Splendor, the latter probably contributing the wine red of its markings. Orloff came from El





Tovar, a nearly black and yellow blended variegata from a combination of Iris King, Amas, King Tut and Cardinal, crossed with Amenti, a blend from Rameses and Midgard. Royal Coach came from Mary Geddes  $\times$  Miss Aravilla. When these plicatas were bred together surprises came. Tiffany  $\times$  Orloff brought the beautiful clear lemon yellow, Elsa Sass, which has no hint of plicata marking but does have a nearly white space in the center of the falls. Jacob crossed Siegfried with Dore which has a slight touch deeper yellow on the edges of the falls, and got his lovely Golden Fleece. Tiffany  $\times$  Siegfried brought for Robert Schreiner his delightful lemon yellow, Misty Gold. Fred DeForest's Tiffanja comes from Naranja  $\times$  Tiffany and his Patrice from Tiffany  $\times$  Salar. S. B. Mitchell's Sorrel Top is from Palo Alto  $\times$  Orloff and D. W. Knowlton's Susette is from Seduction  $\times$  Tiffany. D. F. Hall's Royal Scot is from Orloff  $\times$  Elsa Sass and Geddes Douglas's Treasure Chest is from a seedling  $\times$  Royal Coach. Robert E. Allen's Albany contains Tiffany as does Mrs. W. H. Peckham's Tricorne. Carpenter's 42-40 is from Siegfried  $\times$  Lighthouse and M. E. Douglas's Sinaloa is a plicata from Siegfried. Hans Sass is still working with yellow ground plicatas and has developed a pure strain from line breeding. This year he has named the finest one we have yet seen—Banded Beauty. The background is clear, bright yellow so cleanly marked with brown that there seems to be an almost solid band around the falls. It is large and beautifully ruffled, with good height and branching. Let us go back for a moment to the variegatas. We have seen how City of Lincoln brought brilliance into the reds with Solid Mahogany. It has deepened the yellow of Mr. Spender's Ben d'Or and helped produce a dark yellow bicolor in Mr. Essig's Marshall's Gold. From the classification of Mr. R. E. Allen's Albemarle it seems to have helped to give him a red and white amoena. Are there still greater possibilities in the use of variegatas?

There are many other breeders using Sass irises. I counted sixteen beside those I have mentioned, in the registrations in the BULLETINS. Almost all of the above data has been verified by the hybridizers themselves, but through lack of time I have taken some of it directly from the BULLETINS. If I have made any mistakes, I will welcome corrections. And I would appreciate any additional information from hybridizers. And I hope that we shall all be inspired to more carefully planned and thoughtful hybridizing.

## TEST GARDENS

JOHN C. WISTER, *President* 1920-1935

■ ONE of the chief reasons given for the formation of The American Iris Society in 1920 was the need for test gardens in various parts of the country. At that time, through the interest of Dr. Britton and Dr. Gleason we were able to start a test garden at the New York Botanical Garden and to assemble there something like 1,200 varieties of irises, which included practically all the best things of the time. They were planted as they came in, in beds in a lawn and after some years part of them were re-planted in long beds in alphabetical order to make it easier to find them when we wanted to see a particular variety. Mrs. Wheeler H. Peckham took particular interest in this planting and did much of the actual transplanting of the rhizomes herself as well as keeping records.

One of the main benefits that came to us from this garden was the elimination of a great number of synonyms as the old varieties were greatly confused. We were able to establish the true names of many varieties and to publish their descriptions, thus giving an official and authoritative answer to the many requests for some method of identifying varieties.

After Mrs. Peckham moved away from New Rochelle this garden was not kept up as it should have been and later, owing to lack of labor at the botanical garden, it was given up entirely.

About the same time, a test garden was established for Japanese and other beardless iris at the Brooklyn Botanic Garden under the supervision of Dr. Reed. Here, important experimental work was done in soils and fertilizers and various methods of watering, all under Dr. Reed's direction, but the work was not continued enough years to make the findings fully conclusive. The most important work accomplished at this garden was the straightening out of the terribly confused Japanese names and when Dr. Reed was able to take a trip to Japan he went back to the source of many horticultural varieties and was able to publish in our BULLETINS the most authoritative discussion of the nomenclature that has ever been published anywhere. These two gardens, therefore, had great value at the time and it is a matter of regret that they could not have been kept going continuously with constantly arriving new varieties to be tested in comparison with the old ones.

In order to make our work felt in other sections of the country

we attempted to establish similar gardens at the Missouri Botanic Garden in St. Louis and at the Morton Arboretum at Lisle, Illinois, and while these plantings were for some years very beautiful and attracted many varieties, they did not equal in importance the New York or Brooklyn ones.

As the society grew older and as its officers learned from experience the good points and the drawbacks of large test gardens, there was inaugurated a series of so-called display gardens which were to be limited to a smaller number of varieties arranged in an attractive manner. There were to be many of these scattered over the country and at one time or another 25 or more were started, although most of them, unfortunately, were rather short lived. I can remember a very magnificent one at the Marsh Botanic Garden at Yale, planted mostly through the efforts of Mr. and Miss Van Name and Mr. and Mrs. John Wallace. There were much smaller gardens at Connecticut college in New London under the direction of Dr. George S. Avery, Jr., in Springfield under Mr. Ladd, the superintendent of Parks, and in Haverhill and Lawrence, Massachusetts, as well as many other places through the middle states and the middle west.

From these gardens there grew two gardens which are still in existence. One of them in the park at Plainfield, New Jersey, was planted entirely through the efforts of Miss Harriet Halloway, who worked literally night and day for years to plant the garden and keep it in condition. Great numbers of persons visited this collection when it was in bloom each year. The second of these gardens was the memorial garden established in memory of our first treasurer, Mr. Frank H. Presby at Montclair, New Jersey. It owes its existence and continuance largely to Mrs. F. P. Walther who, with Miss Gertrude M. Smith and Mr. Caldwell and a few others, collected the plants and arranged them, and has been able to get, year by year, a continuing number of new varieties so that this park has probably more of the modern kinds than any other public garden in the country. Of late years Dr. Castleman has taken particular interest in this park and has gone there to get pollen for hybridizing. In spite of labor shortage during war years the garden has been kept in good condition.

This is but a short resume that comes to my mind of the work of the past and I mention it to emphasize to the newer members of the society that the idea of a test garden is not new and that the former

officers of the society did their best to establish a national system of test gardens and were not successful.

We ought to learn from the lessons in the past that we cannot expect in these days to go to any arboretum, botanical garden or park and put in a fine collection of iris and expect somebody else to keep it up. The park officials simply will not do it. They may mean to but they don't. It may be conditions are so difficult in all parks and other public institutions that the persons in charge cannot keep going some special project of this kind, or at least they do not keep it going unless there are one or more interested individuals who prod them into action. I have seen how difficult this is to do and how necessary it is to have a group of members of the society who are so devoted to the project that they will stick with it year after year. I personally gave a great deal of time to the test garden at the New York Botanical Garden during its first 6 or 8 years. Then, with my increasing responsibilities in other directions I was not able to go there much and when Mrs. Peckham moved away there was no one left who would push it and before long it was abandoned entirely.

It seems difficult for members of our society to realize that persons in charge of big gardens have a great many projects under way and that they cannot give the proper attention to an iris garden which a good garden would need. They are concerned with the upkeep of their buildings and roads, and in the case of botanic gardens, with the continuance of their scientific work in the laboratories, and they must think of the needs of large and small trees, of flowering shrubs, of other herbaceous plants and bulbs, of bedding plants and annuals and greenhouse plants.

I have met many officials of public parks and of privately endowed botanic gardens. For most of them I have the highest respect and regard but when I first placed before them the project of an iris test garden I was dumbfounded at the apparent ignorance of the need of such a garden and of the useful work it could perform, and also terribly disappointed because they did not seem to know much about the iris and of its possibilities as a garden flower. They knew that there were beautiful iris, just as they knew there were fine hollyhocks and sweet williams, and thought no more about them. I feel that all those institutions should be encouraged to help projects such as the iris test gardens, or test gardens for other flowers, but all of them require space and all of the herbaceous

plants require much hand labor, which is scarce today, and trained personnel, which does not exist. At the best of my recollection we did not find among public officials one single person who had the knowledge of the iris which members of the American Iris Society take for granted among themselves or their friends. It was just a blind spot in a general knowledge of horticulture which did not allow such specialization in a general education.

It must be remembered that for park purposes irises have many drawbacks. Among these is the need for re-planting every three or four years. The second is that at every re-planting the plant should be put in a different place and not replanted into the same soil. Third, unless trained personnel is at hand, iris borer and iris rot may step in to make trouble. And fourth, even though the season is long for our point of view it does not cover the entire summer with bloom as some park officials want, and they complain that there is nothing to be seen after June. Finally, there is this matter of replacements because no matter how new a variety is it becomes obsolete and should be replaced with new varieties, many of which are extremely expensive. I would not like anyone to think that I feel the drawbacks mentioned above are insurmountable. I consider the iris an important flower in spite of all of them. I am merely mentioning that these drawbacks seem serious to the minds of the officials concerned.

In recent years I have had an opportunity to see something of the other side of the picture, the point of view of a person in charge of a public garden, for since I have been director of the Arthur Hoyt Scott Horticultural Foundation at Swarthmore college I have learned how difficult it is to keep collections of various types of plants in good order. In 1932 the children of the late James Boyd, who was a director of the American Iris Society for nearly 10 years, gave to Swarthmore college a collection of his peonies and iris, about 100 varieties of each. They were planted in a long border at first, in alphabetical order, and bloomed extremely well and received much favorable comment. During the 14 years which have elapsed since these were planted the peonies have had to be moved once and they are now in a new location where they have been for the last 5 or 6 years, and are doing extremely well. They are grouped by color and of the original 100 or so varieties we have about 40 left. A few have died, the rest have been discarded.

During the same period the iris have been moved 5 times and

the present collection has been in 4 years and has had, 2 years ago, a most drastic thinning. It is also now arranged by color classification. Of the original 100 or so varieties there are hardly a dozen that have been retained and most of those are in what I call the historic section, which has been put in one end of the garden to show the characteristics of the iris of the 19th century and of the first quarter of this century so that visitors may note the great improvement in height, size, branching, substance, texture, range of color, range of season and so forth. This iris collection, therefore, in labor, has cost us several times as much as the peony collection in a similar time and, as the funds of the Scott Foundation have been exceedingly limited, it has not been possible for us to buy new varieties. When I gave up my collection in Germantown some years ago, I brought over all my plants to add to the college collection, and since then we have had most generous gifts from Mrs. Hires and Mr. Fishburn which have kept the collection more up to date than it would have been without them.

With Robert Sturtevant, I began nearly 20 years ago to work on an iris classification which Mrs. Peckham later elaborated and published in a check list, and in the last three re-plantings we have followed that color classification in our beds. It has been to me a great source of interest to arrange the plants in this way because when a new variety blooms for the first time I take a flower and walk up and down the beds until I find the place where it fits. About nine times out ten the new variety is almost an exact duplicate of one we already have. It may be a hair larger or darker or perhaps it has better substance, but to most people it would seem identical with some other varieties. It is only about once out of ten or a dozen times that I get a variety that I can't fit in anywhere, it is different, and then I know we really have an advance in color range. I feel that if there could be a dozen such gardens planted in color classification over the country to which people can send new seedlings, that we would have a means of proving that many new varieties which have been named ought not to be introduced into commerce. The society would be in a position to recommend as new and distinct a variety which really had both the required qualifications.

I am sure no one has ever been more anxious than I am to encourage iris breeders to give us fine new things. The efforts of the society in its early days in this direction have borne good fruit, as

is made manifest by the list of new breeders who have taken up the iris. This is splendid progress and the society would be proud of its part in doing it, but if the iris is going to fill its rightful place in the gardens of this country we need to be more discriminating in the number of seedlings which are put out and recommended, because their mere number discourages quantities of people from getting any new varieties at all. I recognized this while I was an official of the society. It has come home to me much more forcibly since my work at Swarthmore has put me in a position where I must recognize the needs of collections of daffodils, peonies, chrysanthemums, shrubs and trees, all of which have their important place in our American horticulture and none of which I have a right in my position to favor over the other. It has been my endeavor to grow at Swarthmore representative collections of all of these plants mentioned and of many more. This is far easier with many other plants than it is with iris. I imagine dahlias and gladiolus, which we do not handle at all, would be more difficult still because of the quicker turn over of varieties. They are ruled out of our present collection because we cannot handle tender plants with the problems of yearly lifting and storing.

I hope the present officers of the American Iris Society will study the reports of the test gardens in the old BULLETINS and learn why they did not live up to the hopes held out for them when they were established, then I hope that the officers of the society will sit down and consider the policy for the future and see if they cannot develop some new system which will serve all parts of the country and be more successful than the methods of the past.



## "TO THE FOLKS BACK HOME"

Boston,  
June 6, 7 and 8.

DEAR PROF. MITCHELL:

I know how disappointed you were when the press of college work prevented you from coming to Boston to the Annual Meeting, so I shall attempt to bring the meeting to you, knowing full well that this "biography" written while the spell of the beauty of Spring in New England, the charm of green-shuttered houses, and the warmth of true hospitality is about me, may increase rather than assuage your disappointment.

To make the first Annual Meeting to be held since the war a memorable one, the members of the New England region of the Iris Society began their plans almost with the end of hostilities, and by the time the first visitor arrived in Boston a program for three full days of entertainment was complete to the smallest detail.

On Thursday evening, the lobby of the Copley-Plaza quickly took on the appearance of an informal reception as the incoming members gathered about the registration desk and accepted their badges and tickets from Mrs. Lowry and Mrs. Fraim. Here there was an exclamation of pleasure as a member from New Mexico greeted one from Virginia, then the murmur of introductions, and again the shouted query: "Have you seen the new blues?" In all one hundred and sixty members, representing twenty-eight states and Canada, registered during the evening. A glance at the program for the first day showed that cars were "called for 8:30," so it was "early to bed for everyone."

The absence of Jesse Wills, the President of the Society, was noted with regret, and everyone expressed the hope that the sudden illness in his family was but temporary.

A rainbow around the setting sun presaged a beautiful day, and our start was made on a sparkling morning, the first day without rain for over a week. Prayers do help. Visitors had been carefully grouped for congenialty and assigned to automobiles of local members.

The home of Dr. and Mrs. Franklin P. Lowry in Newton was our first stop, and our first introduction to a New England garden. It also marked our complete surrender to the charm that is peculiarly "old world." "What is so rare as a day in June" didn't seem at all bromidic in the dappled shade of the magnificent maples

surrounding the house. The lawn at the side of the lovely green-shuttered high pillared house is bordered with long beds of iris, planted in double rows for ease of inspection. Here, as in nearly every garden we visited during the day, the iris most closely connected with the name of the host, added its welcome to his. Mount Hermon was cool and stately with the raindrops of the previous night sparkling on its standards.

It was almost as if a California greeting had been planned, for in a large planting near the house the new cream and yellow of Prof. Essig-Easter Gold with Coloma and Souson, balanced a magnificent clump of Los Angeles, with San Francisco nearby.

A comparatively short ride brought us next to the garden of Mr. and Mrs. Mandeville J. Barker in Newtonville. Here was that joy of every gardener—new, fresh soil, dark and rich, and the iris growing in it reflected its fertility. All the blooms were on first-year clumps, for this garden has just been planted and they were uniformly of splendid size. I wish Mary Williamson had been there to see her Master Charles. Mr. Barker has been hybridizing for about five years, and has many seedlings that deserve to be named and introduced soon.

Suzette and Suzabelle were beside Mr. and Mrs. Harold Knowlton as they welcomed us to their garden in Auburndale, and these pale-toned plicatas seemed to sound the note of quiet beauty that pervades this magnificent garden. All the newer and better introductions of the past five years are grown in large clumps at the edges of the beds. Mr. Knowlton has thoughtfully added the name of the hybridizer on the labels so that faltering memories can be put aright.

This is not a one-season garden, for interplanted with the iris are perennial phlox, hemerocallis and polyantha roses, while on the slopes at the side of the house, white and pink and rose rhododendrons grow to a height that would do credit to a Coast Range slope.

To stand beside Suzette and Suzabelle, Mr. Knowlton will introduce this year Blizzard, a crisp, ruffled white iris distinguished by a sharp orange beard. The branching is particularly good, and the stalk carries ten bloom buds.

Punch and delicious cakes were served on the lawn beneath the spreading trees, for lunch was still several hours and miles away.

The garden of Mr. L. Morton Gage was next on the program, and

this "work-shop" garden in Natick had the very real personal appeal that pervades a garden lovingly planted and cared for by the owner. This garden is small, but it contains hundreds of seedlings, for Mr. Gage is an active hybridizer and hopes again to repeat the successes of his *Gloriole* and *Rosy Wings*.

As if we had not already fallen under the historic spell of New England, the Committee completed the conquest with their selection of our next stopping place, Longfellow's Wayside Inn, restored to its original condition by Henry Ford and furnished with priceless furniture of the period, it stands on the old Boston Post Road, surrounded by low, ivy-covered stone walls. The collector's spirit that is within us all became stronger as we passed through room after room of highboys and lowboys, grandfathers' clocks and spinets on our way to the upper ballroom where a delicious buffet lunch was served. There was no set plan for seating; groups formed and reformed to exchange impressions of the wealth of new and old iris we had seen in just the first five hours of our meeting.

As if one day had not yet held enough of beauty, the garden of Mr. and Mrs. William J. McKee in Worcester came next. We already knew that this garden contained some of the finest iris, not only in District One but in the entire country, but we were unprepared for the riot of color that greeted us as we entered this secluded hillside garden. As one visitor expressed it, "Surely the peacock has spread his tail here." Mr. McKee grows all iris to perfection. While there are beds of seedlings on the terrace near the house, and again in the lower reaches of the slope, the garden presents a finished and perfected picture, for Mr. McKee moves in only the seedlings that have proved themselves over a period of time in another garden.

A list of fine seedlings would be without end, so I shall list three as "extra fine," 45-23 is of that newer group of iris displaying a wide throat in the falls and standards that almost meet the beard. The standards are blended tan, and a blaze of amethyst lights the falls. Our Western pheasants have this sheen upon their breasts. 46-70 is a light blue self, a clearer, cooler blue than any we had yet seen. *Miogem* is a large warm blend and a russet flange on the falls repeats the tone of the russet beard and brightens the peacock blaze.

I know not the ancestry of the members of the New England district, but the luck that is proverbial continued, and on Friday

morning our start was made in bright sunlight that in China would be called "one-coat weather." Three gardens only were on our program for that day, for these were larger than most we had visited on the previous day, and the Banquet and Annual Meeting were to be held that evening.

Mr. and Mrs. Preston Corey have recently acquired an old and historic house in Reading, and are carefully restoring it so that all the original charm remains. The iris beds are planted close to the long walls built of field stone and the soft grey textured background provides an excellent foil for the iris colors—a most pleasing variation of the usual theme of grass or evergreen hedges. History, which never seems far away from us here, was present in this garden in the famous "Emerson Oak" dating from the Revolution.

After the visit with Mr. and Mrs. Corey that seemed all too brief, we motored on to Lowell and the Fairmount Gardens, the home of Mr. and Mrs. Thomas Nesmith. Mrs. Nesmith needs no introduction to most of the members of the Iris Society, for hers is a garden to which anyone who is interested in iris will surely find his way. She is a discriminating judge of iris and her garden contains the most extensive collection of fine iris of any garden visited so far. That clump of Helen McGregor, the pale blue iris that is the most discussed introduction of 1946 made the trip from California seem very worth while! This is the home garden of Cathedral Dome and White Goddess and behind the hemlock hedges are many fine pinks and rich blends for future introductions. Her Azalea just introduced was a good example of the lines along which she is working.

It was pleasant to stroll along the box-bordered paths and later to sit in the shade of the wide spreading apple trees. Here we enjoyed a delicious buffet luncheon as guests of the members of Region I. During lunch, Dr. Randolph of the New York State Agricultural School at Cornell University spoke of the work to be carried on by the Scientific Committee of the Iris Society. The first of many projects will be the analysis of the amoena pattern in iris.

It will be hard to rightly describe the next garden for most of the adjectives seem weak and ineffectual. The largest garden to be visited and one of the most distinguished in New England is that of Mr. and Mrs. Stedman Butterick in Concord. The family estate of about twenty-five acres overlooking the Concord River is occupied by the ninth generation of the family, for as Mr. Butterick laughingly said: "Only Buttericks and Indians have lived

here." Age old trees cast shadows on the emerald lawn and upon masses of rhododendrons about the Georgian house.

The gardens are of a formal type, more Italian than English in feeling and the iris beds to the east of the house are enclosed in close clipped hedges. Plantings of iris, delphinium and columbine are equally prominent in this part of the gardens; wide stone steps lead to gardens on a lower level where the beds are in geometric pattern. Possibly the most pleasing feature at Mr. Butterick's was that because of the size of the garden, the magnificent clumps of iris, some three or four feet in diameter, could be viewed from all sides, with the light coming from the angle most pleasing to the observer.

No variety did less than its best here, as if meeting the challenge to prove worthy of being included in such a garden. If Los Angeles, White Wedgewood, Mexico, Blue Shimmer, Shannopin and Stardom are mentioned it is but to show the extent of Mr. Butterick's interest. In his own personal seedling bed he is growing white iris of Snow Flurry and Easter Morn parentage.

I could see and feel the touch of Mrs. Butterick's hand in the rock garden on the slope which led to the seedling patch. It was so lovely, my companion of the tour, Mrs. Silas Waters of Cincinnati, brought me back to the Butterick's a second time to see it.

It was too idyllic a spot to leave, so as the visitors rested and chatted over glasses of refreshing punch, they were carried back to "history book" days by the reflections in the quiet Concord River as it flowed beneath the famous bridge where the Minute Men made their famous stand under the command of General Butterick.

It was decided to hold the formal Annual Meeting on the second evening of the Convention instead of the last one, because many of the visitors felt the need of returning to their own gardens before the final bloom was over.

As the members gathered for the banquet at the Copley Plaza, there was the general feeling that this was the finest and largest meeting the Iris Society had ever held. Mr. McKee presided at the Speakers' table and introduced Mr. Clarence Connell as Toastmaster. The BULLETIN will adequately bring you the reports of the President, the Treasurer and Secretary, but no printed page can ever convey the thrill that was ours when the speaker of the evening, Mr. John C. Wister, the first president of the Iris Society, gave the history of the founding of the Society and introduced the other

charter members present—Mrs. W. E. Tobie of Portland, Maine, Mrs. Thomas Nesmith, Mr. Clarence Connell and Mr. Robert Sturtevant, Mr. J. Marion Shull and Mrs. Silas Waters.

Dr. Graves' garden in Concord, New Hampshire, was saved until the last and it speaks well for its beauty and quality of bloom that there was no feeling of anti-climax after the rich fare of the previous two days. The last really seemed "best of all the game."

While Dr. Graves has moved to a country estate, his seedlings and established iris are still grown in his town garden. The peak of bloom was still ten days or two weeks away but so many fine iris were in bloom that we could hardly ask for more. Perhaps the finest single bloom stalks of the entire tour were seen here: Lady Boscowen, Dr. Graves' new white, Helen McGregor, the sensational light-blue, and *And Thou* of earlier introduction. A bed displaying only blues containing *Azure Skies*, *Lake George*, *Chivalry*, *Helen McGregor*, *And Thou* and others afforded a splendid opportunity to compare the "bluer blues."


For many years Dr. Graves has disposed of his surplus plants to the city parks and the ride to his country house was along roads whose beauty was accented by plantings of fine iris. Surely he must be beloved by his neighbors.

As we ate our lunch on the grassy slopes about the farm house—one hundred and seventy-five years young—with the panorama of the White Mountains spread before us, it was hard to believe that the friends about us had been but names three days before: Mrs. Otto Stuetzel from Southern California, Mrs. Broddy and Mrs. Bartlett from Toronto, Canada, Dr. Kleinsorge from Oregon, Mr. and Mrs. Tobie from Portland, Maine, Mrs. Newton from Georgia, Mr. and Mrs. Mackenzie from Albuquerque, New Mexico, to name but few who had traveled great distances, united for the moment by the common love of iris.

Prof. Mitchell, do I disappoint you with my lack of detailed descriptions of the many fine iris which we saw in every garden? Many articles will appear in the *BULLETIN* from time to time with these descriptions, but I wanted this to reach you while the memory of your own 1946 season was still warm and glowing.

Sincerely,

IRMA POLLOCK.



*CAROLYN BURR and ELSA SASS*

**FLOWER ARRANGEMENTS**

*By Mrs. Maslin Davis*

*We are indebted to Mrs. Davis of Roanoke, Va., for flowers, arrangements and photographs as well as for her excellent captions. Ed.*

## FLOWER ARRANGEMENTS

MRS. LUCILLE STEEDMAN, *Roanoke, Va.*

■ THERE are several counts that may be made against iris as material, especially for flower shows. Because I have so often come to grief or have witnessed heart breaking cases in judging when irises have been used, I thought a few tips I have learned by bitter experience might be helpful to those who are arrangement fans.


So often when an arrangement has been made several hours before being judged an iris in it will either soften up excessively or worse, fold up, completely ruining the composition. Or if it holds up till the judges see it, it will fold up before the public is admitted to the show room. To prevent this I make a practice of getting buds the night before and letting them open in the house. If a bloom has been out for one single day before the show I never use it. I make the skeleton at home and take the buds—twice as many as I think I will use in a jar (so fixed that they can't touch each other) to the show room and finish up my arrangement there. Irises are such poor travelers that it is almost impossible to get an arrangement to the show room from home without injury in spite of every precaution.

In at least two basic designs, the Hogarth and Circle, other material must be used to form the outline or the "Bones" as John Taylor Arms calls it. I have found tree boxwood and Golden Arborvitae to have unusually interesting curves. Baptisia too has lovely curves and is the shade of some of the irises. Scotch Broom may be trained also by wrapping it in strips of rags and then curving it to just the right angle and tying it so, leaving it to die in that shape. It stiffens in this position and will keep the shape indefinitely.

When using white iris I find it best to use only iris because the white is so much less vivid than the whites of most flowers that they seem to elbow the iris out of the picture, as a rule. So I have come to use only green materials with the white iris. The one exception is when I am making a large white mass and use the white bloom of privet hedge, which has a greenish cast with some of the "whiter" irises.

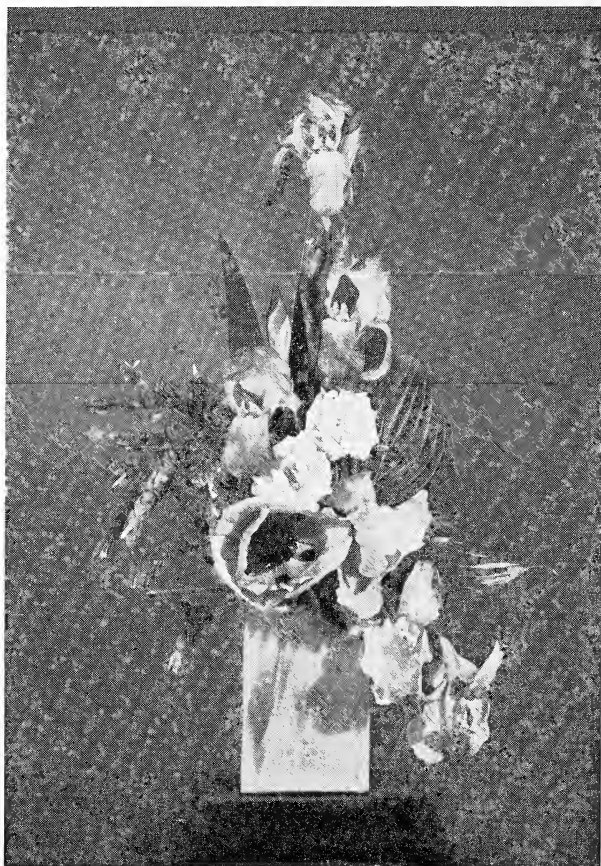
Because of the hustle and bustle of flower show day morning, I make it a practice to get to the show at six A. M. when the others are still sleeping. Here I can have about two or more hours to myself before the crowd gets there. If you try this, you can get






*Background—Yellow sea-weed*

*Iris Calling Me and Elsa Sass, Canterbury Bells, and heuchera with  
ivy leaves*



— *"A beautiful linear pattern" John Taylor Arms*

*Iris Padre (pink) and Sungold, Silver Moon roses, salmon pink poppy with foliage of hosta, iris, and "shrimp" plant*



*A HORIZONTAL for the Table  
Iris Calling Me and Elsa Sass, Canterbury Bells, and heuchera with  
Silver Moon Roses and the Ivy*


your irises all safely in their right place in the arrangement and the arrangement placed before somebody can knock the jar off the table or run against the spike and injure the bloom. If you practice this, you will be surprised how many extra blue ribbons you pick up.

Today the majority of varieties grown are too large for the average arrangement. Unless you are making a large church arrangement, the use of any of these new varieties will throw the proportion of the composition all haywire. In the medium sized composition the bloom of even an average sized iris give the same effect as a size forty-two sleeve sewed in a size twelve dress. Siberians and Table iris are my standbys on flower show day. Sentinel and Joy as well as Copper Frills are about the only two of the newer irises that I can use and Sentinel is rather large for some arrangements. Yvonne Pelettier and Sudan also are very good. Personally I think that Yvonne is a good iris, and I would not be without it because of the fact that it does well in arrangements. Maygold and Treasure Trove are both to be depended on. The other day because I wanted to make up an arrangement in brass using all brownish tones in a brass teakettle, I tried to find some iris small enough. None of the table iris had opened yet. The smallest iris I could find was Princess Marigold and it is too large for the rest of the composition. The brassy color of the new nandina leaves, the copper beech brown leaves and Princess Marigold in the brass tea kettle using a triangular design makes up a nice color picture. I tried a Jean Cayeux and the effect was that of a woman about four feet tall and weighing about two hundred pounds.

In the vertical design, iris foliage with plantain leaves suggest one way to get rid of plantains, use them in arrangements, but don't trust them long. The whole composition looks too tall in the photograph, but that is because the camera was on a level with the table and to the eye of the observer it appeared different as one looked down on the table.

I think it would be fun to have an annual arrangement contest among the iris members, in which iris are used either as the focal point or accent or else as some important part of the composition. We might have one year, circle arrangements; another year, the Hogarth design and so on taking in the fan, horizontal, vertical and triangle. Or it might be fun to have two designs a year. Perhaps some of the hybridizers could offer rhizomes as prizes. If any of you

like this idea write me about it, as to whether it should be confined to the A.I.S. members alone or whether it would be an open field, the A.I.S. remaining in possession of all photographs.



*A HOGARTH LINE*

*Iris Remembrance, salmon pink poppies with eleagnus and variegated  
hosta foliage*

*Container—A golden chalice from Hindustan*

## SEEDLING COMMENTS

■ THE following comments on un-introduced numbered or named seedlings are grouped according to the hybridizer. To what extent this proves to be a practical method of handling future prospects remains to be seen. Note that many of these are Nashville reports. This is due to our early deadline.—Ed.

**Buneaux, John A.** Mr. George Zink writes of two outstanding seedlings one a slightly ruffled blue a bit deeper than Great Lakes with wide standards and flaring falls, the stalk low and well-branched; the other, a new color combination, the standards amber flushed red at the tips and the falls lilac rose with a wide amber margin.

**Cahoon, William.** Bill and I had our first meeting and I certainly appreciated the way he passed by some of his seedlings without comment. There was a nice sort of yellow bi-color on the lines of Golden Treasure but with too narrow falls, there was a plicata and this and that and also a (Barbra Adams) that I noted down between Cyrus the Great and Master Charles, not because it lived in that vicinity but because it approached the latter in garden value and yet was distinct. Also a very late—bright near-amoena.—*R. S. S.* Barbra Adams. This flaring blue purple made one of the best clumps in my garden. A two-year clump produced eleven bloom stalks. The lighter area and bluish beard make it distinctive in spite of the relatively small flowers.—*Douglas, Nashville.*

**Caldwell, Wentworth.** Three outstanding groups of seedlings; one Sequatchie kin, itself a richly

blended coppery brown with a metallic blue flush below the beard, and with a curious intermingling among the progeny of medium toned purple bicolors curiously enough on the Frieda Mohr—Dreamcastle lilac pink tones. (Chavanon) has been under discussion for some years as to introduction. Second, outstanding light blues which have given us Tishomingo and I hope will give us the very pale (St. Regis). And third, yellows of almost Ola Kala quality from which the judges selected one to be introduced as (Summertime) a previously registered name which has been changed to this new seedling.—*R. S. S.*

**COTILLION** (Caldwell, R. 1944) To me a gosamer appearance unlike any other white that can stand the weather where others wilt.—*Cahoon, Ala.*

**ST. REGIS** (Caldwell, R. 1945) A white on the blue side with broad petalled flowers and much to my liking.—*Cahoon, Ala.*

Close in color to Helen McGregor, but of an entirely different form and carriage. — *Douglas, Nashville.*

**SUMMERTIME** (Caldwell, R. 1946) The most distinctive and advanced yellow since Ola Kala. A clear bright gold with deep orange beard accented by a small white area on the outer haft—a large

flared and ruffled flower with heavy substance; 44 in. stalk. As I was first to see it in open bloom I was first to rave and am still doing so.—*Cahoon, Ala.*

It is seldom that brilliant color, attractive form and heavy substance are found in a flower carried on a well branched stalk. Summertime has all of these characteristics.—*Douglas, Nashville.*

**Paul Cook.** Seedlings seen in both Wills and Douglas Gardens by R. S. S. are most difficult to evaluate in scattered locations so that I shall await decision to seeing them again. Curiously in a way though other seedlings in these colors are not uncommon in these two gardens, the Cook selections give a decided impression of innate self-contained dignity as though they were proud of their long line of selected forebears. Brought up as I was with Iris King, Lorelei, Rhein Nixe, Princess Victoria Luise, Monsignor, and B. Y. Morrison and with only City of Lincoln, Shah Jehan, Amigo, Persian Prince, Marquita, and Wabash for current comparison I know these seedlings are distinctive but I do not know what value they may have in the current garden. In 1920 most gardens were predominantly in shades of lavender with only an occasional red—or dark purple, white, yellow, plicata or popular blend (most old squalens having been thrown out). Today the lavenders are in the minority, even the deep blue purples and the variegatas, neglectas and amoenas few and far between. In Harriet Thoreau and Dreamecastle Paul Cook has brought the old lilac pinks back into the picture with

varieties of beautiful form and excellent size, height and all around quality. The products of amoena breeding still lack great height and size but they are well-proportioned and most distinctive. There is an excellent one on the lines of Marquita with falls veined on pale yellow; one with red-violet venations; a yellow bordered one with velvety blue purple on the falls and, my choice (50-42) equally contrasty with flaring falls and very wide branching. The amoena neglectas veer from Wabash to Three Cheers to a bewildering extent. With such close breeding, reaction to different localities can be safely guessed and no one can make a better selection for introduction than Paul Cook himself. As to his blends, I have a feeling that the Pink Reflection-Majenica line tends to produce more compact flowers, better substance, and less fading colors than the Hall and Sass blends but as with the Sable darks I am still guessing.—*R. S. S.*

Cook 5-42. The woods are full of blends and far be it from me to add to the confusion, but this one is definitely worth while. In color it is between Daybreak and Prairie Sunset. It is reliable and dependable, has excellent form, branching and substance. Can even Paul Cook ask for more?—*Douglas, Nashville.*

Cook 842: For your laboratories on Hybridizers. An amoena with vollen. The standards are white flushed yellow, the falls like Amigo's. A small iris and bunching but who knows it may be the parent of one to be designated as an "Improved Wabash."—*Steedman.*

**Douglas, Geddes.** The Editor will leave to others much comment on his associate's work but wishes to harp on the remarkable interest in his late garden. Dividend (1944) with its deep olivey haft, Etoile d'Or (1943), Extravaganza (1944), Nancy Hardison (1945) and Red Majesty and the lovely Amandine in 1946 all indicate both what lateness may mean and what varied lines are seen. Late flowering varieties this cool season, and if concentrated in one planting would actually almost double the garden effect in Nashville. In the old days in New England things like Richard II, Black Knight and later Ambassadeur, many Dominion seedlings, Reverie, Cortez, Valor, etc., were cases of bloom in a disheveled garden but this is far from the case on the lovely Douglas terraces. Many of his seedlings may be slightly less good in form (the falls of Dividend are less broad at the haft than those of Ola Kala e. g.) but he has already a wide range of color and often better height, branching and substance. Both in his garden and that of Jesse Wills, the interest in amoenas has enhanced the late effect, and, in both, the selected near-amoenas from Paul Cook are in addition. There are also true and blended variegatas among the late seedlings. Few of the many tangerine bearded linger but his whites verge late, his yellows are in mass, many with the delightful deep hafts of Mary E. Nicholls. There are few lates as light as Daybreak (Kleinsorge) but many rich blends with the inner glow of Orange Glow (Cassebeer). Just which will be selected is still

a toss-up because most were only beginning in good bloom while the judges were at hand. When it comes to the Extravaganza seedlings, however, and things like the late Rubient (Whiting) there are few judges seeing more than a first bloom and (Ten O'Clock Scholar) certainly improves as it comes into bloom.

We plan to try an informal symposium as to just what "Very late" means in value in different localities.

There is a rather small, neat flower in the White City (Murrell) class that has held my attention for weeks and another, bigger mid-season clump. There was a lovely Alba Superba (Sass) white; two beautifully shaped blues like Helen McGregor (Graves) lack substance to the Douglas eye, and whites or pale yellows with yellow hafts. He has lines of all varieties of the tangerine bearded, an old one almost identical to Buffawn (Andrew), variations on Titian Lady, New Horizon or Hit Parade and Azalea, all charming things. A seedling carried as (Louise McCoy) seems too close to Worthington (Cook P.) though as an established clump we all came back to it again and again as distinct. Drum Major, a late one on the lines of Display, is clearly headed for introduction, excellent in its depth and orange beard but dark haft. (Mimosa Gold) a full bodied yellow hangs fire and may like the lovely cool blue become a discard. I doubt if I should hesitate in either case.

**MIMOSA GOLD** (Douglas, G. R. 1945) A golden flower with segments tailored a la Douglas on a



medium height, well-branched stem, distinctive with its well rounded falls quite different than the usual "dog eared" yellow.—*Cahoon, Ala.*

**Fay, O. W.** Mr. Zink commends a fine group of chrome yellows so clear and clean they make some of the other yellows look greenish and also a large frilled and waved white (New Snow) that takes the weather like a mariner. Pink Cameo, one of the tangerine bearded group also comes for much mention.

**FAY 44-12**—A gorgeous yellow that has Ola Kala looking to its laurels. It is most outstanding among a bewildering number of yellows. After the rain and sun it was still standing up in the late afternoon without fading or flopping. On a first year plant it was on a stalk a bit short.—*Steedman—Roanoke.*

**Hall, David.** From George Zink. "A very dark red with almost black velvety falls and deep old gold beard." (Silvertone) a medium blue with silvery overlay; (Cherie) in pale pink and buff-pink, and (Hit Parade) one of the newer flamingo pinks with wide standards and flaring falls with tangerine beard. Nashville also likes it.

**COCK ROBIN:** (Hall R. 1945) A good variegata that I have watched for years and wondered why it never was introduced. It is tall and a good performer, and has intense red in the falls. If you have a weakness for variegatas, as I have, let me recommend Cock Robin. It is fine.—*Steedman—Roanoke.*

**FANTASY,** (Hall, D.) R. 1944 Again Mr. Hall rings the bell

with a fine lavender pink and a tangerine beard that makes it not only a novelty, but very attractive.—*Cahoon, Ala.*

**FANTASY**—A really new color combination and very pleasing. The contrast of the color of the flower and the beard is fine for garden effect. The stalk seems short and the branching not so good.—*Hobson, S. C.*

**SUNSHINE:** (Hall, D.) A good performer; a medium sized yellow that I have liked for several years.—*Steedman, Roanoke.*

**HALL—44-23**—Not the pinkest but the best of all of Mr. Hall's new Pink Buds.—*Douglas-Nashville.*

**HALL—45-50:** This is one of the reds that shows the hybridists are working on the real red we are waiting so longingly for. This step has deep red standards and blackish red velvet falls.—*Steedman—Roanoke.*

**Jory Oncobreds.** Mr. C. G. White writes: "The first thing Carl Salbach said to me when I arrived in Berkely was that whatever else I saw I must see Stafford Jory's oncobreds. There were five of these, two of them blue, and all tall, large, round and handsome.

"His iris patch is small and his interest concentrated on oncobreds by his early success, Grace Mohr. In the following six or seven years, using principally Grace Mohr, Capitola, and Ibmaerantha he made much the same crosses in quantity each year and every year with little encouragement, if any, until recently—his bag of progeny being a very few nondescript seedlings. But these used with the others gave him the five I saw.

Persistence is not a rare quality in well-known breeders but his seems exceptional and I have had to re-learn from him what the production of Mohrson would have taught me had not Dr. Mitchell and others produced oncobreds right after me with no such records of multiple crossing. Jory has set a pattern for the breeding from difficult iris parents."

**Lapham.** As seen in the Douglas Garden by R.S.S. A most promising variegata as a first year bloom, the falls rich and velvety was (H-18). As with other flamingos from other growers those from Lapham have standards that tend to be erect and open, often a bit revolute, thus adding to the openness of the flower; occasionally, the falls pinch a bit, a rare fault among novelties but most prevalent back in the early 20s. (G. 19) however was a most pure delicate shrimp pink and as it stood with three flowers to the stalk outlined at a terrace edge, a most noteworthy picture.

Lapham G 19 appears to be a definite advance in Pink bud breeding: branching, form, substance and color all show improvement.—*Douglas, Nashville.*

**LAPHAM Pinks:** There were some ten or twelve of these new pinks. Most showed the decided peach tones or orange. Most had the shape and size of Overture or Seashell. Two had overcome this handicap and the still numbered seedlings give promise.—*Steedman—Roanoke.*

**Washington, Reckless.** With farming in its beginnings, their

seed plots have had a brutal experience and only Louisiana hybrids have stood conditions to advantage. Like others there were Leilani derivatives, one No. I-46 varying but as lovely a self as Azalea and another with more lavender on the fall. If the eye can carry an impression of size (which I doubt) either seemed as big as those at Tom Williams' and certainly worth watching. They had lost one or two whites that I saw three years ago a bit by accident or else the pale true green haft reticulations were purely seasonal. With my liking for the lemon and yellow hafts these clear water green ones that I actually saw remain as an ideal. Complete lack of reticulation or beard color in whites gives purity but this gave purity plus. The Washington hybrids of Louisiana species, often dating away back in years will receive special acclaim. It was, however, interesting to compare a lot of them with new collected forms that included the Abbeville Reds, a discovery that far exceeds in interest all our breeding improvements in some respects. Mr. Douglas finds the hybrids a bit easier to grow and the foliosa derivatives despite their depth of color and size are rather down among the foliage like that sure-fire Dorothea K. Williamson. A few, however, come close to the new "REDS" and there are many in lively mauve and shades of blue and purple. One wishes we could introduce the truer blues and flesh and salamander reds into the bearded irises—the flamingo buff pinks approach the

fleshings of the Abbeville variations to a slight degree.—*R. S. S.*

**Williams, "Tom".** Most of the Nashville visitors saw and enthused about three newly named seedlings among the hundreds. The first (Tangerina) is of Leilani—Azalea form and as big and true a pale pink as anything seen here. The second (Apricotta) struck us all as unique in coloring whether we liked it or not—good form and size again—more of a bicolor with deeply stained falls like an opening flower of Buffawn—not quite the contrast of Flora Zenor (Sass)—I think the difference is added body to the color as most of the chamois to flamingos seem frail in color despite their substance. The third seedling (Permanent Wave) Bob Schreiner missed completely as it is late, its deep lavender dulled as in Exclusive and with a smooth almost velvety olive projecting haft color. Its real novelty lies in the strictly horizontal carriage of the falls like wide wavy edged bits of plywood. The standards are also waved and stiff but delightfully arched and there is almost an oily smoothness to the color and substance. (Apricotta) is, I think, the result of Miss Williams' crossing as are so many of the varieties from this garden. It should be remembered that as yet none of the Sea Shell—Melitza—Spindrift flamingo or shrimp pinks are at all comparable to Great Lakes in size and carriage—a new range of colors is slow to evolve into a wide, high quality range in other respects. (China Red)

was brilliant and in the Redwyn group.—*R. S. S.*

**APRICOTTA (1340-A)** The deepest in color and largest in size of the new pinks. The shape and substance good though falls are not clear (as in Spindrift). It is a beautiful flower and a clump would be beautiful beyond words.—*Cahoon, Ala.*

**CHINA RED (Williams)** Another bicolor in reds like so many appearing now in the seedling patches.—*Steedman, Roanoke.* Not large but the reddest and brightest I have seen.—*Cahoon, Ala.*

**GRAY DAZE:** Alford—Williams—For those color fans who like to do the unusual in arrangements, this curious bluish gray might prove to be just the color to carry out something interesting in color harmony classes. Grows well but would never be noticed by a man.—*Steedman, Roanoke.*

**Wills, Jesse.** As observed by R.S.S. Beds after beds of amoena crossings and so many seedlings hit by a last minute freeze that much selection was impossible. Of earlier years (Hindu Queen) among the blends gave a grand performance and the more bicolor deeper (Tournament) with a mulberry tone was a good late clump. A tangerine bearded (60-43-602) was delightful and also a well branched yellow and bordered magenta. I starred a yellow hafted 44-341 in cool tones and crisp ruffled form; and lost the number on a good amoena over against the north wall—again well-branched. These give a slight indication of his range of interests even better indicated by the lovely Chivalry,

Russet Wings, and the unintro-  
duced plicata (Snow Crystal)  
etc.

**RAPUNZELL:** Along the lines of  
Frank Drake and Desert Song.  
This iris has been in the garden  
at least two or more years but I  
had never noticed it before. It  
is a good iris and a swell clump-  
er. I never could get enthusiastic  
about several irises till I saw them  
at Mrs. Blake's in large clumps  
and then I could understand bet-  
ter the ratings they got. Coral  
Mist and Pink Ruffles are two  
of these. Flora Zenor is another  
that is fine in a clump. I be-  
lieve the leggy iris that do not  
have such good branching com-  
pensate by looking better in a  
clump than some that have bet-  
ter branching. But there is  
nothing wrong with the branch-  
ing of **RAPUNZELL**. It is one of  
Mr. Wills' irises that I like next  
to Chivalry.—*Steedman, Roanoke.*

**TOURNAMENT:** Poor branching,  
large deep mauve with brightish  
falls.—*Steedman, Roanoke.*

A broad segmented flower with  
intriguing appeal on a well-  
branched and symmetrical stem.  
—*Cahoon, Alabama.*

**VIGIL** (Wills) The most outstand-  
ing new iris that I have seen. A  
white of very smooth lines, very  
clear, and on a very fine stalk.  
*Hobson, S. C.*

A pure white with large rounded  
flowers on a tall stem—of Chival-  
ry quality.—*Cahoon, Alabama.*

\* \* \* \*

Seedling comments from varied  
sources including some names I  
could not trace.—Editor.

**ACCIDENTAL**—A most unusual plica-  
ta with clear coloring. The only

detracting feature is the fact that  
the falls tuck.—*Hobson, S. C.*

**ALLADIN'S WISH:** (Murawska, R.  
1943) Like Bertha Gersdorf, but  
larger and taller on a slender  
stalk.—*Steedman, Roanoke.*

**ANN SHERIDAN**—A Yellow that is  
not at all distinctive.—*Hobson,  
S. C.*

**BLUE ENSIGN:** A good performer,  
running neck to neck with its  
twin The Admiral.—*Steedman,  
Roanoke.*

**COPPER CENTER:** Better than Eden-  
lure along the same color lines.  
A sort of bicolor—Copper type  
with somewhat better substance.  
—*Steedman, Roanoke.*

**COPPER ORANGE:** A grand bit of  
color in the small iris. Just right  
size for an arrangement in a  
copper kettle.—*Steedman, Roan-  
oke.*

**DAMASCUS**—The appearance of this  
iris is hurt by the unattractive  
form of the falls. They are too  
narrow for the size flower.—*Hob-  
son, S. C.*

**DEEP NIGHT:** (Corey R. 1945) A  
fine mulberry purple with good  
form on well branched stalks.  
—*Zink, Illinois.*

**EASTER GOLD:** (Essig, R. 1942)  
Smooth though with veining.  
Thrown in the shade by Gold  
Beater next door.—*Steedman,  
Roanoke.*

**EDENLURE:** (DeForest, R. 1944) In  
all probability a sister seedling  
of Copper Center. Not as good  
but along the same lines.—*Steed-  
man—Roanoke.*

**EDITH RORKE:** (Smith) A beauti-  
fully marked blue lavender plica-  
ta, large and low, with good  
branching the first year.—*Rogers,  
Texas.*

- FRANK DRAKE:** (Grant, R. 1945) I like this iris. Standards are yellow and falls are a warm white with tan around the haft. A close second to Desert Song.—*Steedman, Roanoke.*
- FROSTY GOLD:** An iris with clear coloring and especially good branching and placement of flowers.—*Hobson, S. C.*
- FROSTY MOON:** A most interesting white and gold combination with a suggestion of lavender throughout the whole flower.—*Hobson, S.C.*
- GOLDEN RUFFLES:** (Carl Taylor R. 1945) Rather a nice tall yellow with the shade of Jasmine.
- GREEN PASTURES:** (Heller—1945) An unusual iris but could hardly be classed as beautiful. The form is not very good.—*Hobson, S. C.*
- INTERMETZO:** A curious off shade of a very mediocre type. Now even I have had seedlings as good and I never numbered even one.—*Steedman, Roanoke.*
- JEAN HUGHES:** (Tharp, R. 1945) this one has too many lines.—*John E. Peirce, Memphis.*
- JOSEVIEVE:** (Taylor, C. C. R. 1943) The color isn't so unusual but this iris has something when you consider that there could be seven open flowers at one time and not one touched the others. There were seventeen buds on the stalk.—*Hobson, S. C.*
- LOVE AFFAIR:** For the "plic" fans.—*Steedman, Roanoke.*
- PASTELLA:** A short heavy lavender blend, good substances, etc., etc.—*Steedman, Roanoke.*
- PENSIVE:** Grant, R. ) and The Raven (Whiting, 1944) which is attractive but I prefer Pensive with its deep almost black violet, large, though elongated flowers and on a tall stem.—*Cahoon, Alabama.*
- QUALITY FIRST:** (Taylor C. C. R. 1945) A medium white (on a first year plant) a cold white in color. Good substance. It will have to get used to our weather. So I will reserve judgment another year. But it looks promising among the medium sized whites.—*Steedman, Roanoke.*
- RAINBOW ROOM:** (Sass. J. R. 1945) A very colorful iris but not floriferous nor too good a performer. A gayer and more colorful Prairie Sunset.—*Steedman, Roanoke.*
- RAJAH BROOKE:** (Norton, R. 1944) A brown bicolor better than most.—*Steedman, Roanoke.*
- Rawlins, Mrs. S. P.** A large ruffled white with ten buds and four open blossoms was exhibited at the Kentucky State Federation meeting in Mammoth Cave Hotel; received much praise from Hugh Findlay.
- SASS 44-32:** Another for your laboratories. A child of Flora Zenor, with even worse branching but looking as pink as anything in the garden.—*Steedman, Roanoke.*
- SHOW GIRL:** (Nelson, E. N. R. 1944) Another lavender blend with some pink. A fairly good iris, with veining about the haft.—*Steedman, Roanoke.*
- SIBLEY:** A lavender bicolor in a medium sized iris which stands up under rain rather well.—*Steedman, Roanoke.*
- TEA ROOM:** (Tharp, Mary E.) Threw a delightful stalk, the flowers suggestive of Alpine Glow and holding well.—*R. S. S.*

TEA ROOM: Very bright for such a light color: good garden value.—*Douglas, Nashville.*

THUNDERHEAD: (Smith K. R. 1944) Growing very low but with a large bloom, this white with its yellow about the haft did not have a look-in with Lady Boscawen, Beck's White, and Katherine Fay so nearby. Texture not so good nor substance but it has nice branching.—*Steedman, Roanoke.*

TREVA: (DeFrost, R. 1943) A brassy yellow orange, rather different in color. On a one year plant rather unimpressive.—*Steedman, Roanoke.*

A Color not seen in an iris before and one that is very love'y.

It seems to glow from within.—*Hobson, S. C.*

TONGA: Tucks its falls and is just another brownish sombre blend.—*Steedman, Roanoke.*

YUSSEF: (White C. G. R. 1942) Oncobred—One of those odd brownish once affairs that flops in the rain.—*Steedman, Roanoke.*

ALICE WEBB: A fine iris. Light blue in a class with Sylvia Murray. It has good substance and shape and comes in just by a neck behind Helen McGregor in a race.—*Steedman, Roanoke.*

Walker, Marion. (Country Lass) nice color perhaps but the falls drooping and a bit pinched, a common fault of ten years ago.—*R. S. S.*

---

## VARIETAL COMMENTS

■ AS IN previous BULLETINS comments on varieties are culled from letters, reports and actual articles, and the grouping of reports from many judges and from many localities should tend to concentrate information about a certain variety and hence prove a surer guide to the purchaser of a new variety. For this reason (Mr. Kinish may have expressed a common need) in the alphabetical list we shall omit reference to unintroduced varieties whether reported on under number or under registered names. In my notes this spring I have found many guest iris that the casual visitor would assume were introduced and yet would be completely unavailable this year, or perhaps ever. Such commendations, separately grouped, will give a fortunate visitor a chance to actually see in the breeder's garden what others have liked and will give the reading member some picture of the trend toward new colors, new try-outs in any breeder's productions.

Reports from outlying districts are always valuable and especially reports on growth and regularity of flowering. For the convenience of the editors we hope our correspondents will include date of introduction and name of originator as that information

also is of value to every reader. The editors will delete what one of our correspondents terms "blurp" and "blah" and concentrate on sound judgment and fact, and if any anonymous comments creep in credit them to one of your editors.

We wish to thank our many correspondents for the wealth of material and comments which have been received. Your editors are endeavoring to get the BULLETIN out on time and without this excellent cooperation reports of the 1946 season would not reach you in this mid-summer issue.—*R.S.S.*

**ADVANCE GUARD:** (Mitchel, 1945) Nothing but a "plick"—dime a dozen. *Steedman, Roanoke.*

**ALBA SUPERBA:** (Sass, J. 1943) Poor branching; size spectacular; surpassed by at least a dozen whites, Snow Carnival, Lady Boscaven, Katherine Fay, a Fishburn seedling, and above all by New Snow. *Mrs. Louise Steedman, Roanoke, Va.*

A huge pure white of heavy substance which has performed nicely in my garden for the past three years. *John E. Pierce, Memphis, Tenn.*

**ALONA:** (Deforest, 1945) A very lovely, ruffled, pink blend with horizontal falls, a nicely proportioned flower that performs here. *Rogers, Texas.*

**ALPINE GLOW:** (Kleinsorge, 1945) Its subdued mulberry rose tones I remember. *R.S.S.*

**AMANDINE:** (Douglas, G. 1946) As perfect in form and carriage as Helen McGregor but a pure cool yellow self to the very heart of the flower. Late in the season the standards are more arching and hence less satisfying to me. *R.S.S., Nashville.*

My favorite of all Mr. Douglas' irises. A chartreuse creamy iris with nice shaped bloom. Holds up well in sun and rain. A deeper Caroline Burr. This is a worth-while iris. *Steedman, Roanoke.*

The finest cream in every respect that I have ever seen. The form is excellent and the color clear. There may be some slight bunching at times. *Hobson, S. C.*

The best light cream iris I have seen. Wonderful form and substance, yet fragile in appearance. *John E. Pierce, Memphis, Tenn.*

An impressive cream, and the first improvement over Snoqualmie to be introduced. *Wm. Cahoon, Birmingham, Ala.*

Very late, smooth, delicately toned cream, perhaps better described as an ivory white, nicely formed with good substance and branching with six increase to the rhysome. *Rogers, Texas.*

**AMIGO:** (Williamson, 1934) I prefer it to Louise Blake and expect to use it for years to come—not exciting but most worthy. *R.S.S.*

**ANNA WILLIAMSON:** (Cook, 1946) Along the color lines of Angelus. A pinkish blend in a bicolor type. Not too exciting. *Mrs. Steedman, Roanoke, Va.*

**ARAB CHIEF:** (Whiting, 1944) Coppery Nightingale type with no more substance. There are too many of these coppery browns introduced before breakfast. If the decision should be made in the late afternoon after a bout with a hot sun, many would still be numbered seedlings. *Steedman, Roanoke, Va.*

Late Nice. *R.S.S.*

**AZALEA:** (Nesmith, 1946) Individually the well-rounded flowers may be like many another but it formed a delightful clump of tinted ivory over a long season. *R.S.S.*

**AZURE SKIES:** (Pattison, 1943) Like its cool, light frills. *R.S.S.*

Not new, but new to me and worthy. *Wm. Cahoon, Birmingham, Ala.*

- BENTON PRIMROSE: (Morris ? ) On the lines of Suzette with the same delicate appeal. *R.S.S.*
- BERKELEY BLUE: (Salbach, 1942) A very nice blue, though with an erratic stalk this time due to the weather. *Steedman, Roanoke.*
- BERKELEY GOLD: (Salbach, 1942) Not new but good. *Cahoon, Ala.*  
This iris seems to make one of the finest clumps in the garden late in the season. The smoothness of the color leaves little to be desired. *Hobson, S. C.*
- BERTHA GERSDORF: (Sass, ? ) Like Moonlit Sea it is an oddity and that is about all. *Memphis, Tenn.*
- BLACK & GOLD: (Kleinsorge 1943) Like the even duller Royal Diadem a worthy introduction. *R.S.S.*
- BLACK BANNER: (Nichols, 1942) My choice of the "blacks" if it continues to show reasonable height. *R.S.S.*
- BLACK FOREST: (Schreiner, 1945) Rather small at Mr. Wills', but the blackest I have seen. *Ala.*  
Darker even than the Black Watch and a fine iris on a one year plant. More blue in it than in Down East or Blue Banner. On a one year plant the stalk was very short. *Steedman, Roanoke.*  
The darkest yet. The haft and beard are just as dark as the rest of the flower. The stalk seems rather short. *Hobson, S. C.*
- BLUE CROWN: (Washington, 1945) Distinctive and with all the charm of Gloriole. *R.S.S.*
- BLUE RHYTHM: (Whiting, 1945) Now here is an iris such as one dreams about. Nearer to a blue than the majority. Certainly one of the best ten I saw this year. Velvety texture in the falls makes it different from many of the light blues. The new bud is lovely. Several tints deeper than Helen McGregor or Alice Webb. These take on a lavender cast when one looks at them and then at Blue Rhythm. But it takes on a lavender cast if a bunch of flax is held near it. *Steedman, Roanoke.*
- BROWN THRASHER: (Kirkland, 1941) Especially rich as it opens and still a memorable flower and well-named. *R. S. S.*
- BRYCE CANYON: (Kleinsorge, 1944) A vigorous grower with the best form and substance of any iris I know in the color class. *Memphis, Tenn.*  
Merits the high praise heaped upon it. *Rogers, Texas.*
- BUFFAWN: (Andrews, 1940) seen as a one-year but nice and fading to a flesh self. *R. S. S.*
- BURGUNDY ROSE: (Hall, 1946) This suggests the seedlings we used to get five years ago when we crossed Mrs. Valerie West with Midgard. I can't see this iris, not even as a seedling. *Steedman, Roanoke.*  
Early, Nice. *R. S. S.*
- BURMESE GOLD: (Whiting, 1945) So many of these Prairie Sunset seedlings gets one confused. This one seems to be a vigorous grower and floriferous; branching nothing to get excited about, but it will probably be a good clumper. *Steedman, Roanoke.*  
Delightful, good shape, but confusion confound it. *R. S. S.*
- CARLTON: (Wills, 1945) Flecked badly this year with standards doubtful and insecure and with lovely color. *Rogers, Texas.*  
Nothing to get excited about. Same copper color and with no better substance than the others. The color is always so lovely on these iris when they first open but the standards soon flop. This applies to all of them, looking so much alike that the different originators could not tell their own from the others except by size. *Steedman, Roanoke.*
- CASA MORENA: (DeForest, 1941) Attracted everyone's attention in the garden. Extremely large, quite colorful, with substance, and performs admirably. *Rogers, Texas.*  
Just doesn't appeal though I love the brown. *Ala.*  
Tall—good branching—striking color but poor form. *Mrs. S. J. Barrett, Dallas, Texas.*



- CASCADE SPLENDOR: (Kleinsorge, 1945) Though I intend to buy it the color and texture look dull and not comparable to Bryce Canyon. *Ala.*  
Very colorful with four open blossoms cascading down the supporting stem in regal splendor. *Rogers, Texas.*  
A beautiful iris in both color and form, but on a one year plant it did not branch enough to display the flowers to an advantage. *Memphis.*
- CHAMOIS: (Kleinsorge, 1944) Well named—good form—better than Old Parehment. *Mrs. S. J. Barrett, Dallas, Texas.*  
Probably has the most substance of these coppers but not the good color that the others have. *Steedman, Roanoke.*  
Well-named as is Buffawn. *R. S. S.*  
On first sight this iris did not impress me but grew in favor. *Cahoon, Ala.*  
The ruffled flower is lovely, but much too large for the height of the stalk. As the second set of flowers open they become crowded and the lower ones are down in the foliage. *Douglas, Nashville.*
- CHANTILLY: (Hall, 1945) Mr. Hall is evidently correct to think that the ruffled edge gives substance for I saw this iris after a hard rain and it still looked in the best of condition. *Hobson, S. C.*  
A disappointment after seeing the picture. Unusual frill about the standards and falls. It is for the hybridizer's laboratory. But I saw it on a one year plant. It was completely overshadowed by the very fine iris Premier Peach, its next door neighbor. *Steedman, Roanoke.*
- CHICORY BLUE: (Douglas, G. 1942) Like Chivalry and a very old cengialti seedling called Cordon Bleu there is a satiny depth of blue that carries far better than the richer tones of Black Velvet or Down East. They are good on exhibit and even better in the garden. *R. S. S.*
- CHIVALRY: (Wills, 1944) A wonderful performer in every way. The best blue I have ever grown. *Pierce, Memphis.*  
Tops in the medium class. Tops, for that matter, in all classes. *Rogers, Texas.*
- CLOUD CASTLE: (Graves, 1944) Much better than Anitra—very pale blue. *Barrett, Dallas.*
- CLOTH OF GOLD: (Whiting, 1945) A beautifully branched deep yellow with flaring form and heavy beard. *Rogers, Texas.*
- COLORATURA: (DeForest, 1946) Superior in every way to Sunset Serenade, which is intended as high praise indeed. *Rogers, Texas.*
- COPPER CASCADE: (Kleinsorge, 1945) Compared with other coppers I just cannot see this one. *Cahoon, Ala.*
- COPPER GLOW: (Douglas, G. 1944) An increase of two and no bloom on a one year plant. An established clump has great garden value. A copper that glows. *Memphis.*  
The color of the standards is fine but the veined color of the falls is unattractive. *Hobson, S. C.*
- COPPER PINK: (Kellogg, 1941) or Copper Rose (Cook, 1941) Take your choice of glowing loveliness with enough depth to hold color even as they age. *R. S. S.*
- COPPER RIVER: (DeForest, 1945) Another medium sized copper blend. *Steedman, Roanoke.*  
Quite adapted to this area, strong and vigorous, with an increase of eight from a single rhizome. *Rogers, Texas.*
- CORTICA: (Sass, H. P. ?) Good falls that flare. Very good substance. *Barrett, Dallas.*
- CORAL MIST: (Grant, 1941) Vigorous and floriferous; a good rhizome produced three bloom stalks and five increase the first year. *Rogers, Texas.*
- DAYBREAK: (Kleinsorge, 1941) I dislike the contrast in tone between old and newly opened flowers—a common trait in blends. *R. S. S.*
- DESERT MOON: (Washington, 1945) At first glance the color of Amandine but deeper possibly later, in effect and in the distance—taller and almost as lovely. *R. S. S.*

- DESERT SONG: (Fay, 1946) Three irises come in the same color class. Rapunzell, the largest and deepest in color. Desert Song the next in tint of yellow and next best and Frank Drake. All are good but in my opinion they come in that order as far as quality goes. *Steedman, Roanoke.*
- DINAH SHORE: (Williams, 1945) A honey-orange of good substance, size and shape. *Ala.*  
Tall, well branched and an excellent grower.—*R. S. S.*
- DIVIDEND: (Douglas, G. 1944) Dividend is well named, for it gives that last return for all the spring-time efforts and keeps the yellows in the garden picture from Happy Days to the end of the cycle of bloom. The deep yellow flowers have splendid texture and do not become thin in the warmer weather and brighter sunshine, a most necessary quality for late bloom in California. *Mrs. Irma Pollock, Sacramento, Calif.*
- DIXIE SUNSHINE: (Milliken, 1944) This iris really adds a spot of color to the garden. The branching is very good. *Hobson, S. C.*
- DOWN EAST: (Tobie, 1943) Now outmoded. *Ala.*
- DREAM GIRL: (Hall, 1944) Lovely though outclassed. *Ala.* I agree. *R. S. S.*
- DREAMCASTLE: (Cook, 1943) A classic flower, well-poised, its lilac pink beautiful with the clear whites like Snow Drop or Sierra Snow. *R. S. S.*  
Good coloring but fades in Texas sun. *Dallas, Texas.*
- ELLA CALLIS: (Sass, H. P. 1942) Unusual coloring—good form and substance. *Dallas, Texas.*
- ELEGANS: (Smith, 1943) Among the best three or four clumps in the garden this year. *Rogers, Texas.* A neat flower. *R. S. S.*
- EXTRAVAGANZA: (Douglas, G. 1944) Even if it were not among the latest, its clear cut tones would be memorable and pleasant. The old score card had 20% for Outstanding Quality, that undefinable something that makes a variety remembered through the years. Like its forebears Reverie and Cortez this has it just as Amandine or Helen McGregor, Chantilly or Monnlight Seas each in its way. *R. S. S.*  
An outstanding amoena which is a thrifty grower. Bloomed six weeks after my first iris began to bloom. *Memphis.*  
It shows a family resemblance to Shah Jehan. Better quality to the falls without the light edge. The falls also seem a bit redder. When the bloom first opens the standards are a creamy yellow. They fade to a warm white. It has no pollen. Has good substance, branching slightly above average and the styles are striped. Gave a very good performance this year. *Steedman, Roanoke.*
- FAIRY LUSTRE: (Washington, 1940) With shared knowledge it is still surprising how the Douglas-Washington cool yellows still manage to be different. *R. S. S.*
- FORT KNOX: (Milliken, 1941) The color is very fine but the stalks seem to be very weak. *Hobson, S. C.*
- FORTUNE'S FAVOR: (DeForest, 1944) A tannish yellow with lavender flush on the falls. So what. *Steedman, Roanoke.*
- GALLANT LEADER: (Weisner, 1939) Just why it is not better than Garden Flame, Garden Glory or a handful of others I just do not see. *R. S. S.*
- GOLDEN EPAULETS: (Grant, 1946) Well-named, its value will depend on performance. *R. S. S.*
- GOLDEN SPIKE: (Whiting, 1940) Not as impressive even with its orange beard but quite delightful. *R. S. S.*
- GULF STREAM: (Fay, 1946) A good early deep purple self, not distinctively blue-toned. *R. S. S.*  
Nice shaped, deep purple, bluish in shade. "The depths of the purple sea." On a one year plant it has a rather short stalk. It is larger than Vatican Purple. Flarcs nicely. *Steedman, Roanoke.*
- GYPSY BARON: (Schreiner, 1942) It is turning out to be a good "clumper." Everybody who likes the "plics" can certainly get a lot of different kinds and types. Oh well there are lots of "plic" fans. *Steedman, Roanoke.*

- HARRIET THOREAU:** (Cook, 1944) A favorite type in color about ten years ago, but it is floriferous and makes a clump. I wonder how it got by the critics and was introduced. *Steedman, Roanoke.*  
Harriet Thoreau and Dreamcastle are in a class of their own, the latter better this year in Nashville. *Ala.*
- HELEN MCGREGOR:** (Graves 1946) Substance, heavy; color, beautiful light blue with a frostiness; branching, grand; texture, just what you like; shape, lovely. Falls have a white flush about the beard. It is a very fine iris. If any fault it has shorter standards perhaps proportionately than the ideal iris. I hope it doesn't prove a comet. If New Snow were chosen as Queen of May then Blue Rhythm would be Maid of Honor and Helen McGregor, Alice Webb and Sylvia Murray would be in the court of honor. *Steedman, Roanoke.*  
An exceptionally interesting light blue that performed well with five increases. *Rogers, Texas.*  
A flower of distinction. The form, color and substance do not lack; however the stalk seems to be short sometimes. *Hobson, S. C.*  
Of the iris I saw for the first time this year Helen McGregor was the most outstanding. It is a light blue that has just about everything. *Memphis.*  
My plaudits unneeded—may it be more prolific than Dalmatica Princess Beatrice, its beautiful predecessor. *R. S. S.*  
I also can rave. *Cahoon, Ala.*
- HILJA MIA:** (Taylor, 1943) Very large colorful flowers on stalks too weak to hold them upright. *Hobson, S. C.*
- HOOSIER SUNRISE:** (Lapham, 1942) A rose bicolor blend that I prefer to Prairie Sunset despite the time of day. *R. S. S.*
- ILSE LOUISE:** (Smith, K. 1943) I failed to see anything of beauty in this iris. *Memphis.*
- INDIANA NIGHT:** (Cook, P. 1942) Having coddled this one for three successive years to no avail, it is being discarded. *Rogers, Texas.*
- JAKE:** (Sass, J. 1943) Fair branching, tall, the individual bloom not as good as Alba Superba. *Steedman, Roanoke.*
- JASMINE:** (Grant, 1944) A very smooth golden yellow, tall, well-branched. *Zink.*  
I look forward to judging an established clump in a good season. *R. S. S.*  
One of the best new yellows. A good grower. *Memphis.*
- JASPER AGATE:** (Williams, Mrs. T. A., 1941) Not tall but a bright copper red. *Ala.*  
A must in red—has everything. *Barrett, Dallas.*  
Nice in a clump but unimpressive on a single plant. *Steedman, Roanoke.*
- JAVA SKY:** (Wareham, 1942) A medley of color with good growth but there are still better values. *Ala.*  
A painter's iris only. *R. S. S.*  
The most over-advertised iris I have ever seen. *Memphis.*
- KATHERINE FAY:** (Fay, 1945) A clear white but it reminds me of wrinkled bed linen. *Ala.*  
A very fine white in all respects. *Hobson, S. C.*  
A very good white that performs well. *Steedman, Roanoke.*  
Produced two bloom stalks on a one year plant with an increase of nine. *Memphis.*
- KATHERINE LARMON:** (Graves, 1942) The charm and garden value of Afterglow, Mady Carriere, and Dolly Madison, far bluer than the usual coppery blend. *R. S. S.*  
A Midwest Gem type, that is just like a lot of the others. A pinkish tan. *Steedman, Roanoke.*
- LADY BOSCAWEN:** (Graves, 1946) A white with fine form, a large flower, fine placement and great carrying power in the garden. *Hobson, S. C.*

- Another good iris. A well shaped iris, with good substance that took all the attention from Franconia blooming next to it. One of the best of the new whites. Has no chance by New Snow, though it seems whiter. *Steedman, Roanoke.*
- LADY MOHR:** (Salbach, 1943) Quite controversial. When first seen in other sections, it was astonishing, to some astounding, to others very beautiful indeed; but in my garden over a long period of bloom the flower ingratiated itself into my acceptance of it as a really good iris. *Rogers, Texas.* I was rather impressed. It is a worthy addition. *Ala.*  
First year plant had increase of two and bloomed. It is certainly different from the other Mohr iris but will have to show considerable improvement in an established clump for me to like it. *Memphis.*  
This iris has always been a puzzle to me. I am very much attracted to it always, and yet I haven't made up my mind that it is pretty nor that it has any real garden value. I'm sure that it will be a great help in breeding. *Hobson, S. C.*  
A real disappointment. *Dallas, Texas.*  
A must for trial despite the curious contrast of gray and sulphur. *R. S. S.* Did alright but I am still unimpressed. The signal spot is a nice idea but honestly it suggests a larger Zwannenbergr or Miss Muffet to me. Maybe I will have to eat these words when I see it in a clump. *Steedman.*
- LADY OF SHALOT:** (Schreiner, 1942) Perhaps the best of about 25 or 30 looking like the Dionne quint, using whatever is the word that stands for thirty identicals. *Steedman, Roanoke.*
- LOVELY MELODY:** (Smith, R. 1945) Ditto! Ditto! Ditto! Another "plie." *Steedman, Roanoke.*
- LAKE BREEZE:** (Fay, 1945) A very nice iris, evidently a relation of Gloriole. Good substance. Not as large as Cloud Castle, along the same color line. More blue than in Gloriole. *Steedman, Roanoke.*  
A fine light blue iris with broad flaring falls. *Memphis.*  
A very fine iris indeed. *Rogers, Texas.*
- LAKE GEORGE:** (Smith, K. 1945) Near the top in the medium blue class. *Rogers, Texas.*  
I can't see the improvement claimed. *Ala.*
- LAKE HURON, LAKE SHANNON:** (DeForest, 1945) These iris are the same shade of blue. Lake Shannon is a self the same shade as the standards of Lake Huron. The falls of Lake Huron are a deeper shade; these pinch too much. It is a dependable iris and much taller, though Lake Shannon was only a one year plant. These and Blue Rhythm are the bluest to date that I have encountered. Of the two Lake Shannon is the better shaped. *Steedman, Roanoke.*
- LAKE SHANNON:** (DeForest, 1945) Another lake that requires too much imagination. *Ala.*  
This iris really gives the garden a blue that is so much needed. The form is pleasing but as I saw it the stalks seemed short. *Hobson, S. C.*  
The best branched of all of the newer blues and among the very finest of the mediums, with flaring falls, closed standards, somewhat ruffled with substance and eight increases from a single rhizome. *Rogers, Texas.*
- LEILANI:** (Washington, 1943) I think that with Spindrift (Loomis, 1944) this is giving us the best form and carriage of the group. Its falls are flushed rather than lined but they are equally charming in a clump. *R. S. S.*  
On a two year clump performed very much as it did in Nashville in 1944. The color is deeper than the other orange pinks, and while the "fashionable" zebra stripes on the falls adds to the depth of color some observers wished that it had been a "self." *Sacramento.*  
This year I had a Leilani seedling almost identical with its parent except that it had no lines on the falls. It was far less attractive than its parent and I threw it out. *Douglas, Nashville.*

- A two year clump put on a show with five bloom stalks. Removed six plants from this clump last August leaving only one, this year there were seven fans, three of which bloomed. *Memphis*.
- LOUISE BLAKE** (Smith, K. 1943) Has all the interest of Amigo plus added size, but like some garden pixie, never quite comes out of hiding in the foliage. *Sacramento*.
- LOVELY DAY**: (Hill, 1940) This, White City (Mur. 1939), And Thou (Graves, 1942), White Wedgewood (Grant, 1943) and a neat Douglas seedling all have a similar garden value—white shaded with blue, the bigger ones a bit pinched in the falls. *R. S. S.*
- LYNN LANGFORD**: (Hall, D. 1946) Large deep orchid with a bright golden throat and beard. *Geo. Zink*.  
A Hall production with the usual good general characteristics, though short on a one year plant. A lavender and yellow color scheme. It has a large bloom. *Steedman, Roanoke*.  
The truest and best lavender in commerce. Performs quite well. *Rogers, Texas*.
- MAIDEN BLUSH**: (Hall, D. 1943) This iris while beautiful when it first opens up tends to burn here just a little, but as a yellow and tan blend it has nice shape and performs rather well. Branching could be improved. *Steedman, Roanoke*.
- MASTER CHARLES**: (Williamson, 1943) One may pick flaws in its form but it makes an unmistakably brilliant clump. *R. S. S.*
- MATTIE GATES**: (Sass, R. 1945) Like Golden Fleece, but a deeper tint, and a more finished iris. *Steedman, Roanoke*.
- MELODIST**: (DeForest, 1946) Quite gay in color. About the size of Golden Russet and same shape. A sort of self in copper, with *mirabile dictu*, substance for a copper-toned iris. Has a family resemblance to Mr. Hall's iris in general qualities. It does not fade in the sun and later notes say the rain did not hurt it. *Steedman, Roanoke*.
- MEXICO** (Kleinsorge, 1943) Good—splendid in my garden. *Dallas*.
- MISSION MADONNA**: (Essig, 1942) A good cream but not as fine as Golden Madonna (1940). *Hobson, S. C.*
- MISTY GOLD**: (Schreiner, 1943) and Moonlight Madonna and the last for me. *Ala.*
- MOONLIGHT MADONNA**: (Sass, J. 1943) Give me the Madonna. *Cahoon, Ala.*
- MISTY ROSE**: (Salbach, 1943) Quite lovely in a clump. Branching average. A bicolor smoky pink blend. A little different from the usual colors. *Steedman, Roanoke*.
- MOONBEAM**: (Sass, H. P. 1943) Between Rapunzell and Tiffanja. *Steedman, Roanoke*.
- MOUNTAIN SKY**: (Milliken, 1941) Earlier and as nice as Tishomingo. *R. S. S.*
- MOUNT HERMON**: (Lowry, 1942) I saw this on a one year plant, but it was not at all impressive. It was growing right next to New Snow and that made matters worse. The substance was all right, but the Fishburn seedling was a dozen laps ahead of it here. But another year it may be better on an established plant. *Steedman-Roanoke*.  
A very disappointing white iris. *Hobson, S. C.*
- MOUNT TIMP**: (Muhl, 1945) Just another plicata. *Hobson, S. C.*  
Another "plic" of course. *Steedman, Roanoke*.
- MULBERRY ROSE**: (Schreiner, 1941) So brilliant that I suspect it has an orange beard and it has the rare garden value of Master Charles. *R. S. S.*  
Good in partial shade—will not take our Texas sun. *Dallas*.
- NANCY HARDISON**: (Douglas, G. 1945) A nice late peach blend. *R. S. S.*
- NAUGHTY MARIETTA**: (————) A very interesting blend. The standards are tan; the falls lavender. The flowers are very large and have good form and substance. *Hobson, S. C.*

- NEW HORIZON:** (Fay, 1946) Rather appealing with clear flamingo pink standards and falls slightly more creamy, with good substance though narrow segments—certainly it is beautiful. *Cahoon, Ala. Nice. R. S. S.*
- NEW SNOW:** (Fay, 1946) I am wondering what those judges are going to do now who have given other irises a rating of over 90. Because that would mean that New Snow would have to get over a hundred as it was here in Roanoke this year. If we are picking an iris for the queen of the garden for 1946, in Mr. Fishburn's garden it would be New Snow. Beautifully shaped, texture and substance extra good, branching excellent, altogether a grand iris. I hope it doesn't turn out to be a comet. But I have been fooled so often that I will wait another year before I say tops for all irises. *Steedman, Roanoke.*
- NORTHMAN:** (Douglas, G. 1943) Has such good magnolia-like texture and I like it better than Sharkskin this year. Both do well here. *Steedman, Roanoke.*
- OKLAHOMA:** (Mitchell, 1945) A tawny pearl in color with a lavender flush on the fall. Not a bad color, and it has a nice shape. Oh well! *Steedman.*
- OLA KALA:** (Sass, J. 1943) For color there is no iris that can stand the competition of this fine deep yellow. *Hobson, S. C.*  
What a yellow. It has absolutely everything. *Dallas.*
- ORANGE GLOW:** (Cassebeer, 1943) A brilliant bicolor plus an orangy haft—it seems to swing between Copper Pink and Copper Glow (Douglas, 1945) with its blue flush below the beard. *R. S. S.*  
Maybe the glow is orange but the flower is a combination of copper, bronze and yellow, rather bright and a fine iris. *Ala.*
- ORCHID LADY:** (Salbach, ?) If it is always as late I should want it and the lilac pink tones (more lilac than Dreameastle) are excellent. *R. S. S.*
- OREGON TRAIL:** (————) Good branching but fades quickly. *Dallas.*
- OVERTURE:** (Hall, 1944) A pinker iris than Premier Peach, but Premier Peach has the best shape. One of the first of these new pinks to get away from the Spindrift shape. Now if we can get the pink of Flora Zenor on an iris shaped like Premier Peach then we will be getting along the road toward "That Pink." *Roanoke.*
- PAINTED DESERT:** (Milliken, 1942) A curious brownish blend with more purple and some yellow in the color scheme. A rather sombre iris; it has good branching and some veining. Like Misty Rose it manages to be different in its color class. *Steedman, Roanoke.*
- PATRICE:** (DeForest, 1945) A nice rosy plicata. This makes the 141st variety of this color class. *Steedman, Roanoke.*
- PEACH GLOW:** (Kleinsorge, 1943) Another of the peach toned irises. Everybody is getting them now. *Steedman, Roanoke.*
- PHOEBE:** (Douglas, G. 1941) An excellent predecessor to Amandine and with a deep green gold throat—lovely to my mind. *R. S. S.*
- PINK REFLECTION:** (Cook, P. 1942) Pink Reflection and Coral Mist, California Peach Daybreak, Ballet Girl, Remembrance, Overture, Lori May, and I think Pacific Sunset are all pretty true selves in effect, most delightful as the flowers open, and too soon washed out in the Nashville sun. The first and last tend to be a bit on the late side. *R. S. S.*
- PROVOST:** (Muhl, 1945) Very dull, very uninteresting. The stalks are weak and the growth very poor. *Hobson, S. C.*  
Standards and edge of falls a smoky rose, lavender flushed falls. Probably introduced because it has average good branching. *Steedman, Roanoke.*
- PRECIOUS:** (Mitchell, 1945) 142nd of same class, the "plies." *Steedman, Roanoke.*
- RANGER:** (Kleinsorge, 1943) In my notes it is all mixed up with Deep Velvet, Red Valor, Redward, Resolute and a dozen or two more, but even as a single stalk it was one of the few I did not have to look at the tag on each successive visit. Hence it must have been a bit taller and bigger this season. *R. S. S.*

- A beautiful red and a must for me. *Dallas*.
- RED AMBER:** (Loomis, 1942) I like both the rose tone and the added depth far better than in the lighter buff or what will you blends. *R. S. S.*
- REDWARD:** (Cook, 1942) Still the reddest of those introduced. Lapham has a small red one-year plant here with no other good quality than its red color. It should be in the laboratory garden of all hybridizers. So should Redward. If I could have a choice of either Flamely, Action Front or Redward I would choose Redward any day. Red Douglas and Red Valor are still the tallest and of course they are not red. They are positively purple when grown right by Redward. Red Gleam is shorter and darker. *Steedman, Roanoke.*
- RED WYNE:** (McKee, 1945) So very rich and handsome when it first opens, it is another step toward the red we have in our mind as to what constitutes red. On a one year plant it was too short. There is some green along the backbone of its standards. The falls are a rich velvet. *Steedman, Roanoke.*
- RELIANCE:** (Washington, 1943) Good quality throughout and each time I saw it I recorded it now with City of Lincoln and now with the Orange Glow group in softened brilliance. One wonders just when the true variegatas and the rich blends will become indistinguishable. *R. S. S.*  
It is too bad this flower is not better known. *Ala.*
- REVELLE:** (Tobie, 1944) You will have to look close to see any difference between Reveille and Melitza. *Memphis.* Much more of a self—better shape. *R. S. S.*
- ROCKET:** (Whiting, 1946) A very vivid iris that is deeper than Ella Callis and both of these can hold their own against even the sunlit Hunnemanian. Several sister seedlings were vivid too but many a lap behind Rocket. It could be taller here. Mr. Tompkins has Damascus along the same lines and so does Mr. Hall have a similar seedling, but not as vivid a coloring. *Steedman, Roanoke.*
- ROYAL DIADEM** (Cassebeer, 1946) Very late—duller a bit than Black Gold. *R. S. S.*
- RUSSET WINGS:** (Wills, 1946) On a one year plant had a large flower of bright russet—standards a bit short. *Zink.*  
One of the finest brightest blends. Most desirable. *Hobson, S. C.*
- SAILOR BOY:** (Washington, 1942) I always liked the old Rose Dominion and I like these strawberry red tones also. *R. S. S.*
- SIERRA PRIMROSE:** (Essig, R. 1942) A pale yellow with brownish markings about the haft. *Steedman, Roanoke.*
- SIERRA SNOW:** (Kleinsorge, 1939) One of the few whites out of some fifty that greeted me in my first two weeks back on the job that I remember well. *R. S. S.*
- SNOWDROP:** (Douglas, G. 1942) Large for its name but satisfying even if its originator considers Priscilla (Whiting, 1942) more pure. *R. S. S.*
- SNOW FLURRY:** (Rees, 1939) Beautiful this year—form and branching good. *Dallas.*
- SNOW VELVET:** (Sass, H. P. 1942) Unexcelled substance, its white clarified by the lemon beard. A pure white as are Franconia, Mount Blanc, Matterhorn, the well named Snow Flurry, and the late enormous The Capitol. I rather dislike those with a Gudrun haft. *R. S. S.*
- SOLID MAHOGANY:** (Sass, J. 1944) Well-named and why not some mahogany for the terrace if not the garden. *R. S. S.*  
Darkest of reds—well named—good substance and branching. *Dallas.*
- SONRISA:** (DeForest, 1942) Lots of veining. We are well stocked up on these copper blends. *Steedman, Roanoke.*
- SOUSON:** (Essig, 1945) A very showy garden iris in the cream class. It is tall, well branched and floriferous. *Memphis.*
- SPINDRIFT:** (Loomis, 1944) Wax-like in substance—delicate coloring. *Dallas.*  
I like its good proportion, though small—also the bi-color. *R. S. S.*

- SUNSET SERENADE: (Sass, J. 1943) Must we go over all this again. Look up what I said about all the other coppers, with a pinkish tone that came from Prairie Sunset. *Steedman, Roanoke.*
- SUZETTE: (Knowlton, 1945) A good performer. You will like this one even if you do not care for plicatas. *Memphis.*  
For those who like plicatas there is no doubt that this one will please. *Hobson, S. C.*  
A creamy "plie" that some people think is the best of the lot. I couldn't tell any of them from each other, but Suzette was a one-year plant here. *Steedman, Roanoke.*
- SYLVIA MURRAY: (Norton, 1944) Largest of blues—good form, good branching and well worth a place in anyone's garden. *Dallas.*  
A very large, very fine light blue. The form is pleasing. *Hobson, S. C.*  
A lovely stalk, its paleness fading. *R. S. S.*
- TAPESTRY ROSE: (Hall, D. 1942) Did well in every garden here this year. Big handsome blooms along the lines of Daybreak in color. The latter gets the nod. *Steedman, Roanoke.*
- TEA ROSE: (Whiting, 1944) Grows all right but bunches badly. A pink blend. *Steedman, Roanoke.*
- TIFFANJA: (DeForest, 1942) A very fine clean cut flower of good form on a well-branched stalk. I would prefer darker markings. *Zink.*  
A bit deeper than Suzette and hence a bit more valuable in the average garden. *R. S. S.*  
Here is an iris I have to eat my words about. I was not impressed the first year I saw it, but ever since then each year it seems better. In Mrs. Blake's garden last year and in Mr. Fishburn's too it has done well and a good performer. You can't go wrong on choosing this iris. *Steedman, Roanoke.*  
Has everything—good form, color, branching. *Dallas.*
- TITIAN LADY: (Douglas, G. 1941) A grand step towards the pure white of Snow Velvet with a red beard. *R. S. S.*
- THE CAPITOL: (Maxwell, 1945) A lovely big whale of an iris. The stalks are not overly stout for the huge blooms. How I would like to make an immense church arrangement using this iris or Snow Carnival. It has lovely texture. Why hasn't someone named one of these big white whales Moby Dick? *Steedman, Roanoke.*  
The contrast of the pure white and the gold about the center of this flower is most striking. The flower catches the eye even at great distances. *Hobson, S. C.*
- THE RAVEN: (Whiting, 1944) A very dark purple like Master Charles but not as good. Falls flare, bloom is medium but for richness of color and beauty Black Banner or Black Forest get the nod. Master Charles is tallest of all and really does well in Roanoke. *Steedman, Roanoke.*
- VISION FUGITIVE: (Wareham, 1942) Largest iris I have ever seen—cream with a lemon beard. A must for me. *Barrett, Dallas, Texas.*
- WORTHINGTON: (Cook, 1943) A pinkish dark blend. So what. *Steedman, Roanoke.*  
Its deep rose-plum is in its favor. *R.S.S.*  
Two tall spikes on a one year plant with five open flowers made a colorful display in my garden. *Douglas, Nashville.*



SCIENCE SERIES—General Genetics Program A. I. S.  
Scientific Committee 1946

■ THE Scientific Committee is interested in obtaining additional information on the inheritance of flower color and other important characteristics of iris varieties. Approximately 150 of the nearly 200 returns already received from Questionnaire 2 have indicated an interest in hybridizing and a desire to cooperate in a genetics program. The accompanying series of crosses was prepared for distribution to these cooperators. It is regretted that it has not been possible to issue this material in advance of the blooming season in the southern states.

To be of scientific value crosses must be carefully made to minimize the possibility of insect contamination, and the results obtained from them must be accurately recorded. Each person is to decide for himself which crosses he will make and the number of seedlings, if any, that he will grow. Provisions will be made for growing surplus seed. To obtain uniform results hybridizers are urged to conform to the following procedure.

1. In making pollinations select anthers from fresh blooms and be sure that the flowers to be pollinated have not been visited by insects; flowers with any trace of pollen adhering to any one of the three stigmas should not be used. Crosses may fail because of genetic incompatibility, weather conditions, or poor technique. We hope to learn something about crossability by having different people in different parts of the country make the same crosses with the same technique. Beginners are referred to the article by Kenneth Smith in Bulletin 93 for additional information about making pollinations.
2. In making individual crosses from 4 to 6 blooms should be pollinated, either on the same day or on different days, to provide an adequate test of crossability and sufficient seed for genetic analysis of seedling progenies.
3. After completing a cross, a record should be made of (1) the parent varieties listing the seed parent first, (2) the number of flowers pollinated, (3) the number of pods formed, and (4) the number of seeds harvested per pod. The seeds from each pod should be harvested *separately* so that untrue crosses can be detected by comparing the seedlings from individual pods of the same cross.

4. Harvest the seed as soon as the pods are mature and begin to open at the top. Dry the seeds thoroughly in shallow containers, either in the sun or in a warm dry place, as soon as they are harvested. Seeds left in the pods after they are harvested often become diseased and fail to germinate.
5. Instructions for recording seedling data will be issued later. Seed which hybridizers do not have facilities for growing should be mailed as soon as it has been thoroughly dried to L. F. Randolph, A.I.S. Scientific Committee, College of Agriculture, Ithaca, New York.

#### CROSSES TO BE MADE IN 1946

- A. Crosses that should set seed readily. In making these crosses either variety may be used as the seed parent.

Brunhilde × Sable	Gudrun × Great Lakes
China Maid × Snow Flurry	Jean Cayeux × Radiant
Dymia × Blue Peter	Junaluska × Christabel
Fair Elaine × Golden Treasure	Los Angeles × Mattherhorn
Gloriole × Great Lakes	Ola Kala × Ming Yellow

- B. Crosses that may be difficult to make either way.

Amigo × City of Lincoln  
 Angelus × China Maid  
 Shah Jehan × Wabash  
 Wabash × Frank Adams  
 Wabash × Great Lakes

- C. Intercrosses of light and medium blues such as Great Lakes, Sierra Blue, Mountain Sky and various others, are desired as a possible source of recessive whites.

- D. Test crosses of the new pinks with tangerine beards to parent varieties that are presumably heterozygous for the tangerine beard, and intercrosses of varieties in the percentages of the new pinks. Suggested crosses.

Airy Dream × Dog Rose  
 Morocco Rose × Melitza  
 Morocco Rose × Spindrift  
 Rameses × Flora Zenor  
 Venus de Milo × Jeb Stuart

- E. Intercrosses of whites and pale yellows derived from plicatas, as Matterhorn, Elsa Sass, Miss Bishop, Jake and Snow Velvet; also backcrosses to the parent plicatas, Tiffany, San





**A New Method of Treating Root Rot.** Last Spring in uncovering my iris, I discovered that a clump of Gloriole was afflicted with root rot. Not long before that, a doctor had made the remark that potassium permanganate was a powerful drying agent. I knew that it was used in medicine as a fungicide and wondered whether it would be as effective in treating fungus on plants.

I tried using a strong solution of potassium permanganate—5 grains to one pint of hot water allowed to cool before using, applying the solution directly on the soft part and soaking the ground about twice a week. (Perhaps oftener would have been better.) In just a few weeks, all traces of rot had disappeared and the rhizomes were sound and healthy looking. The amazing part of it was that the plant bloomed as though nothing had happened.

A little later in the summer, a seedling near the first plant developed the same trouble and so I tried the same treatment with it. It responded in the same way. And best of all, it produced an increase of four new rhizomes.

Obviously this method is much simpler than the old method because it eliminates the necessity of lifting the plant (and thus disturbing it) to cut out the diseased parts. And the soaking with corrosive sublimate or dusting with either sulphur or powdered gypsum is not always effective in checking the rot. At best, the old method was messy business. I hope that if others try this way, they will have the same good results that I have had. *Jeanne M. Perrigo.*

---

**Pollination.** “Some years ago there was a discussion as to whether pollen applied to a single stigma was sufficient to fertilize all ova in the three cells. If you study the articles on Pollen Tube Behavior (No. 51) you will see that there is no mechanical reason that would prevent it though you would probably get more seed by fertilizing all the stigmas. The pollen tubes grow at random through the perianth tube.” *From A. W. Mackenzie.*

**Germination.** “Colchicine treatment of seed or of developing ovaries, has been fairly successful in doubling the chromosomes in some plants, thereby increasing size rather than changing other characters, but first attempts to apply it to iris seed only killed the seed and didn't promise any royal road to heart's desire.” *From J. Marion Shull.*

“You may be interested to know that I am working out Prof. Randolph’s method of embryo seed culture (No. 97) and have had wonderful success. I just transplanted the “babies” (Jan. 26th) and keep them in a covered aquarium. I only tried 23 seed out of a pod from Alice Harding and had 100% germination. This year I will start earlier so as to have them bloom next year. *From M. Fred Stuntz.*

“In 1943 I planted no iris seed as we were expecting to move and in 1944 I could do no crossing as we were moving. After reading Mrs. Lothrop’s prescription for hastening the sprouting of iris seed I tried it on my old seed, keeping them in the refrigerator from ten days to a month. During that time I made three plantings, some from the same crosses. From the first only two seeds came up, from the second one seed from each of two separate crosses and all from a cross of unnamed pinks, and in the third planting only the unnamed pinks germinated. Now why these seeds should come up so well when they are the same age, treated the same, and planted in three separate places at different times while practically no others germinated, seems rather unusual. There must surely have been some strain in the breeding which made the seeds more viable. When the last planting was made there were many seeds left. I threw them in with a scattering of peat moss on the viola bed. To my surprise those came up finely inside of two weeks and I am wondering if the others, planted one inch deep as recommended, were not too deep for our soil. I am now planting in boxes for better care. I remember reading that Prof. Essig said that he had found no difference in planting newly harvested or dry seed—all waited until spring. *From Mrs. F. W. Fitzpatrick.*

“As to the response of iris to length of day, I have never seen the results of the original experiments referred to in literature. I have only verbal report that the iris was not responsive to this influence. (In marked contradistinction to the chrysanthemum. Ed.) Temperature alone would seem to be the determining influence in iris as you might guess from what happens when we get an extremely early period of warmth as in the last two springs. Length of day is steady year after year but temperature and moisture are not.”

“While reminiscing and reporting I might append a hitherto unreported experiment of my own dating back to the days when

height was a major desideratum. A clump was surrounded by a cylinder of dark paper, thirty inches high and a foot or more across so light could only reach the scapes from above. They refused to stretch or reach up as so many plants do and grew only to normal height with a complete blighting of all flower buds." *J. Marion Shull.*

---

## "AS TO SELLING PEDIGREED SEED"

E. O. JAMES, *Calif.*

■ As to the suggestion that breeders sell pedigreed seed, let us consider the aftermath. I will choose an immediate instance. I have on my desk at this moment a bag containing sixty plump seeds of (Alcazar × Seedling 17) × Moa. Seedling 17 is an unnamed Mesopotamia × Parisiana, given me by Mr. Mitchell: its outstanding quality was an unusually fine gold beard with rich golden hafts. The Alcazar × Seedling 17 is, to my mind, a very lovely thing with a luminous topaz dome and richer center than Alcazar. Moa, the pollen parent, should put into this combination something of the rich texture of the Dominion race. Now it happens, because this mating too nearly duplicates another, and because I am crowded for room, that I shall not plant this seed. What is it worth? The same old problem. I can predict with fair confidence the probable result. I should expect that a few of the best seedlings of the twenty or more that might grow to maturity would rate in the middle, or possibly the upper, 80's. Since nature occasionally (?) surpasses man's calculations, it is barely possible that one seedling might rate 90. Suppose I sell it. What is a fair price? Four years ago I might have paid ten dollars gladly for just this packet of seed. The Dominion glamour was very strong in my mind then. (The fact that I am not planting this seed this fall because I have better seed would call for a chapter on one's growing sense of iris genetics.) Well, waiving the price of the seed (and I know I couldn't sell for what would amount to a Woolworth clerk's wages for the time spent in producing it), suppose I sell it to a novice. What then? He plants it, hovers over the sprouting seedlings, waters them, transplants them, cultivates them for two or three years. When they bloom, *they must be wonderful*. Has he not paid a dollar for the seed and lavished two or three years' care upon the plants? They simply have to be fine. His friends all visit his garden and exclaim. They invent

names for every seedling—or for at least half of them. Now tell me, in what way should we be better protected from an inundation of mediocrity? This novice grower has not two or three thousand other seedlings to sober his judgment. Why will he be a better critic than I? Or why will his novice friends be better critics than the exceedingly hard-boiled jury who will judge the seedling in my garden? Or put the case that the novice buyer fails to get germination (and the chances are that he will fail); or that, getting it, he fails to find at least 90 per cent of potential Ambassadeurs or Dominions in the result. Will he not say, then, that I cheated him? He has lost a dollar and a lot of time, and I am a fraud. (If he could only see my discard heap, he would know that the breeder, too, has disappointments.)

You see, it all comes back to the one thing: you have to depend upon the breeder's knowledge and integrity. What *is* pedigreed seed? The seed resulting from mating the two highest priced irises in the garden? Or the two with the highest symposium rating? Such seed might not be worth ten cents a quart. I will give to any inquirer the bag of seed described. I will not give another bag of seed from a mating of two unnamed and utterly unknown seedlings. The latter has a much higher value to me: but if I went into the seed-selling game I couldn't sell Seedling 31 × Seedling 45, even though I know it is worth double Aphrodite × Dominion (a mating which I have not been foolish enough to make.) If a breeder cannot be trusted to select and sell a good seedling, can he be trusted to sell really valuable seed? And if the buyer balks at paying five dollars for a good seedling, will he be willing to pay a price for seed that will represent a clerk's wages for the investment, time and knowledge required to produce it?

After all, what is a fine iris worth? What do our wealthier garden lovers pay for oriental rugs, automobiles, etchings, antiques, pearls? Is there one iris lover who can truly say that he has not paid more for something involving either vanity or whim or fashion, than for an iris?

Let us have test gardens, jury ratings, free exchange of critical opinion. Severity of competition will increase: and out of it will come irises as much finer than the average of to-day exceeds that of forty years ago.

This is reprinted from No. 25, October, 1927 in reference to advertised sales of "Pedigreed Seed." Ed.



## ASK ME ANOTHER

*Forcing.* Mrs. Miles from Shaker Heights, Ohio, asks about forcing and reports success in 1942 with the Dwarf Bearded while Mr. Bloese succeeded with Crystal Beauty and William Mohr. Little success at least for flower show purposes has been reported though I quote from the "Manual of the Iris" by C. S. Harrison, published probably about 1912 and highly commended by J. Sass. At that time Mr. Harrison reports annual sales of \$25,000.00 and though less well-known than Bertrand Farr he was one of the first promoters of the Iris.

"Take some strong clumps, not too large, say two or three years old. Leave the earth on them, take them up just before the ground freezes, put them in large pots and place in a cool cellar. It will not hurt them to freeze. If they do let the frost come out gradually. Then bring them up to the light and put them in a south window and you can have flowers through February and March, and by planting white ones you can have Easter flowers and with care you can cover almost half the year with iris blooms. Grown in the house they will be more beautiful than if grown out of doors."

The bearded irises have been frequently forced or held back in cold storage for relatively short periods of time but the fact that few have ever been featured in the big March shows reveals the uncertainty of such attempts. It is probable that there would be a higher percentage of success if selected rhizomes were planted in pots or tubs in the previous July.

*Propagation by Division.* From Farmer's Bulletin 1406. B. Y. Morrison, Jan. 1926.

"Nearly all irises can be increased by division of the roots. The bulbous sorts divide, and the small bulbs which form about the base may be removed and grown to flowering size. The sorts which grow from rhizomes are more easily managed. An iris rhizome grows along with annual growths until it produces its terminal flower stalk. In order to carry on the growth at least one lateral branch is produced on either side of the flower stalk and these grow on until they in turn flower and produce branches. When the propagator takes such a root he cuts it at any joint and the terminal portions will continue immediate growth from the already developed shoots. The remaining portions will produce growths from various dormant buds along the rhizome.

“Because a rhizome is morphologically a stem it bears dormant buds which could produce new stem growth at the base of every leaf. Theoretically, therefore, if the rhizome were cut into small sections, each with a dormant bud, there would be a plant resulting from each portion. In actual practice this is not altogether successful, and such extensive propagation would so weaken the strength of the variety that it would show a marked decline in constitutional vigor.

“For garden purposes therefore a moderate rate of division should be practised and the operation should not be repeated more than is required, usually every third year.

“In plants where the rhizomes are more slender or where they are crowded into close masses, as among the apogons, the parts are too small to make a division into sections practicable. In such cases the clumps are best lifted, the earth shaken away, and the mass divided with a sharp spade or heavy knife.

“The bearded irises should be divided immediately after flowering in order that the new pieces may establish themselves in time to produce the embryonic flowers for the next season before frost comes. The beardless irises may be divided at the same time but spring is a better time for both beardless and crested irises and, if they can be lifted and divided just as growth commences the success is even greater. In all cases where irises are lifted in leaf, the foliage should be cut back to reduce the evaporating surface.”

In Nashville this spring, injury from freezing and rot was such that the extreme methods of propagation from leafless rhizomes was required in some varieties.

For a few years Miss Sturtevant tried intensive propagation, cutting the rhizomes to 1 inch square pieces and placing them in a layer of sand in a frame. Then, with careful watering, sprouts were almost invariably produced of a mere seedling size but unfortunately few matched the true vigor of an average seedling and all took an added year to make saleable rhizomes. In other words a good average grower would produce more saleable roots than any intensive cutting. It did help, however, to detach small natural rhizomes when they appeared and grow them apart from the mother plant which, normally, proceeded to form new sprouts immediately. This left the original stock almost undisturbed and tended to produce more good plants.

## THE QUESTIONNAIRE

■ THE membership deserves many thanks. There was a heartening response of over 200 to the questionnaire, many offers of cooperation and much varied information that awaits further analysis. Dr. Randolph rushed out an outline of recommended crosses, etc., so that we can consider the genetic program actually under way in many sections of the country.

The returns included a variety of odd notes that will find space in the BULLETIN and a few statistics based only on the top ten and the bottom ten in the pile may amuse you. Incidentally many gardens in a variety of localities and especially small or new gardens reported no knowledge of any diseases; also practically no one reported over a 5% loss from rot.

Ten members averaged 307 varieties, 472 crosses, and 747 seedlings per year. This lot included Bob Schreiner, 4,000 crosses and an average of 5,000 seedlings a year.

Ten members grew 184 varieties, 101 crosses, 1700 seedlings and the list included Bob Allen in N. Y. and Tom Craig in California who, with 35,000 seedlings, must raise beardless uncrossed seedlings in quantity. Both groups including new members with small collections and no seedlings "as yet".

Many returns listed "Table Iris" as a special grouping and it would seem that the BULLETIN should reflect this interest both in those and flower arrangements as we are doing in this issue.

A Mrs. White of Fullerton, Calif., expressed her interest in "Chalice" iris, presumably ones with open standards that are generally frowned upon.

There were a number of questions about "scorch or fire-blight" and, of course, we just do not know the answer though occasionally the plants are saved. Rot in the Japanese is reported for the first time, I think.

Appreciation of The Family Trees is expressed—also a need for more identification of species, more discussion of judging, how to hybridize—a variety of beginner's needs which we hope to satisfy from reprints if not new articles.

Mr. McAlvey reports crossing versicolor by a Louisiana "pink". What happened?

Mr. R. M. Johnson has crossed some 12,000 blooms of Wm. Mohr. Dr. Graves *confesses* to 2800 to a 3800 average for ten years! Few members refer to being "in the service" so I suspect most of

us have seen better days but those who did are certainly keen on our hobby.

The BULLETIN hopes to glean much as to what-will-grow-where, from this and other questionnaires. Ed.

---

## OUR MEMBERS WRITE

### About Test Gardens

With Mr. Wister's report of our early experiences, our success in accumulating old varieties (at the Society's expense) and checking nomenclature, and our complete failure in making a satisfactory valuation of new and especially of un-introduced varieties it would seem that the question is still open to debate.

Region 6 will discuss and report its decision after the meeting in Bluffton this spring. Washington State Society is already requesting breeders to cooperate and has offered cash prizes. Both await any official approval by the A.I.S.

It is unfortunate that our size and varied climatic conditions seem to preclude anything comparable to the Wisley Trials in England and yet, to one familiar with their awards, one is amazed how few novelties make the grade and how frequently an old variety proves its merit after many years of trial. In many cases it has been a matter of six, eight, or more years after introduction that an A.M. was made.

This, perhaps, indicates our major difficulty. With the rush for novelties, the over-rated, much talked of varieties, members naturally wish prompt reports of an official nature—a true guide to dollar value (if such there be). In the nature of things that cannot be given in any one locality or even two seasons.

An acceptable valuation will never come from any one privately supported garden generous as Mr. Norton or anyone else may be. The report from a breeder's garden, even if seconded by ten of our best known judges, is quite naturally viewed with a bit of suspicion. That is not necessarily a matter of collusion by a long shot—you hinterland members should be in on a few of the near fights about a new seedling—it is a perfectly natural doubt of quality in a variety observed at its best in one place and, possibly, at its very height. On the other hand, if the BULLETIN omits this heralding of the best things seen you will be even more disappointed.

From my previous experience with Trial gardens (and human

nature) I doubt if we can achieve an equable utopia of prompt guidance for actual purchase. As one member said this spring—"It is cheaper to travel than to buy unseen novelties".

Every breeder begins hesitantly and in response to the untrained plaudits of his garden visitors to think HIS seedlings "perfectly wonderful". Some continue in this conceit—others are humble and refuse to believe (and introduce none). Assume for a moment that the A. I. S. could afford to send out qualified judges, one or three or five perhaps with enough free time to visit every breeder at the right moment. Even then, it would not be the right season and even then the suspicious member would still suspect.

There is dissatisfaction on the Dykes Medal Awards, the eligible list is out of date in our opinion before we can vote. Personally I am considering Mulberry Rose as I saw it in Nashville (I will check in New England). It is memorable and like Master Charles of real garden value but it lacks many of the qualities of Ola Kala, even of Brown Thrasher or the fading charm of Daybreak. Judging it however in two climates and a big handful of gardens in one season is no assurance that it will be a Dauntless or perhaps a less easily grown Coralie ten years hence.

Nashville has almost miles of old iris roadside plantings, good varieties in many cases and yet among the blues, pallida speciosa (1830) and Queen Caterina (1917) are almost the only varieties still showing. There are no amoenas and about one variegata, Honorable (Lemon, 1840). One might hope in vain to find so persistent a grower among our medalists.

This was supposed, however, to be from our members not your editor. *R. S. S.*

**From Mrs. O. J. Tompkins, Mountainsville, N. Y.**

"If it were possible there should be at least six or preferably eight of these test gardens. It seems to me this would give all the iris the same chance of being known and judged. At present we are introducing hundreds of iris each year that might never be brought on the market if they were grown with already introduced plants of similar coloring and class, for in many instances they are alike or so near alike that only their originator sees any difference. (I stuck a bloom of Amigo in among Anne Newhard and even with Louise Blake with amusing results. Ed.) Also many are introduced and sold at outrageous prices that do not prove to be worthy of introduction.

“As I understand it our society was not founded for the sole purpose of getting the largest membership but to promote the improvement of the iris in quality and coloring. The way varieties are listed and sold now there are too many people being disappointed and discouraged. If, or when, we have Regional Test Gardens, where seedlings and new introductions were grown, there would be better selectivity before rewards were given and fewer duplications put on the market. Also we might eventually get our iris dealers to truthfully mark their stock as either good or unsuitable for stated localities. (A few breeders indicate this but after all Easter Morn, a notable gamble, did as well in certain New England Gardens and in Chicago as in California. Ed.)

“And it would give some of the less known breeders at least an even chance with seedlings, which as Dr. Clevenger (No. 99) says, never get a chance to be seen or judged by the accredited judges.”  
**From Arthur Bailey, Monroe, Wash.**

“Iris breeding is a hobby that is lighting and smoothing my own trail into the all too close sunset. I have a few seedlings that I like very much and I find that my neighbors who are no more iris experts than I am generally seem to agree with me, but I have no practicable way of knowing whether the iris elite would agree. I find that I do not always agree with the elite at all. (If I am elite, the elite do not agree at all often. Ed.) For example, William Mohr would not be able to find “lebenraum” in my garden. I would like a West Coast Test Garden.”

I hope that Mr. Bailey finds satisfaction in Mr. Norton's generous offer though it offers little of properly qualified official status. His seedlings will at least be seen, presumably beautifully grown, and may be well reported. As you may have noted the BULLETIN tries to give full credit to all contributors.

**From August, 1924, Tid-bits "5th"**

“All iris growers and breeders are requested to forward their varieties in 1923 and 1924 introduction to the New York Botanical Garden. The plants received will be planted *under number* and become eligible for judging in 1926. Upon request, all increase will be returned to the donor.”

Two medals and five Awards of Merit were available and in 1926 Morning Splendor (Shull) (Rating 88) was the only variety to receive an award. 12 of the 193 1923 introductions and 20% of the 1924 were on display and most of the first plantings in no

condition to judge. A number of seedlings brought the total planting up to 99 and included Avatar (78) and Mount Royal (85) and Caesar (Sib.) both from F. Cleveland Morgan. (No. 22) Such was the result of a two-year Trial planting and in January, 1928 (No. 26.) the Directors announced the following awards based on the 1926 and 1927 reports from the Trial Garden: Silver Medals to Alliquippa, (Hall, 1924) and Chartier (Hall 1925) and Awards of Merit for 1923 to Glee, Delight, Glowing Embers, and Mildred Presby; for 1924 to Soledad, Gold Imperial, and King Karl; for 1925 to Argynnis, Lodestar, My Lady, and Primrose. The first Dykes Medal—to San Francisco was also awarded as of 1927.

Again note the results of the fourth year of trials initiated in 1924.

### **Plant Buyers' Index**

David R. Kinnish writes from Atchison, Kansas. "It sometimes happens that I read about some highly praised iris in the BULLETIN or some other gardening publication, but when I get out my catalogs I cannot find a dealer who has it. Of course I do not have all the dealer catalogs and I don't think that I should have them all. It would be quite unfair to write to every dealer for a catalog when all I can afford to spend may not even amount to \$100.00.

"But there should be an easier way of finding those elusive irises. How about the dealers cooperating in issuing a sort of trade catalog which would serve for all of them? The varieties, all of them that are still in commerce, would be listed alphabetically with a short description which would be honest, with all the fancy trimmings left out, then a standard price for that particular variety and a key as to where it might be obtained. Such a catalog could be made very attractive with good illustrations, some of them perhaps in color. Some sort of scheme would permit the dealers to pay for each of their listings and the catalog could be sold at a reasonable price.

"Another scheme that might be worthy of consideration would be to have the dealers publish in uniform format and have them bound into volumes.

"This idea is not original with me. There is 'The Cumulative Book Index', the 'Publisher's Trade List Annual', Sweets catalog file for the building trades and others.

"It might be financed by 1) the amount the dealers would pay

for their listings, 2) the charge for the catalog, and 3) the sale of advertising space. An issue every two to five years with perhaps intervening supplements would be enough."

Dealers are in a far better position than I to estimate cost and possible return. A general Plant Buyer's Index (not specializing in the special flowers) was issued periodically before the war—almost as a labor of love but presumably to a far wider public. I am afraid that the BULLETIN may also have been careless in giving publicity to unintroduced varieties as I find that my first garden notes in some ten years carry a lot of names of "guest" irises seen in Nashville gardens and I heard talk of many good names being registered while seedlings might still be considered as on trial.

### **From Idaho**

Mrs. Tharp sends in a delayed report of the exhibit in Twin Falls on June, 16, 17, 1945. There were 65 iris entries and well over a thousand visitors. Mulberry Rose, "tough textured", was first in the pink class and Gudrun, Shining Waters, Golden Majesty, Arctic, Calcutta, and Siegfried were all winners. Mrs. Sydney Smith also reports Aztec Copper especially lovely next Prince of Orange and that Snow Velvet, Spring Chimes, Morocco Rose, and Nightfall were much admired. Invictus and Late Sun were two that flecked in the bad weather prevalent.

### **"Obsolete" versus "superseded"**

From our old member Clarence McK. Lewis who has large and lovely plantings in the Poconos.

"One might think off hand that 'obsolete' meant that the variety was no longer being grown for whatsoever reason, whereas 'superseded' obviously means that it is no longer worth growing because there is a better variety, presumably of similar coloring or classification, but here the trouble comes in that in quite a few of the entries both symbols are used (in the Check List) which doesn't seem to me to make quite the sense that I would be inclined to read into these symbols. Just what IS the distinction?"

"As you can perhaps well imagine from your knowledge of how old-fashioned and out of date most of my irises are, I find that I have a very large number of varieties that bear one or the other of these symbols and as a consequence it is forcibly brought home to me that if these particular irises are no longer worth growing for the reason that there are other and better ones that could re-



place them, then WHAT ARE these better and improved varieties. In other words if I am told that I ought to throw away let's say Alice Osgood (a low bicolor purple) what I am asking is what is the name of the variety that supersedes it? A reasonably careful search in the BULLETIN didn't disclose anything that would seem to be definitely to the point.

"Wouldn't it be a great help to people who want to improve their iris planting but haven't been keeping right up to the minute on the subject from year to year or from month to month, to issue a bulletin which would give just such a list, listing alphabetically the varieties recommended for discard or superseding, accompanied in each case by the name of the variety that is considered to have definitely replaced it or a couple of the best of them if necessary.

"There is no doubt that such a bulletin would be helpful to anyone refurbishing their iris planting."

**From Mrs. Steve J. Barrett, Dallas, Texas**

Another iris season has come and gone with the usual unusual weather, no rain storms, no hail; just prematurely hot and dry. Regardless of this we had a very satisfactory season in Dallas.

The gardens of W. R. Cochran, Dr. B. J. Berger and Dr. Sidney Baird showed to advantage many of the latest varieties.

It was my extreme pleasure after visiting the gardens in Dallas and enjoying their beauty to make a trip one morning to Wichita Falls and view the gardens of Judge and Mrs. Guy Rogers. The early morning drive to Wichita Falls from Dallas into lowering clouds and showers was like finding a rainbow with the pot of gold.

When we reached the home and garden of Judge Rogers it was wet from a gentle rain during the night and a kind providence held off the showers until we had time to enjoy the beauty of his garden. Never before in one garden have I seen such a show of the new varieties of the past two years. It was almost like calling the roll of Kirkland, Hall, De Forest, Kleinsorge, Douglas, Sass and Graves with Vision Fugitive, Ola Kala, Bryce Canyon, Mulberry Rose, Solid Mahogany, Mexico, Dream Castle, Ella Callis, Cloud Castle, Brown Thrasher, Casa Morena, Azure Skies, Chamois, Jasper Agate, Oregon Trail, Tiffanja, Sylvia Murray, Ranger, Coritica and three seedlings of Mr. De Forest's origination, so well grown and doing so beautifully in Texas. Where and when could you crowd so much beauty into one morning?

## SPECIES NOTES

Distribution of *Iris virginica* and *versicolor*. From A. W. Mackenzie, Albuquerque, N. M.

“In discussing the use of iris in medicine the U. S. Dispensatory has this to say: *Iris versicolor* (Greater Blue Flag) grows in swamps, wet meadows, and thickets from Newfoundland to Manitoba and south to Florida and Arkansas; *Iris virginica* (underground Blue Flag) in acid swamps and sloughs along the Coastal Plain from Maine to Virginia and Louisiana. I must disagree with these statements.

“Dr. Reed says nobody is sure of the exact range of these two species but I think the two ranges I give will take care of practically all of both of these iris. Where ranges join, of course, colonies of one might be found in the territory of the other for very seldom is there a clear cut line of demarkation.

“The range of *Iris versicolor* is roughly a great triangle with its rather obtuse apex somewhere near the head of Lake Erie, thence southeast to the coast near the Virginia-North Carolina line and northeast to Labrador. It is common on all the islands of the St. Lawrence.

“*Iris virginica* grows in central and western Ontario and as the Dispensatory credits Manitoba with an iris it is certainly *I. virginica*. In the United States it grows from the northwest corner of Minnesota south to the Gulf Coast in eastern Texas, some being found nearly as far west as San Antonio. It grows in northern Michigan and Wisconsin and is scattered all through the Mississippi valley and then southeast paralleling *versicolor*'s range to the Coast and south into Florida. In other words it lies east of the 97th meridian and south of a line extending from Toledo, Ohio, to Norfolk, Va., and shows a strong preference for wetter and more acid soils than *I. versicolor*.

---

## IN MEMORIAM

■ Mrs. Isaac La Boiteaux of Bryn Mawr, Pa., was both a Charter and Life Member of the American Iris Society, also a silent member, and yet an earnest member of The Gardeners and The Garden Club of America. It is to be regretted that her love of painting landscapes and flowers could not find expression in picturing in words her use of iris.

Dr. Wylie McLain Ayres of Cincinnati was known to many of us both personally and through his irises—Venus de Milo and the Dykes Medalist Coralie among many. It was many years ago that health forced him to give up his profession as an eye specialist and permitted him to develop his garden and his irises high above the Little Miami River. Mrs. Ayres shared her hobby of collecting shells and his iris hobby to a delightful extent for those who dropped by. Our sympathy goes out to her in her bereavement.

\* \* \* \* \*

Sherman L. Duffy was a Chicago journalist. I met him but once on a hot summer day at Freeport and enjoyed him as much as I had his frequent contributions to the BULLETINS and his help in all sorts of editorial emergencies. His journalese and blithe disregard of conventional opinion was a joy to a layman such as myself, and I like to think that one of the high spots in his memory was a week with Jacob Sass on the windy Nebraska plains. That his last contribution was on this subject was our good fortune. May they share their earthly hobby in the world beyond.

\* \* \* \* \*

Miss Marion Robey Case of Weston, Mass., the owner of Hillcrest, left her estate to the Arnold Arboretum. For years she had built up plant collections under the guidance of John C. Wister, and for years had carried on a summer school for the town boys interested in gardening or farming. This brought many a nationally known authority to Hillcrest, and her continued support of Horticulture and especially of the School Garden work of the Massachusetts Horticultural Society was noteworthy. Both in her life and in her bequests she revealed a heartening sense of her feeling of responsibility to her community and her times.

THE EDITOR.

---

### IN THE GARDEN

■ THE sculptural quality of an iris stalk or clump (not a mass) is best revealed against an even background of solid green or wall or board fence. With pickets, iron fences, or balustrades, there is apt to be too much of an alternation of light and dark for display purposes. The iris will still enhance the picture but is no longer a center of interest in itself.

With gray stone all the whites, lavenders, and rich purples tend to melt into the stone itself and if it be a rough wall with dark

crevices we especially need the brilliance of yellow and red-purple. A warmer stone should be lovely with the lavenders and pinks.

Bricks are too varied in themselves to permit of a generalization. They are usually good with blue tones, both shades and tints, always effective with whites and light yellows but rarely so with the deeper yellows, whereas the red-hued must always be a matter for individual consideration.

Theoretically the green of hedge is excellent despite its robber roots but the ideal dark green of yew and box and hemlock is, unfortunately, speckled with a light green of new growth at iris time and further south where broad leaved evergreens are available they reflect light to a disturbing effect for most iris colors.

One wonders whether the new, weather resistant plastics will permit background panels of black and powdered blue, of apricot and cream each with its carefully arranged display of iris varieties. Of course, we have solid wood backgrounds of fence or house but I have never found anyone willing to go all out for color.

Whether in wood or stucco, the latter with a less reflective surface, white or cream make ideal backgrounds for all the darker tones. Unless seen near at hand, the whites and even the medium tints are completely wasted in such a setting.

Whatever the site we must always consider the carrying quality of a particular iris. Of two pale yellows one seems to stand out from a distance, another smirch and lose its glow. With bicolors there is always less display, the dark falls may be lost against shadows leaving the light standard to float alone. Lights almost invariably carry well and the clear yellows add brilliance in addition. The darks are almost invariably better near at hand unless as mere silhouettes against a white wall but, every once in a while as the sun hits them just right they will seem to leap across the entire garden. This seems especially the case with some reds. Effect at a distance also depends on the branching habit of the plant. The high few branches of the old pallidas and I am sorry to say of plenty of new non-pallidas, present only a narrow band of color and our only solution is the use of low and medium and tall varieties banked one behind another. With well and low branched varieties however there may be two to three feet of color from one variety. We do so much of our judging in seedling and trial beds that we tend to never see an iris well-placed and well displayed in all its beauty of habit as well as flower and color.

Though we think of garden beds as usually on the level for ease of cultivation, lack of erosion and general accessibility, irises on rising ground or terraces are at their very best. No picture of an iris field has much to commend it but give that field or series of beds a bit of rising slope and the irises ascending in tier upon tier and you really have a picture. They do not hold banks quite as well as the closer, more weed excluding day lilies but they certainly give a grand show.

Though the Louisiana species and hybrids surpass all but the Japanese in size and height and are supreme in color range I am not quite sure as to their wide use in other sections. They endure perfectly the long Nashville droughts and, almost without exception, will grow in a New England garden, in both places giving exquisite flowers for cutting and garden interest. Whether they will make a landscape display without irrigation, however, requires trial. It is hard to believe that less than twenty-five years ago *fulva* and *foliosa* were our only recorded species of any real appeal from that section.

I find these *Sibirica-orientalis* hybrids extremely handy as a tight barrier, almost taking the place of a shrub hedge, at the lawn edge of a garden. Planted closely they are reasonably neat throughout the season and will almost exclude Bermuda or Witch or Quack grass, a northern pest. Whether you use white or lavender, sky blue or deep purple a solid line of such color is gorgeous with any perennials within the garden and its length and weight is in better scale with the lawn than would be a mixed planting of varied form, texture and color. Except perhaps for phlox or hemerocallis I know of no other perennials so habited as to form a clear cut line or rectangle. For this reason too I occasionally use balanced clumps or squares in patterned beds that have a pattern value as well as the charm of their grassy foliage. Naturally it is the lower varieties which maintain their foliage erect throughout the season.

Of other species, I hear of but have not been able to naturalize the bulbous Spanish, Dutch or English irises. In the early days when they were imported freely (incidentally permits have become easily available though I do not know what prices will be) and most inexpensively we used them by the hundreds, interplanted among other things through the garden and were completely satisfied even if we got but one year's effect. Like other bulbs they require planning to conceal the bare ground they leave after flowering.

Most of the smaller species, bulbous, crested, beardless, or even the true *pumila* are almost lost unless given the attention of alpinists in the rock garden and even then few can compete in vigor with most of the common occupants of so-called rock gardens. I grew up, however, with a most lovely picture of *I. cristata* which is easy if not swamped with other growth. The path was about 100 feet in length and ran along one of those drumlins so frequently deposited by the glaciers as they retreated. It was pure coarse gravel as would be expected and semi-shaded by old larch trees and a few black locusts to the south and a few white pines and oaks down the north slope. In the beginning there was a thin sod—perhaps 3 inches of top-soil that, once cleared, made a good graveled path. We raised the beds by the addition of good leaf mold (and top-dressed with about an inch more each year). We edged the front with 4-6 in. cobbles from the brook bed and terraced at the back with foot stones from the same source—so narrow was the ridge. Naturally with semi-shade, good preparation, and a real need for iris space we tried bearded irises with very poor results and, by now, I do not know whether it was good judgment or bull luck that finally we essayed *I. cristata*. Now, for a good twenty years we have had a picture with the minimum of trouble and perhaps replanting only every fifth year. The keynote is *cristata* in patches three to four feet wide, in white, and pale to dark lavender because it does vary considerably in the wild and from seed. Grape hyacinths, for the most part Heavenly Blue, have self-sown and get more scattered with each fresh preparation and they bloom at the same time. There is also a good scattering of *phlox divaricata* though it must be weeded out of the iris as must the graceful *Aster laevis*, a native that enjoys the shade and gravel. It proved too shady for all the low sedums except *ternatum* from Washington, D. C., and the soil was too poor for earlier flowering crocus though not for the earlier Grape hyacinths in blue and white. *I. gracilipes* enjoyed the location but, in its smaller blooms proved a poor competitor for *cristata*. There is a bit of foliage contrast in clumps of *Heuchera americana*, *Epimedium*, and lilies and hosta toward the back, and a few grassy tufts of Iris Snow Queen and St. Brunos lily and some of the onions. Otherwise it is the water-rippled foliage of *cristata* when out of bloom and a mingling of white and lilac, pale lavender and dark spires, a lovely walk when the larches turn their tender green with their small tufts of pink buds.

## REPORT OF THE REGISTRARS. 1945\*

CHAS. E. F. GERSDORFF AND MRS. WALTER COLQUITT

■ SEE *Check List 1939* for explanations of abbreviations and BULLETIN 63: pages 78-80, October 1936 for registration rules, one of which has been revised to read, "the closing date, etc., is October 30. Any received after that date will be treated as registrations of the following year; a recess from action on requests will last from July 5 to September 5, during which time they will be ignored."

For 1946, registrations close on August 30; any received after that date will become registrations for 1947. Reason—time needed to get these 1946 records incorporated with reports back to 1942 for our next Supplement to the Check List.

### ADDITIONS TO, AND CORRECTIONS OF, LIST OF BREEDERS, ETC.

- ARCENEAX. Dr. George Arceneaux, (iris breeder), Houma, La.
- BARKER-M. J. Mr. Mandeville J. Barker, (1884- ); (iris breeder), 458 California St., Newtonville, Mass. (revision).
- BARNARD; SAWYERS. Mrs. J. C. Barnard (breeder, deceased), Oklahoma City, Okla., and Mrs. E. G. Sawyers, (selector and registrant), R.R. No. 9, Box 186, Oklahoma City 9, Okla.
- BOOTH. Mr. Stanley F. Booth, (iris breeder), Roseland, Tower Road, Orpington, Kent, Eng.
- CHOWNING. Mr. Frank E. Chowning, (1896- ); (attorney-at-law and iris breeder, Regional Vice-President, A.I.S.), 1101 Boyle Bldg., Little Rock, Ark.
- CHRISTIANSEN. K. Christiansen. (Landscape architect. iris specialist), Saanick Road, R.M.D. 3, Victoria, B. C., Canada.
- CLUTTON. Mrs. Fred H. Clutton, (iris breeder), 589 Kimball Road, Highland Park, Ill.
- COHEE. Miss Alice Dale Cohee, (iris breeder), 890 Rome Drive, Los Angeles 31, California.
- CORNAY. Ray Cornay, (iris breeder and collector), Lafayette, La.
- DAFT. Mr. L. H. Daft, (iris breeder); Daft's Gardens, 2902 North 59th, Lincoln 4, Neb.
- FORD-J.A. J. A. Ford, Ford's Gardens, (iris grower), Ellenwood Road, at DeKalb and Henry Co. Line, Ga.
- GOODMAN. Mr. Richard Goodman, (iris breeder); 253 Bloomingbank Road, Riverside, Ill.
- GOSSELIN. Mrs. Hazel Gosselin, Abbeville, La.
- HELLER. Mr. A. H. Heller, (1894- ), (consulting engineer, mining and oil, Pres. & Manager A. H. Heller & Co., iris breeder), 412 West 6th St., Los Angeles 14, Calif.
- KNOWLTON. Mr. Harold W. Knowlton (1888- ), (lawyer, iris breeder), 32 Hancock St., Auburndale 66, Mass. (rev.).

\*Previous reports issued since the 1939 Check List: No. 86, July 1942 Supplement; No. 89, April 1943; No. 92, February 1944; No. 97, May 1945.

- LINCOLN. Lincoln's Iris Garden, 1200 Lake Ave., Pueblo, Colo.
- LUEBBEN. Mr. Henry J. Luebben, (1878- ); (iris breeder), Lincoln, Nebr.
- LYON. Lyon Iris Gardens, (Mrs. Mildred Lyon), 18831 Calvert St., Reseda, Calif.
- MAPLE R. GARD. Maple Road Garden, (Sass Bros.), Route 1, Benson Station, Omaha 4, Nebr. (formerly Maple Road Gardens-J. Sass).
- MARTIN-J. Mr. J. W. Martin, (1897- ), (iris breeder), 6621 Moraga Ave., Oakland 11, Calif. (rev.).
- MEDBERY. Lorena Robinson Medbery, (Mrs. Harold L.); (1902- ); Armington, Ill. (graduate in biology Illinois State Normal Univ., member of garden and other clubs; biological and floral lecturer and writer, traveller, breeds iris for their artistic effect in her own gardens which were show places before the war. Accredited judge A.I.S.).
- MILES. Mr. William Miles, (1892- ), (plant hybridist and naturalist), Surreyhurst Farm, RR. 5, Ingersoll, Ont., Canada.
- MILTON. Dr. W. T. Milton, (iris breeder), 29 West Mount Road, Eltham, London, S. E. 9, Eng.
- MIN. V. L. Minuet, Lake Charles, La., (plant collector).
- MORRIS. Mr. Cedric Morris, (iris breeder); Hadleigh, Suffolk, Eng.
- MUHL. Mr. Tell Muhlestein, (1913- ), (breeder, exhibitor and judge of roller canaries, breeder of iris since 1938), 691 East 8th St., Provo, Utah.
- RAFFILL. C. P. Raffill. (iris breeder), (Curator at Kew Gardens), 193 Kew Road, Richmond, Surrey, Eng.
- RANDALL. Mr. Henry J. Randall, (iris breeder, Treas., The Iris Society (Eng.)), Sandilands Brooklyn Road, Woking, Surrey, Eng.
- RICHARD. J. G. Richard, Extension Dept., La. State University, University, La., 190 Sunset Ave., Baton Rouge, La., (iris breeder and collector).
- SADLER. W. T. Sadler, (iris breeder), Preswylfa, Pinhoe, Devon, Eng.
- SASS BROS. Sass Bros., plant breeders, (formerly J. Sass), Maple Road Garden, Route 1, Benson Sta., Omaha 4, Nebr.
- SAWYER. Mr. Horace C. Sawyer, (1906- ); (B. S. Hort. Iowa State College, 11 years with May Seed Co., Shenandoah, Iowa, to date; iris breeder), 303 W. Thomas Ave., Shenandoah, Iowa.
- SHULENBURG. Mr. H. M. Shulenburg, (1897- ), (attorney-at-law, insurance adjuster of Travelers Ins. Co., Hartford, Conn.; iris breeder), Box 508, Arvada, Colo. (revised).
- SISCO. Mr. Wm. C. Sisco, (iris breeder); 6032 Clemens Ave., St. Louis 12, Mo.
- SLOTHOWER. Mr. N. C. Slothower, (iris breeder), 2103 West 3rd, Sioux City, Iowa.
- SMITH-E. H. Mr. E. H. Smith, (iris breeder), 4115 Beach Ave., Riverview, Norfolk 8, Va.
- TAYLOR-F. E. Mr. Fred E. Taylor, (1863- ), (iris breeder), 2618 Glen Ave., Altadena, Calif.
- WELCH. Mr. Walter Welch, (1887- ), (iris breeder), Middlebury, Ind.
- WHEELER. Mr. Louis W. Wheeler, (1877-1943), (iris breeder), Eden Hills, South Australia.



WHITE-E. Mrs. Elizabeth White, (iris breeder), Nashville, Tenn.  
WHITNEY of WHITNEY-KELLOGG. Fred R. Whitney, (-1945), (iris breeder), etc.  
WILSON-D. Mr. Douglas Wilson, (1903- ), (iris breeder), Box 707, Thorp, Wash.

WOLFE-H. M. Mrs. H. M. Wolfe, (iris breeder), 520 W. Main St., Taylorville, Ill.  
WOLFE-W. G. Mr. W. G. Wolfe, (1867- ); iris breeder, apiarist), Frisco, Texas.

---

REGISTRATIONS, APPROVALS, UNAPPROVED, UNDER  
INVESTIGATION, CORRECTIONS AND SYNONYMS  
FOR 1945

- ACCOLADE. Vinic-R7L (Chowning N.); R., 1945; (Ark. Y *fulva* × wine purple coll. La. *vinicolor*).
- ADMIRATION. TB-LaM-Y4D (Smith-K. N.); R., 1945; ((#1-21: (AUBANEL × #X-76)) × ((#K-118: (CHOSEN × YELLOW GLORY))); #4-100; □.
- ADORABLE. DB-E-R9M (Horton N.); R., 1945.
- ADVANCE GUARD. TB-E-W2M (Mit. N.); R., 1945, (Sdlg. Plie. × Plie.); □ M.
- AFTER MIDNIGHT. TB-M-R1D (Muhl. N.); R., 1945; (BLACK BEAUTY × SABLE). .
- AGLOWING. TB-M-Y4D (Horton N.); R., 1945; (GOLDEN HIND × GOLDEN TREASURE).
- ALAN. TB-M-Y3D (Parker-J. B. N.); R., 1945; (pedigree lost); □.
- ALONA. TB-M-La-S7L (DeForest N.); R., 1945; (LaLOMITA × CHINA MAID).
- ALPINE SUNSET. TB-MLa-Y9M (Snyder N.); R., 1945; (Sdlg. × JUNALUSKA); #6H-41.
- AMANDINE. Etc.; (Douglas-G. 1944); etc. H.C., A.I.S. 1945; A.I.S. Bull. 98:5. August 1945.
- AMONETTE. TB-M-W4 (Wolfe-W.G. N.); R., 1945; (IMPERIAL BLUSH × —); □ sl.
- ANN RUTLEDGE. TB-M-R4L (Woodnutt N.); R., 1945; (GUDRUN Sdlg. × RADAR); □.
- ANSALDO. TB-MLa-S7M (Wheeler N.); R., 1945; (EL CAPITAN × CAMELIARD) × (HAPPY DAYS); □ str. clover.
- ANTHONY. TB-M-S7L (Randall N.); R., 1945; (AUBANEL × MARY SHORE); Selected for Trial at Wisley.
- ANTIQUÉ COPPER. TB-M-R6M (Gers. N.); R., 1945; (PINK BUTTERFLY × EVENING SKIES); □ lin.
- APRIL MOON. Vinic-SIL (MacMillan 1945); Wild Gard. 1945; R., 1945; (Sdlg. from coll. of natives); **Moonlight**, Nat. Hort. Mag. 23:189 #4. Oct. 1944.
- ARCTIC GOLD. TB-EM-Y4L (Muhl. N.); R., 1945; (ARCTIC × SUNGOLD).
- ARIA. TB-M-La-R4L (Tompkins N.); R., 1945; (E. B. WILLIAMSON × FLORA ZENOR); □ none.
- \*ARIETTA. Etc.; (Gers. N.); R., 1933; etc.
- \*ASTA. Etc.; (Gers. N.); R., 1940; etc.

- ASTA SCHIRMER. TB-M-La-R7D (Schirmer-H.W. N.); R., 1945; (WAR EAGLE × Salb. R. toned Sdlg.) × (GARDEN MAGIC); #38.
- AT RANDOM. TB-M-S7L (Marx N.); R., 1945; (KALINGA × JEAN CAYEUX) × (TOKAY × AMBROSIA); #128; □.
- AUBURN. TB-E-R4M (Klein, N.); R., 1945; (PRINCE OF ORANGE) × (Golden Tan Sdlg.: FAR WEST × JUNALUSKA); □ sl.
- AURORA BOREALIS. Vinic.-R7L (MacMillan 1945); Wild. Gard. 1945; R., 1945; (parentage unknown); **Sunburst**, Nat. Hort. Mag. 23:183, 189. #4. Oct. 1944.
- AUTUMN LEAF. TB-M-S4M (Milik. 1945); R., 1945; (BROWN BETTY × COPPER LUSTRE); #B4-53.
- \*AVE MARIA. Etc.; (Tompkins N.); R., 1942; etc.
- AVE MARIA. TB-M-WW (Tompkins 1944); R., 1945; (CATHEDRAL DOME × SNOWKING); #43-49; □ hya.
- AZURE SKIES. Etc., (Pat. 1943); etc., A.M., A.I.S. 1945; A.I.S. Bull. 98:3. August 1945.
- BABY ROSE. DB-E-R7M (Vermont N.); R., 1945; (ROSE MIST × —).
- BALLET RUSSE. TB-M-S1D (DeForest N.); R., 1945; (E. B. WILLIAMSON × FORTUNE).
- BARRED ROCK. IB-La-W8D (Horton N.); R., 1945; (Mrs. G. SMITH × MADAME LOUIS AU-REAU).
- BAYOU SUNSET. Vinic.-R4L (MacMillan 1945); Wild Gard. 1945; R., 1945; (parentage unknown); **Sunset**, Nat. Hort. Mag. 23:189. #4. Oct. 1944.
- BAZETI. Vinic.-R4M (Small 1931), (Coll. Houma, La.), R., 1945.
- BEAVERTON. TB-M-S6D (Weed N.); R., 1945; □.
- Beck's Pink. TB-S7L (Beck N.); A.I.S. Bull. 94:48. Aug. 1944.
- BEECH HILL. TB-M-Y4L (Graves N.); R., 1945; (BUECHLEY GIANT × GUDRUN) × (OLA KALA); □ sl.
- BEGONIA ROSE. TB-M-La-R7M (Slothower N.); R., 1945; (E. B. WILLIAMSON × CEDAR ROSE).
- BEL CAVALIER. TB-La-B9M (Craigie N.); R., 1945; (FRIEDA MOHR × MADAME MAURICE LAS-SAILLY); □ sp.
- BELEEK. TB-M-S7L (McKee N.); R., 1945; (Jomar) × (Sdlg. #3813 × BROWN BETTY); □ sl. lo.
- BELFOR. TB-M-La-W1 (Craigie N.); R., 1945; (PURISSIMA × JEAN CAYEUX) × (AT DAWN-ING); □ sw.
- BENICIA LASS. TB-E-R6D (Barnewitz N.); R., 1945; (DUBONNET × BRUNO); □ spice.
- BENTON ANKARET. TB-W8D (Morris 1945); Wal. 1945; A.I.S. Bull. 98:80. August 1945.
- BENTON APOLLO. TB-Y4D (Morris 1945); Wal. 1945; A.I.S. Bull. 98:80. Aug. 1945.
- BENTON ASPHODEL. TB-Y4M (Morris 1945); Wal. 1945; A.I.S. Bull. 98:80. Aug. 1945.
- BENTON AURORA. TB-S5M (Morris 1945); Wal. 1945; A.I.S. Bull. 98:80. Aug. 1945.
- BENTON BAGGAGE. TB-S9M (Morris 1945); Wal. 1945; A.I.S. Bull. 98:80. Aug. 1945.
- BENTON DAPHNE. TB-S8M (Morris 1945); Wal. 1945; A.I.S. Bull. 98:80. Aug. 1945.

- BENTON DIANE. TB-Y8D (Morris 1945); Wal. 1945; A.I.S. Bull. 98:80. Aug. 1945.
- BENTON DUFF. TB-S5M. rev. (Morris 1945); Wal. 1945; A.I.S. Bull. 98:80. Aug. 1945.
- BENTON HELEN. TB-W2M (Morris 1945); Wal. 1945; A.I.S. Bull. 98:80. Aug. 1945.
- BENTON PEARL. TB-W9M (Morris 1945); Wal. 1945; A.I.S. Bull. 98:80. Aug. 1945.
- BENTON PERSEPHONE. TB-WW (Morris 1945); Wal. 1945; A.I.S. Bull. 98:80. Aug. 1945.
- BIANCO. TB-M-La-S9M (Wheeler N.); R., 1945; (EL CAPITAN × CAMELIARD) × (HAPPY DAYS); □ new hay.
- BIG BOY. DB-E-R7D (Horton N.); R., 1945.
- BILLET-DOUX. IB-EM-B1L (Douglas-G. N.); R., 1945; (CALING ME × CAROLINE BURR); #44-246.
- BINGHAM. TB-E-R6M (Muhl. N.); R., 1945; (COPPER LUSTRE × NARANJA); □ none.
- BLACK BANNER. Etc.; (Nic. 1942); etc. H.C., A.I.S. 1945; A.I.S. Bull. 98:5. Aug. 1945.
- BLACK FALCON. TB-MLa-BID (Tompkins N.); R., 1945; ((THE BLACK DOUGLAS) × ((KING TUT × BUTO) × (BUTO))) × ((THE BLACK DOUGLAS × BLACK WINGS) × (Snyder # N34: ((SOUV. DE LOETTIA MICHAUD × TENEBRAE) × (GEO. J. TRIBOLET × GRACE STURTEVANT))))); □ cin.
- BLACK FRIAR. TB-M-B7D (Slothower N.); R., 1945; (BLACK WINGS × THE BLACK DOUGLAS); □ gr.
- BLACK PANTHER. TB-La-B9D (Barr 1946); Barr 1946; R., 1945; (BRAHMIN × DEPUTE NOMBLOT); □ sl.
- BLENDED BEAUTY. TB-M-Y8M (Sass-H.P. N.); R., 1945; (from two Y Plic. Sdls.); □ some.
- \*BLIZZARD. Etc.; (Tobie N.); R., 1940; etc.
- BLIZZARD. TB-LaM-WW (Knowlton N.); R., 1945; (SNOW FLURRY × EASTER MORN); #42-57.
- BLUE ANGEL. TB-VLa-B1L (Smith-E.H. N.); R., 1945; (PURISSIMA × EL CAPITAN) × (SHINING WATERS); #81-43; □ sl.
- BLUEBELLS. TB-M-B1L (Vermont N.); R., 1945; (ANN PAGE × MLE. SCHWARTZ Sdlg.); □ pl.
- BLUE CANDLELIGHT. TB-MLa-B1L (Essig N.); R., 1945; ((CHINA LANTERN × W. R. DYKES) × (FLAME BEARER × CHINA LANTERN)) × (SIERRA BLUE); #1831-44-A.
- BLUE DART. DB-E-BID (Horton N.); R., 1945.
- BLUE GLOW. Etc.; (Nic. 1942); etc. H.C., A.I.S. 1945; A.I.S. Bull. 98:5. August 1945.
- BLUE MORN. TB-La-B1M (Milton N.); R., 1945; PURISSIMA × SIRIUS); □ sl.
- Blue Opal. Jap-Dbl-3BL (Flowerfield 1944); Flowerfield 1944.
- BLUE POLYPHEMUS. TB-VLa-B3D rev., (Goodman N.); R., 1945; (VALOR × POLYPHEMUS); □ sl.
- BLUE RHYTHM. TB-M-B1M (Whiting 1945); R., 1945; (ANNABEL × BLUE ZENITH); #4332; H.M., A.I.S. 1945; A.I.S. Bull. 98:3. August 1945; □ lemon.
- BLUE ROCK. TB-E-B1M (Barnewitz N.); R., 1945; (SIERRA BLUE × SHINING WATERS); □ lilac.

- BLUE ROSE. EV-Dbl-B1M (Christiansen N.); R., 1945 (sport from *gracilipes*).
- BLUE SHADOWS. TB-La-M-S1M (Schroeder N.); R., 1945; (ANNE MARIE CAYEUX × SANDIA); □ sl.
- BLUE SNOW. TB-E-M-W1 (Muhl. N.); R., 1945; (BLUE SPIRE × GLORIOLE); □.
- BLUE SYMPHONY. TB-M-B1M (Whiting-Ray 1945); Ray 1945; R., 1945; (BLUE MONARCH × MISS CAMELIA); #4037.
- BLUE VALLEY. TB-M-La-B1L (Smith-K. N.); R., 1945; (LAKE GEORGE × GREAT LAKES); #5-21; H.C., A.I.S. 1945.
- BRIDAL BOUQUET. TB-La-WW (Smith-E.H., N.); R., 1945; ((PURISSIMA × EL CAPITAN) × (SNOWKING)); #70-43; □.
- BRIDAL GOWN. TB-M-W3M (Stevens-W.R. N.); R., 1945; (NEW DAWN × INSPIRATION); #1/P28; □ sw.
- BRONZE EMBLEM. TB-M-S4M (Millik. N.); R., 1945; ((INCOGNITO) × ((CALIFORNIA BLUE × SOUV. DE MME. GAUDICHAU) × (BLUE VELVET))); #2086-5.
- BRONZSPUR. Etc.; (Nies 1941); etc. A.M., A.I.S. 1945; A.I.S. Bull. 98:3. August 1945.
- Brown Stripe.** Nat. Hort. Mag. 23:190. # 4. Oct. 1944; JAUNE-BRUN.
- BROWN STUDY. TB-M-La-S4M (DeForest N.); R., 1945; (E. B. WILLIAMSON × PRAIRIE SUNSET).
- BRUNHILDE'S BABY. TB-La-B7L (Martin-J. N.); R., 1945; (BRUNHILDE × Sdlg.); □ v. sl.
- BRYCE CANYON. Etc.; (Klein. 1944); Cooley 1944; R., 1944; (MEXICO × TOBACCO ROAD). (Corr. of parentage); H.M., A.I.S. 1945; A.I.S. Bull. 98:3. Aug. 1945.
- BUBBLES. TB-M-Y8M (Schirmer-H.W. N.); R., 1945; (Tiffany) × (Sass # 28-36 × Siegfried)).
- BUDDHA. TB-M-S4M (Millik. 1945); R., 1945; (((AURIFERO × GRACE STURTEVANT) × (CHOSEN)) × (DEPUTE NOMBLLOT)); #2458-9.
- BULWARK. TB-E-M-R6M (Long-B.R. N.); R., 1944; (ETERNAL CITY × LOUVOIS); □ str.
- BURGUNDY ROSE. TB-M-R7M (Hall-D. N.); R., 1945; (VICTORY × MAY DAY).
- \*BURMESE GOLD. Etc.; (Whiting N.); R. 1942; etc.
- BURMESE GOLD. TB-M-S7D (Whiting 1945); R., 1945; (Happy Days × Prairie Sunset) × (PRAIRIE SUNSET)); #4158; □ sp.
- BUTTERFLY WINGS. TMB-M-B2D (White-C.G. N.); R., 1945; (((Theme × Sacramento) × (INCOGNITO)) × ((THEME × SACRAMENTO) × (INCOGNITO))); #14-E-42-8.
- CALPURNIA. TB-M-R6L (Stevens-W.R. N.); R., 1945; (POLY-NEsia × SALAR); #S/17; □ none.
- CAMILLA WHEELER. TB-M-WW (Wheeler N.); R., 1945; (PURISSIMA × SIERRA BLUE); □ M.
- CANADAWAY. TB-M-WW (Cousins N.); R., 1945; ((SNOWKING × MING YELLOW) × (W Sdlg.)); □ M.
- CANDLEBEAM. IB-EE-Y4L (Berry 1945); R., 1945; (ARGENTINA × COLONIAL) × (COLONIAL)); #33-60-1; □ sl.
- CANYON ROAD. TB-M-S4M (Klein. N.); R., 1945; (((OREGON TRAIL) × ((OLD PARCH-

- MENT) × (TUSCANY GOLD × RAMESES)); □ sl.
- CAPE BON. Etc.; (Tompkins 1943); etc. H.M., A.I.S. 1945; A.I.S. Bull. 98:4. August 1945.
- CARAVAN. TB-M-R4D ((Tompkins N.); R., 1945; (JUNALUSKA) × (Whiting #39101; (ROSY WINGS × MATULA)); □ mallow.
- CARILLON. Etc.; (Wills 1943); etc. H.M., A.I.S. 1945; A.I.S. Bull. 98:4. August 1945.
- CARLSBAD CAVERNS. TB-M-Y6L rev. (Wilson-D. N.); R., 1945; (NATIONAL WHITE × SPUN GOLD); □ none.
- CARQUINEZ. TB-E-W6L rev. (Barnewitz N.); R., 1945; (CALIFORNIA GOLD × MARTHA WHITE); □ lilac.
- CARRIE NATION. TB-M-B1L (Covert N.); R., 1945; (GLORIE × DREAM LAKE); □ sl.
- CASCADE SPLENDOR. Etc.; (Klein. 1944); etc. H.M., A.I.S. 1945; A.I.S. Bull. 98:4. August 1945.
- CASTEL VERDE. TB-M-S9M (Wheeler N.); R., 1945; ((DON QUIXOTE × W. R. DYKES) × (HAPPY DAYS)).
- CHACHAHOULA. Vinic.-R1D (Richard N.).
- CHALLENGE. TB-M-S6L (Stevens-W.R. N.); R., 1945; (INSPIRATION × CARIBBEAN TREASURE); #1/S 119; □ sw.
- CHAMOIS. Etc.; (Klein. 1944); etc. H.M., A.I.S. 1945; Bull 98:3. August 1945.
- CHANTILLY. Etc.; (Hall-D 1943); etc. H.M., A.I.S. 1945; A.I.S. Bull. 98:4. August 1945.
- Charlott Millet. Muhl. 1945; CHARLOTTE MILLET.
- \*CHERIE. Etc.; (Gers. N.); R., 1934; etc.
- CHERIE. TB-E-R4L (Hall-D. N.); R., 1945; (fr. two flamingo pi. Sdls.); H.C., A.I.S. 1945.
- CHERUBINI. TB-LaM-R7L (Spender N.); R., 1945; ((MIDWEST GEM) × (EVENTYR × INSPIRATION)); □ str.
- CHIEF OLD MAN. TB-M-R6D (Gers. N.); R., 1945; (FRANCESCA × FRANK ADAMS); □ sw.
- CHIFFON PINK. TB-M-R4L (DeForest N.); R., 1945; (MELITZA × —); □.
- \*CHI-KIS-IN. Etc. (Gers. N.); R., 1936; etc.
- CHIKISIN. TB-M-R7D (Gers. N.); R., 1945; (WACONDA × VELVET ROYAL); □ caraway.
- CHINESE GOLD. TB-LaM-Y4D (Smith-K. N.); R., 1945; ((#1-53: (YELLOW GLORY × SIEGFRIED) × (SPUN GOLD); #5-20.
- CHISHOLM TRAIL. TB-M-La-S4D (Small-R.C. N.); R., 1945; (Covert Y Sdlg. × —); #1144-2; □ none.
- CHI-YUN. TB-M-WW (DeForest N.); R., 1945; (SNOW FLURRY × AZURE SKIES).
- CIMAROSA. TB-La-S9L (Spender N.); R., 1945; ((MIDWEST GEM) × (EVENTYR × INSPIRATION)); □ str.
- CINDERELLA. TB-M-Y4L (Smith-K. N.); R., 1945; (Y Plie. Sdlg. × Valentine); #3-14.
- CLARA SALLY. TB-E-La-Re-S6D (Gilpin N.); R., 1945; □ gr.
- \*CLOTH OF GOLD. Etc.; (Whiting N.); R., 1942; etc.
- CLOTH OF GOLD. TB-M-Y4D (Whiting 1945); R., 1945; (GOLDEN HIND × GOLDEN SPIKE); #413.
- CLOUDS AT DUSK. TB-M-La-R3D (Gers. N.); R., 1945; (Mrs. GARRET O. MOORE × SERGEANT GERSDORFF); □ sl.

- COCK ROBIN. TB-M-Y9M (Hall-D. N.); R., 1945; (((VISION) × ((CAMELIARD × RAMESES) × (CITY OF LINCOLN))).
- COLONEL BOGEY. TB-EM-Y9D (Douglas-M.E. N.); R., 1945; (VISION × NARANJA); □ sl.; A.I.S. Bull. 98:49. Aug. 1945.
- \*CONCERTO. Etc.; (Tompkins N.); R., 1943; etc.
- CONCERTO. TB-MLa-R9D (Tompkins 1944); R., 1945; ((OSSAR) × (((OSSAR) × (HAPPY DAYS × MATULA) × (DEPUTE NOMBLOT))): (Whiting #3974) × (DEPUTE NOMBLOT)); #43-31; H.C., A.I.S. 1943; A.I.S. Bull. 90:5. July 1943.
- CONFLAGRATION. TB-La-M-R4M (Wareham N.); R., 1945; (from Sdls. derived from *trojana* and DOMINION).
- COOL LEMONADE. TB-E-Y4M (Muhl. N.); R., 1945; (Electra (Schreiner) × BONANZA); □.
- COOL MORNING. TB-M-B1L (Schroeder N.); R., 1945; (SHINING WATERS × GLORIOLE); □ str. lo.
- COPPER CLAD. TB-M-R4M (Tompkins N.); R., 1945; (CAPE BOX × CASA MORENA); □ none.
- COPPER GLOW. Etc.; (Douglas-G. 1944); etc. H.M., A.I.S. 1945; A.I.S. Bull. 98:4. August 1945.
- CORONADO. TB-ME-Y4D (Tompkins N.); R., 1945; (FLORA CAMPBELL × GOLDEN SPIKE); □ sl.
- CORPORAL MARY. TB-M-B1M (Graves N.); R., 1945; (PURISSIMA × GREAT LAKES); □ sl.
- CO-STAR. TB-M-Y7D (White-C.G. N.); R., 1945; (prob. Symbol × —).
- COTTON BOLL. TB-M-WW (Johnson N.); R., 1945; (CHINA MAID × OREGON SUNSHINE).
- COUNCIL OAK. TB-M-R4M (Slothower N.); R., 1945; (OSSAR × BURNING BRONZE); □ none.
- COUNTRY LASS. Etc.; (Walker 1944); etc.; H.C., A.I.S. 1945; A.I.S. Bull. 98:5. August 1945.
- \*COURTIER. Etc.; (Hall-D N.); R. 1942, etc.
- COURTIER. TB-M-R4M (Hall-D. N.); R., 1945; (fr. two flamingo Pi. Sdls.); #44-17.
- COVER GIRL. TB-M-La-R6L (Douglas-G. N.); R., 1945; (Cook 53-3) × DAYBREAK); #513; □.
- CRINOLINE DAYS. TB-MLa-Y4L (Wareham N.); (from Sdls. derived from *trojana* and DOMINION).
- CRYSTAL CHIMES. TB-La-W1 (Wareham N.); R., 1945; (from Sdls. derived from *trojana* and DOMINION).
- CRYSTAL PALACE. TB-EM-W1 (Taylor-W.E. N.); R., 1945; (PURISSIMA × EL CAPITAN); #S.4281; □ v. sl.
- CYNTHIA ANN. TB-M-WW (Tompkins N.); R., 1945; (FAR WEST × WOODBURY); □ lo.
- DAMASCUS. TB-M-La-Y4D (Tompkins N.); R., 1945; ((SPRING PROM × E. B. WILLIAMSON) × (CEDAR ROSE); □ none.
- \*DARA. Etc.; (Gets. N.); R. 1937; etc.
- DAWN OVERLAY. TB-M-S7L (Muhl. N.); R., 1945; (CAMELINA × CITY OF LINCOLN).
- D. A. WOLFE. TB-M-R7M (Wolfe-H.M. 1945); Bommers. 1945; R., 1945; (DAZZLER × DAUNTLESS); □ none.

- DAY'S HOLIDAY. TB-M-S7L (Slothower N.); R., 1945; (PRAIRIE SUNSET × MELANIE); □ lo.
- D DAY. TB-M-WW (Meyer-H.R. 1944); Meyer-H.R. 1944; R., 1945; □ sl.
- DECORATOR. TB-MLa-R4M (Snyder N.); R., 1945; ((DAUNTLESS × Sdlg.) × (Sdlg.)); #6B-41.
- DEEP MAHOGANY. IB-M-R4D (Millik. N.); R., 1945; (((GLOWING EMBERS × BRUNO) × (SPANISH CAVALIER)) × (GALLANT LEADER)).
- DERNA. TB-M-S1D (Wheeler N.); R., 1945; (ETHEL PECKHAM × KING TUT); □ sl.
- DESERT SKIES. TB-M-B3M (Salb. 1945); R., 1945; (BRUNHILDE × SHINING WATERS); □ str.
- DIMOONEATHE. Jap-Dbl-3BL (Flowerfield 1945); Flowerfield 1945; R., 1945.
- Dixie Gold.** (Ford-J.A.) Ford-J.A. 1945; **GEORGIA GOLD.**
- DONGAN HILLS. TB-La-W8M rev. (Smith-K. N.); R., 1945; ((ARIANE × MT. ROBSON) × ((#1-58: (SIEGFRIED × MME. LOUIS AUREAU))); #4-110.
- DON VELASQUEZ. TB-La-M-R7D (Spender 1944); Wal. 1944; R., 1945; (INSPIRATION × EVEN-TYR); □ sl.
- DREAM ALONG. TB-E-R7L (Muhl. N.); R., 1945; (LANCASTER × Hall #42-10 of Flamingo pink); □.
- DRUM MAJOR. TB-M-La-R6D (Douglas-G. N.); R., 1945; ((Display) × (((FRANCESCA × JEB STUART) × (SOLDANO)) × (GALLANT LEADER))); #429-B; □.
- DUNDEE. IB-M-S7D (Small-R.C. N.); R., 1945; (GIBRALTAR × PATTISON Y Sdlg.); □ none.
- DUSKY GIRL. DB-E-B7D (Horton N.); R., 1945.
- DUSKY LAD. DB-E-R1D (Horton N.); R., 1945.
- DUSKY MONARCH. TB-M-R3D (Gers. N.); R., 1945; (HENCHMAN × BLUE PRELUDE); □ sw.
- DUTCH DEFIANCE. Etc.; (Nies 1942); etc. H.M., A.I.S. 1945; A.I.S. Bull. 98:4. August 1945.
- DYNAST. TB-EM-Y5D rev. (Craigie N.); R., 1945; (LADY MINE × COPPER LUSTRE); □ sl.
- EDITH DUPRE. Vinic-E-S7D (Arceneaux N.); R., 1945; (BAZETI × MARINGOUIN YELLOW); S.L.I. Test Garden #3-42-5; **Edithe Dupre**, Nat. Hort. Mag. 23:189, #4, Oct. 1944.
- EDITH RORKE. TB-M-W2M (Smith K. N.); R., 1945; (VALENTINE × FLORENTINE); #4-89; H.C., A.I.S. 1945; A.I.S. Bull. 98:5. August 1945.
- EDWARD WINDSOR. TB-R7L (Morris 1945); Wal. 1945; A.I.S. Bull. 98:82. Aug. 1945.
- ELEGANS. Etc.; (Smith-K. 1941); H.M., A.I.S. 1945; A.I.S. Bull. 98:4. August 1945.
- ELF. DB-E-R7D (Horton N.); R., 1945.
- El Mohr.** Amity Gardens 1945; **ELMOHR.**
- ELMOHR. Etc.; (Loomis 1942); etc. Dykes Medal A.I.S., 1945; A.I.S. Bull. 98:3. August 1945.
- EL MOROCCO. TB-M-S7L (Bech. 1945); Schreiner 1945; R., 1945; (ANGELUS × Sdlg.); □ sl.
- ENSHRINED ONE. TB-M-La-Y6M (Wareham N.); R., 1945; (fr. Sdls. derived from *trojana* and *DOMINION*); □.
- ERMINIA. TB-M-R6M (Gers. N.); R., 1945; (FRANCESCA × FRANK ADAMS); □ sw. pea.

- ETHEREAL BLUE. TB-M-B1L (Raffill N.); R., 1945; (ALINE × B Sdlg. fr. SENSATION); □ sl.
- EVA RAWLS. TB-M-Y4D (White-Eliz. 1945); R., 1945; □ lo.
- EVENGLOW. TB-EM-B7L (Clevenger N.); R., 1945; □ none.
- \*FAIR DAWN. Etc.; (Gers. N.); R., 1937, etc.
- Fair Elain. Muhl. 1945; FAIR ELAINE.
- FAIRY LANTERN. CAL-Y7M (Walker 1946); Lyon 1946; R., 1945.
- FALL DAYS. TB-M-R6M (Smith-K. N.); R., 1945; (MATULA × ORANGE GLOW); #5-3.
- FAR ECHO. TB-La-Y4L (Wareham N.); R., 1945; (from Sdls. derived from *trojana* and DOMINION).
- FAR HORIZON. TB-LaM-B1L (Wareham N.); R., 1945; (from Sdls. derived from *trojana* and DOMINION).
- FATHER'S DAY. TB-La-B1M (Millik. N.); R., 1945; (ROYAL SALUTE) × ((CALIFORNIA BLUE × SOUV. DE MME. GAUDICHAU) × (BLUE VELVET)); #1728.
- FATHER SERRA. TB-MLa-S6M (Essig N.); R., 1945; (Sdlg. involving CONQUISTADOR, LENT A. WILLIAMSON, ROSE MITCHELL, FIREFALL, CARDINAL, and HAPPY DAYS); #1854-43-A.
- FINGEST. TB-M-Y4M (Waterer 1938); Waterer 1938; R., 1945; (W. R. DYKES × BRUNO); □ sl.
- \*FIRETAIL. Etc.; (Gers. N.); R., 1936; etc.
- FLAME EAGLE. TB-MLa-R9M (Walker N.); R., 1945; (MAUNA LOA × JERRY); #10-42; □ good.
- FLORADORA. TB-M-R4L (Hall-D. N.); R., 1945; (From two flamingo Pi. Sdls.).
- FLORDELICE. TB-EM-R6M (Douglas-M.E. N.); R., 1945; (BROWN BETTY × OPALINE); □ sw.; A.I.S. Bull. 98:49. August 1945.
- FLURITZA. TB-M-La-WW (De-Forest N.); R., 1945; (SNOW FLURRY × MELITZA); □.
- FOOL'S GOLD. TB-M-La-Y7D (Muhl. N.); R., 1945; (GOLDEN MAJESTY × SPUN GOLD).
- FOREVER AMBER. TB-M-S4L (Whiting N.); R., 1945; (JONQUIL × GILT EDGE); #4219; □ sl. lo.
- FORT TICONDEROGA. TB-M-La-R6D (Smith-K. N.); R., 1945; (MATULA × ORANGE GLOW); #4-67.
- Fortune Form. A.I.S. Bull. 94:64. August 1944; FORTUNE (Klein).
- FRANK DRAKE. TB-M-La-Y1M (Grant N.); R., 1945; (SNOQUALMIE × GOLDEN TREASURE); □ narcissus.
- GABRIELLA. TB-La-R9M (Craigie N.); R., 1945; (PEIRE VIDAL × ROSY WINGS); □ sw.
- GALAHAD. TB-M-R4M (Stevens-W.R. N.); R., 1945; ((CHEERIO) × ((RADIANT MORN × NEW DAWN) × (INSPIRATION))); #1/Q50; □ none.
- GALLANTRY. TB-M-B1D (Whiting N.); R., 1945; (WINNESHIEK × MATA HARI); #4078; □ gr.
- GANGWAY. TB-M-Y4D (White-Loth. N.); R., 1945; (((BROWN BETTY × SACRAMENTO) × CHEERIO)) × (REGALIA)); #1-42-10.
- GARDEN GLORY. Etc.; (Whiting 1940); etc. H.M., A.I.S. 1945; A.I.S. Bull 98:4. August 1945.



- GAY SENORITA. Etc.; (Salb. 1944); H.M., A.I.S. 1945; A.I.S. Bull. 98:4. August 1945.
- GENTLE FLORENCE. TB-M-W7L (Taylor-C.C. N.); R., 1945; (SNOW FLURRY × VIOLET SYMPHONY); #369.
- GEORGETTE ROUSSEAU. TB-La-B1M (Tobie N.); R., 1945; (MISSOURI × MALLORCA).
- GEORGIA GOLD. TB-E-Y4D (Ford-J.A. 1945); R., 1945; (SOUTHLAND × GOLDEN HIND); **Dixie Gold** (Ford-J.A.).
- GIDEON. TB-RE-WW (Walker N.); (PURISSIMA × —); A.I.S. Bull. 96:34. Feb. 1945.
- GLENGARIFF. TB-M-B1M (Spender N.); R., 1945; (BLUE SENTINEL × PALE MOONLIGHT); □ sl.
- GLORY GOLD. TB-M-S6M (Sawyer N.); R., 1945; (ALTA CALIFORNIA × —); □ none.
- GOLDBEATER. Etc.; (Klein. 1944); etc. H.M., A.I.S. 1945; A.I.S. Bull. 98:4. August 1945.
- GOLD COIN. DB-E-Y4M (Horton N.); R., 1945.
- \*GOLDCRAFT. Etc.; (Gers. N.); R., 1940; etc.
- GOLDEN AGATE. Etc.; (Nies 1944); etc. H.C., A.I.S. 1945; A.I.S. Bull. 98:5. August 1945.
- GOLDEN CAP. TB-EM-Y9M (Spender 1944); Wal. 1944; R. 1945; (GOLDEN HIND × EVOLUTION, MELCHIOR, MRS. VALERIE WEST and DEPUTE NOMBLOT).
- GOLDEN CHOICE. TB-M-La-Y4D (Heller N.); R., 1945; ((GOLDEN HIND) × (SUNGOLD × CHOSEN)); #1-1-23.
- GOLDEN COACH. TB-E-M-Y8M (Heller N.); R., 1945; (GOLDEN HIND × ROYAL COACH); #1-1-1.
- GOLDEN GRACE. DB-E-Y4D (Horton N.); R., 1945.
- GOLDEN LAKE. TB-M-Y4D (Marx N.); R., 1945; ((Helios (Cay.) × MARY GEDDES) × (HAPPY DAYS × RUBE0)); □.
- GOLDEN PINK. TB-La-S7L (Marx N.); R., 1945; (MOROCCO ROSE × RAMESES); #129C; □.
- GOLDEN RUFFLES. TB-M-Y4M (Taylor-C.C. N.); R., 1945; (MARGARET BOND × VIVACIOUS); #305.
- GOLDEN RUSSET. Etc.; (Hall-D. N.); etc., H.C., A.I.S. 1945; A.I.S. Bull. 98:5. August 1945.
- GOLDEN SAGA. TB-M-La-Y4D (Small-R.C. N.); R., 1945; (GOLDEN AGE × Covert Y Sdlg.); □ none.
- GOLDEN SHIMMER. TB-La-Y4D (Miles N.); R., 1945; (JEAN CAYEUX × #36/72); #38/8; □.
- GOLD LODGE. TB-M-La-Y4M (Wareham N.); R., 1945; (from Sdlgs. derived from *trojana* and DOMINION); □.
- GOLD RUFFLES. TB-LaM-La-Y4D (Muhl. N.); R., 1945; MARY RICH LYON × MIDWEST GEM); □ none.
- GOLD SPRITE. DB-E-Y4D (Horton N.); R., 1945.
- GOOD COMPANION. TB-M-S7M (Stevens-W.R. N.); R., 1945; ((FIRELIGHT) × (RADIANT MORN × NEW DAWN)); #2/Q35; □.
- GOOD FORTUNE. TB-M-W8L (Mit. N.); R., 1945; (Sdlg. Plie. × Plie.); □ M.
- GRACE TETLEY. TB-E-Y4D (Chadburn 1945); Orp. 1945; R., 1945; (JOAN LAY × MABEL CHADBURN); Selected for Trial at Wisley, 1945.
- \*GRACIOUS LADY. Etc.; (Taylor-C.C. N.); R., 1942; etc.
- GRACIOUS LADY. TB-M-B1L (Taylor-C.C. N.); R., 1945;

- (PURISSIMA × Sdlg. blend: #199) × (VIOLET SYMPHONY); #365.
- GRAPE SHERBET. TB-EM-R3M (Gers. N.); R., 1945; (BLUE PRELUDE × MAVOURNEEN); □ str. concord grape.
- GREAT SMOKIES. TB-M-S1M (Haydon N.); R., 1945; (STELLA HAYDON × JEAN CAYEUX); □.
- GRECIAN ROBE. TB-E-La-Y5L (Heller N.); R., 1945 ((OLD IRONSIDES Sdlg.) × (SUNGOLD × CHOSEN)); #1-5-23.
- GREEN PASTURES. TB-E-La-Y1L (Heller N.); R., 1945; (OLD IRONSIDES × OREGON SUNSHINE); #1407; H.C., A.I.S. 1945; A.I.S. Bull. 98:5. August 1945.
- GREETINGS. TB-EM-R7M (Millik. N.); R., 1945; (((CALIFORNIA BLUE × SOUV. DE MME. GAUDICHAU) × (BALBOA × GRACE STURTEVANT)) × (CHINA MAID)); #1998-5.
- GRIMALKIN. TB-M-S1L (Horton N.); R., 1945; (WHITE GODDESS × AZTEC GLORY).
- GULF STREAM. TB-M-B1D (Fay N.); R., 1945; (DYMIA × NARAIN); #43-4; H.C., A.I.S. 1945.
- GWENDOLYN ANLEY. TB-La-W9M (Long-B.R. 1945); Wal. 1945; R., 1945; (REVERIE × MRS. VALERIE WEST); □ sl.
- GYPSY. Etc.; (Klein. N.); R., 1944; (Sdlg. #245 × E. B. WILLIAMSON). (corr. of parentage); H.M., A.I.S. 1945; A.I.S. Bull. 98:4. August 1945.
- HALLELUIAH. TB-M-WW (Welch N.); A., 1945; (GUDRUN × EASTER MORN).
- HARRIET THOREAU. Etc.; (Cook 1944); etc. H.M., A.I.S. 1945; A.I.S. Bull. 98:4. August 1945.
- HAUGHTY. TB-M-W4 (Welch N.); R., 1945; (CALIFORNIA GOLD × EASTER MORN).
- HAZY MORN. TB-E-S1M (Miles N.); R., 1945; (JEAN CAYEUX × #36/72); #38/8B; □.
- \*HEART BALM. Etc.; (Gers. N.); R., 1937 etc.
- HELENA WHEELER. TB-La-Y4L (Wheeler N.); R., 1945; (HAPPY DAYS × PERSIA); □ str. wild rose.
- HERITAGE. TB-M-R4M (Hall-D. N.); R., 1945; (from 2 flamingo Pi. Sdls.).
- HIGH COMMAND. TB-E-M-Y9M (Long-B.R. N.); R., 1945; (ETERNAL CITY × LOUVOIS); □ sl.
- HIGH SPIRITS. TB-M-R4L (Horton N.); R., 1945; (AZTEC GLORY × RIDING HIGH).
- HIJA MIA. Etc.; (Taylor-C.C. 1943); etc. H.C., A.I.S. 1945; A.I.S. Bull. 98:5. August 1945.
- \*HILDEGARDE. Etc.; (Gers. N.); R., 1940; etc.
- HINDU. TB-M-La-S9L (Craigie N.); R., 1945; (PURISSIMA × JEAN CAYEUX × (—)); □ none.
- HIT PARADE. TB-M-R4L (Hall-D. N.); R., 1945; (from 2 flamingo Pi. Sdls.).
- HIWASSEE. TB-M-R9L (Bech. N.); R., 1945; (FRIEDA MOHR × RAMESES); □ sw.
- HONOLULU BELLE. TB-La-B3D (Bech. N.); R., 1945; (LEGEND × DOROTHY DIETZ); □ sl.
- HOPKINTON. TB-M-S4M (Graves N.); R., 1945; (FORTUNE × KEARSARGE); □ ho.
- HYACINTH. TB-EM-B1M (Wheeler N.); R., 1945; (PURISSIMA × SANTA BARBARA); □ wild plum.
- HYBLA. TB-EM-S6M (Spender 1944); Wal. 1944; R., 1945;

- (Sdlg. involving GOLDEN HIND, AMBASSADEUR, MRS. VALERIE WEST, CARDINAL and DEPUTE NOMBLOT); □ sl.
- ICE CAP. TB-EM-W1 (Milton N.); R., 1945; (PURISSIMA × SIRIUS); □ sl.
- INDIAN GIFT. TB-EM-W2M (Clevenger N.); R., 1945; (RAMESES × SACRAMENTO); □ gr.
- INDIAN LASS. TB-M-R4M (Horton N.); R., 1945; (#41-2 × BEVERLY).
- IOPUS. TB-EM-S6M (Wheeler N.); R., 1945; ((PURISSIMA × SANTA BARBARA) × (GOLDEN BEAR)); □ wild plum.
- IRISH ROSE. TB-M-R7M (Bailey-A. N.); R., 1945; (parentage unknown); □ str. sw.
- ISABEL LUEBBEN. TB-EM-Y4D (Luebben N.); R., 1945; (HAPPY DAYS × CALIFORNIA GOLD).
- ITALIAN JOY. TB-M-S9D (Stevens-W.R. N.); R., 1945; (FIRELIGHT × COPPER ROSE); #1/S 109; □ sw.
- IVORY TOWER. Etc.; (Walker 1944); etc. H.C., A.I.S. 1945; A.I.S. Bull. 98:5. August 1945.
- JAVA PRINCESS. Spur-S4M (Nies N.); A.I.S. Bull. 98:26. August 1945.
- JEANETTE MACDONALD. TB-MLa-S7M (Covert N.); R., 1945; ((JEAN CAYEUX × AMENTI) × (Sass #36-43 × EROS)); □ none.
- JEWEL BOX. TB-MLa-S7M (Essig N.); R., 1945 (#1527 × MISS CALIFORNIA — involving a very slight trace of *mesopotamica* and MAGNIFICA (2×), ALCAZAR, SOUV. DE MME. GAUDICHAU, MME. CHERI, MRS. HAW, ESPLENDIDO (2×), KASHMIR WHITE, HOLLYWOOD, REDGLOW, and GRACE STURTEVANT); #1883-42A; □ sl.
- JEZEBEL TB-M-S7M (Smith-K. N.); R., 1945; (AUBANEL × #X-76); #1-21.
- JOPPA PARROT. TMB-E-S6D (White-C.G. N.); R., 1945; (oncobred); □ sl.
- JOURNEY'S END. TB-M-S4L (Stevens-W.R. N.); R., 1945; (MAGNOLIA × KING MIDAS) × (POLYNESIA); #1/R80; □ sw.
- JUNE CLOUDS. Vinic-WW (Dormon N.); R., 1945; (parentage unknown).
- JUNE DAY. TB-EM-B1M (Woodnutt N.); 1945; (from LORD OF JUNE and SENSATION Sdlg.); □ sw.
- JUNE QUEST. TB-M-La-R7L (Cousins N.); R., 1945; (ANGELUS × P. Sdlg.); □ M.
- KATHERINE FAY. Etc.; (Fay 1943); etc.; H.M., A.I.S. 1945; A.I.S. Bull. 98:4. August 1945.
- KERMIS. TB-M-S8M (Heller N.); R., 1945; (TIFFANY × MISS ARAVILLA).
- KERN VALLEY. TB-E-M-B1M (Millik. N.); R., 1945; ((Sister Sdlg. of MOUNTAIN SKY) × ((Sister Sdlg. of BLUE RIVER) × (JEAN CAYEUX))); #2480-2; □.
- KING'S JESTER. TB-M-W8D rev. (Stevens-W.R. N.); R., 1945; (MADAME LOUIS AUREAU × —); #1/S122.
- \*KNIGHT WARRIOR. Etc.; (Gers. N.); R., 1936; etc.
- KNIGHT WARRIOR. TB-VLa-R6D (Gers. N.); R., 1945; ((BRUNO × SHERBERT: Lap. #U2) × (DAUNTLESS)); □ sw.
- LA CONCHA. TB-M-R4L (Whiting N.); R., 1945; (((MARISHA × SANDALWOOD) × (MARISHA × AMENTI)) × (ANGELUS)); #4344; □ none.

- LA DONNA VELATA. TB-EM-Y4L (Douglas-M.E. N.); R., 1945; (DARK KNIGHT × SNOWKING); A.I.S. Bull. 98:49; August 1945; #21-28; □ sw.
- LADY LETTY. TB-M-Y9M (Gage 1946); R., 1945; (ANNA GAGE × —); □ sl.
- LADY LOUISE. TB-M-W5L (Graves N.); R., 1945; (SNOW FLURRY × FLORA ZENOR); □ sl.
- LA GOLONDRINA. TB-M-La-B7D (Tompkins N.); R., 1945; (BRUNHILDE × LILAMANI); □ sl.
- LAGUNITA. DB-E-R1D (Walker 1945); Loth. 1945; (PUCK × DOGROSE); #16-44; □ good.
- LAKE BREEZE. Etc.; (Fay 1944); H.M., A.I.S. 1945; A.I.S. Bull. 98:4. August 1945.
- LAKE CONSTANCE. TB-M-S3M (Walker N.); R., 1945; (parentage unknown); #8-44; □ v. g.
- LAKE GEORGE. Etc.; (Smith-K. 1943); etc. H.M., A.I.S. 1945; A.I.S. Bull. 98:4. August 1945.
- LAKESON. TB-M-B1M (Parker-J.B. N.); R., 1945; (((#4292: ((PURISSIMA × JELLOWAY) × SHINING WATERS))) × (GREAT LAKES); #4912; □ sl.
- LALIQUE. TB-EM-B3D (Douglas-M.E. N.); R., 1945; (ALICE HARDING × EASTER MORN); A.I.S. Bull. 98:49. August 1945; □ sl.
- LAMPLIT HOUR. TB-M-La-Y4M (Tompkins N.); R., 1945; (GOLDEN SPIKE × MELLOWGLOW); □ none.
- LARK SONG. Etc.; (Nies 1942); Etc. H.C., A.I.S. 1945; A.I.S. Bull. 98:5. August 1945.
- LATE GUEST. TB-VLa-Y9M (Muhl. N.); R., 1945; (CITY OF LINCOLN × ROYAL COMMAND).
- LAVENDER BLUE. TB-M-B1L (Wheeler N.); R., 1945; □ sl.
- LAVENDER MIST. TB-M-B7M (Hall-D. N.); R., 1945; (Pi. Bl. Sdlg. × Mauve Sdlg.).
- LEILANI. Etc.; (Wash. 1941); etc. H.M., A.I.S. 1945; A.I.S. Bull. 98:4. August 1945.
- LELAWALLA. TB-M-La-R6D (Gers. N.); R., 1945; (SHIRA × HOOSIER SUNRISE); □ sl.
- LEMON GLOW. TB-M-W5L (Sawyer N.); R., 1945; (CRYSTAL BEAUTY × —); □ v. sl.
- LILACCHARM. TB-M-B7M (Berry 1945); R., 1945; □ str.
- LITTLE GLACIER. TB-EM-M-W1 (Muhl. N.); R., 1945; (EASTER MORN × STELLA POLARIS); □.
- LORD MAYOR. TB-M-Y9D (Barr 1945); Barr 1945; R., 1945; (REVERIE × BRUNO); □ nil.
- LOTHARIO. Etc.; (Schreiner 1942); etc. H.M., A.I.S. 1945; A.I.S. Bull. 98:4. August 1945.
- LOUISE AUSTIN. Vinic-M-B1D (Arceneaux N.); R., 1945; (*foliosa* × MARINGUIN YELLOW); S.L.I. Test. Gard. #4-42-7.
- LOVELY MELODY. TB-M-Y8L (Smith-K. N.); R., 1945; (Y Plie. Sdlg. × BALMUNG); #4-10. **Lucern.** Muhl. 1945; LUCERNE.
- LUCKY STAR. TB-M-W4M (Marx N.); R., 1945; (AMIGO × SHAH JEHAN); #108a; □.
- LUXURY. TB-M-S7L (Stevens-W.R. N.); R., 1945; ((MISS CALIFORNIA) × ((NEW DAWN × RADIANT MORN) × (INSPIRATION))); #1/P71; □ sw.
- \*LYNN LANGFORD. Etc.; (Hall-D. N.); R., 1941; etc.
- LYNN LANGFORD. TB-La-R7L (Hall-D. 1945); R., 1945; (from 2 Pi. and Y Bl. Sdls.); H.C. A.I.S. 1945.

- MACBETH. TB-M-S9D (Barr N.); R., 1945; (SARCHEDON selfed); □ sl.
- MADAM SATAN. TB-M-R4D (Haydon N.); R., 1945; (JOYCETTE × Sdlg. #180); □ none.
- MAGIC FIRE. TB-MLa-R6D (Wareham N.); R., 1945; (from Sdls. derived from *trojana* and DOMINION).
- MAGIC WAND. TB-La-Y7D (Klein. N.); R., 1945; (TOBACCO ROAD × DAYBREAK); □.
- MAJESTIC GOLD. TB-M-Y4D (Heller N.); R., 1945; (GOLDEN MAJESTY × RADIANT); # 1-1-65.
- MANILA. IB-M-Y4L (Millik. 1945); R., 1945; ((LOUDOUN × NEW ALBION) × (HAPPY DAYS)); #2150-16.
- MARCELLE. TB-M-La-Y4D (Wareham N.); R., 1945; (from Sdls. derived from *trojana* and DOMINION); □.
- MARE ISLAND. TB-E-B3M (Barnevit N.); R., 1945; (SAN GABRIEL × THEODORE); □ lilac.
- MARILYN JEAN. TB-M-MLa-W8L (Medbery N.); R., 1945; (LOS ANGELES × —); #32-38; A.I.S. Bull. 98:61. August 1944; □ sl.
- Marion Vaughan. A.I.S. Bull. 98:55. November 1944; MARION VAUGHN.
- MAROON DAMASK. TB-La-R4D (Klein. N.); R., 1945; (MEXICO × tall R Sdlg.); □.
- MARY SHORE. Etc.; (Long-B.R. N.); etc. (from Sdls. derived from MME. CECILE BOUSCANT, MOONLIGHT, MRS. VALERIE WEST, DOLLY MADISON and SQUARE HILL).
- MARY VERNON. Etc.; (McKee 1941); etc. A.M., A.I.S. 1945; A.I.S. Bull. 98:3. August 1945.
- MATTIE GATES. TB-La-W6M rev. (Sass Bros. N.); R., 1945; (GOLDEN FLEECE × #40-371: (fr. 2 Y plicatas)); #42-50.
- MELODY LACE. TB-M-La-W8L (Muhl. N.); R., 1945; (MME. LOUIS AUREAU × TIFFANY); □ sw. pea.
- \*MERRY LASS. Etc.; (Gers. N.); R., 1937; etc.
- MERRY LASS. TB-EM-W9L (Gers. N.); R., 1945; (\*PICTURESQUE × LEBSCHEN); □ sl.
- MERRY ROSE. TB-LaM-R7M (Muhl. N.); R., 1945; (LANCASTER × DAYBREAK); □.
- MERYON. TB-M-R4M (Spender 1944; Wal. 1944; R., 1945; (EVENTYR × JEAN CAYEUX); □ sl.
- MICHIGAN STATE. Etc.; (Nies 1942); etc. H.M., A.I.S. 1945; A.I.S. Bull. 98:4. August 1945.
- MIDNIGHT SUN. TB-E-BID (Cousins N.); R., 1945; ((MIDAS × Sdlg.) × (NARANJA)); □ M.
- MIMOSA GOLD. TB-M-Y4M (Douglas-G. N.); R., 1945; ((GOLDEN SPIKE) × (ALICE HARDING)) × ((SOLDANO × CHINA CLIPPER)); #436A; □.
- MINNIE COLQUITT. Etc.; (Sass-H.P. 1941); etc. A.M., A.I.S. 1945; A.I.S. Bull. 98:3. August 1945.
- MIOBELLE. Etc.; (McKee 1942); etc. H.M., A.I.S. 1945; A.I.S. Bull. 98:4. August 1945.
- MIOFLORE. TB-M-S7D (McKee N.); R., 1945; ((MING YELLOW × MIOBELLE) × (MIOBELLE)); □ none.
- MIOGEM. TB-M-S7M (McKee N.); R., 1945; ((MIOBELLE) × (#4367 × MING YELLOW)); H.C., A.I.S. 1945; □ sl.
- MIRIAM COREY. TB-EM-B7M (Gage 1946); R., 1945; (ANNA GAGE × —); □ none.

- MIRROR LAKE. TB-M-La-B1L (Muhl N.); R., 1945; (BLUE SPIRE × GREAT LAKES); □.
- MISS CAROLINE. TB-M-W9M (Wolfe-W.G. N.); R., 1945; (HAPPY DAYS × SIERRA BLUE); □ sl.
- MISSION ALTAR CLOTH. TB-M-B9M (Essig N.); R., 1945; (UNCLE REMUS × #1370A: involving PRIMAVERA, ALCAZAR, MISS WILLMOTT, SHERBERT, CALIFORNIA BLUE, SHASTA, and W. R. DYKES); #1785.
- MISSION DOLORES. TB-MLa-B7M (Essig N.); 1945; (# 1486B × R., Sdlg. and involving LIBERTY, KASHMIR WHITE, FIREFALL, and ROSE MITCHELL); #1816-44-A.
- MISSION LASS. TB-E-B1L (Barnewitz N.); R., 1945; (LUAIA × FRIVOLITE); □ lilac.
- MISSION MADONNA. Etc.; (Essig 1942) etc. H.C., A.I.S. 1945; A.I.S. Bull. 98:5. August 1945.
- MISS MARY. IB-M-La-Y4L (Small-R.C. N.); R., 1945; (GIBRALTAR × Pattison Y Sdlg.).
- MISTY GOLD. Etc.; (Schreiner 1943); etc. H.M., A.I.S. 1945; A.I.S. Bull. 98:4. August 1945.
- MISTY MORNING. TB-M-La-W3L rev. (Martin-J. N.); R., 1945; (Mt. Cloud × Sdlg.); □ none.
- MME. RAYA. TB-La-R4M (DeForest N.); R., 1945; (PRETTY PENNY × CASA MORENA).
- MOHICAN LODGE. TB-M-Y4D (Parker-J.B. N.); 1945; ((#2534: (JELLOWAY × MOON MAGIC)) × (JELLOWAY strain × CALIFORNIA GOLD)); #4031; □ sl.
- MOHRLOFF. TB-M-W2D (Schirmer-H.W. N.); R., 1945; (ORMOHR × ORLOFF); □.
- MOLASSES. TMB-etc.; (White-Loth. N.); R., 1944; (((THEME × SACRAMENTO) × (PINK JADU × susiana)) × ((DAUNTLESS × MIRASOL) × (hauranensis))); etc.
- MONTY. TB-La-R4M (Miles N.); R., 1945; (TRADER HORN × SPOKAN); #38/3B; □.
- MOON BLOSSOM. TB-M-R7L (Tompkins N.); R., 1945; (SNOQUALMIE × GOLDEN SPIKE); □.
- MOONLIGHT MADONNA. Etc.; (Sass-J. 1942); etc. A.M., A.I.S. 1945; A.I.S. Bull. 98:3. August 1945.
- MOONTIDE. TB-M-Y4D (McKee N.); R., 1945; (RED GLEAM × MARY VERNON); H.C., A.I.S. 1945; □ none.
- MORNING SKY. TB-La-S7L (Berry 1945); R., 1945 (DAYSPRING × MOONGOLD); #34-10-6; □.
- MOTHER'S DAY. TMB-M-S1L (Millik. 1945); R., 1945; (Lav. Sdlg. × TOP HILLY); #2139-2.
- MOUNTAIN BLUE. TB-M-B1L (Wheeler N.); 1945; (PACIFIC × HAPPY DAYS); □ sl.
- MOUNT HERMON. Etc. (Lowry 1942); etc. H.M., A.I.S. 1945; A.I.S. Bull. 98:4. August 1945.
- MOUNT TIMP. TB-E-W8L (Muhl. 1945); R., 1945; (OCTOBER OPERA × TIFFANY); □ sw.
- NAIVASHA. TB-M-S1M (Wheeler N.); R., 1945; (PACIFIC × HAPPY DAYS).
- NANCY BIEHL. TB-M-Y7L (Miles N.); R., 1945; ((GUDRUN × PAULINE JOHNSON) × Creamy pink Sdlg.); #42/35; □.
- NANCY HALL. TB-M-S9L (Small-R.C. N.); R., 1945; (Y Sdlg. × —); □ none.
- NAPA LASS. TB-E-R7L (Barnewitz N.); R., 1945; (PINK OPAL × SHINING WATERS); □ lilac.

- NAVAL LIEUTENANT. TB-M-B1M (Clutton N.); R., 1945; (Dark Blue Sdlg. involving BRUNO, PIONEER and BLACK WINGS) × (GREAT LAKES); □ pl.
- NEIGHBOR. TB-M-La-B1M (Smith-K. N.); R., 1945; (LAKE GEORGE × GREAT LAKES); #5-22.
- NEW SNOW. TB-M-WW (Fay 1946); R., 1945; (SNOW FLURRY × KATHERINE FAY); #44-24; H.C., A.I.S. 1945.
- NIGHTFALL. Etc.; (Hall-D. 1942); etc. A.M., A.I.S. 1945; A.I.S. Bull. 98:3. August 1945.
- NORTHERN ONTARIO. TB-La-Y4D (Craigie N.); R., 1945; (RAMESES × W. R. DYKES); □ none.
- OCCIDENTAL. TB-M-Y8M (Mit. N.); R., 1945; (Sdlg. Plie. × Plie.); □ M.
- OCTOBER DAY. TB-M-R4L (Marx N.); R., 1945; (MIDWEST GEM × STAINED GLASS); □.
- OKLAHOMA. TB-La-S3M (Mit. N.); R., 1945; (Sdlg. Plie. × Plie.); □ good.
- OKTOHBI. TB-M-B1L (Shroeder N.); R., 1945; (SHINING WATERS × GLORIOLE); □ sw. pea.
- OLA KALA. Etc.; (Sass-J. 1942); etc. A.M., A.I.S. 1945; A.I.S. Bull. 98:3. August 1945.
- OLD LACE. TB-E-S3L (Mit. N.); R., 1945; (Sdlg. Plie. × Plie.); □ sl.
- OLD VELVET. TB-EM-R9D (Sawyer N.); R., 1945; (INDIAN CHIEF × —); □ str. pl.
- OPALESCENT. TB-MLa-S9L (Gers. N.); R., 1945; (ARCATA × Loomis #SQ 70); □ lo.
- OPENING BID. TB-E-Y4D (Taylor-C.C. N.); R., 1945; (ELAN × DECOROUS); #335; □ str.
- ORO GRANDE. TB-EE-V1a-Y6D (Heller N.); R., 1945; (SUNGOLD × GOLDEN HIND).
- ORANGE BLUSH. TB-EM-Y9M (Smith-E.H. N.); R., 1945; (AT DAWNING × —); #85-43; □ none.
- ORANGE FLARE. TB-M-R6L rev. (Covert N.); R., 1945; (CITY OF LINCOLN × NARANJA); □ none.
- Orchid Bi-Color. Nat. Hort. Mag. 28:189. #4. Oct. 1944; CONTRAST.
- ORCHID BLUES. TB-M-B1L (Muhl. N.); R., 1945; (BLUE SPIRE × GLORIOLE); □ none.
- ORCHID DREAM. TB-M-R3D (Gers. N.); R., 1945; ((MME. CHERI × DUSK) × CHRISTABEL)); □ sw.
- OREGON ROSE. TB-M-S9M (Marx N.); R., 1945; ((MOROCCO ROSE) × (TOKAY × AMBROSIA)); #27; □.
- OTON-TALA. TB-M-W8M rev. (Craigie N.); R., 1945; ((MADAME LOUIS AUREAU) × (MARY GEDDES × CRYSTAL BEAUTY)); □.
- PACIFIC FOG. TB-E-La-S1L (Heller N.); R., 1945; (PACIFIC × EASTER MORN).
- PAGAN LADY. TB-M-La-B1L (Small-R.C. N.); R., 1945; (Small Sdlg. × —); □ none.
- PALE DAWN. TB-M-S7L (Schroeder N.); R., 1945; ((RAMESES) × (SANDIA × JEAN CAYEUX)) × (Hall-D. Sdlg.).
- Palomino. TB-S6L (Walker N.); A.I.S. Bull. 96:34. Feb. 1945.
- PALOS VERDES. TB-M-Y1M (Millik. 1945); R., 1945.
- PAMELA STARK. TB-M-S6M (Sadler N.); R., 1945; (PINHOE PASTEL × TUSCANY GOLD); □ sl.

- PASTEL. TB-EE-S7M (Wheeler N.); R., 1945; ((DON QUIXOTE × W. R. DYKES) × (HAPPY DAYS)).
- Peeke.** PEEKI; A.I.S. Bull. 92:68. Feb. 1944.
- PEEKI. TB-M-Y8M (Small-R.C. N.); R., 1943; (MME. CHEREAU × Y Sdlg.); **Peeke**, A.I.S. Bull. 92:68. Feb. 1944. (Corr.)
- PEGGY SHARP. TB-M-B1M (Parker-J.B. N.); R., 1945; (((#4292: ((PURISSIMA × JELLOWAY) × (SHINING WATERS))) × (GREAT LAKES)); #4911; □ sl.
- PENSIVE. TB-EM-R7D (Grant N.); R., 1945; (SABLE × DEEP VELVET); □ none.
- PERIWINKLE BLUE. TB-M-B1M (Stevens-W.R. N.); R., 1945; (SHINING WATERS × ALINE); #2/Q3; □ none.
- PERSIAN GLOW. DB-E-B9D (Horton N.); R., 1945.
- PERU. TB-M-B1M (Millik. 1945); R., 1945; (MT. CLOUD × sister of FORT KNOX); #2325-1.
- \*PICTURESQUE. Etc.; (Gers. N.); R., 1937; etc.
- Piute.** Ford J.A. 1945; PIUTE.
- PILGRIMS WAY. TB-M-S1L (Randall N.); R., 1945; (Sdlg. × WAR AND PEACE); Selected for Trial at Wisley, 1945.
- PINHOE PASTEL. TB-M-Y9L (Sadler N.); R., 1945; (EVOLUTION × Sdlg.); □ sl.
- PINHOE POMPEY. TB-La-Y4D (Sadler N.); R., 1945; (PINHOE PASTEL × TUSCANY GOLD); □ none.
- PINHOE PURITAN. TB-M-W3L rev. (Sadler N.); R., 1945; (PURISSIMA × DR. CHOBAUT); □ sl.
- PINHOE PURITY. TB-M-WW (Sadler N.); R., 1945; (PURISSIMA × DR. CHOBAUT).
- PINK BISQUE. TB-M-R7L (Craigie N.); R., 1945; (MARY GEDDES × SNOWKING); □ v. sw.
- PINK CAMEO. Etc.; (Fay 1944); etc. H.C., A.I.S. 1945; A.I.S. Bull. 98:5. Aug. 1945.
- PINK CLOUD. TB-M-R7L (Fay N.); R., 1945; (ETHELWYNN DUBUAR × Orchid Pi. Sdlg.); #40-13.
- PINK GESTURE. TB-M-La-R4L (Wareham N.); R., 1945; (from Sdls. derived from *trojana*, DOMINION and GOLD FISH); □.
- PINK LACE. TB-La-R4L (Sass Bros. N.); R., 1945; ((DORÉ × MATULA) × (FLORA ZENOR)); #44-22.
- PINNACLE. TB-M-W6M (Stevens-W.R. N.); R., 1945; (MAGNOLIA) × ((GUDRUN) × (LADY MORVYTH × RANGATIRA)); #5/RA103; □ sl.
- PLACID BEAUTY. TB-E-Y4L (Marx N.); R., 1945 ((KALINGA × JEAN CAYEUX) × (FORTUNE)); #126G; □.
- PLEIAD ELECTRA. TB-M-La-Y4L (Wareham N.); R., 1945; (from Sdls. derived from *trojana* and DOMINION); □.
- POLYPHEMUS. TB-M-La-R6D (Goodman N.); R., 1945; (MORNING SPLENDOR × GEO. J. TRIBOLET); □ pl.
- \*PRAIRIE FIRE. Etc.; (Thompkins N.); R., 1941; etc.
- PRAIRIE FIRE. TB-M-La-Y7D (Thompkins N.); R., 1945; (NARANJA × GOLDEN SPIKE).
- PRAIRIE PEACH. TB-M-S9L (Small-R.C. N.); R., 1945; (Y Sdlg. × —); □ none.
- PRECIOUS. TB-M-Y5M (Mit. N.); R., 1945; (Sdlg. Plie. × Plie.); □ M.



- PRESIDENT FRANKLIN D. ROOSEVELT. TB-E-R9D (Cohée N.); R., 1945; (SAMOSET × RANCHO); □ none.
- PRIMROSE ORCHID. TB-La-Y1L (Wareham N.); R., 1945; (from Sdlgs. derived from *trojana* and DOMINION).
- PROVOST. TB-M-La-S1L (Muhl. 1945; ) R., 1945; (FORT KNOX × Loomis' DORÉ type sdlg. from SEA SHELL); □ str. sw.
- PRUDENCE. TB-M-B1M (Wheeler N.); R., 1945; (SAN DIEGO × SANTA BARBARA).
- PURPLE PLUSH. TB-M-R3D (Knowlton N.); R., 1945; (M.A. PORTER × BLACK WINGS); #39-55.
- PURPLE VELVET. TB-M-R9D (Barnard-Sawyers N.); R., 1945; (parentage unknown).
- QUALITY FIRST. TB-M-W1 (Taylor-C.C. N.); R., 1945; ((PURISSIMA × INDIAN CHIEF) × (SHINING WATERS)); #302; H.C., A.I.S. 1945.
- RAINBOW ROOM. TB-La-S7D. (Sass-J. N.); R., 1945; (Y blend #50-36 (Sass-H.P.) × (MATULA)); #40-311; H.C., A.I.S. 1945.
- Ramesus. Ford-J.A. 1945; RAMESSES.
- RARE MARBLE. TB-LaM-VLa-Y8D (Muhl. N.); R., 1945; (BONANZA × TIFFANY); □ sl.
- RED AGATE. TB-EM-R4D (Spender 1944); Wal. 1944; R., 1945; (INSPIRATION × TEMERAIRE).
- RED AND GOLD. TB-M-Y9D (Wheeler N.); R., 1945; (WABASH × MARY SENNI); □ M.
- RED MAJESTY. Etc.; (Douglas-D. 1944); etc. H.C., A.I.S. 1945; A.I.S. Bull. 98:5. August 1945.
- \*RED MANTILLA. Etc.; (Gers. N.); R., 1940; etc.
- RED SCARF. TB-EE-VLa-R9D (Heller N.); R., 1945; (TIFFANY × MISS ARAVILLA); #21-20-3.
- RED TORCH. TB-La-S9M (Sass-H.P. N.); R., 1945; (ROUGE BOUQUET × PRAIRIE SUNSET); #36-41; H.C., A.I.S. 1944; A.I.S. Bull. 94:4. Aug. 1944; □ none.
- REDWARD. Etc.; (Cook 1942); etc. H.M., A.I.S. 1945; A.I.S. Bull. 98:4. August 1945.
- REDWYNE. Etc.; (McKee 1944); etc. H.M., A.I.S. 1945; A.I.S. Bull. 98:4. Aug. 1945.
- REMEMBRANCE SISTER. TB-M-S7L (Hall-D. N.); R., 1945; (fr. two Pi. Bl. Sdlgs.).
- REVEILLE. Etc.; (Tobie 1943); etc. H.M., A.I.S. 1945; A.I.S. Bull. 98:4. Aug. 1945.
- RHONA. TB-M-S7L (Long-B.R. N.); R., 1945; (fr. Sdlg. derived from MME. CECILE BOUSCANT, MOONLIGHT, MRS. VALERIE WEST, LYRA, ZOA, EVOLUTION and DOLLY MADISON); □ sl.
- RICH RENOWN. TB-M-R6M (Stevens-W.R. N.); R., 1945; (POMPADOUR × AIDA); #4/R37; □ sw.
- ROANOKE. TB-M-R6M (Smith-K. N.); R., 1945; (MATULA × ORANGE GLOW); #4-58.
- ROBERT HILL LANE. Spur-S3D (Nies N.); R., 1945.
- ROCKET. TB-M-Y9D (Whiting N.); R., 1945; ((SANDALWOOD × NARANJA) × (GOLDEN SPIKE)); #4215; H.M., A.I.S. 1945; □ lo.
- RODGER. TB-M-B1L (Small-R.C. N.); R., 1945; (B Sdlg. ×—); □ none.
- ROMAN HOLIDAY. TB-M-Y4D (Stevens-W.R. N.); R., 1945; (GOLDEN HIND × CEDAR); #1/P40; □ none.

- ROSE MELODY. TB-M-S7M (Whiting-Ray 1944); Ray 1944; R., 1945.
- ROYAL DIADEM. TB-LaM-Y9D (Cassedeer N.); R., 1945; (ADIOS × JUNALUSKA); H. C., A.I.S. 1945; □ sl.
- Royal Scott. Muhl. 1945; ROYAL SCOT.
- RUSSET BROWN. TB-M-S4D (Gers. N.); R., 1945; ((HOOSIER SUNRISE) × (FRANCESCA × FRANK ADAMS)); □ sl.
- RUSSET WINGS. TB-M-S4M (Wills N.); R., 1945; (OLD PARCHMENT × STARDOM); #57-43; H.C., A.I.S. 1945; □ sl.
- RUSTUM. TB-E-S3D (Wheeler N.); R., 1945; (EL CAPITAN × CAMELIARD).
- RUTH DARLING. TB-M-La-R9M (Small-R.C. N.); R., 1945; (THE RED DOUGLAS × Schreiner #15-37); □ sl.
- RUTH DOUGLAS. TB-M-La-R9D (Small-R.C. N.); R., 1945; ((THE RED DOUGLAS × Schreiner #15-37) × ((KING TUT × GRACE STURTEVANT) × (RED ROBE))); □ sl.
- RUTH DUNLOP. TB-M-La-R3M (Small-R.C. N.); R., 1945; (THE RED DOUGLAS × Schreiner #15-37); □ sl.
- SALMONETTE. TB-La-R4L (Sass-J. N.); R., 1945; ((DORÉ × MATULA) × ((BEAU IDEAL × RAMESES) × (AMITOLA)) × (MISS CALIFORNIA)); #44-39; H.C., A.I.S. 1945.
- SALOME. TB-M-Y6D (Tompkins N.); R., 1945; ((LATE SUN) × (HAPPY DAYS × DEPUTE NOM-BLOT)); □ cin.
- SANBAR. TB-M-B7L (Wheeler N.); R., 1945; (PURISSIMA × SANTA BARBARA).
- SANDED MARBLE. TB-E-YSM (Muhl. N.); R., 1945; (Electra (Schreiner) × ORLOFF); □ sl.
- SAN MARINO. TB-M-W8D (Milk. 1945); R., 1945; ((MADAME LOUIS AUREAU) × ((ALTA ROSA) × (Sdlg. #841 × Sdlg. #874))); #2312-17; □ none.
- SANTA CRUZ. TB-M-Y9D (Mit. N.); R., 1945; (Sdlg. var. × var.); □ none.
- SANTA FE TRAIL. TB-M-R4D (Covert N.); R., 1945; ((STINGAREE) × (VOLTIGEUR × DAUNTLESS)); □ sl.
- SCARLET Tanager. TB-M-R4M (Chowning N.); R., 1945; (SONNY BOY × RADIANT); □ pl.
- SEA LARK. TB-EM-B1M (Muhl. N.); R., 1945 (BRUNHILDE × SABLE); □.
- SEA MIST. TB-EM-B1L (Shulenburg N.); R., 1945; (W Sdlg. × RED DOMINION); □ sl.
- SEA WAVES. TB-La-B1M (Craigie N.); R., 1945; (MADAME MAURICE LASSAILLY × MELDORIC); □ sw.
- SHARON KAY. TB-M-S1L (DeForest N.); 1945; (MOROCCO ROSE × LORI MAY); □.
- SHEPHERDESS OLIVIA. TB-M-Y1L (Wareham N.); R., 1945; (from Sdgs. derived from *trojana* and DOMINION); □.
- SHERIFFA. Etc.; (White 1941); etc. A.M., A.I.S., 1945; A.I.S. Bull. 98:3. August 1945.
- SHINE ON. TB-M-R4M (Muhl. N.); R., 1945; (FIESTA × DUBROVNIK).
- SHIRA. TB-EM-R6M (Gers. N.); R., 1945; (ROSY WINGS × CHRISTABEL); □ nutmeg.
- SIERRA GLOW. TB-M-La-R4M (Essig N.); R., 1945; (INDIAN CHIEF × #1527A; involving *mesopotamica*, MAGNIFICA (2×), MRS. HAW, ELDORADO, KASHMIR

- WHITE, ESPLENDIDO, ALCAZAR, SOUV. DE MME. GAUDICHAU, MME. CHERI, HOLLYWOOD, GRACE STURTEVANT and REDGLOW; #1880-44-A.
- SILVER SUNLIGHT. TB-VLa-W6D rev. (Douglas-G. N.); R., 1945; (RAEJEAN × NORTHMAN); #441-A; □.
- SINGING RIVER. TB-M-La-S4M (DeForest N.); R., 1945; (RIO ORO × —).
- SIROCCO. TB-M-S7M (Marx N.); R., 1945; ((HAPPY DAYS × BEOWULF) × (KHORASAN)); □.
- SKEEZIX. DB-E-B7D (Horton N.); R., 1945.
- SKY CHIEF. TB-M-B1L (Marx N.); R., 1945; ((PURISSIMA × NO-WE-TA) × (GREAT LAKES)); #101C; □.
- SKYFLECK. Vinie-W2 (Gosslin N.); R., 1945; collected.
- SKY MAID. Etc.; (Walker 1942); etc. H.M., A.I.S. 1945; A.I.S. Bull. 98:4. August 1945.
- SKYWARD. TB-M-B1L (Marx N.); R., 1945; ((GLORIOLE × EL CAPITAN) × (SIERRA BLUE)); □.
- SNOW CRYSTAL. Etc.; (Wills 1944); etc. H.C., A.I.S. 1945; A.I.S. Bull. 98:5. August 1945.
- SONATINE. TB-M-La-R1M (Tompkins N.); R., 1945; (MELANIE × MIDWEST GEM); □ lilac.
- SON OF TOKEN. TB-VLa-R4M (Smith-E.H. N.); R., 1945; (COPPER LUSTRE × TOKEN); #80-43.
- SONRISA. Etc.: (DeForest 1941); Etc. H.M., A.I.S. 1945; A.I.S. Bull. 98:4. August 1945.
- SOUSUN. Etc.; (Essig 1942); etc. H.M., A.I.S. 1945; A.I.S. Bull. 98:4. Aug. 1945.
- SOUTHERN ALPS. TB-M-WW (Stevens-W.R. N.); R., 1945. ((LAGOS) × ((GUDRUN) × (LADY MORVYTH × RANGATIRA))); #2/P 78; □ sw.
- SPANISH LUSTRE. TB-M-R9D (Wareham N.); R., 1945; (from Sdls. derived from *trojana* and DOMINION).
- SPINDRIFT. Etc.; (Loomis 1929); etc. H.M., A.I.S. 1945; A.I.S. Bull. 98:4. August 1945.
- SPIRIT FLOWER. TB-La-M-W4M (Wareham N.); R., 1945; (from Sdls. derived from *trojana* and DOMINION).
- SPRING DAYS. Vinie-B1L (Debaillon-Dormon 1945); (Coll. Gulf Coast, S. La., about 1934 by Debaillon); Wild Gard. 1945; R., 1945; **Spring Skies**, Wild Gard. 1945.
- STAG AT EVE. TB-EM-M-S4M (Muhl. N.); R., 1945; (CHOSEN × PRAIRIE SUNSET).
- Stalla Viola.** Snyder 1945; STELLA VIOLA.
- STAR OF EDEN. TB-EM-WW (Booth 1945); Orp. 1945; R., 1945; (((CONQUISTADOR) × (SOUV. DE MME. GAUDICHAU × W. R. DYKES)) × (MRS. VALERIE WEST)); □ sl.
- STARRY NIGHT. Vinie-B1D (Coll. in wild, Min.; Dormon N.); R., 1945; **V. L. Minuet**, M.S.D. La. Iris Soc. Bull. 13:5, 1944.
- STATELY. DB-E-Y4L (Horton N.); R., 1945.
- STATEN ISLAND. TB-M-Y9M (Smith-K. N.); R., 1945; (THE RED ADMIRAL × CITY OF LINCOLN); #5-29.
- St. Bride's.** Meyer-H.R. 1945; ST. BRIDE.

- ST. JULIEN. IB-M-R1D (Meyer-H.R. 1944); Meyer-H.R. 1944; R., 1945; (DEPUTE NOMBLOT × —); □ none.
- SUKEY OF SALEM. Etc.; (Nes. 1944); etc. H.C., A.I.S. 1945; A.I.S. Bull 98:5 August 1945.
- SULTAN'S ROBE. TB-M-R4D (Salb. 1945); Salb. 1945; R., 1945; (((ANNE-MARIE CAYEUX × ALTA CALIFORNIA) × (HAPPY GIFT)) × (MISS CALIFORNIA)) (((GOLD TOP × KING MIDAS) × (MISS CALIFORNIA)) × (HAPPY GIFT)).
- SUMMER SKIES. TB-M-B1L (Stevens-W.R. N.); R., 1945; (SHINING WATERS × ALINE); #1/Q3; □ none.
- SUMMERTIME. TB-La-Y4D (Caldwell N.); R., 1944; BETTY NESMITH × JEAN CAYEUX × GOLDEN MAJESTY) × (OLA KALA). Correct. of 1944.
- SUNBONNET GIRL. TB-La-VLa-W6D (Taylor-F.E. 1945); Loth. 1945; (PURISSIMA × COLONIAL); □.
- SUNLIT CLOUD. TB-M-S7M (Marx N.); R., 1945; (KALINGA × JEAN CAYEUX) × (FORTUNE); #126A; □.
- \*SUNNY MORN. Etc.; (Gers. N.); R., 1937; etc.
- SUNSET SERENADE. Etc.; (Sass-J. 1941); etc. A.M., A.I.S. 1945; A.I.S. Bull. 98:3. August 1945.
- SUN SHOWERS. TB-M-S1L (Corey N.); R., 1945; (JASMANIA × MING YELLOW).
- SUSAN DREVES. TB-M-S4M (Horton N.); R., 1945; (Sdlg. × AZTEC GLORY).
- SUZABELLE. TB-M-W8L (Knowlton N.); R., 1945; (SEDUCTION × TIFFANY); #41-60B.
- SUZETTE Etc.; (Knowlton 1943); etc. H.M., A.I.S. 1945; A.I.S. Bull. 98:4. August 1945.
- SWEDEN. IB-Y3L (Schreiner-R. N.); A.I.S. Bull. 94:51. August 1944.
- SWEET ALICE. TB-M-R7L (Loth. N.); R., 1945; (BROWN BETTY × MISS SALLY); #34-38. □ sl.
- SWEET JANICE. TB-M-S6M (Gage, 1946); R., 1945; (COPPER PIECE × ARETHUSA); □ sl.
- SWEET REFRAIN. TB-M-R4M (Hall-D. N.); R., 1945; (fr. two Pi. Sdls.).
- SYLVAN NYMPH. TB-MLa-S6M (Wareham N.); R., 1945; (from Sdls. derived from *trojana* and DOMINION); □.
- SYRINGA. TB-M-R1M (Lowry N.); R., 1945 (BUECHLEY GIANT × PHEBUS); #L9-56; □.
- TAKU. TB-M-WW (Craigie N.); R., 1945; (parentage lost); □ str. sw.
- TALLY-HO. TB-La-R9M (Hall-D. N.); R., 1945; (from two Pi. and Y blend Sdls.).
- TAN BOY. TB-La-S4L (Marx N.); R., 1945; ((KALINGA × JEAN CAYEUX) × (FORTUNE)); #126-C; □.
- TANIT. TB-M-S4L (Barker-M.J. N.); R., 1945; (BUCKSKIN × BROWN BETTY); #45-03; □ sl.
- TEA ROSE. Etc.; (Whiting 1944); etc. H.M., A.I.S. 1945; A.I.S. Bull. 98:4. August 1945.
- TEHACHAPI. TB-E-B7L (Millik. N.); R., 1945; (Mt. Cloud Sdlg. × SHINING WATERS Sdlg.); #2252-5.
- TEMPLAR. TB-M-Y8M (White-C.G. N.); R., 1945; (ALWAYS × ORLOFF).
- TEMPLE LIGHT. TB-M-Y4M (Stevens-W.R. N.); R., 1945;

- ((MAY DAY) × ((MISS CALIFORNIA) × ((RADIANT MORN × NEW DAWN) × (INSPIRATION)))); #4/S121; □ none.
- TEN-O'CLOCK SCHOLAR. TB-VLa-W9M (Douglas-G. N.); R., 1945; (EXTRAVAGANZA × PAILLASSE); □.
- THE ALAMO. TB-M-S1L (Covert N.); R., 1945; ((JEAN CAYEUX × AMITOLA) × (Sass #128-34)); □ sl.
- THE BLUE RIDGE. TB-EM-Y1L (Haydon N.); R., 1945; (W. R. DYKES × DOROTHEA); □ del.
- THE BRIDE. IB-E-M-WW (Smith-K. N.); R., 1945; (THE WHITE SENTINEL × CATHEDRAL DOME); #3-21.
- THE FRANCISCAN. TB-La-B9D (Essig N.); R., 1945; (#1449A × #1499H; involving NEW ALBION, FIREFALL, ROSE MITCHELL, EASTER MORN, W. R. DYKES, CHINA LANTERN, CARDINAL, AMBASSADEUR, and ESPLENDIDO); #1813-45-A; □ distinct.
- THE INTRUDER. TB-MLa-B7D (Tompkins N.); R., 1945; probably: ((SMOLDER × SABLE) × (Sass' #41-83; (from THE BLACK DOUGLAS and LILAMANI))); □ *hya*.
- THE SPARTAN. TB-M-W4L (Graves N.); R., 1945; (LADY BOSCAWEN × PINK REFLECTION); □ *gr*.
- THREE CHEERS. TB-M-W9D (Cook 1945); Long. 1945; R., 1945; (WABASH) × ((SUSAN BLISS × MORNING SPLENDOR) × (AMOENA Sdlg.)).
- THREE OAKS. Etc. (Whiting 1940); etc. H.M., A.I.S. 1945; A.I.S. Bull. 98:4. August 1945.
- TIARA. TB-M-La-R4M (Slothower N.); R., 1945 (LATE SUN × E. B. WILLIAMSON); □ *acacia*.
- TIFFORDEE. IB-La-W2D rev. (Small-R.C. N.); R., 1945; (ORLOFF × TIFFANY); □ *sl*.
- Tishamingo. Muhl. 1945; TISHOMINGO.
- Titan Lady. Muhl. 1945; TITIAN LADY.
- \*TONATIUH. Etc.; (DeForest N.); R., 1944; etc.
- TONATIUH. TB-M-Y4D (DeForest N.); R., 1945; (LATE SUN × RIO ORO).
- TOPAZ CLOUD. TB-LaM.Y6D (Wareham N.); R., 1945; (from Sdls. derived from *trojana* and DOMINION).
- TORCH SONG. TB-M-La-Y4M (Tompkins N.); R., 1945; (GOLDEN HIND × DUBROVNIK); □ none.
- TOSCIN. TB-M-Y4D (Wheeler N.); R., 1945; (TOSCANA × —).
- T O U R N A M E N T. TB-La-R7M (Wills N.); R., 1945; (MONADNOCK × Hall #39-85, sister of STARDOM); #31-42; □.
- TRANSFORMATION. TB-La-Y3L (Wareham N.); R., 1945; (from Sdls. derived from *trojana* and DOMINION).
- TREASURE ISLAND. Etc.; (Klein. 1937); etc. A.M., A.I.S. 1945; A.I.S. Bull. 98:3. August 1945.
- TUNDRA. TB-La-B1D (Cousins N.); R., 1945; (B. DOMINION Sdlg. × BRUNHILDE); □ M.
- TWILIGHT CHARM. TB-LaM-W7 (Wareham N.); R., 1945; (from Sdls. derived from *trojana* and DOMINION).
- TWO OPALS. Etc.; (Nies 1944); etc. H.C., A.I.S. 1945; A.I.S. Bull. 98:5. August 1945.
- TYRANT. TB-M-R1D (Long-B.R. N.); R., 1945; (fr. Sdls. derived fr. 8 named varieties); □ *sl*.

- VALLET. TB-M-R7D (Bombers. 1942); R., 1945; (BLUE VELVET × CLARA NOYES); □ none.
- VANDA. TB-M-B1M (Miles N.); R., 1945; (LAGOON × TYPHOON); □ str.
- VELVET ANTIQUE. TB-MLa-S4L (Wareham N.); R., 1945; (from Sdls. derived from *trojana* and DOMINION); □ sl.
- VELVET MANTLE. TB-M-R6M (Clutton N.); R., 1945; (E. B. WILLIAMSON × CHEERIO); □ pl.
- \*VENTURA. Etc.; (Walker N.); (BALDWIN × PRESIDENT PILKINGTON); etc.
- VENTURA. TB-M-B7L (Walker N.); R., 1945; (parentage unknown); #2-45; □ good.
- VESPER. TB-M-Y4L (Cousins N.); R., 1945; ((GREAT LAKES × Y Sdlg.) × (DOMINION Sdlg. × W. R. DYKES)); □ M.
- VICTORY DAY. TB-E-Y3M (Sawyer N.); R., 1945; (parentage unknown); □ sl. pl.
- VIRGINIA D A R E. TB-M-WW (Woodnutt N.); R., 1945; (from two W Sdls. derived from ARCHANGEL, SNOWKING, BIRCHBARK, and LOS ANGELES): □ some.
- VISION FUGITIVE. Etc.; (Wareham 1938); H.M., A.I.S. 1945; A.I.S. Bull. 98:4. August 1945.
- VOYAGEUR. TB-M-Y4D (Cousins N.); R., 1945; (from Sdlg. derived from NARANJA, NEPENTHE and KING TUT); □ M.
- WAVE ON. TB-E-W1 (McKee N.); R., 1945; (((Snow Flurry × #4017) × (Helios (Cay.) × (JANET BUTLER))); #4210; H.C. A.I.S. 1945; □ none.
- WAXY WHITE. TB-E-M-WW (Muhl. N.); R., 1945; (PRESIDENT PILKINGTON × SALUTATION); □.
- WEE PRINCE. DB-E-B1M (Hor-ton N.); R., 1945.
- WHISPERING PINES. TB-E-Y4L (Barnewitz N.); R., 1945; (CALIFORNIA GOLD × MARTHA WHITE); □ lilac.
- WHITE CITY. Etc.; (Murrell 1939); etc. A.M., A.I.S. 1945; A.I.S. Bull. 98:3. August 1945.
- WHITE EAGLE. TB-EM-WW (Shulenburg N.); R., 1945; (Tall W Sdlg. × HAPPY DAYS); #48-52; □ pl.
- WHITE MAJESTY. TB-M-WW (Luebben N.); R., 1945; (HAPPY DAYS × CRYSTAL BEAUTY).
- WHITE PARVENU. TB-M-WW (Welch N.); R., 1945; (GUDRUN × EASTER MORN).
- WHITE PRAIRIES. TB-M-WW (DeForest N.); R., 1945; (SNOW FLURRY × SILVER SUSIE).
- WHITE RUFFLES. TB-M-W4 (Taylor-C.C. N.); R., 1945; (SNOW FLURRY × PRINCESS OF BRENTWOOD); #351; H.C., A.I.S. 1945.
- WHITE SLAVE. TB-M-W6L rev. (Bait N.); R., 1945; (GUDRUN × GRACE STURTEVANT); □ sl.
- WHITE WEDGEWOOD. Etc.; (Grant 1942); etc. A.M., A.I.S. 1945; A.I.S. Bull. 98:3. August 1945.
- WINDERMERE. TB-M-B1L (Long-B.R. N.); 1945; (PAULETTE × KILLINEY) □ str.
- WINEBERRY. TB-EM-S1M (Clevenger N.); R., 1945; (BUCKSKIN × GOLDEN AMBER); □ sl.
- WINGS OF VICTORY. TB-MLa-R1M (Woodnutt N.); R., 1945; (prob. (JULIA MARLOWE × CARDINAL) × (LAVENDER LADY)); **Winged Victory** (Woodnutt); □ sl.

- WONDERFUL. TB - LaM - W8D  
(Smith-K. N.); R., 1945;  
(ARIANE × MT. ROBSON) ×  
(#1-58: (Siegfried × Mme.  
Louis Aureau)); #4-61.
- Woodcarver's Blue. Nat. Hort.  
Mag. 23:190. #4. October 1944.
- Woodcarver's L a v e n d e r Blue.  
M.S.D. La. Iris Soc. Bull. 13:4.  
1944.
- YANK. DB-E-R7D (Horton N.);  
R., 1945.
- YELLOW CELLOPHANE. TB-  
E-Y4L (Wheeler N.); R., 1945;  
(PURISSIMA × SANTA BARBARA).
- YELLOW COMET. TB-E-M-Y4L  
(Smith-K. N.); R., 1945; (GOLD-  
EN SPIKE × SALLY ANN); #3-2.
- YELLOW ORCHID. TB-LaM-Y4D  
(Wareham N.); R., 1945; (from  
Sdgs. derived from *trojana* and  
DOMINION).
- YELLOW SKIN. TB-M-Y4M  
(Wolfe-H.M. 1945); Bommers.  
1945; R., 1945; (GRACE STURTE-  
VANT × HAPPY DAYS); □ none.
- YUMA. TB-La-Y8D (Mit. N.);  
R., 1945; (Sdlg. Plic. × Plic.);  
□ M.
- ZIA. IMB-E-R3L (White-C.G. N.);  
R., 1945; (oncobred); Tab. I.

---

## VISITORS TO THE ANNUAL MEETING OF THE AMERICAN IRIS SOCIETY HELD IN BOSTON JUNE 6-7-8, 1946

- Allen, Mr. Robert E., 32 Earlwood Drive, White Plains, N. Y.  
Allen, Mrs. Robert E., 32 Earlwood Drive, White Plains, N. Y.  
Baker, Mrs. E. C., 73 Walnut Hill Rd., Chestnut Hill, Mass.  
Bartlett, Mrs. Herbert S., 26 Walnut St., Marlboro, Mass.  
Bartlett, Mrs. S. T., 310 Melrose Ave., Toronto, Can.  
Barker, Mr. and Mrs. M. J., 458 California St., Newtonville, Mass.  
Bear, Mr. Charles U., 654 Putnam Ave., Detroit 12, Mich.  
Bear, Mrs. Charles U., Greensboro, Vermont.  
Belcher, Mrs. Charles E., 624 Beacon St., Newton Ctr., Mass.  
Benoit, Armand A., 5 Congress St., Worcester 2, Mass.  
Blake, Louise, Three Oaks, 861 Glendalyn Ave., Spartanburg, S. C.  
Bommer, Mrs. A. M., 37 Woburn St., West Medford, Mass.  
Broddy, Mrs. C. B., 185 St. Germain Ave., Toronto, Can.  
Brown, Dr. and Mrs. G. P., Broad St., Barre, Mass.  
Brown, Dr. and Mrs. J. H., 15 Shaw St., West Newton 65, Mass.  
Buneaux, Mr. and Mrs. John A., 8331 Constance Ave., Chicago, Ill.  
Buttrick, Mr. Stedman, Liberty St., Concord, Mass.  
Cannon, Gabriel, 543 Otis Blvd., Spartanburg, S. C.  
Campbell, Mrs. F. W., 41 Beverly Rd., Grosse Point Farms, Mich.  
Carpenter, Mr. Carl, 115 E. 19th, Owensboro, Ky.  
Carruth, Mr. and Mrs. C. M., 351 Brooks St., Worcester, Mass.  
Cary, Mr. and Mrs. Ralph H., 36 Pilgrim Ave., Marblehead, Mass.  
Cassebeer, Mr. F. W., 953 Madison Ave., New York 21, N. Y.  
Chisholm, Mr. and Mrs. George J., 23 Boulderbrook Rd., Wellesley, Mass.  
Clarke, Mr. and Mrs. Stanley C., 10 Los Arboles Rd., Albuquerque, N. Mex.  
Cohee, Mr. and Mrs. John, 890 Rome Drive, Los Angeles, Calif.  
Colby, Mr. and Mrs. Lawrence W., 317 Main St., Hyannis, Mass.  
Connell, Mr. Clarence P., 2001 Grand Ave., Nashville, Tenn.  
Cook, Dr. Franklin, 2747 Hurd Ave., Evanston, Ill.  
Cooley, Mr. R. M., 810 No. Water St., Silverton, Ore.  
Corey, Mrs. Preston E., 707 Pearl St., Reading, Mass.  
Corliss, Mrs. Cyrus, 108 Mt. Vernon St., West Roxbury, Mass.  
Davis, Mrs. Maslin, 504 12th St., S. W., Roanoke, Va.

Dickey, Miss Evelyn, 475 South St., Waltham, Mass.  
 Dickey, Mr. Geo. W., 475 South St., Waltham, Mass.  
 Dolman, John, Jr., 304 Vassar Ave., Swarthmore, Pa.  
 Douglas, Geddes, 440 Chestnut St., Nashville, Tenn.  
 Dupee, Mrs. Norman E., 80 Dorset Rd., Waban, Mass.  
 Elliott, Mrs. R. R., 85 Highland Ave., Winchester, Mass.  
 Ellis, Mr. and Mrs. C. M., 50 Philbrick Rd., Newton Ctr., Mass.  
 Englerth, Mrs. Lawrence D., 4652 S. Division Ave., Grand Rapids, Mich.  
 Farrington, Mr. and Mrs. E. I., 65 Church St., E. Weymouth, Mass.  
 Fay, Mr. Orville W., 1522 Isabella St., Wilmette, Ill.  
 Fishburn, J. P., 631 Wellington Ave., Roanoke, Va.  
 Fogg, Mrs. Florence W., 25 Thorndike St., Concord, N. H.  
 Foster, Mr. and Mrs. Richard A., 46 Bay State Rd., Belmont, Mass.  
 Fraim, Dr. and Mrs. Irving W., 99 Claremont St., Waltham, Mass.  
 Fraser, Mr. and Mrs. Herbert C., 48 Eldredge St., Newton, Mass.  
 Gage, Mr. L. Merton, 53 N. Main St., Natick, Mass.  
 Graves, Dr. and Mrs. R. J., 65 N. State St., Concord, N. H.  
 Griffin, Mrs. A. C., 422 So. 8th St., Griffin, Ga.  
 Grist, Mr. Cecil A., Box 535 Buzzards Bay, Mass.  
 Grist, Mrs. Cecil A., Box 535 Buzzards Bay, Mass.  
 Hall, Mr. and Mrs. Bertram J., Box 113, Claverack, N. Y.  
 Hall, Mr. David, 809 Central Ave., Wilmette, Ill.  
 Hanna, Mrs. Ethel, Emma Ave., Akron, Ohio.  
 Herbert, Mrs. C. A., 730 Laburnum Ave., Raleigh Court, Roanoke, Va.  
 Hill, Miss Eleanor, 1633 E. 22nd St., Tulsa, Okla.  
 Hobson, Mr. & Mrs. Harvey, Belton, S. C.  
 Hodgin, Miss Frances C., 335 Asheboro St., Greensboro, N. C.  
 Hoogesteger, Bessie C., Grand Rapids, Mich.  
 Johnson, Mr. and Mrs. C. A., 63 Central Ave., Medford, Mass.  
 Johnson, Mr. K. W., 1721 Hampton Rd., Akron, Ohio.  
 Kellogg, Mr. and Mrs. Willard M., No. Granby, Conn.  
 Ketchum, Mrs. Morgan, 178 S. McLean Blvd., Memphis, Tenn.  
 Ketchum, Mrs. William, 51 Rockridge Rd., Mt. Vernon, N. Y.  
 Kirkpatrick, Mrs. M. R., 7 Everett St., Stoneham, Mass.  
 Kleinsorge, Mr. R. E., Silverton, Ore.  
 Knowlton, Mr. and Mrs. Harold W., 32 Hancock St., Auburndale, Mass.  
 Lapham, Mr. and Mrs. E. G., 1003 Strong Ave., Elkhart, Ind.  
 Leary, Mr. Geo., Box 15, Millbury, Mass.  
 Low, Franklin E., 17 Bradshaw St., Medford, Mass.  
 Lowry, Dr. and Mrs. Franklin P., 62 Walnut Jark, Newton, Mas.  
 Ludden, Vera H., 1516 Ross St., Sioux City, Iowa.  
 Mackenzie, Mr. and Mrs. A. W., 716 No. Solano, Albuquerque, N. Mex.  
 McKee, Mr. Wm. J., 45 Kenwood Ave., Worcester, Mass.  
 Merry, Mr. and Mrs. Percy I., 109 Brookside Rd., Weedham, Mass.  
 Muse, Mrs. H. M., 2014 Shaw St., Wichita Falls, Tex.  
 Naas, Mr. and Mrs. C. W., 2243 Virginia Pk., Detroit, Mich.  
 Nesmith, Mr. and Mrs. Thomas, 166 Fairmount St., Lowell, Mass.  
 Newton, Miss Bessie B., 204 W. College St., Griffin, Ga.  
 O'Driscoll, Mr. John F., 66 Greenhill Parkway, Worcester, Mass.  
 Palmer, Mr. and Mrs. Edwin L., 434 Medford St., Malden 48, Mass.  
 Palmer, Dr. and Mrs. J. W., 210 No. Irving St., Arlington, Va.  
 Perrigo, Mrs. C. A., 73 Poplar St., Newburgh, N. Y.  
 Phillips, Mrs. C. S., Jackson Rd., Griffin, Ga.  
 Pollock, Mrs. Geo. Gordon, 1341 45th St., Sacramento, Calif.  
 Randolph, Prof. L. F., College of Agriculture, Ithaca, N. Y.  
 Rankin, Mary, 230 N. Franklin St., Greensburg, Ind.  
 Ray, Mr. and Mrs. S. W., 2271 Lipscomb, Ft. Worth, Texas.  
 Ricker, Mrs. Ralph E., 1516 Ross St., Sioux City, Iowa.



Roberts, Mrs. Charles F., 226 Forest Ave., Norfolk 8, Va.  
 Rogers, Mr. and Mrs. Guy, 1806 Grant St., Wichita Falls, Texas.  
 Rose, Mrs. W. K., 2340 Lipscomb, Ft. Worth, Texas.  
 Ross, Mrs. R. L., 30 Outlook Rd., Tallmadge, Ohio.  
 Scott, Mr. and Mrs. W. F., Jr., 407 No. Floressant Rd., Ferguson, Mo.  
 Shaw, Miss Emily B., 29 Dean St., Attleboro, Mass.  
 Shaw, Mrs. Fred E., 18 Cushing St., Medford, Mass.  
 Shull, J. Marion, 207 Raymond St., Chevy Chase, Md.  
 Steedman, Mrs. Geo. C., 1220 Oregon Ave., Roanoke, Va.  
 Stephenson, Mrs. Chas. J., Box 3004, Westville Sta., New Haven 15, Conn.  
 Stevens, Mr. James C., Greenville, N. Y.  
 Stewart, Mrs. S. V., 913 Summit Ave., Westfield, N. J.  
 Stone, Kenneth W., Ashby, Mass.  
 Stone, Walter C., Iris Gardens, Camden, N. Y.  
 Stuetzel, Mrs. Otto, 8239 Topanga Canyon Blvd., Canoga Pk., Calif.  
 Stuntz, Mr. M. F., 6508 Main St., Williamsville, N. Y.  
 Tobie, Dr. and Mrs. Walter E., 3 Deering St., Portland, Maine.  
 Tuck, Mrs. John H., 101 Dale St., N. E., Grand Rapids, Mich.  
 Ware, Amy G., 146 Franklin St., Stoneham, Mass.  
 Washington, Mrs. T. A., Nashville, Tenn.  
 Waters, Mrs. Silas B., 2005 Edgecliff Point, Cincinnati, Ohio.  
 Watkins, Mr. Howard R., 309 Cumberland Ave., Chevy Chase, Md.  
 Weidner, Mr. Earl, 795 Salem St., Malden, Mass.  
 Wheeler, Mr. Winfield A., 832 Concord St., Framingham, Mass.  
 Wilson, Mr. Wilbur G., 2001 W. Easton Court, Tulsa, Okla.  
 Wister, Mr. John C., Swarthmore College, Swarthmore, Pa.  
 Wonson, Mrs. Martha L., 25 March Ave., West Roxbury, Mass.  
 Woodnutt, Josephine J., Jericho, L. I., N. Y.  
 Woodnutt, Katherine A., Jericho, L. I., N. Y.

---

## OFFER FROM NASHVILLE GROWERS

■ At Boston the Board of Directors accepted the invitation of the Chicago members to hold the 1947 Annual Meeting in that city and Nashville is serving as host in 1948.

Realizing that there are many breeders of iris who are producing fine varieties yearly without much opportunity for them to be judged, the Nashville growers are offering to grow a limited number of selected seedlings from other breeders so that they may be on display in 1948. This offer is made purely as a private project and with the full appreciation that the A.I.S. is not supporting any Official Test Garden. It is merely an effort to satisfy the evident demand for some sort of publicity for seedlings from breeders far removed from centers of iris culture and is similar to a like offer made in 1933.

This offer should be accepted only after a full understanding of the following conditions:

1. That the growers assume no responsibility for loss whatsoever; and

2. That no breeder send more than two varieties.

The growers hereby agree to give such entries good average care, that they not allow these irises to be used for breeding or commercial purposes, and that all stock will be held at the disposition of the owner after the 1948 blooming season.

GROWERS :

Wentworth Caldwell	Mrs. T. A. Washington
Clarence Connell	Thos. A. Williams
Geddes Douglas	Jesse Wills
Stanley Horn	

Your application for space should be sent *before* August 15th to R. S. Sturtevant, Rte. 5, Nashville 4, Tenn., on the attached form. You will then be assigned a number and the name of the grower as it is our intent to have no record available to the judges of either the name of the introducer or of the variety. Plants should be sent as directed, prepaid and insured, to arrive between August 20, 1946 and September 15, 1946. Permanent labels and stakes should be included. Breeders should appreciate that tender varieties such as Purissima, Shining Waters, etc., may be subject to winter damage in Nashville. Remember that information as to source will remain private until *after* the 1948 judging. Any reports made in 1947 on what may prove a 50% blooming on one year plants will be sent the donors only. In 1948 all plants and increase will be returned—collect—unless otherwise directed.

---

To R. S. Sturtevant, Rte. 5, Nashville 4, Tenn.

I hereby apply for display space in Nashville and subscribe to the above conditions as to the responsibility of the individual grower to whom my varieties may be assigned.

Signed .....

Address .....

Seedling No.....Color description.....

Seedling No.....Color description.....

## COMMERCIAL DIRECTORY

All of the dealers listed below are members of The American Iris Society. If you are buying iris for your garden, it should be your particular pleasure to make your purchases from the dealers who have worked with and supported your Society. Your officers and directors invite your special attention to this list. They also ask a favor. When you order, tell the dealer you saw his name in the BULLETIN and do him a favor by not asking for a catalog unless you mean business.

### GEISER'S FAIR CHANCE FARM

*Iris, Peonies and Poppies*

BELOIT, KANSAS

### IRISDALE GARDENS

Mrs. Norman S. Horton

**Grower and Hybridizer**

Descriptive List by Request

**Elkhart, Ind.**

### JORDAN'S IRIS GARDEN

*Iris of Quality*

MRS. W. H. JORDAN

3225 Hardeman St., Ft. Worth, Tex.

### LYON IRIS GARDENS

*New and Choice Irises*

18831 CALVERT STREET  
RESEDA, CALIF.

### MILLIKEN GARDENS

385 W. Colorado Street

Arcadia California

**IRIS—HEMEROCALLIS**

*May we send you our 1944 list?*

### MORGAN'S GARDENS

LATEST and BEST in IRIS

66th and Blue Ridge Blvd. Route 3  
Kansas City, Missouri

### TELL MUHLESTEIN

**Hybridizer and Introducer**

Growing the Latest Novelties  
and the Standard Varieties

691 East 8th North Provo, Utah

---

## FAIRMOUNT GARDENS

*Iris, Hemerocallis, Oriental Poppies*

Introducer of many of the best iris  
and hemerocallis

**MRS. THOMAS NESMITH**  
Lowell, Mass.

---

## Maple Valley Iris Gardens

Mrs. C. G. Whiting

*Hybridizer and Grower of Fine Iris*

MAPLETON

IOWA

---

## LONGFIELD IRIS FARM

Williamson & Cook Originations

*IRIS AND PEONIES*

BLUFFTON

INDIANA

---

## KENWOOD IRIS GARDENS

*Iris, Hemerocallis, Peonies, Poppies*

**MRS. J. F. EMIGHOLZ**

R.R. 10, Sta. M      Cincinnati 27, Ohio

---

## IRISNOLL

FRED DE FOREST

*Hybridizer and Grower*

Route 1

Monroe, Oregon

Descriptive List Sent on Request

---

## IRISES AND DAFFODILS

*Specializing in the Kenyon Reynolds  
Daffodils and Pacific Coast Irises*

LENA LOTHROP

211 East 18th St., San Bernardino, Calif.

---

## IRIS - PEONIES

*Hemerocallis, Poppies*

Large collection—1600 vars.

**C. F. WASSENBERG**

Van Wert, Ohio

---



## WINNE'S GARDEN

*Most of the Best Iris  
of Recent Introduction*

422 Court St.

Beatrice, Neb.

---

## WILD GARDENS

*La. Iris, Native Plants, Rare Bulbs*

**MRS. RUTH M. DORMON**

Rt. 3, Box 70, Old Mooringsport Rd.,  
Shreveport, La.

---

## IRIS CHECK LIST — 1939

With Supplement to 1942

Lists 19,000 Names of Iris and Parentages  
— Over 500 Pages —

\$3 to members; \$4 to non-members. Make  
check or money order payable to American  
Iris Society, 821 Washington Loan &  
Trust Bldg., Washington, D. C.

---

---

## See IRIS "Dreamland"

For most exact word picture of "Dreamland" submitted before July 15, 1946. 1st prize "Dreamland," 2nd "Bright Melody," 3rd "Alza Hola."

**W. S. SNYDER**

3822 4th Ave.      Sioux City 20, Iowa

---

## GRAND IRIS

Dozens of loveliest varieties  
SOUTHERN PACIFIC, EL MOHR,  
ICY BLUE

Send for price list. FREE.

## AMITY GARDENS

AMITY, OREG., BX. 43

---

## RAINBOW HYBRIDIZING GARDENS

THE LATEST IRIS CREATIONS  
In All Colors of the Rainbow

**LLOYD AUSTIN**

Route 1      Placerville, California

---

## Syllmar Gardens

ELMA MIESS

**GROWER OF FINE IRIS**

Route 1      12982 Borden Ave.

SAN FERNANDO, CALIFORNIA

Write for descriptive list.

---

## LINCOLN PLASTIC PLANT MARKERS AND WATERPROOF INDELIBLE INK

*Withstand All Weather Conditions--Remain Legible for Years*

Insure Permanent Record of Cherished Varieties of Your IRIS by Using Our  
BANNER MARKERS: 25, \$1.15 with ink, Postpaid; 200, \$6.80; Bottle of  
Ink 15 cents. Express Collect.

*Samples and Quotations Submitted on Your Requirements*

**LINCOLN LABORATORIES**

Northfield, Minn.

---

## MYRON D. BIGGER

BULBGROWER

High-Rated

**PEONIES**

For Every Purpose

**"Bigger Bulbs"**

Prices on request.

R. R. NO. 4

TOPEKA, KANSAS

# **YEAR BOOKS**

OF

## **THE AMERICAN HORTICULTURAL SOCIETY**

**AMERICAN DAFFODIL YEARBOOKS, 1936, 1937, 1938—  
50c a copy**

**DAFFODIL YEARBOOK, 1942—\$1.00**

The 1942 issue is a joint publication with the Royal Horticultural Society, and contains the latest in daffodil news from Australia, Great Britain, New Zealand, Tasmania and the United States.

**AMERICAN LILY YEARBOOKS, 1940—\$1.00 a copy**

**1942—Price \$1.25**

Your pleasure in iris will be stimulated by taking a good look at other fields. The books listed above offer you best opportunities, and at bargain prices. Much information is contained in each book, and there is no duplication. Write for information about membership in the Society.

Make checks payable to the American Horticultural Society, and send to 821 Washington Loan & Trust Bldg., Washington, D. C.

# **THE IRIS SOCIETY**

*(of England)*

Application for membership in The Iris Society may be sent direct to the American Iris Society office. Make check for dues (\$2.85) payable to the American Iris Society. Send it to Howard R. Watkins, Secretary, 821 Washington Loan & Trust Bldg., Washington, D. C. Mark it plainly "For dues for The Iris Society (of England)" and print your name and address.

# The 100 Best For The White House Garden

The Independence (Mo.) Garden Club has contacted President and Mrs. Truman and has secured their permission to plant a group of 100 Irises in the White House garden. These 100 varieties are to be selected from the 1945 Symposium.

Not all of the Irises contained in the 1945 Symposium are available to the members of the Garden Club, and they are taking this opportunity of appealing to the membership of the A.I.S. for contributions of iris roots to complete their list.

If you have extra stock of the first 100 Irises listed in the 1945 Symposium and would care to contribute to this White House garden, please send your list of stock available to

MR. F. GORDON WILLIS  
1214 Willow Avenue  
Independence, Missouri

The Bulletin had almost gone to press when the Independence Garden Club's request was received, but is taking this means of calling this project to your attention and earnestly solicits your cooperation.





BULLETIN  
OF THE

# AMERICAN IRIS SOCIETY

OCTOBER, 1946

NO. 103

## FROM EAST TO WEST

### C O N T E N T S

1946 Awards .....	3
Questionnaire Summaries, <i>L. F. Randolph</i> .....	5
"After the Ball Was Over," <i>Mrs. Otto Steutzel</i> .....	9
From Virginia to New Hampshire, <i>John Dolman, Jr.</i> .....	12
Family Tree. <i>Helen McGregor—Lady Boscowan, Geddes Douglas</i> .....	13
Region 6 Meeting, <i>Mrs. Silas B. Waters</i> .....	21
Kansas and Missouri Gardens, <i>David Kinnish, Dr. Lewis Clevenger, Dr. H. W. Schirmer</i> .....	24
California, <i>Mrs. Lena Lothrop</i> .....	31
<i>Mrs. Otto Steutzel</i> .....	42
<i>Tell Muhlenstein</i> .....	45
Strange Bed-Fellows of the Check List and Classification, <i>Robert E. Allen</i> .....	51
Mr. "Harry" J. Randall .....	55
ARRANGEMENT CONTEST, <i>Mrs. George Steedman</i> .....	59
Varietal Comments .....	60
In the Garden, <i>Mrs. Corey and Others</i> .....	71
Species Notes, Louisiana, William Mohr, etc. ....	74
Our Members Write. "Intermediate," from Region 6 Questionnaire, Numbered Seedling Publicity. Presby Memorial Garden, Pests, Fading, This and That .....	78
Seedling Comments .....	93
Ask Me Another. Pollenation .....	97
CHECK LIST NOTICE .....	98
GROWTH QUESTIONNAIRE .....	100

Published Quarterly by

THE AMERICAN IRIS SOCIETY, 32nd ST. AND ELM AVE., BALTIMORE 11, MD.

Entered as second-class matter January, 1934, at the Post Office at Baltimore, Md. under the Act of March 3, 1879.

\$3.00 the Year—Additional copies 50 cents each for Members

# THE AMERICAN IRIS SOCIETY

## OFFICERS 1946

### *Directors:*

Terms expiring 1946: J. P. Fishburn David F. Hall	E. G. Lapham W. J. McKee
Terms expiring 1947: Dr. Franklin Cook Carl S. Milliken	Howard R. Watkins Jesse E. Wills
Terms expiring 1948: F. W. Cassebeer Geddes Douglas	Dr. H. H. Everett Dr. R. J. Graves

*President*—Jesse E. Wills, Belle Meade Blvd., Nashville, Tenn.

*Vice President*—Junius P. Fishburn, Box 2531, Roanoke, Va.

*Secretary*—Howard R. Watkins, 821 Wash. Loan & Trust Bldg., Washington, 4, D. C.

*Treasurer*—E. G. Lapham, 1003 Strong Ave., Elkhart, Ind.

*Editor*—Geddes Douglas, Chestnut St., Nashville, Tenn.

### *Regional Vice-Presidents*

1. W. J. McKee, 45 Kenwood Ave., Worcester, Mass.
2. Kenneth D. Smith, Benediet Rd., Dongan Hills, Staten Island, N. Y.
3. John Dolman, Jr., 204 Vassar Ave., Swarthmore, Pa.
4. J. Marion Shull, 207 Raymond St., Chevy Chase, Md.
5. T. N. Webb, Durham, N. C.
6. Mrs. Silas B. Waters, 2005 Edgecliff Point, Cincinnati, Ohio.
7. W. F. Cahoon, R. 4 Cahaba Rd., Birmingham, Ala.
8. Mrs. W. F. Roecker, 3319 No. 14th St., Milwaukee, Wis.
9. O. W. Fay, 1522 Isabella St., Wilmette, Ill.
10. Frank E. Chowning, 2110 Country Club Lane, Little Rock, Ark.
11. Mrs. Mary F. Tharp, Payette, Idaho.
12. Merritt H. Perkins, 2235 Fairfax St., Denver, Col.
13. Dr. R. E. Kleinsorge, Silverton, Oregon.
14. Mrs. G. G. Pollock, 1341 45th St., Sacramento, Calif.
15. Mrs. Otto Steutzel, Canoga Park, Calif.
16. W. J. Moffat, 170 Delaware Ave., Hamilton, Ontario, Canada.
17. Guy Rogers, 1st Natl. Bank Bldg., Wichita Falls, Texas.

### *Chairmen of Committees:*

*Scientific*—Dr. L. F. Randolph, N. Y. State College of Agriculture.

*Election*—Dr. George M. Reed, Brooklyn Botanic Garden, Brooklyn, N. Y.

*Membership & Publicity*—W. J. McKee, Worcester, Mass.

*Registration*—C. E. F. Gersdorff, 1825 No. Capitol St., Washington, D. C.

*Assistant*—Mrs. Walter Colquitt, 487 Albany, Shreveport, La.

*Exhibition*—Mrs. Ralph E. Ricker, 1516 Rose St., Sioux City, Iowa.

*Awards*—Junius P. Fishburn, Roanoke, Va.

*Japanese Iris*—Dr. Geo. M. Reed, Brooklyn Botanic Garden, Brooklyn, N. Y.

---

**IRIS CHECK LIST, 1939**—Lists 19,000 names of iris and parentages; over 500 pages. Price \$3.00 to members; \$4.00 to non-members.

---

**LANTERN SLIDES**—Mrs. P. E. Corey, 707 Pearl St., Reading, Mass.  
RENTAL FEE (To members) \$5.00


## FOREWORD

### "OUR OX IS IN THE DITCH"

Far be it from your Editors to suggest anything that might be even remotely classed as a hindrance to any prospective contributor for we need contributions, but, there are a few simple rules that if followed, will make our fairly onerous burden considerably lighter. First and foremost, typewrite your contributions if at all possible. Typewritten copy is much easier for us to read and edit. Everything that goes to the printer must be typewritten and **DOUBLE SPACED**. This is the second request. If your contribution needs a correction (even the best of us make errors) we can make it between the lines. This eliminates copying on our part. Lastly, as long as you are typewriting the copy anyway, make us an extra copy. Our printer is located in a distant city and we like to keep a copy of everything we send him. It might save us a lot of worry if a Bulletin was lost in the mails. First, typewrite it! Second, double space it! Third, make us an extra copy! Thanks, a lot. And remember, the deadline for the January issue is October 30th.

This bulletin testifies to a rich flow of Varietal and Seedling comment, literally a flood as we omitted many items and were forced to leave many others in local articles. We hope that this will continue. **BUT** read them carefully and model your comments on the most helpful of the lot, in *your* opinion. If standardized they will lose interest but there is a happy medium between a mere like or dislike and a wordy exuberance. Comparison with an older variety of similar color or garden use seems to appeal as do records of good growth (or the reverse) and one tires quickly of a mere "first year plant." "best blue," "marvelous stalk," etc. etc.

Mr. Wills is to be thanked for the arduous compilation of comments in separate color groups and gradually you may decide just what grouping proves of the greatest help.



*Iris douglasiana*, variety, ORCHID SPRITE. Originator Eric Nies. Arrangement and Kodachrome by Mrs. David Lyon of Lyon Iris Garden, Reseda, California.

## 1946 AWARDS

### DYKES MEDAL

No Award in 1946

NOTE: The voting for the Dykes Medal this year resulted in a tie with 23 votes each for DAYBREAK (Kleinsorge, 1941) and OLA KALA (Sass, J. 1943). The members of the Awards Committee and of the Board of Directors feel that this is not a representative vote; 169 judges ballots were received (10 not voting for any Dykes choice); 23 votes are less than 15% of the ballots sent in. In addition we have no authority from the English Iris Society to award more than one Dykes Medal in any one year. Hence, the decision for no 1946 award has been agreed upon.

### AWARD OF MERIT

#### TALL BEARDED

	No. of Votes		No. of Votes
1. Chivalry (Wills—1944).....	74	5. Berkeley Gold (Salbach 1942) .....	50
2. Tobacco Road (Klein- sorge 1942) .....	66	6. Casa Morena (DeForest 1941) .....	35
3. Master Charles (William- son 1943) .....	64	7. Sharkskin (Douglas, G. 1942) .....	33
4. Tiffanja (DeForest 1942) 53		8. Ranger (Kleinsorge '43) 30	

#### NOT TALL BEARDED

1. Lady Mohr (T.M.B.) (Salbach 1943) .....	56	2. Eric the Red (Sib.) (Whitney 1941) .....	29
---	----	--	----

### HONORABLE MENTION

Alpine Glow (Kleinsorge 1945) .....	12	Desert Song (Fay 1946).....	13
Amandine (Douglas, G. 1946)	26	Distance (Cook, P. 1946).....	10
Anna Williamson (Cook, P. 1946) .....	8	Easter Bonnet (Maxwell- Norton 1944) .....	10
Arab Chief (Whiting 1944)	7	Easter Gold (Essig).....	7
Auburn (Kleinsorge 1944).....	9	Golden Ruffles (Taylor 1946)	11
Black Forest (Schreiner, 1945) .....	19	Gulf Stream (Fay 1946).....	12
		Helen McGregor (Graves 1946) .....	60

	No. of Votes		No. of Votes
Honeyflow (Tompkins 1944)	8	Rajah Brooke (Norton 1945)	7
Lady Boscawen (Graves 1946) .....	41	Rilla Gabbert (Carpenter) ..	10
Lake Shannon (DeForest 1945) .....	22	Russet Wings (Wills 1946) ..	22
Lights On (Lapham 1946) ..	11	Salamonie (Cook, P. 1946) ..	7
Lynn Langford (Hall, D. 1945) .....	22	Sukey of Salem (Nesmith 1946) .....	17
Mattie Gates (Sass Brothers 1946) .....	9	Sultan's Robe (Salbach 1945)	11
Moontide (McKee) .....	28	Sylvia Murray (Norton 1944) .....	22
New Snow (Fay 1946) .....	22	The Capitol (Maxwell-Nor- ton 1945) .....	7
Patrice (DeForest 1946) ..	19	Three Cheers (Cook, P. 1945)	14
Pink Cameo (Fay 1946) .....	14	Treva (DeForest 1945) .....	8
Premier Peach (Hall, '44) ..	14	Veishea (Whiting 1945) .....	9

#### NOT TALL BEARDED

Larksong (Spur) (Nies) .....	6	Two Opals (Spur.) (Nies) .....	5
Orchid Sprite (Spur.) (Nies) .....	7		

Tall Bearded Iris require at least 7 votes  
for Honorable Mention. Not tall bearded  
require 5 votes.

#### HIGHLY COMMENDED (Require at least five votes)

Barker (4562) .....	5	Mitchell (0124) .....	6
Baystate (Corey) .....	7	McKee (4525) Augusta .....	19
Blizzard (Knowlton) .....	14	McKee (4670) .....	6
City of Stratford (Miles) ..	7	McKee (4677) Spy Song .....	6
Cook (2045) .....	5	McKee (4666) .....	5
Dolman (285) .....	6	McKee (4431) Pullman .....	6
Pierre Menard (Faught) ..	6	Ruth Broddy (Miles) .....	7
Fay (44-12) .....	5	Sierra Lakes (Buneaux) .....	13
Gage (12-SM) .....	12	Summertime (Caldwell) .....	5
Gentle Florence (Taylor) ..	10	Syringa (Lowry) .....	6
Glutzbeck (206-4) .....	6	Ventura (Walker) .....	10
Hall (46-14) .....	9	Vigil (Wills) .....	7
Illinois (Hall) .....	7	W. J. Moffat (Miles) .....	6
Lapham (G-19) .....	5	White (3-46-29) .....	7
Lowry (L-2-19) Aberdeen ..	16	White Park (Graves) .....	9
Mary Ellen (McKee) .....	10	White Russia (Tobie) .....	8

## QUESTIONNAIRE SUMMARIES\*

L. F. RANDOLPH

During the past year the Scientific Committee undertook with the aid of questionnaires to gather information about iris and provide an opportunity for members to suggest topics for investigation. The response to the two questionnaires that have been issued has been extremely gratifying. In the replies to questions concerning iris culture, species, varieties, diseases and hybridizing a wealth of new information has been obtained that will be extremely helpful in developing a long range program of iris improvement.

The first questionnaire dealt with crossability of iris varieties. Leading hybridizers were asked to list the parentages and other pertinent data concerning outstanding varieties which they have produced in recent years. Varieties reported by two or more breeders to be fertile with their own pollen included Alba Superba, Blue Shimmer, Flora Zenor, Franconia, Melitza, Ola Kala, Prairie Sunset and White Valor. Varieties listed as not fertile with their own pollen included Extravaganza, Fort Knox, Great Lakes, Red Valor, Snow Flurry and Wabash. Varieties of recent introduction reported to set seed freely with pollen of other varieties included Alba Superba, Berkeley Gold, Blue Shimmer, Helen McGregor, Katharine Fay, Mary Vernon, Ola Kala, Pink Reflection, Prairie Sunset and Snow Flurry.

As additional data on fertility of varieties introduced in recent years become available it is planned to issue more comprehensive lists of fertile and infertile varieties similar to those published years ago in the Bulletin #21, by A. B. Stout and his coworkers. Information of this sort will be useful not only to iris breeders but will be of assistance in a genetic analysis of self-sterility and a study of the effects of inbreeding in iris, about which very little is known at the present time.

The parentages of 84 varieties listed as outstanding by their originators were reported in Questionnaire 1. The average number of seedlings grown from the crosses that produced these varieties was 23, a surprisingly small number of individuals from which to select such exceptional varieties. Rarely was more than a single

---

\*Approved by U.S.A. Bureau of Plant Industry, Soils, and Agricultural Engineering.

bloom pollinated in making these crosses, and poor germination also was a factor in limiting the number of seedlings that bloomed. Extravaganza and Redwyne came from very small families of only 4 seedlings each. Ola Kala from a family of 12, Snow Carnival from 14, Katharine Fay from 20 and Blue Shimmer from a family of 25. Apparently, the remarkable advance of recent years in the aggregate have been achieved by growing relatively few seedlings from a very large number of crosses rather than by adequately sampling crosses of proven merit. In exceptional cases originators of outstanding varieties have grown additional progenies and failed to obtain improvements over the original varieties, as for example in the case of Wabash and Great Lakes. But most crosses yield a wide diversity of types and large numbers of seedlings are required to effect recombinations of desirable traits. This is especially true of the modern tetraploid varieties of bearded iris.

Questionnaire 2 was aptly described as a broadside aimed at the entire membership. It was designed to elicit information about varieties and species being grown at the present time and the need for a study of problems relating to iris culture, diseases and hybridizing. More than 200 replies have been received from all parts of the country, and from our members in Canada, England, Australia and New Zealand. As this is being written additional replies are still being received. Information of much value in planning the future activities of the Scientific Committee was contained in the returns, but only the highlights can be projected in this brief summary.

An average of more than 300 named varieties of tall bearded iris are being grown by those who submitted answers to questionnaire 2. From the returns that have come in it is apparent that Dwarfs and Intermediates are grown in significant numbers throughout the country. The Louisiana hybrids apparently are limited almost exclusively to the milder climate of the southern states, but the *Oncocyclis* hybrids and their derivatives are now widely distributed. Eighty-seven species of iris were listed as being grown at the present time by various members. Of these the most popular, as judged by the frequency with which they are being grown are *cristata*, *pseudacorus*, *tectorum*, *versicolor*, *ensata*, *ochroleuca* and *reticulata*, in the order named. A long list of iris species including representatives of 12 sections of the genus being grown in New Zealand has just been received.



Interest in improved methods of iris culture was apparent from the number of questions concerning soil preferences, kinds of fertilizers best suited to iris, and the influence of soil acidity and alkalinity on flower color. Experiments designed to test the response of iris varieties to different levels of soil fertility, soil acidity, and various kinds and amounts of fertilizer apparently are needed, as well as studies of the relation of these factors to the incidence of soft rot and other diseases.

The disease survey included in the second questionnaire revealed that bacterial soft rot is prevalent in all but the more arid parts of the country, and is probably the most injurious disease affecting the bearded iris. Only 25 per cent of the returns listed leaf spot as objectionable and 23 per cent reported injury from *Botrytis rhizome* rot. Mustard seed rot was noted by 16 per cent and mosaic by only 4 per cent of the members who sent in returns. In parts of the country which have hot, dry summers the disease commonly referred to as "scorch" or "red fire" is seriously injurious. Very few returns mentioned iris mosaic, although it is known to be injurious to varieties and species belonging to sections of the genus other than *Pogoniris* and even in this group may be more prevalent than has been generally recognized.

The occurrence of bacterial soft rot was noted in 65 per cent of the returns. Of these 16 per cent reported that ordinarily from 5 to 10 per cent of their plantings were affected. Many others had less than 5 per cent injury and there were five cases of more extreme losses ranging from 10 to 25 per cent of entire plantings. New plantings were affected more frequently than old plantings, although crowded conditions are known to favor the spread of the disease. Numerous reports indicated the disease is becoming more prevalent, and there were many reports that certain varieties are more susceptible than others to soft rot. Whether the disease causes more damage at one season than at another apparently depends on the weather more than on any other factor. Winter injury, rainy weather, and borer infestation favor the spread of the disease, according to numerous reports.


Control measures for bacterial soft rot reported to be effective in some gardens but not in others involve dusting the soil about the plants with copper compounds available under such trade names as "Corona Coppercarb" and "Cupro Jabonite." Varied response to control measures, the appearance of the disease at different seasons

of the year, and the fact that infection may occur in various parts of the plant, including the leaf bases, flower stalk and seed pods as well as the rhizomes suggest that several strains of pathogenic bacteria may be causing the disease commonly referred to as bacterial soft rot. Obviously, this and other diseases of iris urgently need thorough investigation, especially from the standpoint of more adequate control measures.

An extraordinary interest in hybridizing was indicated in the returns to Questionnaire 2. This may be interpreted to mean either that a very large proportion of the members are actively involved in iris breeding, or that those who are interested in this subject are much more articulate than are other members of the society. Of the first 200 returns that were received 160, or 80 per cent, expressed an interest in hybridizing and reported an average of 161 crosses made yearly. The actual number of crosses being made by individual hybridizers ranged from a "few" to several thousand. The total number of seedlings being grown yearly by these 160 persons was 133,670 according to the figures given in the returns. Since this number of persons represents only about 10 per cent of the membership of the society and a considerable number of persons known to be actively engaged in hybridizing are not included, it is obvious that a very large number of seedlings, probably from at least a quarter to a half million, are being grown annually. Furthermore, 92 per cent of those engaged in hybridizing expressed an interest in iris genetics and a willingness to make crosses and record seedling data as a contribution to the study of inheritance in iris.

In response to this widespread interest in hybridizing the Scientific Committee formulated a genetics program, outlining crosses to be made and indicating methods of tabulating results in a uniform manner. This was issued in advance of the blooming season in the northern areas but unfortunately did not reach southern and far western sections before their season was well advanced. As far as is known this is the first attempt of any of the flower societies to establish a participating research program involving an appreciable proportion of its members.

The wholehearted response of so many members to the questionnaires issued by the Scientific Committee has been very helpful in formulating plans for the scientific activities of the society. Numerous suggestions of problems in need of investigation were received and are being given careful consideration.



*Photo by L. F. Randolph*  
*W. McKenzie, Robert Allen, Dr. Kleinsorge.*

## AFTER THE BALL WAS OVER MRS. OTTO STEUTZEL

It is one thing to read of people and their iris in the Bulletin; it is quite another to meet them in the flesh and see them and their iris at the same time. I found the experience to be a pleasant one. In fact it was such a pleasant one that after the official tour of the Annual Meeting was over I revisited practically all of the gardens.

I found it pleasant, too, to see iris in a leisurely fashion and I realized that for one to really see an iris garden a longer stay is needed than is possible at the Annual Meeting. There is no dearth of new things to see on a second visit for there are always a few "Tardy Toms" in the seedling patch and many late blooming named varieties which inevitably come after the show is over and the final curtain has been rung down. This is especially true in California where the blooming season is strung out over a long time.

It was my good fortune to be staying in the East, my former home, for several months so I visited again Mr. McKee's garden and saw his 44-44 in top form. This iris is now named Mary Ellen. It is a beautiful iris, the falls are wide and flaring with much ruffling. They are of a rich oxblood and red brushed with velvety

black and finished with a marginal edging of rosy red, exactly the same shade of the beautifully domed standards. The standards have a brilliant greenish mid-rib which gives them firmness. McKee 4668 is a self of mahogany red. It has wide falls of heavy velvety finish and nicely domed standards. No. 4431 (Eben  $\times$  Storm King) to be named Pullman is a deep purple with no haft markings. It has widely flaring falls. No. 4526 called Beleek for the lovely Irish china has the smooth creamy finish which distinguishes the ware for which it is named.

Blizzard is as white as the landscape after a snow storm and I was glad to see this seedling from Snow Flurry  $\times$  Easter Morn a second time in the lovely Knowlton garden. And likewise No. 12-S-N at Mr. Gage's, a beautiful flaring yellow with no markings of any kind.

Mrs. Lowry's L-219, named Aberdeen, is a light brown self with excellent branching; the first branch begins well below the middle of the stalk. Flaring falls, domed standards with a touch of canary yellow at the throat, good substance coupled with the fact that it is a heavy bloomer and doesn't fade in the sun, makes this a real addition. L2-32, Deep Velvet  $\times$  Sable, is a very deep purple self of good form and branching. In Mrs. Lowry's garden I saw Mr. DeForest's "Tonatiuh" which was blooming beautifully. It is a canary yellow self with an orange beard.

Mrs. Corey's new blue, called Bay State, is from Pale Moonlight  $\times$  Great Lakes, has none of the veining of its famous parent. It is very smooth in texture, with four nicely placed branches, semi-flaring and slightly ruffled. It is a late bloomer. Mrs. Corey's Deep Night was admired very much by the "come again" visitors. It is not as dark as its name implies, but rather is a medley of mulberry and purple. Mrs. Corey bloomed Dutch Defiance, Two Opals and Lark Song, the new Spurias from Mr. Eric Nies, and they did very well for one year plants.

The season in Concord, N. H., is always somewhat later than the Boston area and 1946 was no exception. Visitors to the Annual Meeting were destined to miss many of the best new seedlings in Dr. Graves' seedling patch. Jane Phillips, a child of Helen McGregor, rivals its parent's great beauty. It is a deeper blue but a real blue. Another one, a pure white self, with a pure white beard is called Helen McKenzie. This is a beautifully flaring flower. One very fascinating one named Lady Louise had interesting buds of

olive yellow with a strong midrib of lime green. This one shows its ruffling even in the folded bud. The standards are Colonial Buff, roundly domed and ruffled at the edges. The falls are white with an even border of Colonial Buff, widening each side of the orange yellow beard. The center of the fall has a pearly iridescent flush and the flower is carried on a well branched 44 in. stalk.

On June 21st I had the great pleasure of visiting Mrs. Walter Tobie's garden at Cape Elizabeth, Maine. I accompanied a number of the New England judges on this trip, and although the weather was cloudy the garden was at its peak and very beautiful. Mrs. Tobie's 1947 introduction called White Russia was breathtaking in a large clump. It is a pure white of good form. The beard is pale yellow and the falls slightly ruffled. The standards are domed and tightly closed. We also saw R6B3N1, an amoena from Amigo  $\times$  Wabash. It had red purple velvety falls, pale wisteria standards and a purple beard. The form and branching were excellent. Mrs. Tobie's No. 22 a dark purple from Down East  $\times$  Sable was a lot like Sable but with better branching and a heavy stalk of 41 inches. In the Tobie garden one saw many of the newer varieties such as Master Charles, And Thou, Patrice and others.

On my second visit to Mrs. Nesmith's garden I saw a number of new things from various hybridizers. Among them were Nesmith 429A, a light bronze self from Sequatchie  $\times$  Mexico. Nesmith 429E is a nice neglecta with pale blue standards and solid red-purple falls. N427A is a bronzy rose self with semi-flaring falls and harmonizing beard. N4-29D is a tawny apricot self, smoothly blended, with just a touch of opalescence below the beard. Number B 21, Hall H.I. (Moorestown, N. J.) has highly domed standards and semi-flaring falls; it is a large copper and bronze self with a gold beard. Amandine (Doug. 1946) is a lovely ruffled cream-yellow self and lemon beard. The branching is fine. Casa Blanca (Washington 1940) is a flaring white of fine form and extra good substance. It is a large flower with a pale yellow beard tipped white. Innovation (Hall D.) bloomed beautifully in Mrs. Nesmith's garden. It is a plicata with a creamy ground with the rose pink markings finely applied giving a nice pink effect. The long gold beard is a noticeable feature.

The end of the season came on July 22nd when Dr. and Mrs. Lowry gave a surprise birthday party to celebrate Mr. Merton Gage's eightieth birthday. Mr. Gage is truly "80 years young"

and of him one may truthfully say "Here is a man who is growing older gracefully." Today he is the Dean of American Hybridizers, the recipient of the Dykes Medal and the introducer of many fine iris. His fine blue-white Gloriele, after 14 years, remains at the head of its color class. We enjoyed Mr. Gage's birthday party very much—especially the beautiful birthday cake decorated with yellow irises and inscribed "Happy Birthday to the Yellow Kid!" This, I think, was a fitting ending to my visit to New England and the Annual Meeting of the American Iris Society.

---

## FROM VIRGINIA TO NEW HAMPSHIRE

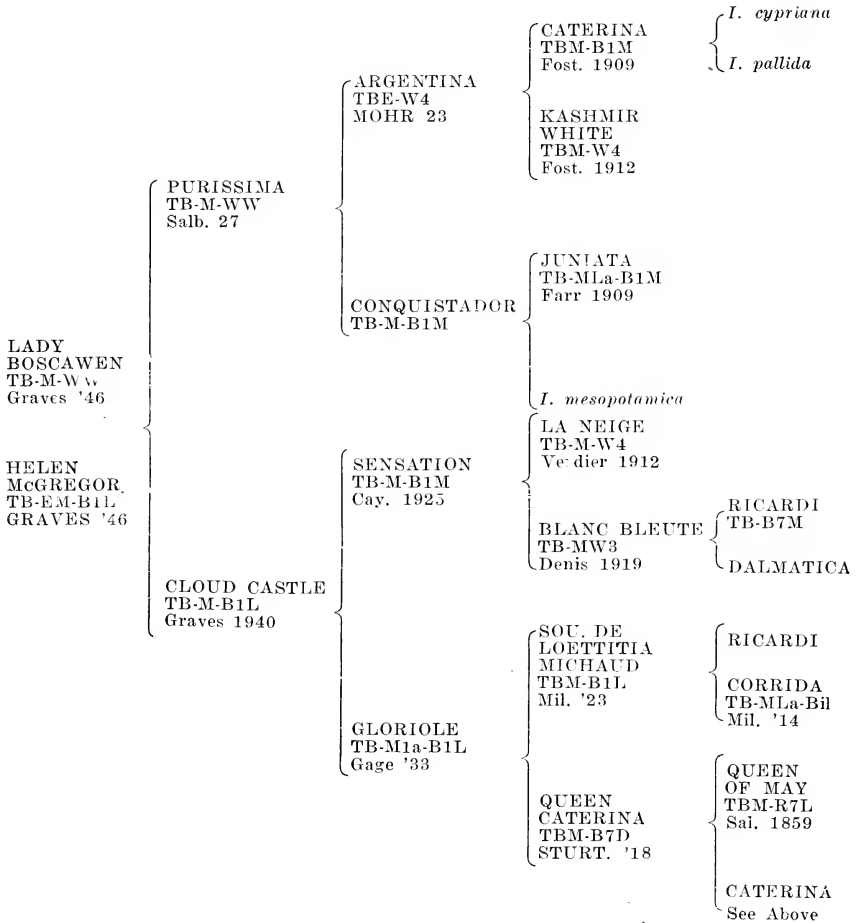
JOHN DOLMAN, JR.

For the first time since 1941 I was able in 1946 to see the iris season both coming and going—to meet it in Roanoke ten days before my own peak of bloom, and to follow it, when mine had gone by, to New England. It was most enjoyable, not only because of the opportunity to see many new things, to renew old friendships and to make new ones, but also because it helped to correct some one-sided impressions I had been gathering about varieties seen in only one location.

In 1945 I was unable to go south, and my only visit outside Region Three was to Kenneth Smith's garden on Staten Island (which, unfortunately, I missed this year). In 1944 I visited Roanoke, and reported, somewhat critically (Bulletin #94), on things seen in Mr. Fishburn's garden after a three-year interval; among other things, I noted the fact that many of the newer blends in 1944 showed lack of sufficient substance to withstand the Virginia sun. This year I was happy to observe, first, that some of the varieties which wilted badly at Roanoke stood up quite well in the cooler air of New England; and second, that many of the newest varieties, including blends, are showing that combination of crisp, firm substance with ruffled form which seems to me the only recipe for endurance without stiffness or awkwardness. There are some interesting new color breaks—notably Mr. McKee's Miogem—but the outstanding impression I had everywhere this year was one of improved quality, form, substance, and performance, in the familiar color classes. Except in my own region, which experienced torrential rains for days on end, and at Natick, which had been treated to

# FAMILY TREE

## GEDDES DOUGLAS



a severe hailstorm, I saw iris in excellent condition even after brief but heavy showers. At Roanoke, and again at Concord, N. H., I saw many new varieties withstanding both heat and rain, and that suggests real progress in breeding.

In Mr. Fishburn's garden the major sensations of 1946 were the stunning clumps of Helen McGregor and Lady Boscawen, and the performance on a one-year plant of Mr. Fay's New Snow.

Two years ago I expressed doubt whether any of the highly-rated new whites were really any better than such old reliables as Gudrun, Crystal Beauty, White Goddess, or (for those who can grow it) Easter Morn, and said I was still looking for "a hardy, ruffled white, with the purity of Priscilla, the sprightliness of Snow Flurry, the refinement of Purissima, the poise, branching and nobility of Easter Morn, the size and richness of Gudrun, and the floriferousness of Crystal Beauty." If New Snow lives up to the promise of the one-year plant at Roanoke it may come pretty close to being what I specified. It was 40 inches tall on a sturdy, beautifully-branched stalk, with three flowers open at once, the first one nearly three days old. The flowers were larger than those of Snow Flurry (its pod parent), and even more beautifully ruffled; they were much heavier in substance, a warmer, more opaque white. They were well spaced and well poised; when first opening they were just a little too stiffly horizontal, but after two or three hours relaxed into just the right combination of ruffle and flare, and held it through sun and rain. The increase was very good, and the plant green, vigorous, and healthy-looking. If it does as well other years and in other gardens it will be hard to beat.

But for the competition of New Snow, Lady Boscawen would have been almost equally sensational. It is tall, broad-petalled, semiflaring, slightly ruffled, well branched and well poised. It has heavy substance, stands rain well, and was much admired in New England as well as at Roanoke. Snow Carnival was doing exceptionally well at Roanoke, also, and is probably the best of the whites I saw in 1944; but Lady Boscawen completely outclassed it.

As for Helen McGregor, the pale blue pod sister of Lady Boscawen, it was freely spoken of, both at Roanoke and in New England, as "the iris of the year." A bit slow to reach full height, it makes a magnificent clump when established; it is delightful in both color and form, and sheds rain superbly. Readers of the BULLETIN will doubtless grow weary of superlatives on the subject,



and as 160 of them saw it in New England I shall omit further details.

For those who cannot get to Wilmette, Mr. Fishburn's garden is perhaps the best place to observe the advances being made in tangerine-bearded pinks. He had many of them this year, from Hall, Fay, Lapham, Sass, and others. Most of them were on one-year plants, and most of them seemed still to be rather inconspicuous in size, vigor, and form—though I understand that Mr. Hall has some 1946 pinks that are a different story. Of the older ones, Spindrift and Overture did not seem any better than in 1944, if as good; Premier Peach has grown up a little, and has good color and fair form. Lady Love has *really* grown up, both at Roanoke and in New England; it is not significantly pink, but it is slightly pinker than Melitza, much cleaner, and holds its shape better. It makes a more attractive garden clump, but its effect is rather pinkish white than pink. Among the newer ones, Pink Cameo, though not grown up, looked promising; Salmonette was very poorly established and was tucking its falls badly, but seemed fairly good in color. I did not see New Horizon, but a sister seedling (Fay 44-21), said to be much like it, was very attractive—a peach pink, with tangerine beard, fairly well formed and well branched for a one-year plant. A Lapham seedling (H-2) was similar in color, but a little more inclined to fleck; and two others (Lapham H-1 and H-4) were pleasing peach-pink selfs, but very small and not established. By far the most attractive new pink to me was Mr. Hall's 45-03. It was a little more on the rosy side, with a bright reddish beard, and though still short on a one-year plant was much better in form than most of the others; both standards and falls were wide, well rounded, and smooth in color.

In two days at Roanoke I saw so many interesting varieties that to discuss even the new ones would take more space than the Editor could well spare. My comment must therefore be limited to brief notes on the more important ones seen there and in New England; they will be found under varietal comments.

In Mr. Fishburn's garden one not only sees beautiful iris, but meets the most delightful people, and hears the most helpful iris talk. Among the many visitors this year was Mr. Harry Randall, Hon. Treasurer of the Iris Society of England, who was on a long tour of American gardens with Mr. Kenneth Smith and Dr. Robert Graves. They had been to the Nashville gardens, and to the Spar-



*Dr. Graves and Seedlings.*

tanburg garden of Mrs. Blake (who turned up at Roanoke also), and were on their way north. A week later I had the pleasure of seeing Mr. Randall again in Swarthmore (where my own garden, after a three-day deluge, was in the worst condition it has ever attained at peak season!), and of learning much from him about English gardens in the war years. Besides being an extremely likeable and interesting person, he is amazingly well informed about everything in the iris world—American as well as European. He seems to know the name and address of everybody who has ever made an iris cross or written a varietal comment; he seems to have read everything in the A.I.S. BULLETIN, and never to have forgotten a word. Though his home grounds at Woking, in Surrey, were hit by four German bombs, one of which demolished his tennis court, he managed to keep his iris garden going, and now has one of the best collections of the newer iris to be seen in England. He told me and an English neighbor of mine that often when he came home after a night of fire-watching, only the chance to cross a couple of iris or transplant a seedling kept him from going balmy—and then inquired doubtfully whether the word “balmy” was familiar to Americans. I assured him that it was, especially to members of the A.I.S. As he himself said later, a real iris lover lives through “eleven months of headache and one month of mild insanity” every year.

I was fortunate in being able to introduce him to Mr. Wister, who could talk much more learnedly than I on English and Continental iris culture; also to my friend and neighbor Dr. A. F. Jackson, whose niece, the late Dr. Isabella Lumsden, was a leading iris fancier in England, and an official of the Iris Society, and a friend and neighbor of Mr. Randall's, until her death last fall. It was pleasing to learn that the Society plans to establish an iris planting in Hyde Park to be known as "The Isabella Lumsden Memorial Garden"; the nucleus of the planting will be her own collection, pictured in the 1944 *Iris Year Book* over the caption "Seven Miles from Hyde Park Corner." Dr. Lumsden was a sister of Lieutenant-General Sir Herbert Lumsden, who was killed in General MacArthur's invasion of the Philippines (and who, incidentally, had visited Swarthmore on his way to the Pacific). One of the most curious things about this iris madness of ours is the way in which it brings together different sorts of people from different environments, and uncovers the most interesting linkages and hidden relationships in the affairs of men. I have had that feeling about it many times. I had it again in Mr. Stedman Buttrick's beautiful garden when I looked down on the Concord battle monument—which I had often seen from the opposite side with no thought of iris in my mind—and recalled Hawthorne's description of that peaceful spot 70 years after the fight; and again when I got home and re-read *The Old Manse* (as I hope every A.I.S. member who saw that garden did), and wondered whether, could Hawthorne have seen the A.I.S. invasion of Concord, he would have said, as he said of Emerson's disciples flocking thither a hundred years ago: "Never was a poor little country-village infested with such a variety of queer, strangely-dressed, oddly-behaved mortals . . ." I had it again in a different way when I showed a Kodachrome picture of the Lowry Garden to a Swarthmore chum of mine born in New England, and heard him exclaim, "I know that house; my bedroom window looked out on that garden when I was a boy!" I had it many times during Mr. Randall's visit: when I found that he and my next-door neighbor had punted on the same stream as boys; when he told me he knew the old-world Swarthmore and its present owner well; and when he casually mentioned the fact that the present Queen of England is an iris enthusiast. But perhaps I should get back to my subject—the iris of 1946.

The New England meeting was most enjoyable—a highly felici-

tous resumption of A.I.S. activity after a five-year wait. The New England members did an excellent job of planning, and more than lived up to their high reputation for hospitality.

I was one of the lucky ones who stopped off on the way north to see the Kellogg farm, "Over-the-Garden-Wall," at North Granby. The charm of the old farm house and the tasty luncheon served by a gracious hostess would have made the visit worthwhile had there been no iris to see at all. But there was much. The older planting was, it is true, something of a war casualty; but a newer planting in better ground gave promise of much finer things to come. Bill Kellogg has resumed his hybridizing, and has a number of excellent seedlings, while his commercial planting showed remarkably good growth and color, chiefly on one-year plants. Several varieties, including Mexico, Bertha Gersdorff, Ned LeFevre, Sunny Ruffles, and Action Front, looked better to me here than I have seen them anywhere else.

Driving on to Boston I went through a cloudburst near Worcester which made me wonder whether there would be any iris left next day, particularly when I learned that in some places near Boston there was hail also. As it turned out only Mr. Gage's garden caught the hail; and most of the flowers we saw elsewhere in New England were so fresh and perky—even flowers that had been rained on twice—that I am inclined to think some varieties develop more substance in that region than they do in the vicinity of Philadelphia.

In the Lowry garden growth and bloom were superb. Mrs. Lowry had some very high quality seedlings, the best of which, I thought, was No. L-2-19, a smooth tawny blend with very broad falls. Another interesting one was No. L-2-10, a ruffled dark blend with a bluish blaze on the falls—a class in which many fine new seedlings are appearing. Mrs. Lowry grows several of the Loomis pink seedlings which I had not seen before, but I did not feel that any of them excelled Spindrift.

Mr. M. J. Barker's garden exhibited the most remarkable one-year growth, in new soil made up partly of river muck; his collection of the newer varieties was extensive, and included many I had not seen so well grown before. He also had many good seedlings, including a ruffled, iridescent tan blend from a cross of Old Parchment  $\times$  Copper Rose which attracted much favorable comment.

In the Knowlton garden every one rushed to see Suzette, only to find that the originator had only one small plant left; such is the

penalty for creating too popular a variety! It is a beautiful plicata, but was seen better established in several other gardens. There was considerable interest in a ruffled white seedling from Snow Flurry tentatively called Blizzard; but to my eye there was more promise in another white (No. 44-33), not yet grown up, but very broad in the falls, and apparently of good substance. If it grows up it should resemble Katherine Fay, with slightly better falls.

It would hardly be fair to express an opinion concerning Mr. Gage's seedlings as seen the morning after a hailstorm. A pale blend named Lady Letty may have possibilities, but did not look too happy at the moment; and a velvety deep yellow on the Spun Gold order, marked 12-5-N, looked quite good. In a garden almost as small as mine he has a fine collection of iris, and even the hail left it better looking than mine had been two weeks earlier on my peak Sunday.

At Mr. McKee's we saw iris in astoundingly good condition after the heavy storm of the night before. I had not seen his garden for five years, and I think no New England garden showed more improvement in that time. In selection, growth, height, vigor, and arrangement of varieties, and in the array of new and recent seedlings, it was an impressive demonstration of progress. Miogem, though blooming only on a damaged stalk, created a sensation; but it is only one of many interesting color breaks he has achieved in the last two years. There were several others with similar ruffling and substance, among which No. 4427 and No. 4523 seemed the most distinguished. There was a huge reddish bicolor, No. 4466, that caught the eye at once; there were some interesting seedlings with tangerine beards, including a smooth orchid pink not yet numbered, a soft yellow of inferior form but pleasing color (No. 4541), and a mulberry rose blend with what might be called a tangerine-brown beard (No. 4512); and there was a large lavender blue the number of which I failed to note. And of course there were fine clumps of the best McKee introductions.

It was an entirely different sort of garden we saw Friday morning at Reading—an informal country place which Mrs. Corey has made over from a farm into a garden, not yet fully established, but full of promise, and also of good iris. She makes them grow and bloom; even Fort Knox had a flower on it. The most interesting new thing I saw here was a Buneaux seedling, No. 43-5, from Titian Lady  $\times$  Loomis No. S.Q. 70. In color it was a much cleaner Me-

litza; in form and substance it was a great improvement, with broad, well-rounded falls.

At Lowell we saw, of course, a magnificent collection of old, new and trial varieties. There were, to be sure, some disappointments. Neither Azalea nor Exquisite was in bloom, and Leilani was just opening on a single one-year plant, little bigger than that first timid seedling at Nashville five years ago. But there were fine blooms on many varieties new to me, and good clumps of others in the Nesmith catalogue which I had seen before only on one-year plants. In her seedling patch, Mrs. Nesmith had a large red bicolor, a good neglecta with possible amoena influence, and a great number of tangerine-bearded pinks. Only one or two of the latter showed improvement in form or substance as compared with earlier pinks, and it was noticeable here, as elsewhere, that the few with broader petals were inclined to be short-stemmed. Apparently there is a linkage of traits in this class by which height tends to carry with it spindliness, poor substance, and narrow falls.

The beauty and atmosphere of the Buttrick garden beggar description; I have already mentioned their effect upon me. But it would not be fair to imply that Mr. Buttrick's iris is purely incidental. At first glance it seems only a minor part of his extensive formal planting, but by the time one has traversed all the by-paths and inspected the innumerable terraces, he realizes that here is one of the finest collections anywhere of the best newer varieties, magnificently grown in generous clumps under the loving care of a real iris fancier. And one discovers a seedling patch full of promising things, including a white which has already earned much favorable comment.

The visit to Concord, N. H., was a fitting climax to our "month of mild insanity." On the way we drove through a thunder shower so heavy that we hardly expected to see any iris not beaten flat; we found Dr. Graves' garden soaked but sparkling in fresh sunshine, and the general theory was that he had arranged for the downpour just to prove that Helen McGregor was indestructible. There she was, fresh as a daisy; so, moreover, were most of his other originations, including a bewildering array of new whites and blues—many from Lady Boscawen. His blues are getting larger and finer, but not, I think, much bluer as yet; in fact I saw no new blues anywhere this year as blue as the bluest of 1945. His whites are tops, but after seeing Lady Boscawen and New Snow one wonders just

what is left to work for in white. Dr. Graves has made some interesting crosses of Wabash with his best whites, getting some good white seedlings which are to be crossed back with Wabash and other amoenas. If some of the recently published theories are sound, he may be on the way to an improved amoena.

As we left for the Graves farm to enjoy a last hour of lobster salad and relaxation with the doctor and his family, I am sure we all felt a renewed appreciation of New England hospitality, and a high respect for the progress achieved in New England iris gardens over the war years.

## REGION 6 MEETING, FORT WAYNE, IND.

*Mrs. Silas B. Waters, Regional Vice President*

On the afternoon of June first, seventy members met in Ft. Wayne for the annual meeting of Region 6. Headquarters at Hotel Indiana. Earl E. Evans of Ft. Wayne was general chairman and in the afternoon all motored to his country home. During the war he was prevented from completing his home and garden, but now it is in process of development, and members enjoyed seeing his seedlings and learning of his plans for future planting.

Dinner was served at the Y.M.C.A. at 6:30, followed by the meeting with Mrs. Waters presiding. After a message of greeting the meeting was turned over to the program chairman, Don Waters of Elmore, Ohio. Mr. Waters discussed briefly the trend in iris breeding, adding a spice of humor which delighted his listeners. He then introduced Charles E. Palmer of Ann Arbor, who gave an instructive and enjoyable exposition of the uses of iris as cut flowers, giving examples of color values useful for specific backgrounds in dining and living rooms.

Next on the program was a short talk by Robert McCormick of Columbus, Ohio. He has a wide knowledge of iris and their culture and expressed the opinion that beginners in iris growing were often times confused when reading iris ratings and awards. He suggested that all ratings or awards in general publicity should carry the date of such award. This would clarify the subject. After this talk a resolution was presented asking the American Iris Society to print, if possible, the date or year in which an iris was given an award, and to recommend similar action to all commercial growers who issue catalogs.

On the subject of **Test Gardens** the majority of those present were opposed to the idea. The following notes presented by Mr. Paul Cook adequately express the opinion of those present:

**1st**—It would be difficult to find any one who would be personally interested in taking care of the garden in the long months between the blooming seasons; in soil preparation, planting, cultivation, fighting pests and diseases, winter protection, etc.

**2nd**—The test garden would have to rely on donations of plants. Few members would be willing to send very recent or expensive novelties. Breeders and commercial growers usually have too short stocks of latest introductions to permit such donation.

**3rd**—A test garden would not provide a better collection than many private and commercial plantings, and would not be more easily accessible to most members in the region.

Mrs. Burton and Mrs. Naas spoke of the display garden the Detroit Iris Society is planning in the Detroit Zoological Gardens.

With a vote of appreciation of all that Mr. and Mrs. Evans, The Cooks and The Williamsons had done to make our meeting so successful, the meeting adjourned until morning when up bright and early the enthusiastic members were on their way to Bluffton, twenty miles away, to spend the day with The Cooks and The Williamsons, our genial hosts and hostesses.

Walter Buss of Edenwald Gardens in Vincennes, Indiana, gives the following brief resume of the Cook garden:

“The opportunity to peek behind the scenes and poke around in the work-shop of one of the most reputed hybridists was a high spot of the meeting of Region 6, when the members assembled at the home grounds of Paul Cook, 2 miles northwest of Bluffton, Indiana. Here, in the tree-bordered lawn at the rear of the house were beds containing the finished product of well-conceived crosses and, in the field alongside, were long rows of the raw materials in the shape of seedlings under process of selection for propagation or further crossing.

Here, beautifully grown, were Cook triumphs of recent years, Harriet Thoreau and Dreamcastle, Pink Reflection and Majenica, Captain Wells and Indiana Night. You could tell this was home sweet home to them.

Also showing their charms were the 1946 releases, Ann William-



son and Salamonie in the pink class, and silvery Distance in the blue. All are worthy of Paul Cook.

And then, if we might paraphrase Drew Pearson, here also were "predictions of things to come." A pinker Harriet Thoreau (#13143), a crisp reversed bi-tone having yellow standards and white falls (#2045), a tall and refined red (#4442) and a ruffled beauty with soft yellow standards and pink falls (#8042).

Between these feasts for the eyes and the tasty picnic lunch provided by the Cooks and Mary Williamson and served under a blue and perfect sky, I'm sure every one of the fortunate members who were present were glad they came."

After luncheon all went over to see the Williamson garden. This was past its peak bloom, but every one loved being there. Then good-bye was said and all started home with new enthusiasm, new friendships made, all voicing the wish that we may meet again next iris season.



*At Fairmount Gardens.*

*Photo by Geo. Merry*

## KANSAS AND MISSOURI GARDENS IN 1946

From David R. Kinnish.

Our season was about three weeks earlier than usual. Warm March days promoted early growth and the first week in May brought the peak of bloom in most gardens in this area, though my own garden, for some inexplicable reason, was about a week later than most of the others in this immediate vicinity.

I had the pleasure of visiting the gardens of Dr. H. W. Schirmer and of Carl Schirmer in St. Joseph on April 27, May 5, and May 21, the first two trips in the company of Mr. and Mrs. Bernard Ulrich who are my good neighbors, and the last trip was in the company of John Ohl of Wichita, Mr. H. M. Hill of Lafontaine, and Mr. and Mrs. L. A. Gaulter of Chanute, when they were on their way home from a trip to the Lyle and the Sass gardens in Nebraska. I might mention that these people thought very highly of what they saw in St. Joseph and Atchison and these two places will be included in their future iris itineraries. They were particularly impressed with the size of bloom and the height of bloom stalks. And in the Schirmer gardens they enjoyed going through the seedling beds.

On my first trip to the Schirmer gardens I was particularly impressed with Autumn Sunset and an un-introduced seedling of Dr. Schirmer's which he has named Blue Victory. It is a large, tall, perfectly branched medium blue of excellent flaring form and exceptionally vigorous plant growth. Blue Diamond was fine and Priscilla, with its pure white, excellently held blooms impressed me here as it did everywhere I saw it. Golden Spike would rate tops with me if it did not have open standards. Golden Madonna's crinkled and fluted blooms left little to be desired. It seems that I noticed for the first time this year what a really fine plicata Lady Naomi is. It is not the sort of bloom that would appeal to everyone, but besides having a plicata pattern that is very distinctive, it has excellent bloom placement and good plant habits. Dr. Schirmer's Paint Pot is a blended pink that is really distinctive. It is unfortunate that it has not been more widely disseminated because, unlike most pink blends, its medium sized blooms have a luminous quality that demand attention, and it was well named because it is a blending of many colors. His best seedling to date is, in my opinion, Asta Schirmer, a very fine, extra large, red-violet self with slightly ruffled falls and well held standards, and it is not a bit

floppy as so often happens with very large blooms.

In Carl Schirmer's garden the spotlight focused on his un-introduced white seedlings. One of them, H129, was without any question the best white I have seen. It has a large ruffled bloom that flares just correctly and is pure white with only a suggestion of yellow at the throat. The branching is perfect and substance is good. Another of his seedlings that is assuredly deserving of introduction is numbered R36-52. It is a very much ruffled pink of a tone which I would describe as old rose, with the standards a shade or two lighter than the falls, and a fine gold beard. The stalk is extra strong and well branched, and to top it all it is very fragrant.

Other fine whites we saw here were Snow Flurry, which bunched rather badly, Winter Carnival, White City, Arctic, and Caroline Burr. White City and Snow Flurry carried such a pronounced blue cast this year, because of almost continuous cloudy weather, that one could class them as pale blues rather than whites.

Mulberry Rose was very good everywhere I saw it. A tall stalk with three open blooms makes a beautiful sight. Other fine ones we saw here were Golden Eagle, Lancaster and Tobacco Road. His two seedlings, F1 and F2 from Ormohr and Anakim, had good coloring and fine form, but at a distance they did not seem too impressive to me, though I noted that other visitors liked them.

On our second trip to the Schirmer gardens on May 5th we found nearly all of the irises in bloom with the earlier ones a little past their prime.

At Carl Schirmer's we were impressed with Grand Canyon, Glen Ellen, Garden Flame, Elmohr, Great Lakes, Prairie Sunset, Red Valor, Deep Velvet, Red Gleam, Ola Kala, and a host of others. I liked Garden Flame best of all the reds I saw because of its broad segments and firm bloom, though Red Valor was a close second.

On this trip we again found Carl's fine white seedling, H129, just as impressive as the week before and we noted that he had been using it considerably for breeding. A fine yellow seedling, No. 1133, which I had picked out last year, has fine deep golden color, nearly as bright as Ola Kala and much larger and better blooms. It was hard to decide between this one and a sister seedling, No. 1137. Another fine seedling was K77, a beautiful large bloom with clear yellow standards, and falls that carry some of the Naranja color. This one came from Naranja  $\times$  Directeur Pinelle and it is one of the best Naranja seedlings I have seen to date, with fine

broad segments, very good form and firm substance.

In Dr. Schirmer's garden Brown Thrasher was better than we had seen it before. It really put on a grand show in a fine two-year clump that had at least ten bloom stalks. Elmohr, Francelia, Klondyke Gold, Melanie, Nightfall, and Violet Symphony were good. Storm King I saw for the first time and liked.

In his seedling beds we found again his fine yellow, 45-1, which we had picked last year. It is a well branched, very floriferous medium yellow with a white patch in the center of the falls, a little like Treasure Island, but much more vigorous. Two other good yellow seedlings he has numbered 46-1 and 46-2. The former is the largest yellow I saw this year, with very good form, fair substance and fairly clean hafts. The branching is good, but since both of these were on one year plants we could not judge the height. 46-2 is nearly as large, has very even color and heavy substance, but it is not as well formed as 46-1.

The last three days of April I was the guest of John J. Ohl and his mother, Mrs. Peter Ohl, at Wichita and while there I had the pleasure of seeing the gardens of E. H. Mattingly, Ed Henderson, and Verne Rice besides Mr. Ohl's large plantings which comprise over an acre.

The Wichita iris fans have taken a great fancy to the new pink bud irises. Besides nearly all of the named varieties that have so far been released, Mr. Ohl has long rows of unnamed Loomis seedlings and of these I liked VQ72 best. Though it is not so deeply colored as Spindrift it is larger and has better form and more even coloring. Among these seedlings those with the best color and the most brilliant red beards (Dr. Loomis calls these "cutthroats") seem to have the smallest size and the poorest form. Other fine seedlings I saw in this group were SQ72, another that was marked Purissima  $\times$  "seashell," one marked K. V. Ayres  $\times$  "seashell." All of these had good size and form, fairly bright beards, but rather pale color. Salmonette (Sass 44-39) had nice clear color and good form. Leilani's color was very attractive, but I still do not like veining even in the pinks.

Another interesting thing I noted in these Wichita gardens was the ease with which William Mohr and its progeny is grown and bloomed. It should be noted that the soil there is notably alkaline and they seem to revel in it. In Mr. Ohl's garden there were long rows of William Mohr in full bloom and it really was worth the trip

just to see them. Mr. Ohl was pollenizing every bloom as it opened. He also had a large number of Mr. C. C. White's oncobreds, but most of them had finished blooming at the time of my visit. Azim was still in bloom and it really was striking with its coloring reminiscent of Jean Cayeux and the veining characteristic of most of the oncos. Elmohr was very fine in the Ohl garden, as indeed it was in my own and everywhere I saw it, but the best grown one I saw was in Verne Rice's garden where it stood fully 36 inches tall with really huge blooms that were magnificent. No iris has deserved a Dykes Medal more than this one. Ormaco and Barrimohr were somewhat disappointing. They seem dull beside Elmohr. Lady Mohr appealed to me very much in a fine two-year clump that was very attractive.

Prince of Orange was good, but a bit too strappy to rate as a top notch iris. Grand Canyon was good and Bryce Canyon was really stunning.

Of the yellow ground plicatas the one that appealed most to me was one of Mr. Ohl's seedlings which he has numbered 807. It is entirely different from all the others I have seen in this class because it has large blooms with broad segments and slightly flaring form with nicely ruffled falls, whereas in most of the others the falls are crinkled and ruffled so much that they appear even narrower than they really are. The blooms on 807 are dotted and veined red-brown on creamy yellow ground with a slight suffusion of deeper yellow at the haft and a little violet below the beard. The substance is heavy and it has a long season of bloom. It is really bright plicata in spite of its heavy markings. Others that I liked in this class were Balmung and Coritica. A large three-year clump of the latter in my garden performed very well, but I would like it better if the stalks stood up. Other fine plicatas that I liked were Blue Shimmer, Minnie Colquitt, Lady of Shalott and Seduction. One of the best of the white ground plicatas is Advance Guard with a neat border of bright violet stitching on the falls. Firecracker was also fine, and it appeared surprisingly bright for a plicata with so much dotting and stitching.

One of the finest yellows I saw this year was Derby, Mr. Ohl's first named seedling. It is a large, strong stalked and excellently branched yellow, so bright that it could easily be picked out from any spot in that one acre garden. Though it is not quite so bright

as Ola Kala I prefer it because of its more vigorous growth and larger bloom.

I saw the new Sass pink, Manyusa, here in a fine large clump. It is a taller, larger version of Pink Ruffles. Chantilly is the most frilled iris I know, but its color did not appeal to me. Bertha Gersdorff and Moonlit Sea growing side by side attracted a good bit of attention, but they left me cold. After seeing Peggy Wallace here I looked for it in other gardens and found it attractive as well as a good performer.

There were so many fine Loomis seedlings here and a few named varieties of his that have never been introduced that I could not help feeling that iris fans have been missing a lot because of Dr. Loomis' very critical attitude in appraising his seedlings. There was a tall, large yellow which he has numbered Y18 that was very good. His Venice is a fine pink blend, better by far than many recent blends that have come into commerce. Two that he has marked "Type Eros" and "Type Dore" were excellent, and there were three very fine white seedlings that should certainly have been named and introduced. They may be surpassed now by newer whites but at the time Dr. Loomis first bloomed them there certainly was nothing approaching them. None of these whites was numbered, but the Wichita fans have called one the "Rockpile White" because they found it growing beside a pile of stones in Dr. Loomis' garden. It is still a very fine white.

The finest dark iris I saw was Black Forest. It really looks black including the beard, but it is not at all sombre. Starless Night was not very good. It just seemed to melt in the hot sun.

With so much attention being given to size of bloom and height of stalk many of the finer old irises are unfortunately being forgotten and the newer small ones are just overlooked. Mr. Ohl keeps a splendid collection of them and he enjoys them just as much as he does the big ones. I saw Paltec here for the first time. It is a beautiful little blue iris, no taller than 15 inches and makes a fine companion to the old Sherwin Wright, a bright little yellow of about the same height.

In Atchison Bernard Ulrich's garden and mine enjoyed a good long season of bloom, extending over five weeks for the tall bearded irises. The first three weeks of May were exceptionally cool, keeping the bloom back, and many stems held as many as five open blooms, they stayed open so long. In the Ulrich garden I discovered Wasatch

after overlooking it for all these years. It looked like a really fine *plicata* to me, though perhaps not so glamorous as some of the newer ones. Florentine was in bloom there for more than three weeks. Lighthouse, Bermuda Sand, Cedar Rose and Aztec Copper were exceptionally good performers.

In my own garden, where there are quite a number of pine and spruce trees, besides a large oak, the soil is notably acid and it does not agree with the irises too well, though many of them do not seem to mind in the least. Perhaps because of the soil acidity Spun Gold has never done well for me. On three two-year clumps I had a total of four bloom stalks and every one of them required staking. Elsa Sass sent up a single anemic bloom stalk after a three year wait, though in every other garden where I have seen it it is a good performer. Golden Fleece gave me a fair stalk on a one-year plant and Prairie Sunset has grown and increased prodigiously, as has also Great Lakes. Garden Magic, which I acquired only last year, I liked very much because of its excellent performance and because it is a late bloomer.

The 1946 season gave me the feeling that breeders are paying a great deal more attention to good clear colors and good branching. Now let us hope that they will give some attention to stronger bloom stalks that will not require staking.

**From Dr. Lewis Clevenger.**

I had the good fortune to judge the splendid Iris show at St. Joseph, Mo., and while there visited the gardens of Dr. H. W. Schirmer and Carl Schirmer. "Asta Schirmer," a huge dark red, with all the poise in the world, is a gorgeous thing. At the St. Joseph show it won grand champion of the show over Prairie Sunset, Mulberry Rose and several others of this class. It simply had the color, form, substance and branching to win out.

His "Lost Chord," a lovely yellow, and his "Paint Pot," a lavender and salmon combination, are both splendid flowers. His numbered seedlings 46-16 a dark red, 46-47 a clear lemon yellow, are fine iris that will be heard from later.

Carl Schirmer has yellows that he intends to tell the public about soon. They were clean on the haft, wide falls and standards and made some of our recent "good" yellow iris look sick.

During our show Mr. Jas. C. Becherer of St. Louis visited our garden. He brought along with him some stalks of his "El Morocco," a lovely yellow-pink creation. This iris is an outstanding iris

in its class. Mr. Becherer was very favorably impressed with some of my own seedlings and named varieties—"Howdy," a huge blue white ruffled iris, "The Chieftain," a medium copper red iris with a lot of zip to it, "Evenglow" with its massive falls of lovely lavender, and "Umba" which was very much like El Morocco. Umba has more yellow in its standards. (I hope you don't think I'm tooting my horn too much.)

In Dr. Ryle's garden were found several very fine blends, reds and pink seedlings. Nature was very kind to him this year.

We invite all iris lovers to visit our annual show held usually the latter part of May (this year May 17), and see what Kirksville is doing to interest the public in modern iris. We have the largest and best iris exhibition in the mid-west, and have a grand, big, light Armory in which to show them. Why not plan to visit us next May? The latch string is always hanging out.

**From Dr. H. W. Schirmer.**

Our iris, which usually start blooming April 26, bloomed the first week in April this year. These were the intermediates. The second week in May we had two light frosts. From the latter week in April until the 15th of May our nights were very cool.

Our first trip was to Atchison, Kansas, where we visited Mr. Uhlrich's garden. From there we went to see the Rev. David R. Kinish at St. Benedict's Abbey. The setting of the Abbey is on top of the bluffs overlooking the Missouri river and the fields in Missouri. The slopes toward the west and south are planted in evergreens among which Rev. Kinish had his iris. They were very well grown, but due to the acid soil among the evergreens he was having some trouble with disease.

Rev. Kinish has named some very fine iris, among which are Glory, a very large yellow, Sara Kinish, and Mary Clotilde.

Our next trip was across the state to the eastern part of Missouri where we visited Dr. Lewis Clevenger and Dr. Walter H. Ryles at Kirksville. At Dr. Clevenger's garden we saw some of his own productions. One was Evenglo, a lavender bi-color which was a very large flower. Others were Indian Gift, a dark plicata; Wineberry, a light smoky blend, Dictionary of Color denotes its name. He also had a red seedling, having brown standards with red influence and black red falls. No. 4219 was very nice. Ranger, at his place was exceptionally good. Howdy was enormous.

We then stepped next door to Dr. Ryles. He also grows quite a



few seedlings. 42-16-19 is a very good red. 42-19-177 was a pink lavender, or orchid, with a large flower, good branching and good substance. 42-16-108 was a rose red, very nice coloring. 42-26-206, a light blend, was admired by many in the garden. The standout in his garden was 42-21-?, a rose-colored blend, frilled with an orange beard. This was beautiful and colorful.

Moonlit Sea was outstandingly different, but I don't care for the form of this flower. Chief Pokinfire is a very good red. Frosty Moon is a good white, but not too much substance, and some yellow at the throat. 40-32-108, a rose blend, slightly frilled, was not tall, but very good for cutting. 42-13-175 had peach red standards, strawberry falls with edging of yellow, nice branching and very good substance.

Both of these gardens have to be built up, the locations are rather low.

Mr. C. O. Schirmer's garden at St. Joseph was exceptionally beautiful this year. He had some very outstanding seedlings, among which were two whites, of which I have not seen the equal anywhere, No. E 113 and No. H 129; also a beautiful pink blend, No. R 36, which has good size, good branching and wonderful substance and texture.

## IRIS NOTES FROM SOUTHERN CALIFORNIA

**From Mrs. Lena Lothrop.** According to custom, the oncoeyclus irises at *Whitehill* (*C. G. White*) opened the iris pageant in Southern California. They held open house for the members of the Southern California Iris Society in March.

After spending several seasons in different locations in the garden, the oncoeyclus were back on the terrace below the main garden which was, I believe, originally built for them. The terrace follows the contour of the hill and is roughly thirty feet wide by two hundred and fifty feet long. One descends at either end by stone steps to this level. Nothing but oncoeyclus are planted here. Paths are on either side, and as the irises are planted across the terrace in rows thirty-six inches apart it is possible to walk between the rows and to kneel when so moved. This exquisite carpet, woven from the rich and delicate colors of the oncoeyclus, was the work of Mr. White.

So that all may understand, I will repeat that at one time Mr. White imported and grew nearly all of the known species of onco-

cyclus irises. As they do not live happily nor long in any locality except on their own native hills, Mr. White conceived the plan of holding them here by crossing them among themselves and raising seedlings. In this way he produced hardier stock and more beautiful flowers than almost any of the original species.

Each year sees new patterns and forms, new colors and color combinations among these irises. This year several in different colors carried the pattern seen on the tail feather of a peacock. That lovely decoration, the signal patch, is a beguiling feature that leads one from flower to flower. On one flower it may be red, but on the next yellow; a yellow flower perhaps will have a patch of shining black; while the bronzed flower may show one of peacock blue. These blotches come in all shades of brown from golden brown to burnt sienna and darker, as well as in shades of red and of purple. Some are small, just an eye, while others almost cover the fall. It is supposed that this signal patch was intended to attract insects and guide them to the entrance of the passage which leads to the nectar for which they are looking. In the roof of the passage lies the anther carrying the pollen. The pollen is brushed off onto the back of the bee and is then transferred to the stigma lip of the next flower visited. This was the arrangement of nature for producing seed.

In the garden above the terrace of the *oneocyclus* grow the *oncobreds*. These *oncobreds* are the result of crosses made between the *oneocyclus* and bearded, or *pogon* irises. They may be children, grandchildren or great-grandchildren of *oneocyclus* with *pogon* in their blood. Even when it is possible to breed *oncobred* irises to *pogon* there comes a time, and soon, when *oneocyclus* characteristics can no longer be recognized. This is generally true in even first generation seedlings if a *pogon* iris is the seed parent. *Pogon* has dominance over *oneocyclus*.

Among the *oncobreds* in this garden are those we have come to know and love besides the newcomers. Young April, Susan of Hilly and Nelson, also of Hilly, Some Love and Oyez, Present and others with the spectacular Joppa Parrot are here. There are also children of the Parrot for she sets seed and bears pollen. The stalk of one child measured thirty-nine inches, but it was not what we would call "well branched." However, the flower was lovely.

Of the new *oncobreds*, blooming for the first time, I was thrilled by one that seemed black. In reality the underground color of the


standards was Deep Hyssop Violet, but the sturdy ribs and the area near the ribs were shining, polished black—as black and as shining as the wood range in grandmother's kitchen. The dark violet in the margins was covered by black dots. On the falls, near the beard, one could discern a ground color of Neutral Red, but it too, was closely covered by black dots. The blade of the fall was of the richest black velvet. In spite of the dark shades the flower had brilliance.

On the plot of ground below the rose garden, grew the new pogon iris seedlings, which were giving their maiden bloom. Many were fine and were recorded. In this lot were the two most outstanding seedlings seen this year. Both are out of Tobacco Road. One was a duplicate of this parent except that the hafts were wider and the stalk was taller. (Height is all that Tobacco Road has lacked.) The other seedling was even taller and bore large, flaring, graceful flowers of gorgeous color. The color was a rich, reddish, coppery-brown self with no haft markings, and the falls were velvety. To aid your imagination you might turn to Plate XIV\* and look at Cinnamon, Rufus, Kaiser Brown, Hays Russet, Ferruginous and possibly others, which were smoothly blended to make the color for this flower.

I have seen a number of good seedlings from Tobacco Road. One of the finest characteristics of Tobacco Road and of its seedlings is the flat, broad, flaring falls. The falls of Red Valor, Casa Morena and many another iris would be much improved if they were flat and flaring. What a wonderful thing Dr. Kleinsorge did for us in giving us Tobacco Road! It is earning a place with Dominion from Bliss which gave us rich and dark colors that we did not have before; and W. R. Dykes which has given us the tall and large yellows; and Wm. Mohr, from which has come the numerous family of Mohr. As it looks now, Lake George may be Mr. Smith's contribution to greater blues.

Between the house and the garden at Whitehill is a long flagged path, which is called the Barn Walk. The edge of this walk is bordered by a trimmed mound of snow-in-summer, which when in bloom forms a broad ribbon of pure white. Long rows of named varieties of irises and named seedlings follow the outline of this walk. Each row is lower than the one nearer the walk. Here and there among the irises is some unusual citrus fruit tree, until grad-

\*Ridgeway, Color Chart.



*View in Milliken Gardens, Arcadia, Calif.*

ually the irises blend into the orange grove below. In this garden are Mr. White's fine plicatas, and here are grown and tested good and new irises from everywhere.

Two unique irises of Mr. White's are in the Barn Walk garden. One of them, Templar, is a plicata whose warm rosy purple almost covers the petals. Its unique and most appealing feature is the stiffly erect standards, which are shaped to a fine point, revealing the rich gold stored in its heart. Butterfly Wings, the other, is an indescribable iris; I have never been able to do it justice. The name indicates the boldly patterned lines drawn on the falls. The lines are not like veins but are like broad crayon strokes radiating from the beard to the edge of the petal. There are no marks whatever on the standards, which in color remind me of the old milk-blue translucent glass one finds in attics if one is lucky.

From the Barn Walk can be seen a marvelous view across the valley. In the distance the mountains form the background—the higher peaks snow covered in spring. Although Whitehill is in the edge of the little university town of Redlands, two hundred feet below, not a house is visible, all buildings are blotted out by the orange groves and other foliage accented by spires of Italian Cypress, giant white-barked eucalyptus, tall pines and redwood trees.

Mr. White believes in crop rotation, and long before the war the Whites knew how good were home grown vegetables so plantings of irises were followed by rows of peas and beans, lettuce and beets and other good things to eat. No barnyard fertilizer or any humus that might bring weed seed is allowed here. Peat is a standby and guano and commercial fertilizers have been used. The soil is always in top condition and no irises are better grown.

Mr. White says of his garden that it is his work-shop. Certainly many evidences of patient work and great skill are to be seen there.

---

*Miss Hinckley* was one of the first really enthusiastic iris growers in Redlands. I remember well when she exhibited the new and marvelous Valkyrie (Sturtevant) and Denis tall and graceful Mme. Durrand. They were beyond compare!

Miss Hinckley has a decided flair for arranging borders for continuous bloom. To do so requires careful planning and close planting but by using an abundance of plant food she is remarkably successful. Small clumps of certain types of iris have been worked into these borders.

A portion of her drive, which happens to occupy a rather important place in her garden set-up, is handled beautifully by a planting of climbing wisteria mounted on a tall trellis. Under it grows San Gabriel—the two blooming at the same time and in the same color-tones.

When the siberian irises in a deep border are through blooming, the widely branched coral tree (*Erythrina*) above flaunts its scarlet glory, looking down on the matching *sprekelia*—an altogether different picture than was there before.

Protected by lath and the shade of a giant English walnut, fuchsias and *iris wattii* are grown on the north side of the house. To be able to grow fuchsias in the dry air of this valley is a real accomplishment.

Miss Hinckley's iris garden consists of long rows planted by the side of an orange grove. The irises seemed to do well for a number of years; then some of them died, none looked healthy, and **leaf spot** was rampant. For that reason I did not make the effort in iris season to see this garden.

Recently, however, I was delighted to find the irises had recovered. The foliage was tall and without a sign of leaf spot. Not a weed was in sight. The old flower stalks near at hand had been removed, but in the distance, at the far end of the rows, I could see a forest of spent stalks showing what a wealth of bloom had been there.

I inquired what she had done, and this was what she told me. It seems that some one of the Redlands orange growers, years ago, experimented by spraying the ground under his orange trees with a solution of crude oil—the oil used for fuel when smudging is required—to see whether it would keep the weeds down and make cultivation unnecessary. The experiment was a success, and gradually other growers have followed the practice. The method has been written up and published in citrus journals; growers come from a distance to see the groves. It seems that with cultivation a hardpan forms just below the depth of the cultivator blades, and cultivation destroys the angle worms. Without cultivation there is no hardpan, and the soil teems with angle worms.

What happened was that Miss Hinckley's brother sprayed her irises when he sprayed the ground under his adjoining grove. Whether the oil cleaned up the leaf spot, who can say, but it did kill the weeds and certainly did not harm the irises. So far these

irises have been sprayed twice. The formula is one part water to two parts oil. Miss Hinckley thought it might be well to avoid the plants as much as possible while spraying and suggested that the spraying be repeated before the weeds got too tall. She emphasized that the spray should be fine—a misty spray.

---

At 15 Clifton Court in Redlands one finds the charming little Spanish type home of the *Brenans*. Like many of the homes in Redlands it is surrounded by orange groves. Tile stepping stones lead to the front door; a large red clay olla suspended on its side from the limb of a huge umbrella tree receives the mail; a small garden shelter and grill, decorated with Mexican tile, stands at the edge of the lawn to the south of the house. Small pools lead toward this retreat. In and about the pools grow water-loving irises; Japanese irises, different varieties of spurias, siberians and Louisianas. Beyond, among shrubbery, are bearded irises. Here Mr. Brennan's lovely Val first bloomed. On the other side of the house, in the edge of an orange grove, are many fine varieties of bearded irises, and on the slope from the grove to the street irises are closely planted.

A number of Mr. Hall's originations bloomed here this spring, and this is the second year for Extravaganza in this location. It grows very tall and is a well named and striking iris. A stalk of my yellow iris, Hills of Gold, went from here to the Redlands Show and was awarded a blue ribbon. Gilt Edge, Mary E. Nichols and Lady Grace are three good white irises in this garden. Gilt Edge has a bright metallic gold margin with gold in the throat. White irises with yellow hafts are not uncommon, but this is much superior to any that I know. Mary E. Nichols is noteworthy for remarkably fine texture; Lady Grace for substance and grace of carriage. Mr. Brennan has a very good white seedling of his own, but so far it is not registered. He says "there are so many white irises."

Mr. Brennan has been most helpful in putting on Flower Shows in Redlands and vicinity. The Redlands Show is always very artistic. Previous to the organization of the A.I.S., the Redlands Show had an iris section. In 1921 the A.I.S. sponsored this iris section in the following fashion. I quote from the Redlands Facts of March 26, 1921, "The Redlands Horticultural and Improvement Society announces that the American Iris Society of Wellesley Farms, Massachusetts, through its acting secretary, Miss Grace Sturtevant, has offered six valuable and rare iris roots as prizes in

the Spring Flower Show, with the provision that they be awarded in the iris classes. These irises are of new and choice varieties, some of which have not even been catalogued. Their aggregate value would approximate \$50 and they will be awarded as first prizes." According to the report of the Show in Facts of April 2, 1921, the first prize iris roots were B. Y. Morrison, Afterglow, Queen Caterina, Nancy Orne, Avalon and Shekinah.

By 1922 the A.I.S. were awarding medals and offered one to the Redlands Show, but for some reason it was not accepted. In 1923, however, the bronze medal of the Society was won by S. Stillman Berry who was a prime mover in all iris activities in those days. Each year since then, except for the war years, Redlands has had its iris exhibits and a medal or medals from the A.I.S.

---

I always think of *Dr. Williams'* garden as being a garden of flowers. In Spring it is simply packed with bloom. Near the gate are daffodils in many varieties; the high fence which surrounds the garden is covered with climbing roses; in the rose bed are new varieties; in different places are tree roses—over three hundred of them. The standards were grown and budded here, some to several varieties. In a raised row at the upper edge of the garden are gerberas in choice selected colors. It was found that they demand good drainage.

There are three pools, each with a different treatment. One, near the entrance, is surrounded with Louisiana irises, and in its overflow grow Japanese irises. The pool in the far corner is flanked by fine varieties of camellia trees, protected by slats. In this pool grow some of the doctor's choicest irises, notably the blue *laevigata* of which Dykes writes repeatedly that to his mind the blue *laevigata* is "the best of all blue flowered irises." *Laevigata alba purpurea* grows in the overflow, and beds of Louisiana irises are near where they can easily be supplied with muck treatment. The third pool is near the grape arbor and in it at the moment is the largest and most lush calla I have ever seen. It is not a special variety—it just likes to grow in water. By the side of this pool is *pseudacorus* with foliage nine feet tall. As we follow the path we walk under the branches of two fig trees which, years ago, Joe, the gardener, bound together and made grow as one, forming a unique arch. Nearby, snuggling against the bank is *iris tectorum*.



One finds in this garden irises not commonly grown elsewhere; *wattii*, *tectorum*, *shrevii*, *fulva*, *hexagona*, *versicolor*, *vinicolor*, *foliosa*, *flexicaulis*, *miraculasa*, etc., etc. together with many bearded irises.

When Dr. Small was collecting in Louisiana he sent roots and seed to Dr. Williams and Dr. Williams did considerable work in self crossing them to prove their specific status. In crossing *citricristata alba* by itself he raised a yellow seedling which was registered as Kildea.

Dykes states that *pseudacorus* will remain *pseudacorus* no matter how bred, but Dr. Williams had to try it out for himself. He found slight variations in the markings on the seedlings and he also produced a dwarf variety—but all were *pseudacorus*.

Nice seedlings came from a cross between the siberian, Emperor, and *versicolor*. One, in particular, is an intense blue that has proved to be a very satisfactory garden flower. It blooms under adverse conditions and over a long period. This, the doctor named Lillabelle, for his mother.

More recently Dr. Williams produced an exquisite flower out of *laevigata albo purpurea* × *Kermesina*. It bloomed on a branched stalk twenty-nine inches tall. It was a beautiful, clear lavender self. In texture and in purity of color it reminded me of *Hoogiana*. Among irises of this type, in a field that is not crowded, there is opportunity for interesting work.

The gardens of *Carl Taylor* and *Lena Lothrop* consist of rows of iris seedlings and named varieties. In the Taylor garden we became acquainted with Kenneth Smith's irises, Lord Dongan, Lake George, Pink Ruffles and others. Tishomingo grows here, and while it was better this year there are similar ones that are superior. Lullaby, one of some thousands of pink blends, was seen here; Carl Taylor himself has a number of attractive pink blends; at *Mrs. Lyons* was seen Tea Rose, Remembrance, Pink Reflection, etc. In Mr. White's garden was a large clump of Walker's Country Lass—a pink blend. This is the most vigorous grower of them all, but it is not outstanding in other particulars. I, too, have pretty pink blends—all are pretty but there is a surfeit of them. That an iris is pretty is not sufficient reason for introduction. It should be outstandingly different. I suppose this glut of pink blends came about by breeding yellows with near-pinks in the hope of obtaining a true pink. Is there no way by which this flood can be turned off?

*Carl Taylor* has a really fine deep yellow in his *Golden Ruffles*. It was judged the finest stalk in the Hollywood Show. A very lovely blue-white seedling of his has been named *Gentle Florence*. Among his seedlings are many that will bear watching.

In my garden are some English varieties and some of Dr. Graves' choice originations. All irises in my garden had to be moved twice between the 1945 and 1946 seasons so there has been little normal bloom. There was a short stalk of *Helen McGregor*—enough to show its beautiful color and texture, and *White City* bloomed. One of the irises from England, Long 22-359, although short had a perfectly branched stalk and looked to be a good yellow.

I do not care for *Spindrift*; to me the color is raw. Most people do like it, however, and no one can accuse it of being a pink blend. It should have a good mark for that and another for blooming when so many did not. I think I have read that Dr. Loomis considers it only a step toward something better, and I hope that comes true.

When *Aldura* bloomed I realized that I had been missing something by not seeing it before. It is a very outstanding blue and white plicata. I had not recognized that there was so much room for improvement in plicatas.

Two DeForest irises bloomed for me, *Casa Morena* and *Three Sisters*. Both are outstanding in color but I can not understand how anyone could think of *Three Sisters* as being an amoena, "a red amoena" it has been called. With the hot California sun shining on it and the bleaching wind blowing across it, the color of the standards was yellow from beginning to end—quite a bright shade too. The falls were red-brown. I have always supposed such a combination made a variegata. In color it was quite striking. *Casa Morena* is a large, solid brown-red with brilliant orange beard. For this year I am overlooking its lack of branches—it was doing well to bloom at all.

Taking into consideration conditions in my garden, *Mexico* and *Goldbeater* deserve praise. Both bloomed well on short but well branched stalks. I believe they will have lasting value as garden subjects. I could not match the color of *Mexico* with any red in the garden, and I like its flat falls.

One of the loveliest new irises to bloom in my garden was Maxwell's charmingly named *Easter Bonnet*. This is an iris that could be forgiven almost any fault—not that it has any that I know of. The color, yellow blending to lilac with golden-brown haft and a

close-packed bright orange beard, is laid on thick. It has good form and a nicely branched stalk—an iris to look forward to.

Those who are interested in dark irises will like to know that Esquire still holds up. It bloomed well here after the two movings and only good reports have come from it in other places. Fine seedlings bloomed from it this year.

I did not see the garden of Mrs. Stuetzel, who grows many of the eastern irises, nor the garden of Marion Walker in Ventura. *Mr. Walker* writes that he got a good white out of Farcross (!) that it is "about the best for substance that I have seen in a white iris." Walker's Ivory Tower bloomed here. It is ivory color with yellow, and it looked good. His Ventura bloomed in Mr. White's garden at the same time as Schreiner's Mulberry Rose. Blooms were picked for comparison. The color is identical, but Mulberry Rose is coarse textured and has long falls. Ventura is fine textured with richer brown spots near the haft, and the large falls are round. Ventura is the better iris. Both seemed to be good growers and had tall stalks.


*Mr. Sidney Gray* of San Bernardino has produced a lovely, fine textured gray-blue iris on a four branched stalk. I am proud to have it growing in my front garden. It is being named for his wife, Anna Gray.

Mrs. Lyon showed me a very good blue iris seedling, in medium tone, from *Mr. Eric Neis*. It has a beautiful stalk and a beautiful flower. It is named Gail Storm.

The commercial garden of *C. S. Milliken* has a naturally beautiful setting among old, giant live-oaks. He planned his planting in such a manner as to preserve and accent its many good features. There are sweeps of lawn, wide winding paths and great borders planted with blocks of many iris of one variety. Choice flowering shrubs, day lilies, columbines and other plants contribute to the picture.

Mr. Milliken has introduced many good irises of his own. Among the better and more recent I would include Painted Desert, White Spire, Dixie Sunshine, Spring Meadow and Spring Dance, and I liked Tournament Queen quite well. The form of Peru is not according to Hoyle, but the stalk is tall and well branched, the substance and texture good and the flower has beautiful color—a soft blue. It kept calling me back until I knew that I liked even its form. One of the loveliest of all irises is Sunset Haze, but as I have said before this color is found in the bank of fog that sometimes

rests on the horizon over the ocean at sunset. This iris has more than beautiful color—it has a tall, well branched stalk and vigor. It increases rapidly. The flower has good form, fine shining texture and good substance—the standards are not soft. It is a much better iris and a lovelier one, in my estimation, than *Prairie Sunset* ever thought of being. Compare the branching, and the substance of the standards, and notice how the buds of *Prairie Sunset* toe in. How easily we Americans can be stampeded. Show us a prettily colored fall and we are off.



*Mrs. Irma Pollock, Messrs. Jory, Salbach, and Mitchell.*

**From Mrs. Otto Steutzel.** Iris season in Southern California began March 16th, with a visit to Mr. Clarence G. White's garden at Redlands, to see the oncocyclis and onco-bred irises. As usual, the oncocyclis were beyond description; there were hundreds of them, with no two alike; they are truly out of this world. One of the onco-breds B46, which is one half tall bearded, was a beautiful maroon, brushed with black, very pleasing form and good branching.

On April 29-31, the *Hollywood Garden Club* had their annual Iris Show. Due to a very cold dry winter, it was rather early for

the bearded iris, but Mr. Carl C. Taylor's new "Golden Ruffles," a tall well branched, rather frilly yellow, was judged the most outstanding iris of the Show, being awarded the Merit Trophy.

A visit in early May to Redlands to Mr. White's to see the tall bearded. Here one saw many of Mitchell's "Fancies" as he calls them. They are interesting, but have very little garden value. One or two would be all I would care to have in the garden. There was a beautiful tall bearded "Tobacco Road" seedling, 3-46-29, also 2-46-23, a lighter shade. These two irises had perfect branching and very pleasing form, excellent substance.

Mr. Carl C. Taylor had many fine seedlings, one a beautiful lavender blue, very frilly, which he is naming "Gentle Florence," in honor of Mrs. Clarence White, had good branching and fine substance.

A visit to *Mr. Marion Walker's* in Ventura, where again one saw hundreds of seedlings, many being marked to hold for another year. His Ventura received an H.C. at the Iris Show. It is an odd shade of violet, with reddish brown shoulders, good form, fine branching and is very lovely. Also his "Country Lass" was just as fine this year as last.

*Mrs. Heimer's* garden, where one has always seen many of the new introductions, was not at its best, due to everything being moved last November. Nevertheless, "Mellowglow" (Whiting), a deep apricot with a pink blush, very ruffled, perfect form, was one of the most outstanding blooms of the season. "Gypsy Baron" (Schreiner), a violet plicata, was nice. "And Thou" (Graves), a very pleasing pale wedgewood blue with deeper blue at beard, was interesting.

At *Milliken Gardens*, the outstanding iris was the new "Tournament Queen," a fuchsia toned flower, very large well formed flowers, good branching; the styles are chartreuse with a fuchsia ridge down the middle, very interesting. "Rose Gold," a blend of gold and rose, was most pleasing—again there were hundreds of seedlings of interest.

A trip to *Mr. Eric Nies* garden always gives one a thrill. With his beautiful *Spurias* "Lark Song," falls nearly horizontal, a rich yellow, very frilly, standards almost white; "Russet Flame," the falls deep yellow, heavily bordered with dark brown, standards a soft brownish yellow; "Two Opals," the falls are cream, brushed with lavender, standards are a pale cream. Of the tall bearded

irises in his garden, his 46-13, a deep gold with orange beard had perfect branching and wonderful substance; 46-17, a rosy red with a dark flush on the falls, was interesting, as was his 46-18, a very beautiful pure white.

*In my own garden*, "Lady Mohr" put on a show of her own, everywhere one sees this "Salbach" iris, it is just perfect. "Gay Senorita" (Sal.) on a first year plant, grew a 45" stalk with eight very large blossoms; it's a most outstanding variegata. "Bandmaster" (Hall), is a beautiful medium blue, a very welcome iris in the blue class. "Francelia" (McKee), a very clear, clean yellow, grows to 38" in the West, good branching, nice form. "Mary Vernon" (McKee), was most outstanding, as was also his "Jomar." Mrs. Lowry's Syringa was a delightful surprise, the color is like light concord grape, fine form, grand substance, and everyone judged it as being the most outstanding color break in 1946. "Amity" (Corey) was on the order of Mitchell's fancies, but very pleasing. A white brushed with violet blue, tall, well branched and very heavy texture—admired by everyone. "Painted Desert" (Mill) still is an outstanding iris. Also Mr. White's "Sheriffa," "Present," and "Faircross," which are all worth growing.

*Mrs. Lyons'* commercial garden had many of the newer introductions—"Innovation," "Redwyne," "Bryce Canyon," "Firecracker," "Ola Kala," "Sultan's Robe," "Tea Rose" and others.

*Mrs. Douglas Pattison's* garden I have left to the last, as here, on the first year growth, one saw many of the very latest irises, many guest irises and everywhere the Eastern, Middlewestern and Western irises were beautifully grown. At last we have someone who has proven we can grow Eastern irises in the West. In many cases, she grew Eastern introductions better than I saw them at the convention here in the East.

In 1944, Mrs. Douglas Pattison, owner of Quality Gardens, after twenty-five years of business, closed the business and moved to California. Her garden is located close to the foothills in Sherman Oaks in the San Fernando Valley. The soil is heavy adobe, but Mrs. Pattison's years of experience in growing all kinds of iris proved that iris, even in our fine climate, needs care and feeding. Many of the novelties and older varieties from all sections of the country grew side by side and the eastern and midwestern originations were planted here and there among the California varieties and all grew equally well.

## ALONG THE CALIFORNIA COAST

BY TELL MUHLESTEIN

On April the 18th my bride (of the third of April), Mr. and Mrs. Carl Larsen (he, the breeder of Aldura), and I left for California. We arrived in Los Angeles the next evening. Early the following morning Mr. Larsen and I were up at 5:30 scanning the garden of his brother for our first glimpse of a tall bearded iris, and two hours later we were in Arcadia—the lovely setting for the Milliken Gardens. Here Carl Milliken greeted us and showed us about. Drifts of China Maid were a sight to behold. The new Episode (C. G. White) was very colorful, and China Lady (Milliken) a smoothly finished cream-lemon, stood out as very fine. Symbol (White) I had never seen, but liked its orange yellow blooms



*At C. G. White's, Redlands.*

which were brushed with brown on the hafts. Sheriffa and Gypsy King, evidently sister seedlings, made bright spots of mulberry color in the garden—two very fine hybrids. San Pasqual was a very rich piece of red-purple with only slight veining on the haft. This was just a preview of what we would see later for we had not

told our women folk we were garden-visiting since our mission had been to deliver Carl's niece to her place of work in Los Angeles.

April 20th we attended the Hollywood Iris show. It was a beautiful show. Here we met a host of fanciers who, before, had only been "names" in the iris society bulletins and catalogs: Carl Taylor, Mrs. Douglas Pattison, Mrs. Lyons, Eric Nies (of spuria fame), Mrs. Heimer, and the new regional vice-president, Mrs. Otto Steutzel. There were others, too, and exhibitors from far and near.

The Larsens called for us early April 22nd to take us to Redlands where I had prepared Edward Brenan for our arrival. We found his unique self-styled home nestled among the citrus groves and lovely spots of color with attractive plantings of iris and other flowers. The Brenan's mail-box (a jug of some sort) hung from a tree—giving added distinction to this unusual spot. Here we saw Mr. Brenan's own first introduction Val for the first time. It was most unusual showing a bit of its oncocyclus blood and giving the effect of a neglecta-amoenae. Mr. Brenan had a host of fine things from other growers: Melitza, Nightfall, The Admiral, Extravaganza, Hills of Gold and others. Mr. and Mrs. Brenan accompanied us to the Berry home (the breeder of Mauna Loa) but unfortunately he was out. His lovely daffodil seedlings were just gone, but we understand he had some splendid ones. We then drove to the lovely estate of Mr. and Mrs. C. G. White. The sloping hills were beautifully cared for and below were the bounteous citrus groves. Mr. White's oncocyclus seedlings were nearly all gone, but a few stragglers remained to show us what he is doing. There were some yellow and orange ones with that, oh, so beautiful veining which makes these oncocyclus so exotic and the tell-tale signal patch on each fall below the odd beard. The Onco-breds were delightful, too, and the triumph among these was Present which stood out tall and stately above all the others, but there are only two flowers to each stalk. Even so it is remarkable and evidently an easy grower. Yusuf was large like Mohrson and My Day and flecked with white. His new Butterfly Wings, introduced this year, is most unusual of all. His work is not confined to the onco-blooded plants, although they may be his main interest. There were several lovely reds from Tobacco Road, wonderful plicatas, yellows, blues, some grand blends, but the most outstanding thing of all, to me, was 245-4, a very large full bodied red plicata. Mr. White claimed onco blood in this one, but most of his present-day things have some onco



blood in their background. There were some hybrids with the tangerine-red beards which I suggested might be used with the new strain of Sea-Shell pinks with that influence. This man's work has interested me for years, and his has been a difficult road to blaze, but a new race of plants is, undoubtedly, coming from his patient work. We left, reluctantly, to pause at the Brennan home, again, long enough to enjoy some ice cold pure orange juice that still leaves fond memories.

We drove to San Bernardino and it was dusk when we arrived at Carl Taylor's home. The very hot day had not been kind to the iris, but there were many fine things here and some late seedlings had not, unfortunately for us, started to bloom. This is a small garden with accent on quality. Mr. Taylor's Golden Ruffles had been awarded the best spike in the Hollywood show and it was still lovely in the garden, although it is not as ruffled as the name implies, but a smooth clear yellow nevertheless. His Gentle Florence (Snow Flurry  $\times$  Violet Symphony) looked very good—a better formed and better branched Snow Flurry type. I liked a sister seedling to this—a violet self, but Mr. Taylor said its branching had been poor, and Carl is very discriminating. Here were growing many of Kenneth Smith's new things. Lake George, a small round blue, Louise Blake (which, unfortunately, does not do well in California since it must dislike warm winters) and Pink Ruffles which did very well and made delightful drifts out front. Dr. Loomis' V 20 was in bloom and a very good flower it was with a smooth pink color and that intense tangerine-red beard. We were sorry to miss Lena Lothrop and her plantings, but that is another thrill we await some future time.

April 23rd found us once again in the Milliken gardens and this time Mr. Milliken painstakingly took us through his seedling beds which we found most interesting. He had some promising reds that were tall and rich, yellows, whites and a very interesting lavender-pink *plicata*—none of which had been numbered yet. We drove to the field-plantings with long rows of named varieties which gave one the impression of a huge rainbow. What a sight it was to behold these plantings of Snow Flurry, China Maid, China Lady, Fort Knox, Painted Desert, Co-Star, Episode and many more all in full deep rows. Perhaps the most impressive seedling in the blend class was Mr. Milliken's 2931-11, a rose-bluff blend with brown on falls very difficult to describe but a most effective blending of colors.

Another very attractive blend was 3031-13, an orange-rose bronze with a lacquer-like finish. A seedling of White Spire was the largest pale cream-lemon yellow we have ever seen—it probably will be introduced next year.

April 27th we started on our way northward, stopping off first at Mrs. Pattison's lovely new home. In this small garden Mrs. Pattison still plays symphonies with her iris and there wasn't a clash in color to be found in the garden. I have never seen better stalks anywhere. Here DeForest's Marimba was very outstanding, as were his Adelanto, Rio Oro and finally plicata Patrice which grew well over forty-five inches on a first year plant. Tea Rose, Sylvia Murray, Helen McGregor, Aldura, Copper Pink, Alba Superba, Birchbark, Sky Maid, Spun Gold all looked grand here. Another joy of Mrs. Pattison's is her lemon tree. We were given a lemon to rival any grapefruit, so we were prepared for what we saw in beautiful lemons at Marion R. Walker's in Ventura some hours later. Mrs. Pattison accompanied us to the garden of Mrs. Heimer (we were sorry she was away) and the flowers were delightful. Red Valor stood out as it always does. Mrs. "Pat's" own Jamie made us wonder why she never introduced it, and of course we were happy she was persuaded to introduce Azure Skies and to us it appeared very similar to the new Helen McGregor. After driving Mrs. Pattison home we stopped at the garden of Mrs. Stuetzel in beautiful Conago Park. Many of the latest things were here, and some guests from the East (Mrs. Stuetzel's home). We liked Mrs. Corey's Amity very much in the blues, but her Deep Night didn't care for the California soil, I am sure. Funny how some of them react, but it is so. We know by Mrs. Stuetzel's Boston accent she was right at home in Massachusetts for the Annual Meeting.

Our next stop was Marion Walker's garden in Ventura. A very busy young man is this Ventura Chamber of Commerce president. He drove in, however, before we left—he had followed us northward, since he had been "irising" at Milliken's, White's, etc. His Sky Maid looked very nice again, and his new Ventura (which received a H.C. at the Hollywood show) is lovely. It is a lighter brighter Mulberry Rose type. Some hybrids from Azim  $\times$  Aztec Copper that were huge with just a touch of that strange onco-appearance were interesting and unusual—something here for a new strain of iris. A good one which he called Pacific Fleet from

San Diego × Naranja which I failed to mark down for color, but it was blue, I believe.

April 29th found us in the gardens of Carl Salbach and Professor Mitchell. We were early for their peak bloom by a week or more. Some fine things were showing, however. Spindrift looked cleaner than anywhere we had seen it. Cloud Castle (the parent to Helen McGregor) grew a lovely tall spike. A row of Aldura was to open in the morning, as was Lady Mohr and one of her offspring. Mitchell's new *plicata* Love Affair was nice with its rose-pink markings, good branching with 10 or 11 buds. Mr. Salbach was quite enthusiastic about Professor Jory's hybrids and rightly so, for they are the most outstanding new blooms along that line we encountered and are, indeed, a credit to him. His son gave us a note on their breeding which included mostly Grace Mohr, Ib-Mae, and Capitola. To tell you they have the form of Lady Mohr with even larger flowers is only telling part of the story. Their falls and standards are full and round with the falls flaring nicely. The two blue ones were outstanding—one with a yellow beard, the other with a more inconspicuous pale beard. They had the appearance, all right, of a new race of plants. There were no less than three, then blooming, worthy of introduction. We are sure to hear more of them.

We were sorry, indeed, to have missed seeing Professor Essig, but his garden and seedling beds were hastily scanned. His Mount Wahington was lovely in the home garden, as was Golden Madonna.

May 1st we were in Sacramento, guests of Mrs. Walter Krohn, a newcomer to our ranks, but her chicken dinner showed the finesse of an expert's hand. She drove with us to the delightful home and garden of Mrs. G. G. (Irma) Pollock. Here is a garden of rare opportunity for the Californian. Mrs. Pollock grows outstanding things from the Mid-west and East to the exclusion of many California products for the purpose, primarily, to prove their worth in that section and surprisingly almost every variety does well once established. It was a joy to see Wills' Chivalry, and his new Snow Crystal—both outstanding in their color classes. Mrs. Whiting's Blue Rhythm, Mellowglow and Rocket all seemed to be skyrocketing to fame. Golden Spangle was tall and showy, but I still prefer Golden Fleece which is more refined. Moonlit Sea I have never cared for but planted near Elsa Sass and Moonlight Madonna it was quite striking. Bertha Gersdorff was a lovely color. Vatican Purple



*Judges at Work? At Mr. Knowlton's.*

*Photo by Geo. Merry*

a fine smooth flower. It was difficult to keep one's eyes from wandering from the lovely beds of iris with all the striking roses, shrubs and a very inviting swimming pool in the back garden. We sat near the pool, however, in the shade of a lovely rose arbor for some cooling refreshments before we reluctantly departed.

What a delightful trip to look back on and what a fine preview it was to our own season. When we arrived home May the 3rd we found some dwarf iris, oncocyclus and some onco-hybrids blooming and the weeds getting a very good start.

The Utah Iris Society staged a show on May the 18th and 19th at Memory Grove in Salt Lake City with amazing results which far exceeded our expectations. This was our first show—staged after we were only seven months old. Mr. M. Taylor was awarded the prize for the most outstanding stalk in the show for Inspiration with 3 perfect blooms out. Mr. M. Wallace of Provo was a close contender with Violet Symphony and Mrs. Crosby with Elmohr and Mrs. Fitzgerald with an exceptionally beautiful spike of Easter Morn with 4 blooms out and the tallest stalk imaginable.

Pardon further transgression from the Calif. trip, but I must mention the two treks of the Utah Iris Society on May 25th and 26th. On the first day the visits were to Orem, Provo and to Spanish Fork and on the second day to Salt Lake City and Magna, with seventy-five attending. The climax was a repast at the lake-shore cabin of Mr. and Mrs. Fitzgerald.

## STRANGE BED-FELLOWS OF THE CHECK LIST

ROBERT E. ALLEN

It has been a matter of common knowledge among some of our observant AIS members that neither the catalog descriptions of many of our popular varieties, nor the flowers themselves, conform too well with the simple key descriptions. Whatever the reason for these anomalies, the fact remains that a classification of the 187 symposium varieties of the past six years, according to the official description of the Check List, discloses that several quite dissimilar irises are identically described, and thus fall into the same color class.

Various dealers and writers have made practical classifications of varieties by color on the basis of their observations, but lacking a classification according to official Check List descriptions, I took the time to prepare one myself and found the results so interesting and provocative that I'm passing it along not for its humorous aspects, but to call attention to some apparent deficiencies and inconsistencies in the descriptions of new varieties that are furnished by the registrant at the time of registration.

Of course it is not impossible that the 1939 Iris Color Classification Chart has become a bit outmoded by the onrush of some of modern iris colors that almost defy description, and may be in need of a little sympathetic revision, but in the main the classification scheme still remains an excellent descriptive basis if properly used, and if precedence is given due consideration. While it is true that certain varieties may, with some reason, be described in two different ways, there seems to be little reason for giving an iris so much benefit of doubt as to throw it over into a currently more popular color group than that which more accurately describes the group of older varieties which the new one most closely resembles.

My purpose in presenting this classification is to stimulate thought, evoke suggestions for improvement of the Color Classification Chart, and encourage more careful descriptions for registrations. Like the "Frankie and Johnny" ballad, this story has no moral, and it has no end, but it does suggest the possibility of improvement in a field that is evidently witnessing some deterioration.

In examining this chart, it is suggested that the reader look up the position of the symposium varieties with which he is more familiar. For example, Lady Mohr, which is described as TMB-E-

W3D, which means that it is a hybrid, tall bearded, early blooming, blue-white bitone, will be found right in the same W3D bed with Wabash. However, Extravaganza, the only other symposium amoena, is down in bed W9D. Amigo, Deep Velvet, and Nightfall are in the B9D bed, which means they are purple bitones. Junaluska and Persia are together in the S3M bed for Blended Blue Bitones. Old Parchment is in the Y7L, Red-Yellow Self bed with California Peach. Louvois and Cheerio are both in the S4D bed which is supposed to be for Yellow Blend Selves. Ranger and Red Valor are appropriately together in the Dark Red Self bed R7D, but find the other notable reds for yourself. The various assorted pinks are found in R7L, R4L, and S7L, which means that they are diluted reds; yellow-reds or red tone blends, as they probably are. The classification W7L which would describe a true "pink-ribbon" iris is strangely vacant.

Of particular interest are such popular beds as the White Whites; the Light and Medium Blue Selves; the Dark Yellows; the Yellow-Reds and the Red Tone Blends. Several apparently worthwhile beds are as yet completely unoccupied by symposium irises, and offer breeders some choice, non-competitive locations.

For practical purposes, the three different groups of squalens or blended irises, have been included with the appropriate predominant color classes. For example, the Blue Tone Blends, S1, S2, and S3, follow the B1 to B9 Blues of all types. It is on the subject of reclassifying the blend groups that most suggestions may be forthcoming because of the present trend of iris popularity. It is not unlikely also that suggestions will be made for a separate group for all true bicolors, i.e., white and blue; white and red; yellow and blue; yellow and red; white and yellow; and conceivably a blue and red, because the Lady Mohr-Wabash type of confusion does arise when bitones and bicolors are lumped together. The true bitones that have falls and standards of two tones of the same primary color, such as neglectas, may conveniently remain where they are in the classification.

The writer will welcome corrections, whether already of record or not, and all suggestions offered for the improvement of the color-classification or for better descriptive practices will be assembled and made the subject of a supplementary report.

# A COLOR CLASSIFICATION OF SYMPOSIUM IRISES—

1940-1945

## The Pattern of This Classification

The 1939 Color Classification pattern has been modified here so as to put the selfs at the head of each color list and to include the blends under their predominant color heading.

BLUES	YELLOWS	REDS	WHITES
Blue-Blues	Yellow-Yellows (Y4-Y5-Y6)	Red-Reds (R7-R8-R9)	White-Whites (WW)
(B1-B2-B3)	Blue-Yellows	Blue-Reds (R1-R2-R3)	Blue-Whites (W1-W2-W3)
Yellow-Blues	(Y1-Y2-Y3)	Yellow-Reds (R4-R5-R6)	Yellow-Whites (W4-W5-W6)
(B4-B5-B6)	Red-Yellows		Red-Whites
Red-Blues	Y7-Y8-Y9		W7-W8-W9
(B7-B8-B9)	Yellow Blends	Red Blends	
Blue Blends	(S4-S5-S6)	(S7-S8-S9)	
(S1-S2-S3)			

187 Varieties classified according to official registration descriptions.

## THE BLUES

**The Blue-Blues (B1-B2-B3)**—*Light*, Azure Skies, Blue Diamond, Chicory Blue, Cloud Castle, Gloriolo, Great Lakes, Icy Blue, Pale Moonlight, The Admiral, Tishomingo, Waverly. *Medium*, Bandmaster, Blue Spire, Bright Melody, Chivalry, Exclusive, Ormohr, Shining Waters, Sierra Blue. *Dark*, Missouri Night, Sable, Vatican Purple, West Point.

**Feathered Blues (B2)** None—*Light-Medium* or *Dark*.

**Blue Bitones (B3)** *Light*, None. *Medium*, Missouri, Mme. Maurice Lassailly. *Dark*, Anne Newhard, Louise Blake, Valor.

**The Yellow-Blues (B4-B5-B6)** None.

**The Red-Blues-Purples (B7-B8-B9)** **Purple Selfs (B7)**—*Light*, Mulberry Rose. *Medium*, Brunhilde, Ozone, Violet Crown, Violet Symphony. *Dark*, Down East, Indiana Night, Storm King, The Bishop.

**Feathered Purples (B8)** None.

**Purple Bitones (B9)** *Light*, None. *Medium*, None. *Dark*, Amigo, Deep Velvet, Nightfall.

**Blue Blends (S1-S2-S3)** **Blue Blends Selfs (S1)** *Light*, Aline.

**Feathered Blue Blends (S2)** None.

**Blue Blend Bitones (S3)** *Light*, None. *Medium*, Junaluska Persis. *Dark*, None.

## THE YELLOWS

**The Yellow Yellows (Y4-Y5-Y6)** **Yellow Selfs (Y4)**—*Light*, Elsa Sass, Golden Treasure, Moonlight Madonna. *Medium*, Happy Days, Jasmania. *Dark*, Balmung, Berkeley Gold, Buttercup Lane, Chosen, California Gold, Fort Knox, Francelia, Golden Eagle, Golden Hind, Golden Majesty, Golden Spike, Late Sun, Ming Yellow, Ola Kala, Spun Gold, Treasure Island, Yellow Jewel.

**Feathered Yellows (Y5)** *Light*, Marquita. *Medium*, None. *Dark*, None.

**Yellow Bitones (Y6)** *Light*, Glen Ellen, Raejean. *Medium*, California Trek. *Dark*, Fair Elaine.

**Blue-Yellows (Y1-Y2-Y3)** None.

**The Red-Yellows (Y7-Y8-Y9)** **Red Yellow Selfs (Y7)** *Light*, California Peach, Old Parchment. *Medium*, Royal Coach. *Dark*, Naranja, Prince of Orange.

**Feathered Red-Yellows** (Y8) *Light*, Siegfried. *Medium*, Firecracker, Moon-glo. *Dark*, Ruth Pollock.

**Red-Yellow Bitones** (Y9) *Light*, None. *Medium*, Edward Lapham. *Dark*, City of Lincoln, Mary Vernon.

**The Yellow Blends** (S4-S5-S6) **Yellow Blend Selves** (S4) *Light*, Aztec Copper, Copper Lustre, Sunset Serenade. *Medium*, Copper Crystal, Jean Cayeux, May Day, Tobacco Road. *Dark*, Grand Canyon.

**Feathered Yellow Blends** (S5) *None*.

**Yellow Blend Bitones** (S6) *Light*, Midwest Gem. *Medium*, Brown Thrasher, Orloff, Rosy Wings, Sonny Boy. *Dark*, None.

## THE REDS

**The Red Reds** (R7-R8-R9) **Red Selves** (R7) *Light*, Dreameastle, Miss California, Remembrance. *Medium*, E. B. Williamson, Frieda Mohr, Monadnock. *Dark*, Ranger, Red Valor.

**Feathered Reds** (R8) *None*.

**Red Bitones** (R9) *Light*, None. *Medium*, Red Gleam. *Dark*, Display, Garden Flame, The Red Douglas.

**The Blue-Reds** (R1-R2-R3) **Blue-Red Violet Selves** (R1) *Light*, None. *Medium*, Elmohr. *Dark*, Master Charles.

**Feathered Blue-Reds** (R2) *None*.

**Blue-Red Violet Bitones** (R3) *Dark*, Lord Dongan.

**The Yellow-Reds** (R4-R5-R6) **Yellow Red Selves** (R4) *Light*, Daybreak, Flora Zenor, Lancaster, Majenica, Melitza, L. Merton Gage, Overture, Pink Reflection. *Medium*, Casa Morena, Copper Rose, Coral Mist, Jasper Agate, Stained Glass. *Dark*, Captain Wells, Damerine, Edward Lapham, Solid Mahogany.

**Feathered Yellow-Reds** (R5) *None*.

**Yellow-Red Bitones** (R6) *Medium*, Wakarusa. *Dark*, None.

**Red Tone Blends** (S7-S8-S9) **Red Tone Blend Selves** (S7) *Light*, Angelus, China Maid, Mellow Glow, Pink Ruffles, Stardom. *Medium*, Aubanel, Copper Pink, Dubrovnik, Melanie. *Dark*, Christabel, Garden Magic.

**Feathered Red Tone Blends** (S8) *Dark*, Shah Jehan, Tiffany.

**Red Tone Blend Bitones** (S9) *Light*, Prairie Sunset, Morocco Rose, Rameses. *Medium*, Lighthouse, Deputé Nomblot, Radiant. *Dark*, Cheerio, Louvois, Matula, Sequatchie, The Guardman.

## THE WHITES

**The White Whites** (WW) Alba Superba, Franconia, Gudrun, Matterhorn, Sharkskin, Snow King, Snow Carnival, Snow Velvet, White Goddess.

**The Blue Whites** (W1-W2-W3) **Blue White Selves** (W1) Snow Flurry, Mount Cloud, White Wedgewood, Winter Carnival.

**Blue-Feathered White-Plicatas** (W2) *Light*, Claribel, Blue Shimmer, Los Angeles. *Medium*, Lady Naomi. *Dark*, None.

**Blue White Bitones** (W3) *Dark*, Lady Mohr, Wabash.

**The Yellow-Whites** (W4-W5-W6) **Yellow-White Selves-Creams** (W4) Arctic, Caroline Burr, Easter Morn, Mary E. Nichols, Mount Washington, Stella Polaris.

**Feathered Yellow-Whites** (W5) *Medium*, Seduction.

**Yellow-White Bitones** (W6) *Light*, Golden Fleece.

**The Red-Whites** (W7-W8-W9) **Red-White Selves-Pinks** (W7) *None*.

**Red-Feathered-White Plicatas** (W8) *Light*, San Francisco. *Medium*, Florentine, Mme. Louis Aureau. *Dark*, Minnie Colquitt.

**Red-White Bitones** (W9) *Dark*, Extravaganza.





*"Harry" J. Randall.*

### MR. "HARRY" J. RANDALL

Followers of the Goddess of the Rainbow were most fortunate last spring in being able to welcome Mr. H. J. Randall, Hon. Secretary-Treasurer of The Iris Society, for an extended visit to the United States. Mr. Randall, who lives in Woking Surrey, boarded a Pan American Airways plane at the London airport and the following day was met in New York by Kenneth Smith and Dr. Robert Graves. The party motored south to Roanoke, thence to Spartanburg and on to Nashville. Mr. Randall later covered the gardens in the Washington area and after a second visit to Roanoke flew to Chicago for a brief look at Dave Hall's pinks. Next came a visit to Dolman's garden at Swarthmore and a parting look at Kenneth Smith's iris at Staten Island.

Mr. Randall's trip was a combination business and iris trip and in response to our inquiries wrote "With regard to my official activities in America, I went over as Chairman of the British Electrical Development Association in order to discuss problems of mutual interest with some of the leading Electrical Supply Authorities in the United States. I also travelled south to see the T.V.A. scheme and visit some of the dams and discuss matters with Senator Pope,

Vice President of the T.V.A. It was a very interesting and instructive visit and it was made more enjoyable because it coincided with the iris season in the Eastern States.”

Those of us who had the opportunity of meeting Mr. Randall enjoyed to the utmost his charming personality, his delightful sense of humor and his vast knowledge of horticulture in general and iris in particular. We sincerely hope Mr. Randall's electrical business makes it necessary for him to visit America again—in iris time.

---

## FLOWER ARRANGEMENT

The cult of arranging flowers has developed enormously since the late twenties when Mrs. Peckham, whom we know thru her work on the Check List, first organized Schools of Judging for the New York State Federation of Garden Clubs. Many artists of note from many varied backgrounds have become teachers and have developed their own interpretations of balance and harmony as adapted to the arrangement of vegetation whether fruit, flower, or foliage. The use of a container alone seems a common basis and yet, except as a container, one wonders what a watermelon-half may have in common with a golden chalice, a bamboo cylinder or a copper kettle.

Historically the Japanese have developed thru the centuries the most rigid rules and eliminated the last possible superfluity of mass or color. Again and again a Japanese arrangement brings out growth character even when the final unfolding of the bloom is a mere anticipation. To contrast such restraint with the fulsome flower pictures of France and England, a pot-pourri of every conceivable bloom and color reveals just what a controversial subject judging an arrangement may be—perhaps as controversial as judging a high-priced variety of iris.

Surely many of our members belong to garden clubs and enjoy arranging flowers in their homes. We can only thank Mrs. Steedman for organizing such a competition, such an added interest, perhaps, for garden clubs and others to join us both for the immediate reward and for the future enjoyment of our bulletins.

From notes used in her courses in flower arrangement I have culled the following. It should be remembered that in black and white photographs the reproduction of color tones may upset completely the studied contrasts of light and dark; that reflections

from glossy foliage may usurp the interest and that the solidity and silhouette become of increasing importance. The proportion of arrangement to container, the effectiveness of the difficult line arrangement both count more than mere color charm in such a contest. Naturally in class 2 with its tray background and suitable accessories, the lines of the tray may echo the circle of the arrangement or exaggerate its verticality. In either case it will be far more apparent in black and white than in its real colors.


Design in arrangement is a PATTERN and of the many possible and attractive patterns six are more frequently seen at flower shows,—the Fan and Vertical arrangements usually symmetrical, the Triangle and “Hogarth” (or S-shaped) unsymmetrical, and the Horizontal or Circle either symmetrical or asymmetrical balance.

With the strong vertical elements present in iris foliage and stalk it seemed wise to select “Vertical” for one of the contest classes. This pattern suggests a straight line perpendicular to the table. It is tall and relatively very narrow, the container usually a small flat or a tall cylindrical. That a high flower tends to carry the eye (and the balance) well above the mouth of the container (a normal point of balance) increases the difficulty of such a pattern.

In class two, with its introduction of a background (in part) and perhaps accessories and a more elaborate container, the selection of a flower pattern in harmony is left to the contestant.

In both preceding issues, flower arrangements have been pictured and analyzed according to Roanoke standards. Imitation may be the highest form of flattery but my guess would be that it might not bring a prize. The judges might veer toward my out-of-date thought that in any iris flower arrangement, the inherent growth and form of the iris should find the fullest possible expression. I appreciate the artistic balance and silhouette of the arrangements pictured but I am frank to confess that the iris flowers are mere bits of good color, the iris form almost unrecognizable.

The contest should be of interest in both small and large shows as well as to the home arranger with a handy camera and a few other points from Mrs. Steedman may be helpful. In mass arrangements use spiky material for the skeleton and place it carefully before adding the finishing touches and here is where most people fail—in the selection of just the right leaf or flower in just the



right place, in getting the photograph taken in just the right light and from the right angle.

Such a contest should prove a real challenge and the judges cannot be led astray by a clever use of color in subtle harmony or effective contrast. Neither will the cost of the variety used enter into their decision nor trick high-lighting on the part of the photographer.

The contest permits an explanation of what you were showing, at what you used and what you think of the result and comments even from non-winners or stern critics may well build up a most delightfully controversial department in the bulletin. Mrs. Davis and Mrs. Steedman have already laid themselves open for constructive discussion so just what are the thoughts of interested members?

R. S. S.

## ARRANGEMENT CONTEST

**RULES.** This contest is open (1) to any individual or club as a member of the American Iris Society or The Iris Society, and (2), to any exhibit held at a duly authorized Show held in cooperation with the A.I.S.\*

(2) Iris should predominate and may be used with or without other flowers or foliage.

(3) Photographs must be on glossy paper,  $2\frac{1}{4} \times 3\frac{1}{4}$  or larger and accompanied by a brief analysis of the design with a detailed description of the container and material.

(4) An exhibitor may make only one entry in each class.

**CLASSES.** Class 1. A Vertical Design.

Class 2. Any design with a tray in the background and suitable container and accessories.

**PRIZES.** Rhizomes of new and meritorious Iris varieties. (List announced later.)

1st. Value around \$25.00—1945 or 1946 Introductions.

2nd. Value around \$15.00.

3rd. Value around \$10.00.

4th. Annual Membership A.I.S.

### ←—*⊞* A HOGARTH ARRANGEMENT

*Material: Iris—Kochi and red bud. Design: To suggest the Hogarth line. (By "Hogarth" is meant the S curve, named for the painter—Wm. Hogarth.) Container: Black and base black. This arrangement was made by Mrs. C. E. Layman of Roanoke. It was made to be discussed by Mr. John Taylor Arms in a lecture given in Roanoke on Design in Flower Arrangement.*

**PUBLICITY.** Both the winning photographs and a selection of others of interest will be reproduced in successive bulletins, and colored slides added to the Loan Collection.

The personnel of the Judging Committee will be announced and their decision will be final.

BEFORE June 30, 1947, send photographs and descriptions to Mrs. George Steedman, 1220 Oregon Ave., Roanoke, Va.

\*Mrs. Ralph E. Ricker, 1516 Rose St., Sioux City, Iowa, as Chairman of Exhibitions will supply information as to cooperative Shows.

Note that Florist's flowers, Dutch, English, or Spanish irises, are as eligible as garden grown varieties of any sort.

---

## VARIETAL COMMENTS

With Jesse Wills classifying, Bob Allen fulminating and Bob Sturtevant sliding in added notes by guess, the color classification is certainly getting a complete try out. We are indebted to the following for comments—Guy Rogers and Mrs. A. H. Muse in Wichita Falls, Texas; Mrs. I. M. Pattison, in Sherman Oaks, Calif.; John Dolman, Swarthmore, Pa.; Mrs. Silas B. Waters, Cincinnati, Ohio; George Zink and John A. Buneaux in Chicago; Drs. Clevenger and Schirmer, in Missouri; plus Mr. Sanford from Pennsylvania.

Many, many added reports, especially on seedlings, will be found scattered thru the travelogues.

### BLUE

ALICE BLUE ( ): A good, large-flowered, light blue, with few defects but no special distinction of form or color. Bluer than most, but not the bluest light blue. *Dolman, Pa.*

AZURE SKIES (Pattison, 1943): Clear medium blue, fine substance, stands up days in hot sun. *Calif.*

BANDMASTER (Hall, 1944): Immense flowers of pleasing light-medium blue on a fairly well branched stalk. Substance good. Was unable to judge strength of stalk for size bloom as a very severe rain had taken over almost everything in the garden. *Sanford.*

The stalk was tall, well branched, the color rich medium blue. Looked good. *Mrs. I. M. Pattison, Calif.*

BELMONT (Williams, T. A.): An old iris, but a good performer that has never had its due. I have Annabel, Blue Zenith, Bandmaster, The Admiral, Castalia, Great Lakes, Sierra Blue, Shining Waters and many others, but more visitors raved over Belmont this year than over any other blue in my garden except Blue Rhythm. *Dolman.*

BLUE RHYTHM (Whiting, 1945): A velvety beauty of medium blue. It's a bell ringer. Held its own with all the new blues shown in various gardens; should rate high. *Calif.*

- BLUE SPIRE (Milliken, 1938): One of Milliken's blues, and it showed up well. It is especially fine in clear blue, and has lots of style. *Clevenger, Mo.*
- BLUE ZENITH (Whiting, 1942): Much bluer than most of the medium blues, in fact color is superb. Falls are a trifle too narrow and growth does not seem to be especially vigorous. *Sanford.*
- A lovely clear campanula blue, takes the sun well. *Calif.*
- CHIVALRY (Wills, 1944): A finished iris of excellent form, slightly ruffled metallic blue. *Schirmer.*
- One of the outstanding iris of the year. *Calif.*
- CLOUD CASTLE (Graves, 1944): While its color is pale blue, it lasted in the hot sun for days. An excellent iris of good form and substance. *Calif.*
- GULF STREAM (Fay, 1946): Have admired this medium dark blue self for several years and am glad to see it introduced. Large flower of good form, 38 inches tall, with good branching. *Zink, Chicago.*
- A deep medium blue self, beard and all. Short on a one-year plant, but rich in color and refined in form. Bluer than most medium blues. *Dolman.*
- HELEN MCGREGOR (Graves, 1946): Its first flower gave no indication of its real worth. A clear pure blue of excellent form; good branching; good substance. *Calif.*
- LAKE BREEZE (Fay, 1945): Similar in form to Helen McGregor, but less attractive when established in a clump. The subtle blend of pink and blue which makes the individual flower so entrancing blurs its color in mass. *Dolman.*
- LAKE GEORGE (Smith, R., 1945): Is the most impressive new iris I saw this year. It was extremely tall, very large, had unusually heavy substance and fair branching. Its form was similar to Tobacco Road with almost horizontal falls, and holds up well in sun and wind. It is a rich, clear, medium blue self with slightly deeper blue veining which does not detract. It increased normally. *Mrs. H. M. Muse, Texas.*
- Good medium blue, strong grower, stalks tall, well branched. A fine iris. *Calif.*
- LAKE SHANNON (DeF., 1945): A blue-lavender self of good size, form and substance; lighter and perhaps larger than Chivalry; not as blue as Bandmaster or Blue Valley. *Dolman.*
- NOONDAY SKY: A very nice light blue. *Schirmer.*
- ST. OSYTH ( ): A pale blue, unimpressive in size on a one-year plant in Dr. Graves' garden, but extremely blue; distinctly bluer than Helen McGregor. *Dolman.*
- SILVERTONE (Hall, D.): Large medium blue flower with silvery overlay. *Zink.*
- SYLVIA MURRAY (Norton, 1944): Of all the light blue iris I like this best. It has no lines in it such as we see in other blues. Very large, stylish, attractive. *Clevenger.*
- Among the finest of the light blues. Large, tall, branched with flaring form and exceptionally good color. *Rogers, Texas.*
- TISHOMINGO (Caldwell, 1945): Clear wistaria blue, but not as good as it has been seen in other gardens. It fades a bit after it first comes out. *Calif.*

#### BLUE BLENDS

- ALZA HOLA (Snyder, 1941): Without distinction. The form, spineless standards, floppy falls,—gives one the impression of a double Japanese. *Sanford.*

#### MAUVE AND LAVENDER

- ELMOHR (Loomis, 1942): Presents a point of interest concerning Dykes Awards. This award should go to an iris which is excellent in all sections of the country. Again, Elmohr didn't bloom. *Sanford.*
- "Wonderful on a 2 yr. plant." *Schirmer.*
- MULBERRY ROSE (Schreiner, 1941): I saw a gorgeous, well branched spike with three open flowers in a weed patch which had not been cultivated for three

years. This illustrates what a reliable iris it is. Fine in every respect. *Sanford*.

It would be difficult to name a more suitable candidate for the Dykes medal this year from those available as it has performed

Tall, large flowered, well branched. Color intense, a bit coarse. *Calif*.

One of the very good iris which will stay with us for a good many years. *Schirmer*.

ORMACO (Klein, 1937): Must be rather tender as it hasn't bloomed and I have had it 3 years. *Schirmer*.

PEARLY PEAKS (Graaf): The latest of any variety I have seen. Even disregarding this great advantage, the flower is of such quality that it should be more grown. Color is smooth pearl lavender, form is excellent, fading negligible. Branching is fair, stalks strong. Splendid propagator. *Sanford*.

VATICAN PURPLE: I was greatly impressed with this fine iris. A big plant, with tall stalks carrying many flowers of rich velvety deep purple. A fine garden iris. *Calif*.

VENTURA (Walker): An odd shade of violet with reddish brown shoulders, very lovely. *Calif*.

VIOLET SYMPHONY (K. Smith, 1940): Continues to be a flawless flower. *Mrs. H. M. Muse, Texas*.

Bloomed beautifully on a medium sized plant. I was much impressed with it here. *Calif*.

#### PLICATAS

ADVANCE GUARD: Tall lavender and white plicata, well branched and flowers of good form. *Calif*.

ALADDIN'S WISH: Something new in plicatas. White brushed brilliant blue. Doing well. *Calif*.

BLUE SHIMMER (Sass, 1942): Particularly fine in New England. It is a cool-weather iris, much better if planted in partial shade. *Dolman*.

Over rated. The flowers are too large for the height of the stalk, tend to be coarse and have oversize falls. *Sanford*.

Bloomed on 40 inch stalks. It does exceptionally well in California. *Calif*.

CHIPPEVA: Soft yellow dotted brown, a different plicata of great charm. *Calif*.

DAFFY (DeForest): The most interesting and attractive novelty yet seen is Mr. DeForest's unintroduced Daffy. It is a large purple and deep cream plicata with good form and fine substance. The zebra-striped falls challenge you to find two alike. *Mrs. Muse*.

EDITH RORKE (Smith, 1946): A new plicata of white and blue, clean colors, good form, not tall on one year plant. *Calif*.

GYPSY BARON (Schreiner 1942): I would just as soon have Mme. Louis Aureau. Differences in color among plicatas often not as noticeable as difference of pattern. *Sanford*.

INNOVATION (Hall 1945): My favorite plicata to date. A refreshing dusty rose ground dotted to just the right degree. Stalk excellent. Extremely long season of bloom. Very vigorous and floriferous. *Sanford*.

LADY NAOMI (Fay, 1941): A very good plicata. White with blue lines. *Clevenger*.

"Florentine—not as good." *Schirmer*.

LOVELY MELODY (Smith, K.): One of those subtle, smoky plicatas, dull in most lights but very appealing when the sun strikes through it in a certain way. Dusty rose on cream. *Dolman*.

MAGIC CARPET (Schreiner 1942): Odd collection of colors. Stalks are weak. Rapid propagator and very floriferous. *Sanford*.

MINNIE COLQUITT (H. Sass, 1942): A delightfully colored plicata that bloomed beautifully on short stems. *Rogers, Texas*.

MOONLIT SEA (J. Sass, 1943): An attractive combination of colors, but a queer looking plicata. *Clevenger*.



- PATRICE** (DeForest): If one ever had a feeling of reserve for plicatas, I believe Patrice would win them over. It is a stately, beautifully formed iris with excellent substance, branching and texture. In fact it was perfect, on a two year clump as grown here. *Mrs. H. M. Muse.*  
A lovely plicata of good height, white, brushed peach. *Calif.*  
A pale, creamy plicata, of good size and substance, distinguished chiefly by a very subtle brushing of pale gold across the haft. A little stiff in form at Roanoke, but much better at Newton. *Dolman.*  
A delightful plicata that performs well. Has not received the acclaim that is justly due. *Rogers, Texas.*
- PRECIOUS** (Mitchell): On a one year plant it looked like a smaller, weaker sister of Suzette or Patrice. Would be pleasing if grown up. *Dolman.*
- ROSE TOP**: Exceptionally good. *Schirmer.*
- SUZETTE** (Knowlton, 1945): Merits the praise it has enjoyed. Clean, subtle, and delicate, as contrasted with Tiffanja, which is clean, bold and vigorous. *Dolman.*
- TIFFANJA** (DeForest, 1942): Perhaps the best clump in the garden this year. *Rogers, Texas.*  
A very fine clean-cut yellow plicata of good form on well branched stalk. I would like it better if the markings were a little darker. *Zink.*  
A dainty creamy buff marked soft brown, growth good, stalks tall and well branched. *Calif.*  
This may easily be conceded to be the best yellow plicata. The clear design of its charming pattern makes for fine effect in the garden picture. *Ohio.*

#### PINK BLEND AND ORCHID PINK

- ALONA** (DeForest 1945): Pink ruffled blend, medium height and horizontal form. The blue shading on falls adds to its attractiveness. *Calif.*
- ALPINE GLOW** (Klein, 1945): A soft dusty rose, dull in some lights, but ideal in size, substance and form. *Dolman.*
- AUTUMN SUNSET** (Lapham, 1942): Has been wonderful both spring and fall for three years. *Schirmer.*
- CALIFORNIA PEACH** (Salbach): Very beautiful flower but the stalks twisted and squirmed all over the ground. *Schirmer.*  
California Peach still ranks as one of the top blends. Its name describes it well. *Calif.*
- CEDAR ROSE** (Whiting 1941): Not new but not seen enough—fine, warm, smooth coloring which carries across a garden. Long blooming season. *Sanford.*
- CHANTILLY** (Hall, D. 1945): A breeder's iris, interesting for its lace edges and pronged buds. The flowers open small, a clear orchid pink, but grow almost double in size after opening, and fade almost white, so that one sees two sizes and two colors on the same clump. The falls are too rectangular to be graceful. A break but not a finished iris. *Dolman.*  
Bloomed almost the last, its soft lilac pink flowers seemed to have a creamy lace edging crocheted on both standards and falls. Most outstanding. *Calif.*
- COPPER PINK** (Kellogg, 1941): Just why they called this iris pink is more than I can see. It looks dark red to me—if it was correctly labeled. *Cleveland.*  
My choice of the pink blends. On first opening it is brilliant, by the third day, though much lighter, is still very attractive. An excellent grower, giving fine increase. Very early. Faults are a tendency to throw crooked bloom stalks and a short blooming period. *Sanford.*  
Planted in part shade, the color was rich and bloom lasted. A good iris. *Calif.*
- CORAL MIST** (Grant, 1941): Dull and unattractive, color far from smooth. Form not full enough. *Sanford.*

- EASTER BONNET (Maxwell-Norton): Is a new iris of spectacular beauty. The clarity of its rhodenite pink, with a margin of burnished gold on both standards and falls is indescribably lovely. One returns again and again to look upon its beauty; it has distinction. *Mrs. Silas B. Waters, Cincinnati, Ohio.*
- LORI MAY (DeForest): Soft rosy blend. Floriferous and luxuriant growth. *Calif.*
- LYNN LANGFORD (Hall, D.): Large deep orchid with a bright golden throat and beard. Should be very popular. *Zink.*  
Seen on a one-year plant it was short and badly bunched, but the large flowers were distinctive and colorful. *Dolman.*
- ORCHID LADY (Salbach): Continues to do its best here. Clear orchid coloring, with bluishading. A fine variety. *Calif.*
- PAINTED DESERT (Milliken): An excellent performer here, all the harmonizing colors of the spot travelers to the west know so well. A beautiful variety. *Calif.*
- PEACH GLOW (Klein.): Its first year of performance indicates that it will not do here. *Rogers, Texas.*
- PINK REFLECTION (P. Cook, 1942): Fine form except standards tend to open. Substance is smooth and heavy. The color is such that a newly opened flower appears faded. *Sanford.*  
Its soft pink tones looked a bit faded in our hot sun. *Calif.*
- PINK RUFFLES (Smith, K., 1940): Its quality still warrants attention. Form is exquisite, color fresh and clear. Fine for the small home border. *Sanford.*
- REMEMBRANCE (Hall): Did well in many gardens—fine color, good growth. Most outstanding. *Calif.*
- SONRISA (DeForest 1942): Good flaring form; strong stalk; but it fairly fades while one glances its way. *Sanford.*  
A beautiful pink blend that performs admirably here. *Rogers.*  
Soft coppery pink of very good form. One of the top ranking light blends, strong growth, stalks medium tall. *Calif.*
- SHISHALDIN (DeForest): A good blend of copper tones. Growth very good, stalk tall. *Calif.*
- TEA ROSE (Whiting): A nice pink blend and quite vigorous. *Rogers, Texas.*  
A strong growing variety at home in this climate, carrying many very lovely flowers of tea rose and buff blending. Very outstanding. *Calif.*

## RED

- ACTION FRONT (Cook, P., 1942): My choice of the copper reds; holds its bright color well in spite of sun; well formed with full wide falls, reliable and a good propagator. *Sanford.*  
A big fine red, with branching well placed. A good one. *Clevenger.*  
Reminded one a little of Lancaster in general form, but its color is a glowing copper red. *Calif.*
- CAPTAIN WELLS (P. Cook): A medium sized flower, of neat form, late bloom. Stalks were 42 inches, very well branched. *Calif.*
- CHIEF POKINGFIRE (DeForest): An iris with a new red color. It is very attractive. *Clevenger.*  
Of burning brick red, it held its own with others much taller. *Calif.*
- DISPLAY (Grant 1942): Browner than Action Front and tends to be duller rather than richer. However, it is smooth, well formed (the same full roundness) and a good grower. Rather late. *Sanford.*
- GARDEN FLAME (Sass, H., 1941): Plant hasn't done well, but I like the substance and texture of this flower very much. *Schirmer.*  
While only medium tall, its lovely color makes it a good red for California. *Calif.*
- GARDEN GLORY (Whiting 1943): Though it is neither tall nor large it is my favorite of all reds. The color is smooth, rich, persistent after two days

of sun. Form is truly finished. Late. *Sanford*.

Stalk 36 inches, but growth good, velvety finish and good form. *Calif.*

JASPER AGATE (Williams, Mrs. T. H.): Not new, but seemed smoother, richer and more glowing this year. Neither large nor tall; if Sonny Boy is an intermediate, this is a dwarf in the same color class. It is about 24 inches, and Sonny Boy about 36. *Dolman*.

Not too large in my garden but wonderful coloring. *Schirmer*.

This variety will be very popular when well known—the flowers are of medium height, and so is the height of stalk, but the flowers have a perfection of velvety finish that is a delight to the eye. *Calif.*

RANGER (Klein., 1943): Bloomed late, excellent growth and good stalks, fine flowers. A great iris. *Calif.*

ROTARY (Hall, D.): A very dark red with velvety falls, almost black, deep old gold beard. *Zink*.

ROUGE BOUQUET (Whiting 1941): A truly gorgeous large ruffled flower, definitely worth while in spite of short stems and rather weak growth. *Sanford*.

RUBIENT (Whiting 1942): One of the richest, smoothest, most finished flowers I have seen. Substance is superb. Stalks are strong. Vigorous and a good increaser. Very late. The only fault is a tendency of the standards to open slightly. *Sanford*.

STARLESS NIGHT (Sass, J., 1941): In appearance a very late intermediate. *Sanford*.

A rich dark iris, planted in shade it held up, but one felt the substance would not stand too much sun. *Calif.*

#### SHELL PINKS

CHERIE (Hall, D.): A large flower with pale pink standards and buff pink falls, very floriferous, good branching; very fine in 1946. *Zink*.

HIT PARADE (Hall, D.): One of the newer flamingo pinks with wide standards and flaring falls with tangerine beard on 36 inch stalks. *Zink*.

NEW HORIZON (Fay, 1946): A beautiful flower with peach pink standards and apricot pink falls on a tall stalk with good branching. Stands up well in the wind and rain. *Zink*.

LEILANI (Wash., 1943): Seen for the first time. Indeed a color break. Salmon in effect, the falls are faintly lined with soft heliotrope. Good branching, fair height. *Calif.*

PINK CAMEO (Fay '46): A light pink with more clear color than many of the lighter pinks, orange beard, good substance. *Zink*.

REVELLE (Tobie, 1945): Not new but to me it seems a slight improvement on Melitza in form, but not in color. *Dolman*.

SPINDRIFT (Loomis 1944): The pinkest of all. In a Dallas garden it was even a larger, deeper pink than heretofore seen. *Mrs. H. M. Muse*.

Near coral pink, deep reddish beard. A showy iris. Growing well. Flowers take the hot sun for several days without fading. *Calif.*

#### TAN, COPPER AND RED BLENDS

ALASTOR (Spender): Very nice with its orange beard, but I like Aubanel about as well. *Schirmer*.

ARAB CHIEF (Whiting 1944): Color similar to Nightingale, but brighter. It stands up better than most copper blends and is a definite addition to any garden. Late. *Sanford*.

Fine copper red, late bloom. *Calif.*

BATAAN (Kleinsorge, 1942): Huge with substance and unusual, exotic coloring. *Muse*.

BROWN THRASHER: This one is hard to beat. *Schirmer*.

BRYCE CANYON (Klein., 1944): Slightly disappointing to me. A large, smooth blend, wide at the haft, but a little amorphous, and duller than the color plate. I much prefer Cascade Splendor. *Dolman*.

One of the latest to bloom, it had none of the faults of weak stalk printed

- about it; it was straight and well branched and the color a brilliant terra cotta brown. A wonderful iris. *Calif.*
- CALDERILLA (DeForest): The flower is large, the color a terra cotta and violet mixture. The falls seemed a bit strappy, but on the whole it is a good variety. *Calif.*
- CASA MORENA (DeForest, 1943): Amazingly rich even coloring that does not fade to any extent. Substance withstands wind, sun and rain. Growth is vigorous, increase excellent. The only drawback—the falls are disproportionately long and rather too straight. *Sanford.*
- CHAMOIS (Klein., 1944): Excellent in form and substance, but to my eye dull in color. *Dolman.*  
A new iris of distinction and refinement and should be a must for those who like the soft shade that the name implies. *Muse.*
- COPPER RIVER (DeForest, 1945): A ruffled blend in the Prairie Sunset range of color, with an unusually heavy dusting of iridescent golden bronze. *Dolman.*  
Brilliant glistening tan, a very lovely flower. Not tall. *Calif.*
- GOLDEN RUSSET (Hall, D., 1946): A very large, pleasing flower, of good form. Lighter in color than the name suggests. The buds are more captivating than the flowers. *Dolman.*
- GRACE BULLARD (Sass, H. P., 1943): A very lovely pink yellow blend. I like it very much. *Clevenger.*
- GREEN SHADOWS (Sass, H. P., 1942): An aristocrat. A great improvement over such fine old iris as Jean Cayeux and Buckskin, being a smooth tan-brown blend with a hint of olive. Stalks strong, extremely well branched with three flowers open at once. Strong grower. Only fault—fades quite considerably. *Sanford.*
- HARVEST MOON (Whiting 1944): Substance is poor, color not quite enough. A poor competitor in a color crowded, quality short field. *Sanford.*
- JAVA SKY (Wareham, 1942): Much like Dubrovnik, though a little darker and richer. Not much form or substance. Bronzed Copper is much better in form, and I prefer Jewelite in color. *Dolman.*
- JEWELITE (Cassebeer, 1945): A contrasty blend on the order of Dubrovnik, but lighter. Form and substance could be better, but the mass effect is very pleasing, in all lights and from all angles. Floriferous. *Dolman.*
- MELLOWGLOW (Whiting, 1942): A charming iris with color and other attributes that are excellent. *Rogers, Texas.*  
Appeared in excellent form and height; rich coloring. Most outstanding. *Calif.*
- MELODIST (DeForest, 1946): A huge, glowing blend that might be described as a bigger, brighter Stardom. A little veined and coarse on close inspection. An iris for the far corner. *Dolman.*  
With closed standards and flaring falls, it has color that is rich and glowing. *Rogers, Texas.*
- MIOGEM (McKee, ): Described as fuchsia-colored, it is really a bicolor blend. The standards are soft old rose, flushed darker at the edges, with greenish midribs holding them tightly closed. The falls are brown at the haft, dark old rose around the edges, with bluish blaze at the center; ruffled and flaring. *Dolman.*
- NIGHTINGALE (Hall, 1942): Color is superb—bright and clean, near and far. Stalk is good, branching fair. Flowers fade but hold up and do not become ugly. Vigorous grower. *Sanford.*
- OLD PARCHMENT (Klein., 1939): Not attractive to me here either. It looks washed out. *Clevenger.*
- PRAIRIE SUNSET (Sass, H. P., 1939): While this iris has beautiful color and form, I think it has been much over-rated. It does not stand our intense sun. Wilts in no time. *Clevenger.*  
Seen on tall stalks with many normal flowers of glowing color would well merit its Dykes Medal, if always seen that way. *Calif.*

- RAJAH BROOKE** (Norton): A brilliant reddish brown, that fairly glows. Growth good, stalks not tall on one year plant, will do better, no doubt. *Calif.*
- RUSSET WINGS** (Wills, 1946): A large bright russet colored flower, which is attractive; good form and branching. *Zink.*
- STARDOM** (Hall, D., 1941): A mighty fine blend. *Clevenger.*
- STYLE** (Nichols, ): A blend of mustard, burnt orange, with a metallic spot of blue just below the beard. Very attractive. Fades so that effectiveness of blue spot is lost. Form is good. Stalks are weak. *Sanford.*
- SULTAN'S ROBE** (Salbach, 1945): Another of the new ruffled blends with tight standards and flaring falls. Dark crimson, with some veining and the popular blue blaze on the falls. *Dolman.*
- SUNSET SERENADE** (Sass, J., 1943): A lovely iris which shows its parentage. *Rogers.*  
The flower completely crumples after a warm day. Considered an improved Prairie Sunset; if size were the only consideration I would agree. *Sanford.*  
A golden apricot of very fine form, medium height and growth fair. A remarkably beautiful flower. *Calif.*
- TOBACCO ROAD** (Klein., 1942): A perfectly fine thing. It has everything. I like it very much. *Clevenger.*  
I still like this best in its color class. *Schirmer.*
- TREVA** (DeForest): With closed standards and spreading form, this large flower attracts attention as it performed here. *Rogers.*  
A most unusual, smooth, apricot-yellow blend. Not perfect in form, but distinctive in color and texture. *Dolman.*

#### VARIEGATAS, NEAR VARIEGATAS AND AMOENAS

- BERTHA GERSDORFF** (Sass): I like it. Substance thick. Have not seen fading to an unattractive extent. Form fair. The stalk seems to have a tendency to lean and flowers are badly bunched. *Sanford.*
- EXTRAVAGANZA** (Douglas, 1944): Extremely rich, in the Shah Jehan color-range, but without the pale edging on the falls. Not perfect in form, and not quite a true amoena, but the only thing in sight to challenge Wabash. *Dolman.*
- GYPSY** (Klein., 1942): A very rich, velvety bicolor, the standards orange, the falls soft, coppery crimson. *Dolman.*
- JACK O'LANTERN** (Graaf): An early and brilliant variegata, the opposite of temperamental, being vigorous and prolific in flower and increase. I would rather have it than any other variegata in spite of the open standards. Its low growth is an asset. *Sanford.*
- LOTHARIO** (Schreiner, 1942): A taller Amigo of good form; its growth was heavy. Color not quite as rich as Louise Blake, but a better grower. *Calif.*
- MEXICO** (Kleinsorge, 1943): Fine. Thick and durable in substance, bright and lasting in color. Stalk, strong; branching, good. The full oval falls are ideal, however, the light line through their center is a detriment. For size, should be a little taller. *Sanford.*  
A lovely blend of rich colors that performs well here. *Rogers.*
- PERSIAN PRINCE** (Sass, H.): I like this but like City of Lincoln better. *Schirmer.*
- ROYAL DIADEM** (Cassebeer): A rich, dark bi-color, more of a variegata than Extravaganza, having buff-yellow standards, but with something of the same richness. All of these velvety near-amoenas seem to have poorly shaped falls. *Dolman.*  
The very last flower to bloom. A lovely variegata, with closed standards and rich satiny falls with good form. *Rogers, Texas.*

#### YELLOW AND CREAM

- ARCTIC** (Klein., 1940): A beautiful iris, but it was more yellow than white in my garden. *Clevenger.*

- BERKELEY GOLD:** A top ranking yellow. Fine in all gardens here, has color, good form, tall well branched stalk, clean foliage. *Calif.*
- BUTTERCUP LANE:** Good color, but small and short stalks. *Schirmer.*
- DESERT SONG (Fay., 1946):** Seen on a one-year stalk this looks promising. It has the refined ruffling and flare of Snow Flurry in the creamy tones of Snoqualmie. *Dolman.*
- ELEGANS (Smith, K., 1943):** Was the most beautiful clump I saw this year, even though the foliage was somewhat tall. The blooms were also individually very fine. *Muse.*
- ELLA CALLIS:** Rich orange and yellow combination. Bloomed well. *Calif.*
- ETOILE D'OR (Douglas, 1943):** Seen on a one-year stalk so can only judge color, clean and rich; substance leather; form excellent. *Sanford.*
- FORT KNOX (Milliken):** Evidently is tender in this section, as we have had it three years, and it has failed to bloom so far. *Schirmer.*  
Easily the best clear lemon yellow in commerce. *Calif.*
- FRANCELLA (McKee, 1944):** An excellent, all-round, deep golden yellow, with no special mark of peculiarity. *Dolman.*
- GOLDBEATER (Klein., 1944):** A good, rich yellow, not strikingly unusual. At Roanoke it was inclined to sprawl and required staking. *Dolman.*
- GOLD MEDAL (Fay. 46):** Earliest clear yellow. Vigorous. Stalks tend to crook. *Sanford.*
- GOLDEN EAGLE (Hall, D., 1942):** Though its form does remind one of a spread eagle because of the too long flaring falls, this is a fine iris. The color is smooth and pure. Substance is good, though the long clinging withered blooms present an unattractive sight. Growth is excellent. *Sanford.*  
In Mr. Carl Schirmer's garden, and Mr. John Grinter's garden in Independence, were both very good, but in my own garden too much flower for the stalk. *Schirmer.*
- GOLDEN ENCHANTRESS:** Very nice yellow with its dark yellow standards and the lighter falls edged with darker yellow. *Schirmer.*
- GOLDEN SPIKE (Whiting, 1940):** A beautiful dark yellow here. I like it better than Spun Gold. It does not show purple flecking. *Clevenger.*  
I like it better than Golden Majesty and it is much more reliable in New England. *Sanford.*  
I like this coloring, but don't care for the way the standards cup. *Schirmer.*
- GRAYBARK (DeForest):** Another good unintroduced DeForest iris. It is quite gray with good form, substance and size. *Muse.*
- GREEN PASTURES (Heller):** Bloomed again this year in several gardens. Not quite so green as when shown indoors, but most outstanding. Its blue beard greatly enhances its beauty. *Calif.*
- HIA MIJA (Taylor, 1919):** From California comes this beautiful yellow iris, large and perfectly formed blooms on tall strong stalks, and perfectly hardy. This won the blue ribbon in the yellow class in Cincinnati this season. *Ohio.*
- HILLS OF GOLD (Lothrop, 1946):** From California, deserves a high place in the realm of yellows. It has a lovely rounded form of clear golden yellow—Mrs. Lothrop has given us a charmer. *Ohio.*
- ILLINOIS (Hall, D.):** 6" x 6" cream and yellow flowers of excellent form on 45" strong stalk, deep yellow beard. The clump in the "back 40" was very attractive. *Zink.*  
A new cream with 6 x 6 flower with a yellow line down center of fall on a 45 inch three-way branched stalk and a good grower. *Bunaux Chicago.*
- ILLINOIS SUNSHINE (Faught, 1946):** A huge, bright yellow, with a creamy white blaze at the center of the fall. A trifle droopy in form, but tall and well branched. *Dolman.*  
Color rich golden yellow, fine form, good growth. A good iris. *Calif.*
- INVICTUS (Hall, 1941):** Large, too large. Color gives dirty appearance. *Sanford.*

JASMINE (Grant): A very smooth golden yellow, tall, well branched. A fine iris. *Zink*.

KLONDIKE GOLD. Still close to tops in the yellows. *Schirmer*.

KATY (Smith, K., 1945): A lovely pale cream-yellow self of fairly large size. It has slightly open domed standards with only fair substance, branching and height. It is a matchless increaser and on a one-year plant was among the first to open and among the last to close. *Muse*.

LADY MOHE (Salb., 1945): Is more than a lady. She is regal, in color and in bearing; is tall and delicate. She is made in subtle shades, with heavily veined falls shading to a dusty lemon tone at the edge, and with standards varying from faintly tinted lavender to an equally pale tan-pink, depending upon the garden in which she is reigning. Her color is deeper and most intriguing in her opening blossoms and her fine substance gives her long life. *Muse*.

Fine everywhere in California. A flower for the iris specialist. *Calif*.

MISTY GOLD (Schreiner): Seen for the first time, it looked like a paler Golden Fleece of better form and habit. I hope it will prove less disappointing. *Dolman*.

One of the season's great surprises. Cool yellow and white, many fine flowers on tall stalks. Good growth. Fine in every way. *Calif*.

OLA KALA (Sass, J.): Performed well, flowers medium size, glowing orange yellow. Best of its color. *Calif*.

ORANGEMAN (Waters, Don, 1946): Is a richly lovely flower. A huge orange self—tall and beautifully branched, the deep chrome beard emphasizes the rich color value of this flower. *Ohio*.

PRINCE OF ORANGE: Wonderful coloring, form of flower could be better. *Schirmer*.

ROCKET (Whiting, 1945): The largest, smoothest and most brilliant of the Naranja type orange yellows. Intense coloring. *Dolman*.

SPUN GOLD (Glutzbeck): A good iris—but not so good as Ming Yellow to my thinking. It showed purple flecking. *Clevenger*.

A surprise in Mrs. Pattison's garden. Three tall, well branched stalks, six extra rhizomes on a one year plant. Color rich and clear. I never saw it like that before. *Calif*.

SUNNY RUFFLES (Waters, Don, 1945): A small but pretty yellow iris, light in center of falls. *Clevenger*.

VISION FUGITIVE (Wareham): Huge, tall, branched, glaring bold, commanding. *Rogers*.

WADI ZEM ZEM: Creamy yellow, with very large flowers and tall stalks. A fine spuria. *Calif*.

YELLOW COMET (Smith, K. D.): An early blooming deep yellow self with falls that do not flare. *Rogers*.

YELLOW JEWEL (Smith, K.): Was a nice one. *Schirmer*.

## VIOLET AND PURPLE

BLACK FOREST (Schreiner, 1945): It's nearly black as claimed for it; lustrous, silky blue black. The most outstanding iris of its color class. Growth fair as I saw it. A real addition. *Calif*.

BRIGHT MELODY (Snyder, 1942): Similar to Creole Belle, but more on the red side. Bright only against the sun. *Dolman*.

DEEP NIGHT (Corey): A fine mulberry purple with good form on well branched stalk. *Zink*.

DESTINY (Burgess, 1934): Still one of the best dark iris. *Clevenger*.

INDIANA NIGHT (Cook, 1942): Seen in bloom at last, it is very rich, slightly darker and more velvety than Sable; no larger, but perhaps a bit taller and better branched. Not revolutionary, but very good. *Dolman*.

Rich, glowing color, its growth is slow and it may not do well here. *Calif*.

LORD DONGAN (Smith, K., 1940): Is an eye-taker, with color, form, substance and height. It is beautifully finished with crepe standards of near-mulberry and dark fuschia velvet falls. *Muse*.

MASTER CHARLES (Williamson): A wonderfully rich purple flower with very good form; its sheen gives it life in the garden. *Zink*.

A smooth, refined, crimson purple, with a bluish undertone and coppery crimson hafts. Possibly a trifle small for the height of the stalk, but very rich and finished. *Dolman*.

It is a pleasure to comment on an iris which is a true improvement and not one merely vying for the title "Color break—new blend." The rich purple is smooth and enduring. Stalk and branching are superb. Growth and increase commendable. Top notch. *Sanford*.

Another medium sized iris, but a joy to see. Rich color, silky sheen. *Calif*.

SABLE (Cook, P., 1938): This iris surely does the job. A lovely dark purple. *Clevenger*.

Still the best in color class; someday we may get a better stalk. *Sanford*. Still very nice but I think Storm King is far darker, grows taller, and of better substance. *Schirmer*.

THE PURPLE HEART (Tobie, ): Disappointing. Rich and deep, but not smooth in color; poor in form and substance. *Dolman*.

## WHITES

ALBA SUPERBA: Seen for the first time, it struck me that it was well named. *Calif*.

Two fine stalks each measuring 51 inches carried many fine flowers of good substance.

FROSTY MOON (Maxwell): One of Maxwell's introductions and a mighty fine white with just a suggestion of lavender, has a light yellow haft. A splendid grower here. *Clevenger*.

Pure white with lavender cast, brilliant orange beard; exquisite. *Calif*.

KATHERINE FAY: An exquisite white, cool and starchy looking. Holds up well. *Calif*.

MT. BLANC (Grant): A heavy-substanced white, too ironed-out for my taste, with none of the style and charm of New Snow or Lady Boscawen. *Dolman*.

MOUNT HERMON (Lowry, 1945): A good flower on the blue white side. Short on one year plant. *Calif*.

NEW SNOW (Fay): A large fine white, frilled and waved so it takes the weather like a mariner. *Zink*.

Fine white with  $5\frac{1}{2}$  x 6 ruffled flowers on a 39 inch stalk with three-way branching and a strong plant. *Buncaux*.

PRISCILLA (Whiting): The whitest white I have seen, but could be larger; however, I like it very much. *Schirmer*.

SNOW CARNIVAL (Graves, 1942): Huge and well formed but somehow coarse. Not so white in effect as many. Vigorous in growth and increase. A much improved Gudrun. *Sanford*.

In fine form, huge white flowers, softly frilled, well distributed on very tall stalks, easily one of the best whites. *Calif*.

SNOW FLURRY (Rees, ): This iris was disappointing to me. It was small and was not attractive. *Clevenger*.

I like this very much, but wish I could get rid of the blue in it. *Schirmer*.

SNOW VELVET (Sass, H., 1942): Has the best substance of any white, among the best of any iris. Withstands rain, wind and sun. In spite of gold at throat is very white in effect. Form could be improved as hafts are narrow. Vigorous. *Sanford*.

WHITE WEDGEWOOD (Grant): Soft porcelain bluish white, with blue beard, this iris was most outstanding. Growth and habits good. Stalks medium tall. *Calif*.



## IN THE GARDEN

From Miriam E. Corey, Reading, Mass.

Of course the clematis I use is not, as far as I know, commercially available. Its great value is the early blooming habit, usually by the 30th of May, and the fact that it seems to be a better grower and more lusty than many. I understand at one time there were a great many more named varieties of large flowered clematis listed, but later quarantine laws stopped their importation. This one is probably one of those, as it was found growing by a deserted house originally and developed from a small piece taken from that. Mr. Anderson, who found it, eventually gave Breck the opportunity to develop it and they planned to grow a large number of plants and list it. However, that was many years ago and they never did anything about it as far as I know.

Anyone who will buy a packet of good aquilegia seed and grow them will have a wealth of lovely colors for combination with the irises. This year I had a very lovely, soft red-purple one with just a brushing of white on the inside edges of the petals. Growing behind the onco-bred Present, it was charming. Here the clumps of columbines last three, sometimes four, years and become quite large. Expect if I divided them in the spring I could keep some of them going longer, but as my weeding frequently gets much neglected, I find plenty of seedlings popping up, and I like to try new sorts. The old fashioned, short spurred sorts grow like weeds and I have to keep thinning them out.

*Dictamnus Fraxinella* has always been a favorite of my husband's. Mrs. Hires once remarked to me that the "pink" one was nice with certain red-purple iris. I couldn't find one I really liked with them until I had a seedling that was just right. Frequently seedlings will fill in a color plan this way. The white is always lovely. While the seed pods are very ornamental, they do cause a skin irritation to many people and I have never seen that mentioned in catalogs. A tenant of ours once pulled out a lovely border because they left "burns" on her skin.

I'll list some pleasing combinations:

Sunny Ruffles, Great Lakes and yellow columbine.

Gypsy Maid (Gage), Painted Desert (Milliken) and Atrous with a yellow columbine that has rose spurs.

Sunny Ruffles (this is a grand grower and fits in many combinations), Rosario, a pale pink lupin and pink peony buds in light shade.

Spun Gold with a rose and yellow columbine, Pretty Penny (De Forest) and Stardom.

Missouri Night, Eclador and the old fashioned purple columbine. Gatineau with poppy Helen Elizabeth.

Wabash, purple lupin, an asparagus pluming behind and clove pinks in front.

City of Lincoln with peony M. Martin Cahuzac.

On the west of an apple tree a clump of Flora Zenor with a pale pink poppy (no blotch) and a sky blue delphinium (single) was very lovely especially in early evening. This was a chance planting and Flora was a shade deeper than the poppy.

Mrs. Lowry has an iris named Syringa, a real lilac self, ruffled and very graceful; a fine doer. It is charming for many combinations; in front of the rugosas rose, Agnes or Harrison's Yellow, also with pale yellow iris or with Prince of Orange. I hope it will be introduced. I sent a root to Mrs. Stuetzel last year and it made a "hit" out there. Mrs. Pattison thought it a "break" in color. Anyway, it is a fine iris and one we can use.

Ellen, Mr. Smith's pale blue, was nice beside Chantilly and I am sure some columbines would add to this pastel combination, creams and pinks.

A purple lupin that had a touch of cerise pink in the center with Sir Michael behind a lower growing seedling (Rosefrill) which is a ruffled bright orchid rose, was good.

I hope some of these may prove helpful. The lupins I use are just the ordinary ones, not Russell hybrids.

"Deep Velvet, Ming Yellow and Old Parchment."


"Crystal Beauty, Oriental Poppy May Sadler against pink."—*Mrs. L. J. Scritchfield.*

"Great Lakes, The Admiral with Claribel as seen in the Sass garden."—*Mrs. E. A. Parker.*

#### A VERTICAL ARRANGEMENT



*Material: Iris leaves, plaitain leaves and a seedling iris somewhat along the color lines of Frank Drake, the smaller. Container: A greenish creamy container, the color of the flowers. Made by Mrs. G. C. Steedman.*



### Notes made in Mrs. Blake's Garden by L. H. Beck of Tenn.

“Creamy Kalinga against a background of greenery and before a charming little yellow rose.” “The tangerine rose, *Flora Dora*, would be lovely with it.”

“Black Sable next red Ranger and next to an orange *Naranja*.”

“Three immense clumps that were extremely lovely in their setting of lawn—*Bandmaster*, a blush blue, *Pot of Gold*, the most intense yellow imaginable, and *Lake George*, a pure azure blue.”

“The long drifted mass of *Frieda Mohr* along a winding semi-shaded walk—a thrill.”

“The Garden of the *Plicatas*. There are many that turn up their noses at *plicatas* but if they could see this array they would change their minds. Forget all you ever heard about the old style Los Angeles or San Francisco or the grandmother of them all the little fragrant *Mme. Chereau*, and visualize an entirely different class of flowers, immense on four to five foot stems in every shade of the rainbow. Icy blue standards with faintly striped falls; creams etched dark brown, shell pinks with rose striping, flaming reds feathered and stitched. There was no more lovely an array anywhere in the garden.” “*Blue Shimmer* is only enough on the *plicata* side to keep it from being a frosty blue.” “From a distance I thought *Firecracker* was an *amaryllis*, the red kind with the white stripe. I would not call it pretty but—you have to go back and look at it again.”

### SPECIES NOTES

**Louisiana Seedlings.** “Really my bloom was not as fine this spring as last, so perhaps you will hit it just right next year. Also, I will have promising crosses to bloom . . . God willing. When I began growing our irises twenty-five years ago, and for several succeeding years, I said I was not going to hybridize. I was quite content with what the bees had accomplished. But sooner or later we all get ensnared and start meddling with God's business. I had one this year (*Cajan* × *New Orleans*) that made *Ike Nelson* jump a log, literally. And, as he is usually quite reserved, I thought that was somep'n.

I have a seedling white—an uncontrolled seedling of several years back—which tops all the whites so far. I have named it *June Clouds*, for it has that ethereal look of the first summer clouds.

With me, whites come first, blues next. No one seems to pay any attention to our blues, and I have some that are not of this earth. And they range in size all the way up to seven inches.”—*Caroline Dorman*.



#### *A SHREVEPORT LA. ARRANGEMENT*

*President Pilkington iris with own foliage. Design: Here the design is not so adequate. The silhouette is a little heavy at the top. Here if there had been buds at the top and smaller flowers in middle of the composition, placing the large blooms at the bottom, the effect would have been more pleasing. When the iris leaves are placed so that they are the tallest material in the arrangement, the result is usually better. However the arrangement is not too large for the metal container. If the beginner will try this suggestion and let at least two or three inches of the leaves be above the first bud and so place the blooms that good structural lines result, one will come nearer having a good composition.*

*Try smaller iris in this container.*

**William Mohr.** Out in Wichita Mr. John J. Ohl has several hundred plants of it which he is using for breeding and it interested me to note that he has what seem to be *two very distinct stocks* of it. One of the stocks he has propagated in his own garden from plants that he got, if I remember correctly, in California. The other stock came from a grower near Boulder, Colorado. Both have been grown side by side in his garden and have formed nice two-year clumps. But the Colorado stock is much more vigorous with bloom stalks that average at least six inches taller than the other. I think it would be most interesting if someone could make a study or an investigation into the cause of what seems to be a strengthening of the original stock, and I have been wondering if, as Mr. Ohl seems to think, it was done by annual division of clumps. The difference seems to be permanent, and is readily seen not only in the bloom stalks but also in the size of the plants. The bloom is identical in every respect, except that the stalks on the more vigorous ones tend to branch a little. There are differences in William Mohr blooms too. In my own garden I have found it very difficult to pollinize the bloom because the stigma is very thin and lies very close to the claw. All the blooms I saw in Wichita were easy to pollinize.—  
*David R. Kinnish, O.S.B.*

**From E. Horne Craigie, Toronto.**

*Arenaria, cristata, delavayi*, hung on for a few years and died out without ever having bloomed. *Ensata, forestii*, (Two clumps tried in four spots languished and died, but one other clump has flourished.) *Foliosa, graminea, hookeri* (Grown from seed. Two plants have died out but two remain, though not very vigorous.) *Lacustris, reichenbachii* bloomed poorly the first season, came up weakly the next, then vanished. *Reticulata*, gave two blooms from a dozen bulbs the first season and never appeared again. *Ochroleuca, pseudacorus, setosa canadensis* did well for some years then died, but new stock from seed collected wild in 1944 is coming on. *Shrevii alba, sibirica* type species. *Versicolor Tectorum*, requires thorough winter protection.

Strains of *pallida* and *pseudacorus* with variegated foliage are grown, also several hybrids of *chrysographes* × *forestii* and one of *chrysographes* × *delavayi*, grown from seed, do well. Various spuria hybrids flourish.

**From Mrs. Stiver, Cape Girardeau, Mo.** In answering questionnaire #3 I find it necessary to write a word of explanation. I am particularly fond of all iris of the Mohr strain. I grow Wm. Mohr, Grace Mohr, Mohrson, Ormohr, Elmohr, Some Love, Toussaint L'overture, Capitola and Soquel. All grow nicely with the exception of Wm. Mohr, and I have to replace it after about two blooming seasons. Pogo-cyclus grow nicely; Dilkash, Grey Cloud, Carmelo, Morena, Bellorio. Onco-Hybrids—kept them over one season, all died after that: Charon, Flora, *Hoogiana*, *Susiana*, Luna.

It took me several years, and I bought many times before I could establish *cristata*. I believe I can keep the little colony I have growing now. The white variety would not grow at all. I've bought *tuberosa*, *graminea*, *tricuspis*, *verna*, *gracilipes*, *milesii*, *paltec*, *prismatica*—they promptly died. *Tectorum* established itself readily and multiplies. I grow the following with success: Rose Queen, *Shrevei alba*, *versicolor*, *caroliniana*, *kermesiana*, A. H. Nichols, Cacique, Dorothea K. Williamson, *chrysophoenicia*, *hyacinthiana*, *pseudacorus immaculata*, *pseudacorus variegata*, *pseudacorus* Giant (an immense plant but it has never bloomed).

The Dutch, Spanish and English iris I plant nearly every fall. A few bulbs will live over, but 90% of them die. I have tried them in every spot, but they evidently do not like our climate. I have a small clump of *reticulata*, two years old, but generally they die after the first blooming.

I believe this is a good climate for the bearded types. We are in a limestone region and our summers are hot and dry. The Japs, Siberians and Spurias also do beautifully here. I've never lost a plant of this kind.

**From H. W. Rockwell:** I have a fall planted "The First Lady," a medium size W 9 M, a pure white penciled with rose red, three ancestors being W2, that I hope to use with white and plicata. Then I will probably use the Regelias on themselves and practically everything else in the garden. Then I may try a few white-blue. Also anything of a plicata nature as I very definitely like the lining, penciling or peppering scheme. The regelias were 1945 fall planted and are looking fine now and I am hoping that they bloom well and I am able to keep them. If they do succeed it should be of some value to you. With good bloom and if I am able to preserve pollen long enough I shall use it largely with white and plicata and on

themselves. At least Gudrun should be early enough with me; anyhow this is more or less what I hope for.

With reference to species, I grow the following: *Amas*, *spuria*, *mesopotamica*, *Louisiana*, *sibirica*, *wattii*, *kaemperi*, *korolkowi*, *stolonifera*, *vaga*, *hoogiana*, *susiana* hybrid, several other hybrids of latter type. Several of these are in one or two clumps only. All of the above are growing now.

## OUR MEMBERS WRITE

**"IB Intermediate Bearded Section.** Hybrids between Dwarf Bearded varieties mentioned above and Tall Bearded varieties mentioned below, as well as some miscellaneous varieties which are usually classed with them. Bearded irises from 18 to 28 inches in height inclusive." The foregoing quotation is from the Alphabetical Iris Check List, 1939, page seven, under the general heading of "Classification and Abbreviation."

The intent of the first part of this definition is perfectly clear. Its meaning is obvious. Intermediates have always been hybrids of Dwarf Bearded and Tall Bearded irises—truly intermediate between their parents in size, height and SEASON OF BLOOM. Even the "Miscellaneous Varieties" part of the definition is understandable. Certain collected or old garden varieties such as Kochii, Florentina Germanica and Albicans—often referred to as species but recently shown to be hybrids because of their chromosome count—were classed as Intermediates for their blooming time is between the early dwarfs and the later blooming tall bearded sorts.

Certainly there is no quarrel with the above, but the last sentence of the definition which reads "Bearded irises from 18 to 28 inches inclusive" reduces the foregoing to an absurdity. It says "Bearded irises" and fails to mention "hybrids," thereby making the Intermediate Section a catch-all for everything that does not belong somewhere else. Some of the results are interesting.

The European species, *I. variegata*, is certainly no hybrid for it is designated as a species. I have it in my garden from two sources. First, from Paul Cook who grew the plants from seed obtained in Switzerland; second, from Dr. Randolph, being a plant originally from Kew Gardens. Both plants are typical in their slight variation but never grow more than 14 inches tall. Yet in the Check List it is described as IB-M-Y3M.



*I. imbricata* is an interesting species with greenish-white-yellow flowers. I have only seen this variety in bloom one time, but it was about twenty-two inches tall having a nice stalk with three way branching. In the Check List it is listed as a dwarf bearded. If we are going to be at all consistent about this thing, *imbricata* would have to be classed as an intermediate even though it is a species blooming very late—almost at the end of the tall bearded season.

If we stick to a classification based upon height we are sure to run into trouble. Height in an iris is a functional quality depending upon a variety of conditions. Soil most certainly is important. Weather conditions will certainly cause a variance in height and I suspect that geography has something to do with it. The streets of Nashville present a lovely sight in late March and early April for they are lined with great plantings of *I. germanica*. It grows like a weed here and its blue-purple is most effective en masse. But the point is that it varies greatly in height over the city. It would be no trick at all to gather stalks from 15 to 36 inches in height on the same day—each stalk representing the average height of the particular bed from which it came.

Gudrun normally grows from 24 to 28 in. in height in Nashville. Yet in 1941, the year of the Annual Meeting here, this writer exhibited (with the aid of a liberal dose of cow manure and a busy hose pipe) a well branched stalk 42 inches in height. I mention these cases to show that height cannot be relied upon for an important consideration. I have no doubt but that *I. variegata* grows taller in many places than it does in Tennessee and also that the *imbricata* specimen described by Lindley was shorter than it normally grows for us.

Oftentimes from a cross of two tall bearded varieties there appear seedlings which are much smaller and shorter than the majority. They bloom during the regular tall bearded season and are probably throw-backs to *I. variegata* which was the smallest and the shortest of the widely used species in the background of our modern iris. Essentially these are no different from their larger brothers and sisters. They are just runts. But in the Check List they are given the same classification as an F<sub>1</sub> hybrid of a dwarf and a tall bearded iris. From the standpoint of the hybridizer or the botanist this is an absurd situation.

Genetically there is no similarity between the runt from the

cross of two tall bearded varieties and the hybrid of two divergent chromosomal types. In all probability the runt will have a normal complement of 24 or 48 chromosomes if this was the count of the parents. The seedling of a dwarf having 40 chromosomes and a tall bearded having 48 chromosomes will usually be a true hybrid with a count of 44 chromosomes, I am told. These are the true INTERMEDIATE irises.

In the 1946 list of irises eligible for the Award of Merit were several irises classed as Intermediates. Priscilla was one, also Louise Blake, Bonnie Lass and Joy. Now these irises are lovely border irises. They make fine clumps and are worthy of being grown in anyone's garden. But they are still runts and have no botanical or genetic relationship to the true INTERMEDIATES which deserve an entity all their own.

While emphasis has been placed upon the fact that true intermediates are hybrids which may be proven by their chromosome counts, their season of bloom is the important thing. They bloom intermediate between the dwarfs and the tall bearded. The height of the plant is purely an artificial basis and should not be used as the criterion of classification. The term Border Iris is a pleasant one, and might be used for the later blooming iris of small size and stature.—*Geddes Douglas*.

**From Wm. F. Cahoon, Ala.** "Billet Doux—In my garden it was especially outstanding among the tall and noted varieties with its carriage correct and its poise erect, a miniature Great Lakes with flowers a little more on the gray side than the blue. It is improperly classed as an Intermediate but let it be classed as it may it is still a little gem and makes up for its size in perfection and performance, if anything better here than in Nashville. Really I think that we should introduce a new class for these late bloomers and Table Iris is an excellent name."

**From Mrs. Leo F. Reynolds, Tenn.** "I gather that you like blues as much as I do and I loved your little Billet Doux as well as the glorious Helen McGregor. I also noted Reliance, Pensive, Lights On, Orange Glow, Remembrance, Barbara Adams, Douglas 43-25, and Mountain Sky.

"Amandine is lovely and I never saw anything lovelier than the way Pink Ruffles was used high on the bank. It is beautiful for landscape work."

**From Mrs. Byron Fly, Sr., Joplin, Mo.** "I have been growing iris in a small back yard and I guess my hybridizing is of the bumble bee variety until very recently but I had the pleasure of seeing them unfold knowing that there were no others like them. I had a very clear blue with a tangerine beard that created quite a lot of comment but out it went as not too good."

**SPECIES WANTED.** H. M. McLeod, Jr., of Sheffield, Ala., is attempting to build a collection of Pogon species, things usually so ugly that few growers can afford to list them and yet many a breeder may still have an odd plant available.

**Plant Buyer's Index.** E. I. Farrington, Sec'y of the Mass. Horticultural Society, Boston, Mass., writes that a new revision will soon be issued. Mr. Kinnish, however, cannot expect to find the latest irises or other special flowers included tho he may find sources of rare species.

**The View Master,** made by Sawyer's, Portland, Ore., takes the place of the old-fashioned stereoscope and the 7 full color kodachromes on each disk or reel show up enlarged and with great depth. If some arrangement could be made to release reels of new varieties annually it would bring pleasure to many a home, and should be excellent publicity for the breeders or growers thus represented." I regret that the contributor's name was mislaid.—*R. S. S.*

**REGION 6 Questionnaire.** Back in late 1945 Mrs. Silas B. Waters sent out a questionnaire to all members in Ohio, Indiana, and Michigan and it is from the last two states that I compile the following notes. There are some twenty-five answers to the seventeen questions, many of the latter paralleling the recent Scientific questionnaire as to number of varieties, special interests, suggestions, etc.

*Varieties that are poor do-ers or seem tender.* As a number of members brought out "I may have been careless," "My garden is too wet," etc., or just refrained from such deleterious reports, I really hesitated in printing such a list based on so few reports and knowing how many an accident can happen to a recent expensive purchase. It is interesting to note that native sons as well as those from outlying states do fail at times. The numbers refer to the number of reports. Shining Waters (6); San Francisco, Happy Days, Old Parchment (3); Melitza, China Maid, Matterhorn, Easter Morn, Purissima, Gloriole, Sungold, Edw. Lapham, Gudrun (2); and among the many with one black ball only, are believe it or not,

Great Lakes, Wabash, Ethiop Queen, Los Angeles, W. R. Dykes, Marquita, Mary Geddes, Rameses, Wabash, Sable, and Dorothea K. Williamson. The last has hung on in my New England garden in semi-shade and no cultivation for twenty years so you can guess how much confidence I have in a single report of trouble.

*Winter Covering.* Most approve of it but do not bother, others use straw, corn stalks, excelsior, etc.

*Planting Time.* After flowering "when memories are fresh" has a bit the lead but Nov. (plus covering) brings few failures.

*Value of Ratings in purchasing.* The Symposium (Mr. Smith's), Awards, Ratings, each have adherents while others "give no thought," "trust reliable dealers," "never buy sight unseen." As might be expected, individuals build up a reputation as judges and the number of judges reporting on a variety looms as important.

*Suggestions* (I omit the ever-present wish for Trial Garden and the often rather personal gripes at the Society being quite sure they still like us well enough to stay in).

"More about Dwarfs and Intermediates." AND would we appreciate such contributions?

"More comparisons of varieties." AND the contributors of comments should heed.

"Rating PLUS year it was given" AND Mr. McCormick the right might find it most surprising if the catalogs included 1928 Symposium figures as well as 1945 as few varieties would retain their place as well as one like Los Angeles.

"Rate a few costing less than \$10.00." I think Mr. Swanson has something there but it is no joke to be a judge and the number of the latest is pretty exhausting. Unfortunately a rating must be based on reports.

I am sure any editor would be glad to publish Mr. Ashley's compilation of A.M.s to date and in fact Mr. Gage contributed that up to 1943 in one of the Bulletins. As you may have noticed the Bulletin rarely has enough copy, its editors enough time.

"Visits, Shows, trading — all help to develop interest." *Mrs. Retty.*

"Biographies of Officers." This was tried back in 1934-35 somewhere, *Mr. Reinhardt*, and is right in line with most popular magazines. Perhaps our officers are less glamorous than the usual author or possibly no one quite wants to do it. The professional touch is

needed and just isn't around which brings me to two completely surprising expressions of opinion. First, that the officers are gentlemen of leisure ambling about in white gloves and making an occasional cross and dictating the record to a pretty secretary. At the moment the majority of them are breeders and usually doing their own digging, shipping, borer hunting or other tasks with their own far from clean hands. They may look showy at an Annual meeting but all too many have been caught at work by these candid camera fiends as well as by the majority of their garden visitors.

Which reminds me that someone wishes to go back to "Gardens Open to Members" and it may be possible to get that in the new List. It WOULD be if some member volunteered to handle it.

My other surprise was "*Secrets of Hybridizing.*" Even the scandals revealed in the perusal of family trees and other crossing records are far from secret and Elsa remains in good repute despite her associations. There just isn't any secret. Even a Paul Cook who is probably the most patient in line breeding will probably confess that it is a bit of a hunch as well as judgment that leads him to cross this particular seedling out of one pod rather than another. Early breeders rarely kept records but by 1920 Miss Sturtevant, Mr. Bliss, and Mr. Mohr were swapping all the records and guesses there were. Mr. Williamson made no secret of the fact that he used Lent A. Williamson pollen with a whitewash brush. I have met a few beginning breeders who were a bit selfish with the pollen of this or that but, with experience it is the rare breeder that hoards either pollen, new seedlings, or information. The wide distribution of Tangerine bearded seedlings under number, and I saw them from eight or ten different sources this spring, is evidence both of generosity and of lack of secrecy. At that any one of them MAY give rise to what they are all looking for (as far as knowledge of genetics goes at least).

The Iris Society (thanks to the contributions of the breeders) has probably published more information on genetics, family trees, chromosome counts, sterility studies than will be found outside of the scientific journals. The Iris does not lend itself to studies that require a vast population but it has been fortunate in attracting breeders with some scientific interest. I suspect we rather look down upon the introducers of varieties of unknown parentage. And so end my thoughts on that excellent questionnaire sent out in Region 6 by Mrs. Waters.

**Publicity for Numbered Seedlings.** In the inner circle my objections to any publicity whatever for numbered seedlings is most out of favor. I did my best to eliminate and segregate seedlings in the last Bulletin and there has been practically no comment from the members. *First*, numbers except in a stud book and recorded in one garden become more and more subject to typographical error every time that others use them. *Second*, we are all interested in the fact that a whole group of people have a gorgeous batch of yellow seedlings tho I should have said "pink buds" to be up to date. We take it for granted that the best will be set aside for further trial, that a good handful (possibly including the best) will be sent out as guest irises for trial. They are seen at home the first year, abroad the second, the snowball of publicity has started BUT it is not easy to stop AND the new crop of better, improved seedlings are on their way,—almost before the first lot have had time to enjoy their position as guests. There were about 25 "pink buds" named by 1946. I certainly saw 25 similar guests not to mention the home folks and I have read comments on at least another 25. Just do a little checking on whites, or yellows, or pink buds in this bulletin alone and STILL UNDER NUMBER and see what the publicity is worth. As the "inner circle" cannot seem to reduce its opinion to a printable form I will let Mr. George Zink express some of their arguments.

"My argument in favor of notes on numbered seedlings is based on the inability to get into print in time for the purchaser to use its information as to new introductions. Very few have the opportunity to see many of the new things. Particularly those who are hybridizing desire to keep abreast of the latest developments. A few hybridizers of national fame get the advantage of interchange thru guest iris and thus keep up to date. Other hybridizers must depend on accurate (?) descriptions received thru the Bulletin.

"If they have to wait until the iris is named they will always be more or less behind. Those who name iris should also give the seedling numbers as many now do and this data should appear in the Bulletin."

AS Mr. Douglas noted "Ha! Ha!" when he read the above I seem to be out voted but I certainly wish Mr. Zink had to read a few galley and page proofs first for this part of the bulletin and then for the list of Registrations and then for a Check List and,

seriously I do not see where Mr. Zink gains by reading about a lot of numbers for a year or two rather than reading a registered name and putting in an order when it is introduced. All the publicity in the world to the *trend* in any garden but let the introducer assume full responsibility for name and introduction on his own judgment. After all guests can be a burden as an uninvited dozen or two not to mention the bread and butter letters required in addition.

Guest iris are a necessity in the carrying out of the Amoena Breeding Program but they should not be a necessity as a prelude to introduction. Even in the early 20s Miss Sturtevant might have a hundred guests, each of which required special judging and report in the next two or three years.

In the first two weeks since No. 102 reached the members 50 guests are headed for the 1948 **Trial** in Nashville and growers have casually mentioned perhaps 70 others that are arriving but are not eligible.

**From E. A. Zickler, Indianapolis, Ind.** This antedates the Nashville offer but may offer suggestions to other regions. It is planned for a Regional Trial.

1. Not more than 3 seedlings a year and to be shipped at a specified date.
2. To be grown for two flowering seasons, then returned—collect.
3. Entry fee is possible but paid in advance.
4. Awards for the best in each color class each year.
5. Voting only by Regional members and no entries from other regions.
6. Annual Meetings in the vicinity.

“I hope to see the day when all regions have their Trial Gardens.”

**Marker.** He also suggests an inexpensive, home made marker. “A small iron rod two feet long and a block of wood 1 x 2 x 6 inches. This has a hole drilled at an angle (or bend the rod) to make it set at a 45 degree angle. Both rod and block are painted white and the half inch letters stenciled on in black.”

**Science Plus.** Mr. Evans wishes projects in chemistry—“hormones, indolebutric, alphanaphaleneacetic, colchicine, apiol, allantoin, thiourea injection; in color—Are Iris xanthic, cyanic, or both?; photoperiodism.”

Frankly I am stumped even as to the spelling except that Mr. Shull reported sometime back as to the last. I think it was the



*Photo by Courtesy of Lowell Sun  
Guy Rogers, Mrs. Nesmith, Junius Fishburn, Mrs. Otto Steutzel, Dr. Franklin  
Cook, Mrs. Silas B. Waters, Wm. J. McKee.*

Boyce-Thompson Institute that experimented with shortened periods of daylight. Chrysanthemums were brought into bloom in early July but the incomplete reports on Iris indicated no effect. Of course, the first blooms on wood of the current season whereas the iris forms its buds underground the previous year and normally blooms before the days have reached their full length. That was my first reading of that mouthful of a word at that.

I must apologize to Mrs. Waters for using the names of contributors (when available) as taken from her questionnaire and I trust that they will approve of such use. This department of the bulletin would have missed these contributions and we rarely publish even anonymous Varietal Comments with intention. We are akin in interest.

**From Mrs. W. H. Van Cleve, Nebraska.** "I experienced the pleasure of meeting Henry and Hans Sass who are carrying on at their Maple Road Gardens west of Omaha. To tour their magnificent gardens and visit with them is to know that their father's work is left in very capable hands. We saw there beautiful Salmonette, her delicate colors blushing in the sunlight, and a new dark iris glistening like a black bird's breast after a refreshing bath. In Mr. Phil-



lips' garden in Omaha, Alba Superba and Moonlight Madonna were at their best."

**From Mary Tharp, Payette, Idaho.** "Thanks for the swell article on amoenas. I almost slept with it. When I get the amoenas licked I am going to try for plicatas with beards to match their stitching. Wouldn't that be something? I crossed Fluted Arrow with Spindrift with that in view."

**From Robert Allen, New York.** "Spent a couple of days with the Chicago group and was really astounded at Mr. Hall's progress in pinks. Improvements on Spindrift, Reveille, and Melitza went on the trash heap. This year's crosses should be even better tho I doubt if he gets a W7L, a baby ribbon pink. Skyward, Cock Robin II, and Total Eclipse were notable."

**From H. H. Harned, Oakland, Md.** "After all the chief interest in growing iris is in their study, habits, and performance. I really think the greater percentage of our membership list will agree with me. If it were not for the hybridizing efforts of Graves, Hall, Douglas, Wills, Lapham, Paul Cook, Kleinsorge and many others we might be still growing a garden full of the old-timers. Rameses, Far West, King Tut to mention but a trio have revolutionized our gardens thru a decade because of their offspring. Take any of the charts: they start with the old Dominion race or even collected varieties—then someone who had vision and some skill with the tweezers tried to improve things. Many a season went by without any real results, then came Rameses and King Tut. Lapham used Bruno, Seminole, and Troost—Red Gleam, Christabel. Paul Cook worked methodically to get Sable and E. B. Williamson. The Family Trees are of interest and value.

"Suppose we do have dozens and hundreds of seedlings dumped on the market, how many will survive, sell, and bloom in the fancier's garden? Yes, it is a great game and one calculated to take your mind off business cares not only during the too short blooming season but all thru the year. To pick up a Bulletin, new or old, and read about the trials, successes or failures. Yes, it is a GRAND HOBBY."

**Pink buds?** Mr. Douglas's enthusiasm for genetics and especially his "Prelude to Pink" has stirred my long sleep and, as Miss Sturtevant's records are at hand for the first time within many years I am slowly—very slowly—digging in to see what they may reveal of interest both on the Amoena program and on "Pink buds." Of the

last Goldstream (Edlmann, 1929) appears once in the background of Melitza. Miss Edlmann (now Lady Collet) was Miss Sturtevant's associate at the time and between 1928 and 1930, five seedlings out of 18 from that cross were introduced—Dione, Goldstream, Gold Standard, Esterel, and Parma—ALL five with red-orange beards. tho Dione was more white with red-orange tips. At that period I was in the garden but rarely—mere weekly visits—and whether I run across the complete descriptions that Miss Sturtevant customarily made remains to be seen. Hence, if any of the five are still extant, they should be carefully observed for any of the characteristic coloring of the recent group. The Jan. 1930, No. 34 goes into the details.

Mr. Douglas considers the red-orange beard more like that of Alastor than akin to the "pink buds." Can anyone help?

Incidentally the "erimson bearded" seedlings from Bliss G 92, 12-14 showed no unusual quality of beard when they bloomed in our garden. They were the usual white-orange tipped as our original records reveal.—*R. S. S.*

**Presby Memorial Garden.** Rain, rain, go away, the iris will be out today. But it rains anyway, and the iris do the best they can, even when the gusts of wind blow the rain horizontally, and swirl the streams around the iris until they must be dizzy. No wonder so many of them give up the ghost and fall bedraggled in the mud. The wonder is that I have any army left to review.

Among the tall bearded, Great Lakes has lived up to its promise. It stands as staunch as an oak, its rather leathery petals shedding water, its blue a promise of better skies to come. Elmohr is part duck too; its mulberry corpulence is completely contemptuous of the storm. Stardon's burnished sheen is undiminished by rain or wind. Alas, this can not be said of Prairie Sunset, which bewitches me in fair weather, but succumbs to utter despair at the first sign of a sprinkle. Oddly enough, Flora Zenor, though it looks more fragile than Prairie Sunset, bears up well under all the torrents. It is at its best on a grey day, anyway, when it seems to glow with some inner radiance, all the lovelier because so many other iris seem dull without the sun.

Mary E. Nichols has a touch-tempting texture even in a down-pour—its gold-burnished haft on warm white make me wish it had been called June Bride. (But perhaps Mary was.) It is a smooth sophisticated iris with the added advantage of never being con-

fused with any of the other new whites. You can tell Mary even in the crowd; more than I can say for many of the whites. Minnie Colquitt makes a good showing in the rain, so does Miss California, though I don't like either of them. Minnie has lovely form and unusual color pattern, but its blooms are so crowded together, and on such short stems at that, I can't tell where one flower ends and the next begins. I like space and grace in an iris and Minnie is short on both. Morrocco Rose stands the rain well, is pretty as to both form and color but doesn't have enough individuality to stand out from the mass on a fair day. On this rainy day, yellows are falling down all over the place, new and old alike. The frail-looking specimens like Moonlight Madonna and Golden Fleece are respectably erect and show surprising stamina of fall and standard. (Possibly I'm inclined to consider any very pale shade of iris "frail." I do think that Moonlight Madonna's standards seem tissue-thin, but on second thought Golden Fleece has body enough. Not as substantial as Golden Eagle, though, and it was in ruins.) Ola Kala is sturdy and strident—surely our brassiest yellow—but smaller and shorter than I had expected. Perhaps it will do better next year. At any rate it doesn't mind the rain too much. I wish I could say the same for Daybreak and Copper Rose, they are both so lovely, but not today.

In weather like today's, low-growing iris come into their own. While all the skyscrapers were undergoing the ignominy of being staked, Amigo, Golden Hind and Salmon Splendor stand stiff as starch—no staking here. Amigo is one of my all-time favorites; it is better proportioned than Wabash, taking the plant as a whole, and its color contrast is less vibrant. It is a restful iris where Wabash is a challenger. But the falls of both spot miserably in the rain. Salmon Splendor is an iris that has everything but size—good branching, pleasantly attuned to its stem in size and height, mouth-watering color. It is a softer edition of a talisman rose and a really lovely thing. But of course it is not a giant and so will be passed over by the "ohers and ahers." And do you remember No-we-ta? It's outmoded now, but there it was today, not knowing it was passe so blooming away for all its worth, a lovely mass of pink and cream ruffles, way down near the ground, but not falling all over it. Sable was its usual dependable self—no other like it in the garden, rain or shine. And by the way, this isn't my garden of which I speak—it's the Presby Memorial Garden which was ex-

tolled in Bulletin 99. For various reasons (which would make a Bulletin article in themselves) I had to give away all but a dozen iris last year, and am at present on furlough from iris-growing. Fortunately the Presby gardens are a scant block away and I spend hours there every day, at various times from dawn to dusk, and, obviously, in any kind of weather. When it comes to iris, I'm like our postoffice—"neither rain, nor snow . . ." or whatever it is. What iris fan isn't?—*Katherine Clifford, Montclair, N. J.*

"Greengold was beautiful in Mrs. Brown's garden. Also outstanding were High Hat, Knock-Out, Atcheson and Two Bucks." A most helpful report in my opinion!!—*B. H. Jones, Jr.*

**Who has Double Bearded Irises?** As a very new member I grasp at an opportunity to bring my iris problems to the A.I.S. I want to know about Tall Bearded Iris that have double blooms. How, and where may I get this information?—*Mrs. Robt. L. Motter, Marietta, Ga.*

Back about 1920 there was a pale pallida May Allison that threw 40% almost full doubles.—*R. S. S.*

**Iris Surgery.** My greatest thrill, as an amateur hybridizer, comes when watching for the bloom to open and what a disappointment it is when you find one has been snapped in two just before the bud is ready to show color or at any time during the process of growth. One morning a year ago I found one of my seedlings had been snapped off and the tip of the bud was resting on the ground, the stalk just hanging by a piece of skin. I immediately procured two splints about four inches long, a piece of string and some melted wax. I raised the broken stalk very gently, being careful not to break the skin; placed a splint on each side of the break, having one against the skin that held the two sections together and the other on opposite side; tied the string around splints from top to bottom and dropped a little melted wax around the ring of the break. The bud, when the stalk was snapped off, had not shown color but in about two weeks after the mend it bloomed and two more blooms came later on this same stalk.

Two other breaks were treated; one in the same way but the other, having been completely broken off was placed in a vase of water where it remained for five days. Then I thought I would like to try grafting it on to the base of the stalk again. I cut a half inch piece from the upper part which had been in the vase and a half inch from the stalk that remained in the ground; cut the upper part

wedge-shaped and inserted it into a cut about one inch long which I made in the base stalk; put on the splints, string and wax and while it did not bloom, it grew about one inch, then withered. I firmly believe this would have bloomed had I spliced it together when it was broken off.

This year I found two broken off and used the splints and string without the wax with the best results. One was a seedling, the other a stalk on Aubanel. The seedling produced two blooms and Aubanel, on which the first bud was not even out of its sheath and no sign of a second bud, had two blooms and now sports a good sized seed pod, having been crossed.

I thought some of the readers of this delightful Bulletin who like to fuss over their plants as I do would be interested in knowing how to save their casualties. Had you seen my garden after the hailstorm of June 8th you would have thought you were in an accident ward, as many were broken down, but in a few days I had them most all on "crutches." In so doing, I saved many buds which bloomed in due time.—Mrs. Charles A. Johnson, Medford, Mass.

**Soil Pests.** A friend lent me a copy of your Bulletin of May 1945 and I read the article on the iris borer. It struck me a method I have used for soil pests might be simpler. When I came here I found the larva of the strawberry weevil destructive of Asiatic Primulas. All insects are susceptible to poison gas, and I do not see why the borer should be exempt if attacked at the most vulnerable stage. The last time I used bisulphide of carbon before the war the mortality of plants was 50% in untreated areas, 5% where treated. I applied it shortly after the eggs hatched. A hole 9 inches deep was made with the dibber, a teaspoonful of the bisulphide was poured into the hole and immediately covered with earth. A more agreeable way of administering the dose would be to use one of Vilmorin's syringes made for the purpose. The holes should not be more than 2 feet apart, but I think 1 foot better. To try the effect of the bisulphide on plant roots, I made a hole with a trowel close to a strong plant of *primula kashmiriana* cutting through some big roots and poured in a liberal dose which must have wetted the fractured roots. That side of the plant looked sad for a week or so and then recovered.

C S<sub>2</sub> is said to have a slightly beneficial effect on the fertility of the soil and may leave some residue distasteful to the weevil. I have no losses from this cause in recent years, and a friend who lives on

the other side of Victoria tells me his primulas are suffering badly. Mine have not been dressed since 1940. The weevil eats the roots through just under the crown, the plant wilts and dies.

It occurred to me a good many years ago when gardening in England that if C S<sub>2</sub> is largely used in France for Phylloxera, why not for other soil pests? It never failed me there with field mice, ants and wasps. It might bring information if some of your growers tried it out. If it succeeds as well with the borer as the weevils it would make a permanent cure.—*A. H. Bennett, Victoria, B. C.*

*Countess Mary Senni, Grottaferrata, (Roma), Italy* can now give a permanent address and would appreciate catalogs.

**Iris Fading?** In Bulletin 98, page 25, Mr. Nelson says "color in iris flowers usually fades during the first 24 hours that the flower is open." I think the word "fade" is not well used in this statement. Fading as ordinarily used means a paling or diminution of color through the action of light, whereas the reduction in the case of iris is due to continued expansion of the flower tissue. The cells are still enlarging during this first 24 hours and the flower does not reach its maximum size until then. The volume of color would seem to be fixed but is expanded to cover a larger area.—*J. Marion Shull, Jan. 31, 1946.*

As to the note on color fading in iris, I think you are largely right. Especially is this true in the large blends of pastel shades such as Remembrance, etc. However, there is evidence of actual fading in some flowers of the amoena type. Shah Jehan, for instance, opens with gray standards. This disappears as soon as the sun hits it. Melitza opens with a definite gray cast and does likewise in a few hours. If the day is cold and the sun does not shine Melitza stays gray. This may be due to the bi-product of some process due to photo-synthesis.—*Geddes Douglas, Feb. 2, 1946.*

"I do have Shah Jehan but had not noticed anything but the expansion dilution in that I wonder could your inland, higher altitude sun be more active in causing bleaching than our lower level perhaps more protective atmosphere here? This is merely a guess as to one possibility.

I find *Hemerocallis* somewhat similarly affected except that as they are of only one day's duration the expansion effect is confined to the first couple of hours of bloom. And in some varieties actual fading takes place later in light varieties and burning in dark ones. Fortunately there are varieties in which neither occurs."—*J. Marion Shull, Feb. 10, 1946.*

## SEEDLING COMMENTS

- Buneaux 4215A Slightly ruffled blue with wide standards and flaring falls, a shade deeper than Great Lakes, good form and excellent branching, which is 4-way starting about 12" from the ground.—Zink.
- Buneaux 4433B. A very bright attractive flower of good form, standards amber flushed red at tips, falls lilac rose with a wide amber margin. A new color combination.—Zink.
- Dolman 285. A smooth velvety deep crimson of exceptional beauty. Not tall, but most outstanding.—Calif.
- Bisque, a plicata from John Dolman. Clean creamy tan, marked brown. Not tall, and not too well branched, it is still outstanding and lovely in garden.—Calif.
- Glutzbeck, 206-4. A velvety red blend that attracted much attention. Very fine form and it grew luxuriantly, tall stalks that attracted much attention.—Calif.
- Glutzbeck 515-1. A brilliant blend of colors entirely different than I have seen before. Standards olive, falls glistening henna overlying red.—Calif.
- Fay 44-12. Large pure deep chrome flaring flower on a tall well branched stalk and a strong plant.—Buneaux.
- A large clear chrome yellow, good form, deeper yellow in haft and beard. Tall stalk, well branched.—Zink.
- Fay 4636. Orville Fay has another very fine white with white beard, making it a *self*, very wide standards and falls ruffled and waved, on 36 inch stalk.—Zink.
- Hall-44-50. Among Mr. Hall's seedlings of pink breeding, a small but well formed new cream tone.—Mrs. H. M. Muse.
- Hall 46-06. Large ruffled pink with peach at the haft on tall stem and a good plant.—Buneaux.
- Hall D. 46-14. A pure light pink with peach cast at the haft, wide standards and falls, Tangerine beard, on a 36 in. stalk. A very smooth flower of good form.—Zink.
- Hall D. 46-19. A very large "Amigo." Domed standards with a strong mid-rib.—Zink.
- Hall D. 46-20. Very smooth pink with no veining on falls on a tall stem and medium plant.—Buneaux.
- Hall D. 46-31. The deepest light pink I've seen. Medium flower, good form with wide standards and falls and an intense tangerine beard. Short stalk.—Zink.
- Lowry 2-19. Named 1946. Aberdeen. A 4½ x 5 in. brown self flower with a rosy flush. The stalk is 40 in., has 4 way branching and 9 buds. Strong plant. Very fine.—Buneaux.
- Lowry 2-33. A fine reddish purple with flowers 6 x 6½ on a 35 in. stalk, three way branching. Strong plant. Buneaux.
- Milliken 931-11. A most lovely white and gold edition of the famed Lady Mohr.—Pattison.
- One of the most interesting new seedlings of the year.—Calif.

Mitchell O-124. One of Mr. Mitchell's "Fancies," a very rich plicata of brown red tones.—Calif.

Taylor 356. A tall rounded flower which reminds one of Violet Symphony, but with clearer color.—Tenn.

Golden Ruffles. Received the Gold Cup at the Hollywood show. A fine yellow iris.—Calif.

White 346-29. Mr. White had three Tobacco Road seedlings. This one was the richest toned and one of the loveliest flowers seen this year.—Calif.



*At Dr. Graves' Farm*

### "EIGHTY YEARS YOUNG."

A midsummer gathering of the iris clan around Boston is unusual, but on July 22nd a group of A.I.S. judges, wives and husbands, were the guests of Dr. and Mrs. Franklin Lowry at their gracious home, in honor of Mr. L. Merton Gage on his eightieth birthday.

Dr. Lowry's little speech of congratulation and a few words from Mr. McKee with Mr. Gage's smiling acknowledgments, the reading of congratulatory telegrams and a poem from Mr. Lapham, preceded a pleasant evening of music and a preview of new kodachromes.



The group gathered in the spacious dining room around the charmingly decorated table to welcome Mr. Gage with "Happy Birthday to you" and watch him cut the gaily lighted birthday cake. Maybe he has one every year; he did it with grace, skill and his own nice smile.

The "party" was delicious and everyone left with the pleasant feeling an eightieth birthday is an occasion to look forward to.—*Mrs. Corey.*

## THIS AND THAT

*Mary F. Tharp*

One does not have to read between the lines to see that "plicks" are the pet peeve of Mrs. Steedman, Roanoke. Fred De Forest is most likely wearing a halo these days, since Tiffanja met with approval. After all, we all have our pet peeves, do we not? Mine would be the iris that opens up with that "Oh what a beautiful morning!" air, and by mid afternoon looks like a beautiful hang-over.

Personally I am very fond of plicatas and contrary to what others think, no two are really the same if studied closely; that is, no more so than similar iris of other types. But they can be different yet. Give us—say five years, and we will hand you a set of plicatas with matching accessories. By that we mean a plicata having a brown edge will have a matching brown beard; a plicata with a pink border will have a pink beard, while those stitched and sanded blue may have blue beards to match. They are on their way, but who cares?

I understand that Mr. Mitchell has a plicata with purple standards edged white and falls white with purple edge, with a dark purple line down the middle of the fall; this description intrigues me no end, but I could do without the line down the center of the fall. There are echoes of another also with white ground and violet purple PARALLEL lines painted on the falls." Don't tell me that THAT is not different.

We are still chuckling over the comment on GRAY DAZE. "Grows well, but would never be noticed by a man." How true. Men do like them large and gay as a sailor's wink, and how they go for these colorful iris that have an air of "there's somebody

looking at me and it's not another girl." If you know what I mean. Of course there are exceptions. We note that one grower even goes so far as to list iris as "Men's Choice" and "Ladies' Choice."

We noticed that Richard II was classed as a late iris. When we had it growing it was quite early. It is a charming little thing but difficult. The person that I got it from said if I could grow it well. I would get rich; however, it eventually passed out on me and—I didn't get rich!

I have said this before, but probably no one listened, there is a great need of better small flowered types of iris. When Spindrift comes down in price it will be the most popular iris going. Billet Doux is another. These two with Patricia will be a popular trio. We should have a good ruffled cream color, patterned after Patricia to make it a foursome. Patricia grows in grace each year, with its lovely ruffled blossoms poised as nonchalantly as a seaman's cap on the bloom stalk. Something to dream about!

Mrs. White of Fullerton California is a brave woman to express an interest in "Chalice" iris in the face of so many purists. After all, why should iris be just "run of the mill"? Many gardeners like variety in form, especially those who pick their flowers for arrangements. An iris, of good substance, often adds a delightful airy appearance to your arrangement, if the standards are slightly open. They have a butterfly look.

Walk with me through the garden. Here is an iris so fresh and sweet that it has that "Mademoiselle look," and this next one has a "Dandified" look, and it gives as much zip to the garden as a Drum-Major does to a parade. This iris, whose eloquent lines are so softly designed, seems to say "Quiet Please," while its companion has a frothy feminine appearance. Yet another seems to be shadow washed with all the colors of the rainbow. Truly a lovely iris is like a melody, it sings in your heart long after blooming time. Let there be more of them!

(Editor's Note. Iris Gray Daze was produced by a man breeder. It was picked out of the seedling patch by two men, Messrs. Alford and Williams. The first root was sold to a man, Mr. K. D. Smith. Ho! Hum!)

## ASK ME ANOTHER

*From Bulletin No. 10, page 27 in answer to Mrs. C. W. Horsey, Santa Fe, N. Mex.*

**The Process of Pollenation.** And now for the mechanics of hybridization. The only requirement is placing the pollen grains on each of the three stigmas, but the age of the flower or atmospheric conditions may prevent fertilization. When the flower first unfolds the stigmatic lip is tight up against the crest, but in the fully opened flower it curls down and forms a sort of shelf ready to receive the pollen. The stamens with their slender filaments and terminal anthers, like longitudinal envelopes, carry the pollen grains. Pluck the stamen with a pair of tweezers and transfer the pollen to the stigma; some shake the pollen into a vial, or pill-box and then dust the stigma with a pollen covered, small camel's hair brush, but I prefer to take the stamen between my fingers and scrape the pollen off on the stigmas (the stamens of the flower to be crossed are previously removed). The first is probably preferable where indiscriminate wholesale crossing is practiced, but the second is far simpler for more careful recording. In the bearded irises the chance of natural fertilization is slight and it is not necessary to bag the pollenized flower though many breeders break off the falls to reduce the chances of insect pollination; a short period of covering would be better. Miss Sturtevant considers that any injury to the petals is harmful as they tend to wrap themselves about the style-branches thus protecting the stigma and giving the sperm cell a longer opportunity to reach the ovary below.

Crossing should be carried on with newly opened flowers on a bright day as moist pollen even if obtainable does not seem to be potent, and a wet season means a poor harvest. Morning is the best time as the flowers open with the warmth of the sun and an iris stigma is not long in condition. If records are kept of the cross, a small tag may be attached to the flower. The value of records cannot be overemphasized.

## CHECK LIST NOTICE

Since the 1942 Supplement there has been a continued demand for an up-to-date compilation. In fact the Directors authorized its publication as of 1946.

That, however, is literally impossible as the Editor, Mrs. Anson S. Peckham has not been able to maintain her files during the war and no one has been found able and willing to take over even if the material could be accumulated promptly.

Thru the patient industry of Mr. Gersdorff and Mrs. Colquitt the Registration records have been published annually but the Introduction records are most incomplete.

The listing of Introductions requires the collection of ALL catalogs listing new irises, the tracking down and reading of citations in any periodical where it is mentioned, and the assembly and publication of such information.

**WE NEED RECORD OF ALL INTRODUCTIONS — Jan. 1, 1942 thru 1947.**

**ALL COMMERCIAL DEALERS** are requested to cooperate.

**ALL BREEDERS ALSO**, and **any member** with Library facilities should add his knowledge of published references as a duplication of reports makes for accuracy.

**REQUIRED:** Exact records (even to the type, punctuation, and sequence of information) **BASED** on the published Registration **PLUS** date of introduction, record of Award, and exact reference to any published description and illustration.

1. As to Introductions of your own breeding.
2. As to your Introductions from other breeders.
3. As to the probable 1st listing of foreign introductions.
4. (For breeders) As to 1st listing by one or more dealers.
5. Any known corrections or typographical errors should be included.

**MARCH 1, 1947**, as a closing date should include *planned* 1947 Introductions and may permit the inclusion of 1947 Registrations for 1948 publication.

**SEND** reports between Dec. 1, 1946, and Mar. 1, 1947, to Miss Maurine Saeger, 301 7th Ave. No., Nashville, Tenn. Note that this is merely a mail box, with no questions answered and no immediate acknowledgment made. Report should be made on 5 x 3 cards (or slips), **TYPED**, Double spaced—for ease of compilation.

## FURTHER INFORMATION

It is hoped that with full cooperation means will be found to handle the mechanical details of assembly, proof reading, and final publication. It is hoped also that the high standard found elsewhere only in scientific journals, may be maintained.

There is NO HOPE of *any* Check List without full cooperation under the existing circumstances.

The following are examples of the information required and its presentation.

1. *From the 1939 Check List*—a complete record of an old favorite. AFTERGLOW. TB-M-S4L. (Sturt. 1917); Sturt. 1917; Mov. 1919; Gard. Chron. 66: 308. 20 Dec. 1919%; Sheets 1928; Kat. 1939; (*pallida* × AUREA), AAA 146; F.C.C., M.H.S. 1915.

*Interpretation.* Name—Color classification; 1st Listing (no A.I.S. registration at that date); 1st sale; early listing by Movilla Gardens; citation—Gardener's Chronicle volume, page, and date; illustrated; record of listing by Sheets in 1928 and Katkamier in 1939; (AAA) is reference to the Journal of the Royal Horticultural Society—Wisley Trials in 1928; (Vol., page, etc. given) and finally record of award from the Mass. Horticultural Society.

Note that references to catalog listings are at about ten year intervals, references to periodicals cut to an early and much later appearance (2 in all) and that one is illustrated. The presumption is that such a reference is more than a mere mention and is actually valuable as a description. As few libraries maintain a file of old catalogs such a record is almost a necessity. Note omission of fragrance symbol.

2. *From the 1939 Check List*—AND the 1942 Revision which records a change in status.

ALASTOR. TB-MIa-S7M. (Spender N.); R. 1934; (Sldg × Sldg); Silver Gilt Medal, L.S.(E), 1937; Gard. Ill. 59: 369, 19 June 1937%; □. *To which is added in 1942*

(Spender 1940); Schriener 1940 (*and inserted in correct sequence*) A.M., A.I.S. 1941; Bull A.I.S. 82: 3. July 1941.

*Interpretation.* This example is closest to your current needs—a variety registered and now introduced—award and citation added—also record of distribution and offer by other dealers. If the seedling number had been publicized it would be given just preceding the fragrance symbol.

3. *From 1939 Check List*—Record of typographical errors or misspellings.

**Afterglow.** Wass. 1941. AFTERGLOW.

\*ABALONE (in small caps.) TB-M-S7M (Tobie) (1942 correction) ABALONE TB-LaM-R4L (Tobie N.) etc. (Still not introduced.)

We presume that all breeders are familiar with the Rules of Registration. Study your Check Lists and Registrations as, at the moment, the Nashville group is too involved in the Bulletins, the Scientific Committee, the reception of Guest iris for 1948 judging, and a new questionnaire, to attempt further explanations or become involved in even more correspondence. We ARE sorry about it, of course.

## GROWTH QUESTIONNAIRE

Our interest in growth is sort of a preliminary step toward trying to find out whether varieties react clearly to local conditions rather than to individual treatment and gardens. The bulk of the varietal comments are based on observations made in a specialist garden and rarely on over two year clumps. Rarely also is growth mentioned except to excuse a criticism of a one year plant and yet many a gardener wants a permanent, free-flowering reliable standby for continued satisfaction. Hence this questionnaire based on two small lists (the labor of compilation forbids a more extended list) **1**, Varieties awarded the W. R. Dykes Medal, and **2**, the top varieties in each color class as listed in the 1945 Symposium. (No. 97.)

To this list of thirty or thereabout, each of you might add five of your most reliable favorites regardless of age, rating, award, or any other standard of judgment except that they have proved their worth in your garden thru many years. The experience of one year's growth is clearly without value and your report should be based on a two or preferably three year clump.

The letters signify clear variations in growth habit.

**S**—**S**LOW and may be included *both* slow in increase and slow to bloom tho once established they may prove thoroly reliable and well-worth waiting for. Domion was typical.

**T**—**T**ENDER. Unfortunately we shall have to classify the reports geographically to learn anything of advantage as to winter hardiness. A Minnesota need is markedly different than a quick

response to an unseasonable hot-spell which ruins many a variety in Tennessee. Your report of success as grown in a frame with special care will be of *no* help whatever. Easter Morn was reliable in many New England gardens, *cypriana* definitely not, and neither are worth trying in Tennessee.

**U**—UNRELIABLE as to bloom, amount of bloom and hence unsatisfactory without being actually winter-killed or frozen out.

**P**—PERFECTLY SATISFACTORY as far as growth, freedom and regularity of flowering is concerned—hence a good variety for anybody's garden IF they like its color, etc.

Even if you grow but one of the iris listed send in your report—we need a quantity of records and do not soft pedal and think *your* garden is too wet, too cold, too weedy or what not—after all it is an average garden at its worst.

*Notice.*—Entries for Nashville, 1948 Trial Garden should be considered as closed, as competition between one and two year plantings is not quite fair.

## GROWTH QUESTIONNAIRE

Every member add the proper Letter Symbol, cut out, and mail to R. S. Sturtevant, Rte. 5, Nashville 4, Tenn., *preferably before Jan. 1, 1947.*

AWARDED DYKES MEDAL	TOPS IN 1945 SYMPOSIUM
1927 San Francisco (Mohr, 1927)	(1 to a color class, see No. 97) (numbers indicate popularity)
1929 Dauntless (Connell, 1929)	Caroline Burr (17) (Smith, K. 1940)
1932 Rameses (Sass, H. P., 1929)	Fair Elaine (18) (Mitch. 1938)
1933 Coralie (Ayres, 1932)	Ola Kala (6) (Sass, J. 1943)
1935 Sierra Blue (Essig, 1932)	Tobacco Road (15) (Klein. 1942)
1936 Mary Geddes (Wash. Stahl. 1931)	Pink Reflection (24) (Cook, P. 1942)
1937 Missouri (Grinter, 1933)	Violet Symphony (14) (Smith, K. 1940)
1938 Copper Lustre (Kirk. 1934)	Sable (5) (Cook, P. 1938)
1939 Rosy Wing (Gage, 1935)	Blue Shimmer (15) (Sass, J. 1942)
1940 Wabash (Wmsn. 1936)	Tiffanja (31) (DeF. 1942)
1941 The Red Douglas (Sass, J. 1937)	City of Lincoln (29) (Sass, H. P. 1937)
1942 Great Lakes (Cousins, 1938)	Daybreak (3) (Klein. 1941)
1943 Prairie Sunset (Sass, H. P. 1939)	Chivalry* (Wills. 1944)
1944 Spun Gold (Glotz. 1940)	White Wedgewood* (Grant. 1943)
1945 Elmohr (Loomis, 1942)	Master Charles* (Wmsn. 1943)

\*Judging from the Varietal Comments these are leaders in 1946 and offer an opportunity to test out how promptly growth reports may become available. **REPORT ONLY YOUR OWN EXPERIENCE**—no observations in other gardens or mere reports. **ADD** names of 5 reliable varieties (on reverse).

Your Name .....

Locality .....

Any special soil condition (VERY BRIEF) .....



## COMMERCIAL DIRECTORY

All of the dealers listed below are members of The American Iris Society. If you are buying iris for your garden, it should be your particular pleasure to make your purchases from the dealers who have worked with and supported your Society. Your officers and directors invite your special attention to this list. They also ask a favor. When you order, tell the dealer you saw his name in the BULLETIN and do him a favor by not asking for a catalog unless you mean business.

### GEISER'S FAIR CHANCE FARM

*Iris, Peonies and Poppies*

BELOIT, KANSAS

### IRISDALE GARDENS

Mrs. Norman S. Horton

**Grower and Hybridizer**

Descriptive List by Request

**Elkhart, Ind.**

### JORDAN'S IRIS GARDEN

*Iris of Quality*

MRS. W. H. JORDAN

3225 Hardeman St., Ft. Worth, Tex.

### LYON IRIS GARDENS

*New and Choice Irises*

18831 CALVERT STREET  
RESEDA, CALIF.

### MILLIKEN GARDENS

385 W. Colorado Street

Arcadia

California

**IRIS—HEMEROCALLIS**

*Catalog in Color on Request*

### MORGAN'S GARDENS

LATEST and BEST in IRIS

66th and Blue Ridge Blvd. Route 3  
Kansas City, Missouri

### TELL MUHLESTEIN

**Hybridizer and Introducer**

Growing the Latest Novelties  
and the Standard Varieties

691 East 8th North

Provo, Utah

---

## FAIRMOUNT GARDENS

*Introducer of many of the best IRIS,  
HEMEROCALIS and ORIENTAL  
POPPIES*

**MRS. THOMAS NESMITH**  
Lowell, Mass.

---

## Maple Valley Iris Gardens

Mrs. C. G. Whiting

*Hybridizer and Grower of Fine Iris*

MAPLETON

IOWA

---

## LONGFIELD IRIS FARM

Williamson & Cook Originations

*IRIS AND PEONIES*

BLUFFTON

INDIANA

---

## KENWOOD IRIS GARDENS

*Iris, Hemerocallis, Peonies, Poppies*

**MRS. J. F. EMIGHOLZ**

R.R. 10, Sta. M      Cincinnati 27, Ohio

---

## IRISNOLL

FRED DE FOREST

*Hybridizer and Grower*

Route 1

Monroe, Oregon

Descriptive List Sent on Request

---

## IRISES AND DAFFODILS

*Specializing in the Kenyon Reynolds  
Daffodils and Pacific Coast Irises*

LENA LOTHROP

211 East 18th St., San Bernardino, Calif.

---

## IRIS - PEONIES

*Hemerocallis, Poppies*

Large collection—1600 vars.

**C. F. WASSENBERG**

Van Wert, Ohio

---



## WINNE'S GARDEN

*Most of the Best Iris  
of Recent Introduction*

422 Court St.

Beatrice, Neb.

---

## WILD GARDENS

*La. Iris, Native Plants, Rare Bulbs*

**MRS. RUTH M. DORMON**

Rt. 3, Box 70, Old Mooringsport Rd.,  
Shreveport, La.

---

## IRIS CHECK LIST — 1939

With Supplement to 1942

Lists 19,000 Names of Iris and Parentages  
— Over 500 Pages —

\$3 to members; \$4 to non-members. Make  
check or money order payable to American  
Iris Society, 821 Washington Loan &  
Trust Bldg., Washington, D. C.

---

---

## See IRIS "Dreamland"

For most exact word picture of "Dreamland" submitted before July 15, 1946. 1st prize "Dreamland," 2nd "Bright Melody," 3rd "Alza Hola."

**W. S. SNYDER**

3822 4th Ave.      Sioux City 20, Iowa

---

## GRAND IRIS

Dozens of loveliest varieties  
SOUTHERN PACIFIC, EL MOHR,  
ICY BLUE

Send for price list. FREE.

## AMITY GARDENS

AMITY, OREG., BX. 43

---

## RAINBOW HYBRIDIZING GARDENS

THE LATEST IRIS CREATIONS

In All Colors of the Rainbow

**LLOYD AUSTIN**

Route 1      Placerville, California

---

## Syllmar Gardens

ELMA MIESS

**GROWER OF FINE IRIS**

Route 1      12982 Borden Ave.

SAN FERNANDO, CALIFORNIA

Write for descriptive list.

---

## LINCOLN PLASTIC PLANT MARKERS AND WATERPROOF INDELIBLE INK

*Withstand All Weather Conditions—Remain Legible for Years*

Insure Permanent Record of Cherished Varieties of Your IRIS by Using Our  
BANNER MARKERS: 25, \$1.15 with ink, Postpaid; 200, \$6.80; Bottle of  
Ink 15 cents. Express Collect.

*Samples and Quotations Submitted on Your Requirements*

**LINCOLN LABORATORIES**

Northfield, Minn.

---

## MYRON D. BIGGER

BULBGROWER

High-Rated

**PEONIES**

For Every Purpose

**"Bigger Bulbs"**

Prices on request.

R. R. NO. 4

TOPEKA, KANSAS

---

# **YEAR BOOKS**

OF

## **THE AMERICAN HORTICULTURAL SOCIETY**

**AMERICAN DAFFODIL YEARBOOKS, 1936, 1937, 1938—  
50c a copy**

**DAFFODIL YEARBOOK, 1942—\$1.00**

The 1942 issue is a joint publication with the Royal Horticultural Society, and contains the latest in daffodil news from Australia, Great Britain, New Zealand, Tasmania and the United States.

**AMERICAN LILY YEARBOOKS, 1940—\$1.00 a copy  
1942—Price \$1.25**

Your pleasure in iris will be stimulated by taking a good look at other fields. The books listed above offer you best opportunities, and at bargain prices. Much information is contained in each book, and there is no duplication. Write for information about membership in the Society.


Make checks payable to the American Horticultural Society, and send to 821 Washington Loan & Trust Bldg., Washington, D. C.


# **THE IRIS SOCIETY**

*(of England)*

Application for membership in The Iris Society may be sent direct to the American Iris Society office. Make check for dues (\$2.85) payable to the American Iris Society. Send it to Howard R. Watkins, Secretary, 821 Washington Loan & Trust Bldg., Washington, D. C. Mark it plainly "For dues for The Iris Society (of England)" and print your name and address.







SMITHSONIAN LIBRARIES



3 9088 01961 0203