

QE745

.B85


\*


FOR THE PEOPLE  
FOR EDUCATION  
FOR SCIENCE

LIBRARY  
OF  
THE AMERICAN MUSEUM  
OF  
NATURAL HISTORY


LIBRARY  
OF  
THE AMERICAN MUSEUM OF NATURAL HISTORY  
OSBORN LIBRARY OF VERTEBRATE PALÆONTOLOGY











*Robert John Lechmere Guppy*  
1836 - 1916

BULLETINS  
OF  
AMERICAN PALEONTOLOGY

—\*—

Vol. 8

—\*—

No. 35

A REPRINT OF THE MORE INACCESSIBLE PALEON-  
TOLOGICAL WRITINGS OF ROBERT JOHN  
LECHMERE GUPPY

BY

G. D. HARRIS

*March 15, 1921*

Harris Co.  
Cornell University, Ithaca, N. Y  
U. S. A.





# CONTENTS

## TEXT

	Page
Preface.....	111-IV
Synopsis of Guppy's more important articles bearing on West Indian Paleontology.....	1-6
Reprint of Papers 1-25 .....	7-192
Appendix I. Guppy's bibliography of Caribbean geology .....	193-195
Appendix II. Notes on the life of R. L. J. Guppy, by G. D. Harris	196-198

## ILLUSTRATIONS

Frontispiece, Portrait of R. L. J. Guppy

Plate 1. Recent shells from Trinidad and Venezuela.....	opp. p. 75
2. Sketch map of the northwestern part of Trinidad, showing the lines of the principal dislocations.....	opp. p. 88
3. Diagram profile showing how the Gulf of Paria and the Bocas have been pro- duced.....	between pp 88-89
4. Diagram section showing the general suc- cession of rocks in Trinidad.....	opp. p. 89
5. New West Indian Mollusca .....	opp. p. 100
6. Vertebral column of fossil fish.....	p. 102
7. <i>Ranina cuspidata</i> and <i>Orbitoides dispansa</i> ....	opp. p. 144
8. New Springvale fossils.....	opp. p. 158
9. Relation of shell beds to other deposits north and south of Montserrat.....	opp. p. 159
10. Generalized section from Couva and Mont- serrat to Oropuche Lagoon.....	opp. p. 190



## PREFACE

Robert John Lechmere Guppy was born August 15, 1836 and died August 5, 1916. Though a native of London he spent the greater share of his life in Trinidad. He was a great lover of Natural History. In spite of grave difficulties he succeeded in preparing a large number of papers for publication. To list them completely would now doubtless be quite an impossible task since many appeared in ephemeral publications, newspapers, and are no longer extant. However the more serious paleontological articles, sometimes assuming the nature of monographs, were nearly all published in the *Quarterly Journal of the Geological Society of London* or in the *Geological Magazine*. Between the purely popular and ephemeral, and the more serious, as classified above, a third class may be recognized, for the most part short articles, read before local natural history societies, clubs, etcetera, often semi-popular in nature but sometimes containing remarks on, or descriptions of new fossil species. Some of these too went abroad to the English Journals, although first appearing in the "Proceedings" of some local society.

In preparing the following reprint, such articles of the third class, mentioned above, have been selected, as were not republished abroad, or, at least not republished in the same wording or in easily accessible volumes. In other words an attempt is here made to give to the scientific public an exact reprint of such of Guppy's papers as were printed in "Proceedings" of local clubs, papers now quite inaccessible to paleontological workers in the best universities and government surveys. The organizations responsible for many of these papers no longer exist and their papers are scattered and gone. Fortunately Guppy kept a fairly complete copy of his various works, personally, and after his death, four bound volumes of Transactions and Proceedings of the Scientific Association of Trinidad, Journal of the Field Naturalists' Club and Proceedings of the Victoria Institute were purchased for the library of the Trinidad Leaseholds Company

## IV

and are now in charge of Mr. F. W. Penny, geologist of that organization. To him science owes a great debt for the loan of these unique copies, that the reprint may be made directly from the original without the dangers of mistakes and the loss of time involved in having all these articles typewritten.

Guppy's latest publications, of the class here concerned, appeared in the Proceedings of the Agricultural Society of Trinidad and Tobago. But even these are quite difficult to obtain, being quite generally "out of print." Through the efficient assistance of Mr. G. A. Waring of the Trinidad Petroleum Development Company, by going the rounds of the libraries, public and semi-private, practically all of Guppy's paleontologic papers have been assembled, though in one case a typewritten copy had to be made of the only copy found.

Of the forty-one articles referred to below, twenty-five are herewith republished as being now quite inaccessible to paleontological workers in the best equipped laboratories.

In the various papers reprinted the subject matter is given page for page, with the original orthography, unless otherwise indicated. The punctuation and capitalization in some of the later papers become extremely erratic, yet it has seemed best to adhere strictly to "copy" lest Guppy's intentions should be slightly modified by corrections introduced.

The diagrams illustrating geologic sections have often been reduced in size since nothing is to be gained by large cuts while smaller ones show clearly all details.

On plate 7, fig. 1, no attempt has been made to color the carapace of *Ranina cuspidata* yellow as was done in the original.

Guppy's bibliographical notes on the geology of the West Indies are mainly recorded below in the Synopsis, pp. 7 and 193, from the Transactions of the Canadian Institute. Additional and supplemental references are given in his paper on Some Recent Geological Discoveries in the West Indies, reprinted in this Bulletin as PAPER NO. 22, pp. 178-178.

SYNOPSIS OF GUPPY'S MORE IMPORTANT ARTICLES  
BEARING ON WEST INDIAN PALEONTOLOGY

- |  | Page |
|--|------|
| 1. On the Older Parian Formation at Point-à-Pierre.<br><div style="text-align: right; margin-right: 20px;">Republished herewith as Paper No. 1... 7</div>  | 7    |
| 2. On the Occurrence of the Foraminifera in the<br>Tertiary Beds at San Fernando.<br><div style="text-align: right; margin-right: 20px;">Republished herewith as Paper No. 2... 11</div>   | 11   |
| 3. On Later Tertiary Deposits at Matura on the East<br>Coast of Trinidad.<br><div style="text-align: right; margin-right: 20px;">Republished herewith as Paper No. 3... 13</div>   | 13   |
| 4. On the Tertiary Mollusca of Jamaica.<br><div style="margin-left: 20px;">Quart. Journ. Geol. Soc. Lond., vol. 22, 1866, pp.<br/>282-295, with three plates.</div> <div style="margin-left: 20px;">Describes and illustrates the Barrett collection<br/>from Jamaica.</div>   |      |
| 5. On Tertiary Brachiopoda from Trinidad.<br><div style="margin-left: 20px;">Quart. Journ. Geol. Soc. Lond., vol. 22, 1866, pp.<br/>295-296, one plate.</div> <div style="margin-left: 20px;">Describes three brachiopod species from "the gyp-<br/>seous marl containing <i>Orbitoides mantelli</i> and<br/><i>Nummulina</i>."</div>  |      |
| 6. On Tertiary Echinoderms from the West Indies.<br><div style="margin-left: 20px;">Quart. Journ. Geol. Soc. Lond., vol. 22, 1866, pp.<br/>297-301, with figures. Specimens mostly from<br/>Anguilla; one from Trinidad.</div>   |      |
| 7. On the relations of the Tertiary formations of the<br>West Indies by R. J. Lechmere Guppy, Esq.,<br>F. G. S.; with a note on a new species of<br><i>Ranina</i> by Henry Woodward, Esq. F. G. S.;<br>and on the <i>Orbitoides</i> and <i>Nummulinæ</i> by Prof.<br>T. Rupert Jones, F. G. S.<br><div style="margin-left: 20px;">Quart. Journ. Geol. Soc. Lond., vol. 22, 1866, pp.<br/>570-593.</div> <div style="margin-left: 20px;">Gives three transverse sections of Trinidad, de-<br/>scribes and figures ten new molluskan species</div> |      |

from the Manzanilla beds ; lists the molluscan species from Anguilla ; refers to the literature on Antigua ; lists the species from Santo Domingo, Trinidad, Cumana, and from the last locality describes and figures four new species.

8. Notes on West Indian Geology, with Remarks on the existence of an Atlantis in the Early Tertiary Period ; and descriptions of some new fossils, from the Caribbean Miocene.

*Geological Magazine*, vol. 4, 1867, pp. 496-501, with six text figures of fossils.

The meaning of the occurrence of *Nucula schomburgki* in the "Lower Miocene" of San Fernando is discussed and a new figure of it is given. Also *Maetra subovalina*, *Leda incognita*, and *Stomatia eidolon* are described and figured as new from this locality. *Tornatina coix-lachryma* is described and figured from Cumana and Jamaica ; also *Leda bisulcata*, from Jamaica.

9. On the Tertiary Fossils of the West Indies with especial reference to the classification of the Kainozoic Rocks of Trinidad.

Republished herewith as **Paper No. 4... 24**

10. On the Discovery of Organic Remains in the Caribbean Series of Trinidad.

Quart Journ. Geol. Soc. Lond., vol. 26, 1870, 413-415. Abstract mentioning finding *Eozoon caribbeanum*, *Favosites* near *fenestralis*, plates and stems of echinoderms, one near the Devonian *Eleacrinus*, Cystidean remains ; and worm tubes like *Salterella*. Guppy believes the Caribbean series will ultimately prove to be "pre-Silurian."

12. On Foraminifera from the Tertiaries of San Fernando, Trinidad.

Read before the *Scientific Association of Trinidad*, Jan. 10, 1872 and published in the "*Proceedings*."

Page

Dec. 1872, vol. 2, p. 13. Also published in the August Number of the *Geological Magazine*, vol. 10, pp. 362-363.

- Finds beds 11-17 of his San Fernando section better exposed than when he reported upon them to the Quarterly Journal of the Geological Society of London, vol. 22, p. 571; appends lists of these Foraminifera and those from the "Asphalt" bed.
13. On some new Tertiary Fossils from Jamaica.  
 Republished herewith as **Paper No. 5...** 56
14. On new species of Bivalve Molluska found at Cumana, Venezuela.  
 Republished herewith as **Paper No. 6...** 73
15. On the Physical Geography and Fossils of the Older Rocks of Trinidad.  
 Republished herewith as **Paper No. 7...** 76
16. On the Miocene Fossils of Haiti.  
 Quart. Journ. Geol. Soc. Lond., vol. 32, 1876, pp. 516-532, pls. 28-29.  
 Lists and gives references to 122 molluscan Haitian species. Illustrates and describes 21.
17. On the Recent and Tertiary species of *Leda* and *Nucula* found in the West Indies; with notes on West Indian shells.  
 Republished herewith as **Paper No. 8...** 89
18. On a Heterocercal Fish found in the Blue Limestone series of the Laventille Hills.  
 Republished herewith as **Paper No. 9...** 101
19. On the Fossil Echinodermata of the West Indies.  
 Republished herewith as **Paper No. 10...** 103
20. Remarks on the Geological Position of the Polycystina beds of South Naparima.  
 Republished herewith as **Paper No. 11...** 110
21. The Tertiary Microzoic Formations of Trinidad.  
 Quart. Journ. Geol. Soc. Lond., vol. 48, 1892, pp. 519-541 with maps and sections.  
 This is perhaps Guppy's best and most elaborate

- exposé of the microzoic fauna and its origin as seen in Trinidad.
22. The Microzoa of the Tertiary and other Rocks of Trinidad and the West Indies.  
 Republished herewith as **Paper No. 12...113**
23. On some Foraminifera from the Microzoic Deposits of Trinidad, West Indies.  
 Proc. Zool. Soc. Lond., 1894, pp. 647-653, with pl. 41.  
 Described the new forms derived from the investigations discussed in Article 20.
24. Descriptions of Tertiary Fossils from the Antillean Region. By Guppy and Dall.  
 Proc. U. S. Nat. Mus., vol. 19, 1896, pp. 303-331 with plates 26-30.  
 Discusses some old forms and describes and figures as new several of the specimens in the Guppy collection acquired by the U. S. National Museum.
25. Remarks on some fossils from the Eocene of Naparima.  
 Republished herewith as **Paper No. 13...127**
26. Notes on the passage between the Foraminifera beds and the Radiolarian marls of Naparima.  
 Republished herewith as **Paper No. 14...128**
27. Note on a specimen of Globigerina rock from Naparima.  
 Republished herewith as **Paper No. 15...130**
28. On the Naparima rocks, Trinidad.  
*Geological Magazine*, 1900, pp. 332-325.  
 Believes the Nariva beds more or less derived from, hence younger than, the Naparima beds. And "The Nature and origin of the Argiline are similar to those of the Naparima foraminiferal and radiolarian marls, and it contains similar Radiolaria and Foraminifera."



- Page
29. Tobagan Fossils.  
 Republished herewith as **Paper No. 16**...131
30. Part I. On some samples of rock from borings  
 at Sangregrande, Trinidad.  
 Part. II. The Sangregrande Borings (with dia-  
 grams).  
 Part III. Observations on some of the Foramin-  
 ifera of the Ocean rocks of Trinidad. (Plates  
 I and II.)  
 Part IV. Preliminary geological notes on the  
 Manjak-Marbela Mine.  
 Part V. Note on the Komuto Shell Bed.  
 Published in the *Proceedings of the Victoria Institute*,  
 vol. 2, pt. 1, 1903, pp. 1-17.  
 Parts I, II and III, republished in the *Geological  
 Magazine* (London), 1904, pp. 193-199 and  
 pp. 241-250, pl. 7, 8 and 9.  
 Part. IV is republished on pp. 276-277.
31. The Growth of Trinidad.  
 Trans. Can. Inst., vol. 8, 1905, pp. 137-149 with nine  
 text illustrations.  
 For extended quotations from this article see  
 Appendix I, page 193, this Bulletin.
32. Second note on the Marbela Manjak mine.  
 Republished herewith as **Paper No. 17**...134
33. On some fossil shells from Comparo Road, Trini-  
 dad.  
 Republished herewith as **Paper No. 18**...140
34. Preliminary notice of a discovery of fossils in the  
 Tamana District.  
 Republished herewith as **Paper No. 19**...142
35. The geological connexions of the Caribean region.  
 Trans. Can. Inst., vol. 8, 1908-9, p. 373.
36. On a collection of fossils from Springvale, near  
 Couva, Trinidad.  
 Republished herewith as **Paper No. 20**...144
37. Fossils from Springvale, near Couva.  
 Republished herewith as **Paper No. 21**...158

38. On the geology of Antigua and other West Indian islands with reference to the Physical History of the Caribbean region.  
Agric. Soc. Trin. and Tobago; Society Paper No. 510, vol. 12, p. 182, *et. seq.* In excerpt paged from 1 to 17, with 5 text illustrations.  
Republished in Quart. Journ. Geol. Soc., Lond., vol. 67, pp. 681-700, 1911.
39. An account of some recent geological discoveries in the West Indies.  
Republished herewith as **Paper No. 22...**166  
Note that the list of works given in this paper supplement those given in Article 31.
40. Note on Dr. Watts' remarks on the geology of Antigua.  
Republished herewith as **Paper No. 23...**181
41. Further note on the Caroni series at Savaneta.  
Republished herewith as **Paper No. 24...**184
42. Observations on the geology of Martinique with notes on fossils from Trinidad and Venezuela.  
Republished herewith as **Paper No. 25...**188

## PAPER No. 1

*ON THE OLDER PARIAN FORMATION AT POINT A  
PIERRE TRINIDAD*

Paper read before the Geologists' Association (London), June 6, 1862, and published on pp. 267-270 of its Proceedings, vol. 1 (volume dated 1865). Published also with slight modifications in *The Geologist*, 1863, pp. 204-207 under the title: On the older Parian Formation of Trinidad.

The earlier text, that of the Proceedings of the Geologists' Association is followed in the reprint given below.

*Page 267*

The Government Geologists, when in Trinidad, gave the name of Older Parian to a series of sandstones and shales extending across the island from east to west, and occupying an extent of about 97 square miles. This formation is only exposed for a short distance

Page 268

on the shores of the Gulf of Paria ; but the same formation has been found at Cumana and other places in Venezuela on the continent of South America. The few fossils found in Trinidad and in the same formation at Cumana have led to the belief that the Older Parian was probably of Neocomian age.

During a short visit to Pointe à Pierre, I obtained several fossils from the Older Parian rocks, and these fossils are the subject of the present communication.

The extreme point of the cliff at Pointe à Pierre in the Gulf of Paria is formed of a hard ferruginous sandstone, which is somewhat brittle and coarse in its structure, and contains no fossils. The dip from  $40^{\circ}$  to  $45^{\circ}$  S.

The most conspicuous among the organic remains is a *Trigonia* considered by Mr. Etheridge to be the same species as that found at Bogota, and named by D'Orbigny *Trigonia subcrenulata*\*. Of this fossil I found one entire specimen and several disunited valves.

Mr. Etheridge notices the entire absence of Cephalopoda in the collections made by the geologists when here, stating that the want of such fossils prevented a comparison with the strata at Bogota and other parts of South America.† I have obtained a specimen of *Belemnites* from Point à Pierre, so very imperfect and worn, however, that it is difficult to ascertain to what section of the genus of Cephalopoda it belongs. If, however, it belongs, as seems probable, to the sub-section *Acuarii* of Bronn's section *Acvli*, it furnishes additional evidence of the correctness of Mr. Etheridge's determination of the age of the strata exhibited at Pointe à Pierre as Neocomian. The presence of the Belemnite is at once a proof of the Mesozoic age of the older Parian group ; and, as the genus is not found above the Gault, we must consider the Pointe à Pierre deposits as older than the true Chalk.

Numerous fragments of an Oyster, somewhat like *Ostrea carinata* of the Lower Greensand, are found with the *Trigonia*. At the same locality I have found Oysters referable perhaps to two other species. One of these is somewhat like the recent *Ostrea edulis*, and in one of my specimens the markings of the hinge-cartilage are well shown.

\* Geological Survey of Trinidad, p. 163.

† Ibid., and Quarterly Journal of the Geological Society, vol. xvi, p. 465.

Page 279

I have also found a single valve of a deeply sulcated species of *Avicula*. This is small, and the sulci, though deep, are not more than five or six in number. It was probably a young shell.

Gasteropoda are represented among the fossils from Pointe à Pierre; but the specimens are generally so imperfect as to render the determination of their relationships difficult. A cast in my possession, upwards of two inches in length from the apex to the peristome, seems to be of a naticoid type. Another cast which has some shelly matter remaining on it may be either a *Trochus* or a *Pleurotomaria*, probably the latter; but the aperture is not perfect enough for identification.

All the fossils I have yet been able to obtain from Pointe à Pierre have been from the beach. They seem to have been washed out from the strata in which they were originally deposited and intermingled with the alluvium of a little hollow in which stand the old works of the Bon Accord Estate. They are consequently much worn; and it is hardly possible to ascertain from what portion of the group they have been derived. Were quarries opened in the adjoining hills this might be decided. The *Trigonia* and Oysters are tolerably well preserved as far as their structure goes, but the shells of the Gasteropoda have nearly or entirely disappeared, leaving only casts. The thick and massive character of the shells is worth notice, and it prevails alike in all the specimens in which the shell is preserved.

From what I have said, it will be seen that the evidence of the age of the Older Parian formation is in favor of Mr. Etheridge's view.\* Until, however, more fossils can be obtained, and their position in the formation better determined, it will be as well to leave the precise age of the formation an open question. The interest attaching to the point is not confined to Trinidad, as the Older Parian is developed on the main land of South America, at Cumana and other places; and therefore it is to be hoped that on further search more fossils will be discovered.

The following is a list of the fossils found in the Older Parian strata at Cumana and in Trinidad:—

\* Geological Survey of Trinidad, p. 162.

## Page 270

<i>Belemnites.</i>	<i>Cythera.*</i>
<i>Cerithium.</i>	<i>Cardium.</i>
<i>Turritella.</i>	<i>Arca.</i>
<i>Natica?</i>	<i>Avicula.</i>
<i>Pleurotomaria?</i>	<i>Ostrea Couloni.</i>
<i>Pteroceras.</i>	<i>Ostrea, 2 or 3 sp.</i>
<i>Trigonia subcrenulata.</i>	<i>Echinus.</i>

---

\*Not mentioned in the foregoing paper. The specimen is a single valve, 2½ inches long and 2 inches in height, with well-marked concentric lines of growth.

## PAPER No. 2

ON THE OCCURRENCE OF FORAMINIFERA IN THE  
TERTIARY BEDS AT SAN FERNANDO, TRINIDAD

Read before the "Scientific Association, 1863".

Printed in the *Transactions of the Scientific Association of Trinidad, 1863-66, Port-of-Spain*, vol. 1, dated 1866.

Also published with slightly different wording in *The Geologist*, 1863, p. 159, under the title: On some Foraminifera from the Tertiaries of Trinidad.

The "Scientific Association's version is herewith followed.

## Page 11

At page 38 of the "Report on the Geology of Trinidad" is given a representation of a remarkable stratum of Asphaltic rock. This stratum is nearly vertical and projects from the cliff to some little distance in the waters of the Gulf, seeming to possess greater coherence and therefore resisting better the encroachment of the waves than the remaining portions of the cliff. Upon a close examination, the vertical mass is found to consist chiefly of the shells of *Nummulites* and *Orbitoides*, two genera of Foraminifera whose remains, as is well known to Geologists and Palæontologists, form in various parts of the world thick masses of rock; the *Orbitoides* being generally characteristic of the Eocene period in the Western hemisphere, while the *Nummulites* are regarded as indicative of the Middle Eocene in Europe and Asia. Here, however, we find the remains of both these genera associated in strata of supposed Miocene age.\* *Nummulites* is regarded as a strictly Tertiary form of Rhizopod, while *Orbitoides* has been found in the Chalk or upper Mesozoic deposits as well as in the Lower Tertiary formations.

Of the *Orbitoides*, vast numbers exist in the San Fernando Tertiaries. They are found both in the gypseous marls and in the asphaltic portions of the group. In the marls they chiefly occur in the nodular concretions and in the indurated veins and layers. In the singular mass of rock figured by Wall and Sawkins the *Orbitoides* seem to form the greater part of its bulk. They are not referable to any species of which I have seen figures. The *Nummulites* found in the same deposit belong to the sinuo-radiate group.

\*Report on the Geology of Trinidad, pp. 35, 161, 164.

When a portion of the rock is submitted to heat and the asphalté thus driven off, the *Nummulites* generally fall into two pieces, each of which, presents a good transverse section of the shell, showing very plainly the internal structure. Were it not for this curious circumstance it would have been difficult to have obtained sections of these shells, as owing to their fragility they would scarcely bear the process of grinding down however delicately conducted.

Some specimens of *Bryozoa* have occurred among the *Orbitoides*, but I have not succeeded in detaching a specimen. They are so brittle that the most careful manipulation is insufficient to prevent them from falling to powder under the hand of the operator. I have not detected any other organic remains in the same bed as the *Orbitoides* and *Nummulites*; but both above and below it are found tertiary fossils probably not of more recent date than the Miocene age. I hope to be able to present my observations respecting those fossils in a collected form at some future time. Suffice it to say for the present that the evidence derived from them does not, so far as I yet know, militate against the presumption of the Middle Tertiary origin of the deposits in question. We know too little of the Tertiaries of this part of the world to be able to pronounce a more decided opinion; but should the supposition of the Miocene age of this group be shown to be well founded, we should have here the remarkable phenomenon of the association of an Old-World with a New World form of Lower Tertiary Rhizopod in a deposit of Middle Tertiary age. It would be very possible in that case that the homotaxical representatives in Europe of the deposits at San Fernando may be found amongst the lowest members of the Miocene group. But this observation must not be taken to apply to those portions of the Tertiaries which are found further inland, at Jordan Hill, St. Croix, and Montserrat, for instance. The fossils from those places, as well as those from Manzanilla, and other parts of the East coast of Trinidad, seem to me to belong to a later date.

P. S.—Since writing the above, I have observed in the Quarterly Journal of the Geological Society, an account of the association of *Nummulina* with *Orbitoides* in some Tertiary beds in the Island of Jamaica. It seems to me very probable that these *Nummulina* and *Orbitoides* are identical with those found at San Fernando. (Quart. Journ. Geol. Soc., vol. 19, p. 514.) The paper referred to contains valuable remarks on the affinities of the Foraminifera mentioned.



## PAPER NO. 3

ON LATER TERTIARY DEPOSITS AT MATURA ON  
THE EAST COAST OF TRINIDAD

Read to the Scientific Association, Nov. 8, 1864.

Published in the *Transactions of the Scientific Association of Trinidad* for that year, p. 33-43. Republished with slight changes in the *Geological Magazine*, vol. 2, pp. 256-261 under the title: On some deposits of Late Tertiary age at Matura on the East Coast of Trinidad. Dated, August, 1864.

The Association's version is given below.

*Page 33*

In the map appended to the "Report on the Geology of Trinidad" we find the principal coal-bearing strata of the island indicated by a more or less irregular band of dark color stretching from Chaguanas, Couva, and Savonetta on the western or Parian coast to Manzanilla on the eastern or Atlantic side. To the north of this band lies a sterile region of detrital matter, chiefly silicious, marked in the map by yellow with red spots. I wish to draw attention more particularly to that part of this latter formation which lies on the eastern coast between the river Matura and Saline Bay.

On approaching Matura from Valencia, after having crossed the Oropouche River, an evident change for the better is observable in the nature of the soil; for instead of the intensely sterile and hungry quartzose sand and white clays which form the principal part of the detrital series, we find that a portion of calcareous matter has mingled with the earth and rendered it somewhat more suitable for agriculture. This calcareous matter seems to have been derived from underlying beds which would

## Page 34

probably be classified as belonging to the "upper part of the Newer Parian" of the Government Geologists. These beds are composed, in part, at least, of a dark-colored and fine-grained calcareous sandstone containing an abundance of small shells. No great extent of these beds is exposed; but near the Rincon, a natural savana bordering on Matura Bay, the erosion caused by a small stream and the wasting action of the sea have brought into view a fossiliferous bed, the organic remains from which may probably give us an insight into the question of the age of the stratum, and may even lead ultimately to a knowledge of some of the physical phenomena which succeeded to the deposition of the earlier tertiaries of the island.

## 2.—Organic Remains.

The fossils found by me in the beds alluded to in the foregoing section amount in number to more than ninety species, and have close relationships with the recent fauna, with that of the post-pliocene deposits of the Antilles (Barbados, &c.), and with that of the other tertiaries of this island. As respects the two former cases, I have been able for the most part to compare specimens, but in regard to the New Parian fossils I have not been able to obtain such full information as is desirable. The indications furnished in the Appendix to the Geological Report are very meagre;\* and after a lengthened but nevertheless somewhat unsatisfactory examination of the Matura fossils, I have drawn up the following list:—

† Fusus sp.	.. .. .	R
<i>Fusus canaliculata Lam.</i> sp.	.. .. .	
† " sp.	.. .. .	
* Murex sp.	.. .. .	R
<i>Nassa incrassata? Müll.</i>	.. .. .	
<i>Buccinum clausiforme? Kien.</i>	.. .. .	
* <i>Terebra succinta Gmel.</i>	.. .. .	R
* <i>Columbella</i> sp.	.. .. .	

\*Report on the Geology of Trinidad, pp. 161-166.

## Page 35

†	Columbella sp.	..	..	..	R
	Fossarus costatus? <i>Brocchi</i>	..	..	..	R
*	Oliva oryza <i>Lam.</i>	..	..	..	VN
*	Conus verulosus <i>Brug.</i>	..	..	..	
	Pleurotoma sinuosa <i>Mout.</i>	..	..	..	
*	“ fusca? <i>Gray</i>	..	..	..	
	“ virgo? <i>Lam.</i>	..	..	..	
	“ nodifera? <i>Lam.</i>	..	..	..	
†	“ sp.	..	..	..	
	Daphnella sicula <i>Reeve</i>	..	..	..	
*	Volvaria catenata? <i>Mont.</i> sp.	..	..	..	N
*	Persicula sp.	..	..	..	
*	Marginella cærulescens <i>Lam.</i>	..	..	..	
†	“ sp.	..	..	..	
*	Erato sp.	..	..	..	
*	Natica straminea <i>Recluz</i>	..	..	..	
†	Odostomia sp.	..	..	..	R
†	Chemnitzia sp.	..	..	..	
*	Eulima polita <i>Lin.</i>	..	..	..	
*	Cerithiopsis sp.	..	..	..	
*	“ subulatum <i>Mont</i>	..	..	..	
	Triphoris ventricosus <i>Gmel.</i>	..	..	..	
	Leiostraca acuta <i>Sow.</i>	..	..	..	
*	Scalaria pyramidails <i>Sow.</i>	..	..	..	
*	Turritella imbricata <i>Lin.</i>	..	..	..	
†	“ sp.	..	..	..	
*	Cæcum pulchellum	..	..	..	
	Vermetus royanus <i>d' Orb.</i>	..	..	..	
*	“ lumbricalis <i>Lin.</i>	..	..	..	N
*	Siphonium decussatum <i>Gmel.</i>	..	..	..	
	Trochus granulatus <i>Born</i>	..	..	..	
*	“ sp.	..	..	..	R
*	Sigaretus delessertii <i>Chenu</i>	..	..	..	R
†	Adeorbis sp.	..	..	..	R
†	“ sp.	..	..	..	R
†	“ ? sp.	..	..	..	R
*	Fissurella pileola <i>Dil.</i>	..	..	..	
*	Crepidula aculeata <i>Lam.</i>	..	..	..	
	Calyptrea (Crucibulum?) albida?	..	..	..	
	Crucibulum striatum <i>Say.</i>	..	..	..	N
	“ tubifer <i>Sow.</i>	..	..	..	N

Page 36

* Dentalium apicinum <i>Lam.</i>	.. ..	N
* " entalis <i>Lin</i>	.. ..	
Chiton sp.	.. ..	R
* Tornatina olivula	.. ..	N
* Bulla striata <i>Brug.</i>	.. ..	
* Physa ancillaria <i>Say</i>	.. ..	R
* Planorbis sp.	.. ..	R
Ostrea cucullata <i>Born</i>	.. ..	
" " ? <i>var. terebratuliformis</i>	.. ..	R
Pecten nucleus? <i>Born</i>	.. ..	
* Modiola sulcata <i>Lam.</i>	.. ..	
* Arca noë <i>Lin.</i>	.. ..	N
* " solida <i>Sow.</i>	.. ..	N
* " donaciformis <i>Rceve</i>	.. ..	
* " sp.	.. ..	
† " sp.	.. ..	
* Pectunculus decussata <i>Chemn.</i>	.. ..	
Nucula similis? <i>Sow.</i>	.. ..	
† " sp.	.. ..	
* Leda eburnea? <i>Sow.</i>	.. ..	
* Chama macrophylla <i>Chemn.</i>	.. ..	
* Cardium isocardium <i>Lin.</i>	.. ..	
† " (Papyridea) sp.	.. ..	VN
" obovale <i>Sow.</i>	.. ..	N
* Lucina squamosa <i>Lam.</i>	.. ..	
† Diplodonta? sp.	.. ..	
* Strigilla carnaria <i>Lin.</i>	.. ..	N
* Astarte (Gouldia) martinicensis <i>d' Orb.</i>	.. ..	VN
* Venus pectorina <i>Lam.</i>	.. ..	N
* " cingenda <i>Dil.</i>	.. ..	
* " macrodon <i>Desh.</i>	.. ..	
† Cytherea sp	.. ..	R
* Trigona mactroides <i>Chemn.</i>	.. ..	
† Tapes sp.	.. ..	R
* Mactra turgida <i>Gmel.</i>	.. ..	
† " ? sp.	.. ..	R
Donax fabagella <i>Lam.</i>	.. ..	
* " striata <i>Lin.</i>	.. ..	
* Tellina acuta <i>Wood</i>	.. ..	R
* Corbula pygmaea <i>Hanley</i>	.. ..	VN
* " bicarinata <i>Sow.</i>	.. ..	VN

## Page 37

Corbula pisum ? <i>Sow.</i>	..	..	..	
* <i>Gastrochæna ovata Sow.</i>	..	..	..	
* <i>Pholadidea calva Gray</i>	..	..	..	
† <i>Lunulites sp.</i>	..	..	..	VN
<i>Cellaria salicornia Pallas</i>	..	..	..	R
† ? <i>Discopora sp.</i>	..	..	..	
? <i>Eschara sp.</i>	..	..	..	

(VN. very numerous. N. numerous. R. Rare.)

In addition the fossils enumerated in the foregoing list there are a few small bones, probably of fishes, and a single tooth has come to light. Crustacea are represented by *Balani* and by fragments of brachyurous decapoda. There are also a few spines and fragments of echinoderms.

The shells marked \* in the preceding list are known to me by recent examples to be still existing in neighboring seas. Those marked † are species unknown to me either from published works or specimens.—*Ostrea cucullata* is, I believe, a shell of the eastern seas.—*Cardium (Papyridea)*. This is not the recent *C. (Papyridea) ringiculum*; it is however allied to that species, but much smaller and thicker.

It will be observed that there are 27 species known as existing in contiguous waters out of a total number of 56 gasteropoda, including 2 freshwater shells and 2 opisto branches. Then 16 of the remainder, if not found in the surrounding seas, are probably existing elsewhere. To two of these I have assigned the names *Nassa incrassata* and *Trochus granulatus*, on account of their resemblance to the European species of those names, but at the same time with much hesitation. The proportion of recent species thus arrived at is nearly 80 per cent.; or 20 per cent. of unknown and extinct species, but making due allowance for imperfect knowledge, there would probably remain at least 10 per cent. of extinct species of Gasteropoda.

With regard to the Conchifera, the proportions are nearly the same. There are 22 species out of the total of 36 which are certainly known to me to exist in con-

Page 38

tiguous seas. To this number may be added 4 species, some of which probably exist elsewhere. *Nucula similis* and *Corbula pisum* are species of the European Eocene. I can detect no difference between the Matura examples and the English species, but some doubt of course rests on the determination, owing to the distance both of locality and of time. I think, from what has been stated, that we may consider it moderately safe to infer, that of the fossil mollusca of the Matura deposit there is a percentage of at least 10 extinct species. This would bring the deposit within the Pliocene period according to the classification of Lyell\*, and in searching for European equivalents, we should probably find that the glacial deposits of Europe present the closest analogies with the Matura beds.

I may remark, by the way, that the fact has not practically been overlooked by Geologists that even where all the species are recent, yet if some of them are only found in distant seas and existing under different climatal conditions to those obtaining in the localities where such species are found fossil, the differences between the recent and fossil faunæ mark a real progress in geological time, and entitle the strata from which the fossils are obtained to a distinctive name. The Matura deposits are however less remarkable in this respect than in regard to the small size of the shells found in them, a point which will be dwelt upon in the following sections of this paper.

3.—*Conditions of Deposit.*

I shall now proceed to consider the conditions under which the present deposit was formed. It is probable from the sandy nature of the beds, that they were not thrown down at any very great distance from land : while it is evident that it could not have been in the form of a beach that the deposit was accumulated. The shells are many of them too fragile to have withstood the attrition which accompanies exposure on a

\* Lyell, Manual of Elementary Geology, 5 ed. p. 105, and Supplement, p. 13.

Page 39

beach. We must look, therefore, for a condition intermediate between the two as probably the nearest to the truth. And we find that the fauna is one which would suit a depth of from twenty to fifty fathoms. On those tropical beaches where univalves predominate, we have *Litorinæ*, *Patella*, and *Nerita*. None of these are represented in the Matura beds. On the other hand, on those long stretches of seabeach in the tropics where the molluscan fauna is chiefly bivalve, we find *Maetra turgida*, *M. carinata*, *Trigona mactroides*, *Donax denticulata*, *D. striata*, and more rarely *Venus granulata*, *Cytherea dione*, and a few Tellens. In the deposits at Matura we have, however, shells characteristic of a certain depth of water : such as *Terebra*, *Oliva*, *Marginella*, *Conus*, *Erato*, *Chemnitzia*, *Eulima*, *Odostomia*, *Cœcum*, *Dentalium*, &c., &c., and several of the *Conchifera*. The only strictly littoral gasteropod in this collection, viz., *Chiton*, is represented by a solitary plate. As to the two freshwater species, each of which is represented by a single example, they may have been borne out on floating wood or otherwise, from some stream of the neighbouring land.

The comparative numbers of the individuals of each species found in the fossil and recent condition is another matter which deserves some consideration, though I fear I cannot make many observations of a complete and accurate nature on that head. The little rice snell, *Oliva oryza*, seems to have been almost as common during the deposition of the Matura beds as at present ; while the *Astarte* (*Gouldia martinicensis*) is much more rare now than it would appear to have been formerly. This small shell occurs in immense numbers in the Matura deposit. *Corbula pygmæa* is not quite so numerous represented. The latter is by no means rare in some localities at the present day, but it is second only to the *Astarte* before mentioned in point of numbers in the Matura deposits.

Page 70

4.—*Climate of the period of deposition.*

Bearing in mind what has been said respecting the proportion of recent and extinct species, it will appear that these deposits probably belong to an epoch not far removed from that of the glacial and preglacial beds of Europe.

But the extremely small size of the fossils found at Matura is one of the most remarkable features of the deposit. Even where the shells belong to recent types of average size, the fossil representatives are almost invariably dwarfed. There are only one or two exceptions to this rule, e. g. *Cardium isocardium*, *Turritella imbricata* and *Bulla striata*, which attain an ordinary but not a large growth.

When the fossils belong to recent types of small size and arctic genera, they are not smaller than their living representatives. As examples of this, I may cite *Astarte (Gouldia) martinicensis*, the *Corbulæ*, the *Leda*, and the *Nuculæ*.

I have been led from a consideration of the above facts to enquire whether the refrigeration caused by the extension of glacial action southwards during the newer Pliocene period may not have affected lands situated so far south and so near the equator as Trinidad. And it must be confessed, considering the general aspect of the organic remains from the Matura beds, their small size, and the probable contemporaneity of the period of their deposition with the glacial epoch in Europe and North America, that there is some likelihood that glacial influences had a share in the modification of the fauna of the Matura beds. The influence of climate seems to show itself in the numerical preponderance of individuals belonging to species of arctic or northern types, and in the diminutive size generally of the shells rather than in the presence of arctic species.

5.—*Relations with other Deposits.*

Several of the species found in the Matura beds are identical with those occurring in the Tamana series,



*Page 41*

and there are also specific affinities with the other tertiaries of the Island, as mentioned in Sec. 2. But it does not seem, from the lists\* given by the Geological Survey, that there is, anywhere, as far as has been discovered, the same assemblage of species. The number of recent forms in the beds under consideration forbids us however to assign an older date than the "upper part of the New Parian" to them; and further, the shells from the deposits described in the Geological Report do not possess that feature of diminutiveness which is so remarkable in the Matura fossils. The ark found so abundantly in most of the Tertiary deposits of this Island (*Arca incongrua*) seems to be absent from the Matura beds. Further researches will be required to show how far some of the species of arctic types now existing in the West Indian seas may have commenced their existence in the tropics from the date of the supposed glacial influence.

There is a ferruginous conglomerate at Saline Bay, some little distance north of the Matura deposit, which may possibly belong to the same period as the latter; but it seems to be unfossiliferous.

#### *6.—Concluding Remarks.*

The facts relative to the Matura Deposits may be of great interest and importance when our knowledge shall have been far enough advanced to enable us to pronounce with some degree of certainty on the physical changes of this part of South America in late geological epochs. There is a great deal to be done in this respect. Before any set of conclusions can be established firmly, the observations on which they have been founded must be confirmed by prolonged investigation. There is, however, an interest of its own attaching to the exploration of our later tertiaries, and with regard to the Matura deposit, I may quote the very apposite remark of Mr. Smith, of Jordanhill, "as it belongs to one of the first steps in the descending series, every circum-

\*Report on the Geology of Trinidad p. 163-6.

*Page 42*

“stance connected with it should be carefully observed  
“and recorded, that researches into the more ancient  
“formations may be conducted with greater success ;” \*  
and in addition, it is probable that important inferences  
with respect to the climate of the earth in former  
epochs may flow from comparisons such as those at-  
tempted in the present paper.

I shall conclude with a few remarks in connexion with  
the possibility of a colder climate having prevailed in  
the West Indies during the newer pliocene period. It  
is known that species of cryptogamous plants found in  
the arctic regions have been discovered on mountains in  
the torrid zone. Plants indigenous to Lapland have  
been observed on the Peak of Teneriffe and on the Blue  
Mountains in Jamaica. Similar facts have been noticed  
relative to the Andes.† It remains to be seen how far  
those phenomena are attributable to the former preva-  
lence of colder climates over larger portions of the  
earth's surface. It is possible that the plants referred  
to may have first appeared within the tropics during a  
period when the climate was colder than at present, and  
that when the conditions of temperature become altered  
these plants receded from the lowlands, ultimately oc-  
cupying only the higher summits of mountains. There  
is however nothing to show that the climate of the torrid  
zone was ever such that ice could have been present in  
any great quantity.

The idea of those alterations in the climate of the  
earth, which are admitted on all hands to have taken  
place, having been widely spread, is not now brought  
forward for the first time, and hypotheses in explanation  
have been suggested by various observers. There may  
even have been more than one period of comparative  
coldness, and the phenomena may have recurred ac-  
cording to definite and fixed laws.‡ Again, the climates  
of the globe might have been such, that while the  
southern hemisphere was enjoying more than an average

\* Smith, *Post-Tertiary Geology*, page 5.

† Humboldt, *Travels*, (Bohn's ed. 1852), vol. 1, p. 115.

‡ Page, *Past and Present Life of the Globe*, p. 190.

*Page 13*

share of warmth, the climate of the northern portions of the globe was in a corresponding degree colder, and *vice versa*. But to do more than merely to allude to what has been brought forward on these subjects is beyond the scope of a paper like the present.

In the above paper I have confined myself to a very few remarks on those species of the mollusca from the Matura beds which are probably new. I have done so because I do not yet feel justified in publishing new specific names. Means of reference either to Museums or to published works there are none in this Island. Our public library scarcely possesses any but the most elementary works on Natural Science.\* It is however but fair to state that the Governors of the Colony have not always been indifferent to the claims of science; and it may be hoped that the time is not far distant when some efforts will be made for the institution of a local Museum and of a Scientific Library in connection therewith.

---

\* See Crüger in Geological Report on Trinidad, p. 176

## PAPER No. 4

*ON THE TERTIARY FOSSILS OF THE WEST INDIES  
WITH ESPECIAL REFERENCE TO THE CLASSI-  
FICATION OF THE KAINOZOIC ROCKS  
OF TRINIDAD*

Read before the Scientific Association, July 9, 1867, and appearing in Part III of the Proceedings of the Scientific Association of Trinidad, Dec. 1867, pp. 145-176.

*Page 145*

The desire to know something of the constitution and history of the earth we live upon has always held a place in

*Page 176*

the human breast and we find the earliest philosophers hazarding speculations upon the subject. This desire is quite natural, and forms a part of the thirst after knowledge which is one of the attributes of human beings.

Leaving on one side the more or less fanciful geology and cosmogony of the ancients, we find that the first developments of geological science were chiefly confined to the study of the mineralogical and petrological features of the earth. The first rude classification of rocks rose out of this study; and the principles upon which that classification were based have held sway for a very long time over geological science. Accordingly we find that the first attempts to classify the rocks of the Caribbean area were made upon old principles. Nearly every traveller to the West-Indies and equinoctial America has had something to say upon the physical structure of this part of the globe. The illustrious Humboldt, in his *Personal Narrative* and his *Political Essay on the Island of Cuba*, presents us with his observations on the Geology of Venezuela and Cuba. He noticed the fossiliferous rocks of Cumana, and put the query whether any of their organic contents were identical with existing species in the adjoining seas; a query answered by me in my paper on the Relations of the Tertiary Formations of the West Indies.

Among the more noteworthy of Humboldt's successors in this field I may mention the names of Dauxion Lavaysée, St. Claire Deville, Nugent, and De la Beche, who have written upon the geology of Trinidad, Tobago, Jamaica and other islands.

It was not however until the science of Paleontology arose that Geology was evolved from the chaos in which it had lain previously to the beginning of the present century.

*Page 147*

By degrees, as the natural sciences advanced, it became more and more clear that the true means of classifying the rocks which form the earth's crust, and which are therefore the only one accessible to our observation, was by the study of their imbedded organic remains. It is not within the limits of this paper, devoted as it is solely to West Indian geology and especially to that of our own island, to detail or even glance at the various steps by which the progress of geology was facilitated by the advance of paleontological knowledge. I shall therefore pass on at once to the first notices of fossils found in the West Indies. Moreau de Jonnés\* appears to have been one of the first to observe such objects. Humboldt, as I have already mentioned, had noticed the fossils of Cuba and Venezuela. Duchassaing, a medical practitioner in St. Thomas, collected and determined the fossils of Guadeloupe, and with the assistance of Michelin published the results in the "Bulletin" of the Geological Society of France. Other collections were made by Nugent and others; but our first real knowledge of the Caribean tertiary fauna is due to Colonel Heneken, who was engaged in military operations in Haiti in the year 1849. The collection of fossils made by him was examined and described by Mr. Carrick Moore and the results published in the Journal of the Geological Society. Fortunately for West-Indian geology this series of remains was in very fine preservation, and it was therefore easy to compare them with the beautiful fossils of Bordeaux, Dax, and Vienna, their European analogues. The fossil molluska of the miocene beds of Haiti have consequently served as a standard for ascertaining the relative age of the tertiaries of the West-Indies.

\* Histoire Physique des Antilles françaises.

*Page 148*

The next important step in our knowledge of the geology of the islands was the commencement of the Government Geological Survey; the island first examined being Trinidad. The determination of the tertiary rocks of the island was based upon what had been previously published by Mr. Carrick Moore. But the classification thus arrived at was imperfect. This fault was in great measure due no doubt to the very little attention paid to the fossils; the object of the survey being principally economic and practical geology. Still, a useful warning may be drawn from this, as to the impossibility of obtaining correct views without the aid of the higher sciences.

The greatest share of the verification of the Caribbean Miocene fell to the lot of Dr. Duncan, who described the rich series of fossil corals from the tertiary beds of Antigua, Jamaica, Haiti and other islands. Dr. Duncan's elaborate and highly successful investigations enabled him to confirm the previous generalizations on the age of the Caribbean Miocene, and to perceive and illustrate the applicability of the theory of the migration of organized beings to the case in question. His researches tended to give a greater degree of probability to the hypothesis of the tertiary Atlantis on which Heer had labored, and to the support of which the arguments of Forbes, Godwin-Austen and Darwin had lent such force.

The next advance in West-Indian geology was due to the zeal and industry of Mr. Barrett, Director of the Geological Survey of the West-Indies. That naturalist collected a fine series of remains from the Jamaican tertiaries; but before he could describe them he lost his life in diving for those living organisms a knowledge of which was necessary to enable him to judge accurately as to the true nature of

*Page 149*

the fossil species. Having temporarily taken Mr. Barrett's place in Jamaica, Mr. Wall, in conjunction with Dr. Duncan, communicated a very important notice of the geology of that island to the Geological Society. That communication embodied descriptions and figures of many of the fossil corals of Jamaica.

The remains collected by Mr. Barrett in Jamaica having been deposited in the British Museum, were examined by Mr. Carrick Moore, who communicated in 1863 a notice of them to the Geological Society. In 1865, being then in London, I undertook at the request of Mr. Woodward the description of these fossils, for which I had been prepared by several years study of the fossils and recent shells of the West-Indies, and at the same time I described and enumerated other fossil molluska and echinoderms from the West-Indies, including Trinidad. Subsequently I communicated to the Geological Society a resumé of what was known of the geology and paleontology of the tertiary formations of the West Indies, enumerating the fossils and describing such new species as were accessible to me.\*

It will of course be understood that the present paper relates to the tertiary geology only of Trinidad and the Caribbean area. But by way of parenthesis I may allude to the secondary rocks of Trinidad, the conclusions as to which have been based upon the researches of Boussingault, Rœmer, Karsten, Lea, Von Buch, d'Orbigny, &c. On this subject I have published a paper in the "Geologist." The cretaceous rocks of Jamaica have been treated of by Barrett and Woodward, and the latter has described from that

---

\* This paper contains references to most of the published works on West-Indian Geology, and to it therefore I would refer those desirous of working at the subject. It was published in the 22nd vol. of the Quarterly Journal of the Geological Society. London 1866.



Page 150

formation a new genus of shells under the name of *Barettia*. Some corals have also been enumerated by Dr. Duncan.

§2. *The Atlantis Theory.*

My present limits will not admit of my going at any great length into the conclusions arrived at from the researches which have been made into the geology of the West Indies. After having therefore briefly touched upon some of the points alluded to in the first part of this paper I shall conclude with a list of the species of the molluska, articulata, echinodermata and protozoa described from the tertiary rocks, showing in what localities the species are found. The columns of the table are arranged in the presumed order of the antiquity of the deposits occurring in the localities.

The most remarkable perhaps of the results of the investigations referred to in the close alliance exhibited between the fauna of the Caribbean miocene and that of the European beds of Malta, Bordeaux, Dax, Vienna, and Piedmont, and with the existing fauna of the Eastern Seas. According to the ideas entertained by the most advanced naturalists of the present day, this close alliance must be accounted for by a migration of species accompanied by a modification of their forms. But as land is as necessary for the migration of most marine animals as it is for terrestrial beings it follows that there must have been land on areas now occupied by the ocean.

Heer had advocated the theory of a miocene atlantis, basing his conclusions on his investigations of the miocene flora of Switzerland. That flora exhibits a remarkable

*Page 151*

analogy with that now existing in the Southern United States of North America. But there was a part of it which was also allied to eastern Asiatic forms ; and Professor Oliver hence endeavored to show that it was more probable that the plants had migrated by way of Eastern Asia to the miocene regions of Europe. Though I am of opinion, and though I have endeavoured to prove in my papers on West Indian geology, that Professor Oliver's hypothesis is scarcely the most probable, I am glad that his very able essay will still be of great service ; for the data given by him are really as much to the point if we assume a migration towards the East, a proposition which is indeed far more tenable on physical grounds, though at first sight apparently not so, on account of the great depth and width of the Atlantic which makes us recoil from the idea of a land connection between the shores of the Atlantic, so lately, speaking geologically, as the period in question, that of the upper miocene. This latter argument seems to have weighed very strongly with Sir Charles Lyell who, in the 6th edition of his *Elements of Geology*, devotes several pages to a close examination of this question. These learned gentlemen seem to have overlooked the fact that the European miocene flora is extinct, whilst that of North America, Japan, &c., is living, and that, as Mr. Hamilton has remarked, it is not possible that a migration should take place from a living to an extinct flora.

At first sight this difficulty seems to be removed by the researches of Lesquereux and Newbery who have shown that the Eocene flora of North America is closely allied to that of the Miocene of Europe. But this argument, though available for either hypothesis, bears much more strongly

Page 152

in favor of the Atlantis theory, providing it be admitted that the Atlantis was pre-miocene.

In the last volume (the 22nd) of the Quarterly Journal of the Geological Society. I have given the arguments upon which I base my views as to the Atlantis hypothesis; and as no one has yet shown those views to be untenable, I shall now only briefly state that my conclusions, derived from a careful study of all the evidence, are that the Atlantis continent was most likely pre-miocene, and that during the miocene period probably only the higher summits of the land remained as coral islands, much as in the existing Pacific Ocean. This view is strongly supported by the evidence before referred to, which has been brought forward by Forbes and Godwin-Austen, and which has been concurred in by Darwin, and further supported by Dr. Duncan's investigations.

The migration then of organized beings during the miocene period, as indicated by the alliances of the fossil and recent animal and plants, was probably from meridional America across the Atlantic and through North Africa and South Europe to the East Indies.

---

§3. *The Classification of the Tertiary Rocks of Trinidad.*

The researches which have been made into the paleontology of the tertiary strata of Trinidad enable me to offer an improved classification of these rocks. At the same time I must state that my opportunities have not sufficed for a satisfactory determination of all the beds included by Messrs. Wall and Sawkins in the Tamana Series nor of those composing the Naparima Marls. Neither have I been able to investigate the relationships of either the Moruga or the

Page 153

Nariva Series. The want of specific determinations of the fossils procured by the Geological Survey renders it difficult for me to establish any comparison between the fauna of the deposits referred to and those of the Manzanilla and San Fernando beds on the one hand. Consequently I cannot be quite sure that I am correct in my classification of the Moruga and Tamana beds.

I propose that the names Newer Parian and Older Parian applied by the Geological Survey should be dropped. The Newer Parian includes the whole of the tertiary formations older than the postpliocene detrital series, whilst the term Older Parian was given to the lower cretaceous strata. These latter may retain the local name of Pointe à Pierre Beds, their geological age being probably neocomian.

*Classification of the Tertiaries of Trinidad, in descending Order,  
with some of the Deposits in the other West Indian  
Islands, &c.*

Trinidad.

Antilles, &c.

I. POSTPLIOCENE.

- |    |   |  |
|----|---|--|
| a. | Unstratified detritus, al-<br>vial accumulations of re-<br>cent date, &c. | Terrains à Galibis of Guade-<br>loupe. Detrital and re-<br>cent formations in many of<br>the Antilles. |
| b. | Stratified detritus.  |  |

II. PLOCENE.

- |    |          |   |
|----|----------|---|
| a. | Wanting. | Newer Pliocene Beds of Bar-<br>bados and the Antilles<br>containing recent species<br>only. |
|----|----------|---|

*Page 151*

- b. Matura Beds, with 10 or 15 per cent. of extinct species.

### III. UPPER MIOCENE.

- a. Moruga Series.
- b. Jordan-Hill and St. Croix Tertiaries of Cumana, Barbuda, Jamaica, Haiti, Anguilla, Antigua, Scotland formation of Barbados, &c.)
- c. Savonetta Beds (Caroni Series).

### IV. LOWER MIOCENE.

- a. Manzanilla Beds (Tama- ? Terebratula beds of Guadeloupe.)
- b. San Fernando beds. "Isolated Rock" in Scotland formation of Barbados.

---



Page 156

	Recent		Upper Miocene						Lower Miocene		Additional Tertiary Localities
	Matura-Pliocene	Cumana	Barbuda	{ Caroni Series Trinidad	Jamaica	Haiti	Anguilla	Manzanilla Trinidad	San Fernando Trinidad		
<i>Aclis helecte-</i> <i>roides</i> n. sp.	..	I	..	..	..	..	..	..	..		
<i>Natica canrena</i> Linn.	I	I	..	..	..	..	..	..	..		
<i>sulcata</i> Born	I	..	I	..	..	I	I	..	..		
<i>phasianelloi-</i> <i>des</i> d'Orb.	..	..	..	..	..	I	I	I	..	I	
<i>subclausa</i> Sow.	..	..	..	..	..	I	I	..	..	..	
<i>Sigaretus de-</i> <i>pressus</i> Phil.	I	I	..	..	..	..	..	..	..	..	
<i>Turritella im-</i> <i>bricata</i> Linn.	I	I	..	..	..	..	..	..	..	..	
<i>tornata</i> Guppy	..	..	I	..	..	I	I	..	..	..	
<i>planigyrate</i> n. sp.	..	..	..	..	I	..	..	..	..	..	
<i>Vermetus pa-</i> <i>pulosus</i> Gupp	..	..	..	..	..	I	I	..	..	..	
<i>lumbricalis</i> L.	I	I	..	..	..	..	..	..	..	..	
<i>trilineatus</i> n. sp.	I	..	..	..	..	..	..	..	..	..	
<i>Petalocochus</i> <i>sculpturatus</i> Lea.	..	..	..	..	I	..	I	..	..	..	
<i>Siphonium de-</i> <i>cussatum</i> Gml.	I	I	..	..	..	..	..	..	..	..	
<i>Natica sulcata</i> d'Orb	I	I	..	..	..	..	..	..	..	..	
<i>Triforis guttata</i> n. sp.	..	I	..	..	..	..	..	..	..	..	
<i>Cerithiopsis</i> <i>punctatum</i> Lin.	I	I	..	..	..	..	..	..	..	..	
<i>Cerithium ple-</i> <i>beium</i> Sow.	..	..	I	..	..	I	I	I	..	..	
<i>uniseriale</i> Sow.	..	..	I	..	..	..	..	..	..	..	
<i>Solarium semi-</i> <i>decussatum</i> n. sp.	..	I	..	..	..	..	..	..	..	..	

Cuba

U. States

Page 157

	Recent	Matura-Pliocene	Upper Miocene						Lower Miocene			Additional Tertiary Localities
			Cunama	Barbuda	{ Caroni Series Trinidad	Jamaica	Haiti	Anguilla	{ Manzanilla Trinidad	Sau Fernando	Trinidad	
<i>S. quadriseriatum</i> Sow.	..	..	..	..	I	I	I	I	..	..		
<i>Cancellaria</i>												
<i>Barretti</i> Gupp.	..	..	..	..	..	I	I	..	..	..		
<i>laevescens</i> Gupp.	..	..	..	..	I	I	I	..	..	..		
<i>Moorei</i> Guppy	..	..	I	..	..	I	I	..	..	..		
<i>Strombus pugilis</i> Linn.	I	..	..	..	..	I	I	I	..	..		Cuba
<i>bifrons</i> Sow.	..	..	..	..	..	..	I	..	..	..		
<i>ambiguus</i> Sow.	..	..	..	..	..	..	I	..	I	..		
<i>haitensis</i> Sow.	..	..	..	..	..	..	I	..	..	..		
<i>proximus</i> Sow.	..	..	..	..	..	..	I	..	..	..		
<i>Murex dominicensis</i> Sow.	..	..	I	..	..	I	I	..	..	..		
<i>Typhis alatus</i> Sw.	..	I	..	..	..	..	I	..	..	..		
<i>Ranella crassa</i> Dillw.	I	..	..	..	..	I	..	..	..	..		
<i>Triton variegatus</i> Lam.	I	..	..	..	..	..	I	..	..	..		
<i>femoralis</i> Linn.	I	..	..	..	..	..	I	..	..	..		
<i>gemmatus</i> Reeve	I	..	..	..	..	..	I	..	..	..		
<i>Latirus infundibulum</i> Gml.	I	..	..	..	I	I	..	..	..	..		N. America
<i>Turbinellus</i>												
<i>ovoideus</i> Kien.	I	..	..	..	I	..	I	..	..	..		
<i>validus</i> Sow.	..	..	..	..	I	..	I	..	..	..		
<i>haitensis</i> Sow.	..	..	..	..	..	..	I	..	..	..		
<i>Fasciolaria semistriata</i> Sow.	..	..	..	..	..	..	I	..	..	..		
<i>intermedia</i> Sow.	..	..	..	..	..	..	I	..	..	..		
<i>Tarbelliana</i>												
<i>Grat.</i>	..	..	I	..	..	..	..	..	..	..		Chile Europe
<i>Pyrula melongena</i> Linn.	I	..	I	..	..	I	..	..	..	..		Europe
<i>Fusus Heneke- ni</i> Sow.	..	..	..	..	..	..	I	..	..	..		



Page 158

	Recent		Upper Miocene					Lower Miocene		Additional Tertiary Localities
	Matura-Pliocene		Cumana Barbuda	Caroni Series Trinidad	Jamaica	Haiti	Anguilla	Manzanilla Trinidad	San Fernando Trinidad	
<i>F. haitensis</i> Sow.	..	..	..	..	..	..	1	..	..	
<i>Phos Moorei</i> Gupp.	..	..	..	..	..	1	1	..	..	
<i>elegans</i> Guppy	..	..	1	..	..	1	1	..	..	
<i>Nassa incrassata</i> Müll.	1	1	1	..	..	1	1	..	..	Europe
<i>solidula</i> Guppy	..	..	1	1	..	..	..	..	..	
<i>Terebra inaequalis</i> Sow.	..	..	1	..	..	1	1	..	..	
<i>bipartita</i> Sow.	..	..	..	..	..	..	1	..	..	
<i>flammea</i> Linn.	1	..	..	..	..	..	1	..	..	
<i>sulcifera</i> Sow.	..	..	..	..	..	..	1	..	..	
<i>Cassis sulcifera</i> Sow.	..	..	..	..	..	1	1	..	..	
<i>uonilifera</i> Gupp.	..	..	..	..	..	1	..	..	..	
<i>Cassidaria laevigata</i> Sow.	..	..	..	..	..	..	1	..	..	
<i>sublaevigata</i> Gupp.	..	..	..	..	..	1	..	..	..	
<i>Oniscia dominicensis</i> Sow.	..	..	..	..	..	..	1	..	..	
<i>Malea camura</i> Guppy	..	..	..	..	..	1	1	..	..	
<i>Ficula carbacea</i> Guppy	..	..	..	..	1	..	..	1	..	
<i>Persona similina</i> Sow.	..	..	1	..	..	1	1	..	..	
<i>Crepitacella cepula</i> Guppy	..	..	1	..	..	..	..	..	..	
<i>Columbella Duclosiana</i> d'Or.	1	1	..	..	..	..	..	..	..	
<i>pulchella</i> Kien.	1	1	..	..	..	..	..	..	..	
<i>peculiaris</i> n. sp.	..	1	..	..	..	..	..	..	..	
<i>haitensis</i> Sow.	..	..	..	..	..	..	1	..	..	
<i>venusta</i> Sow.	..	..	1	..	..	..	1	..	..	
<i>gradata</i> Guppy	..	..	1	..	..	1	..	..	..	
<i>ambigua</i> Guppy	..	..	..	..	..	1	..	..	..	
<i>Oliva reticularis</i> Lam.	1	..	..	..	..	1	..	..	..	



Page 160

	Recent	Matura-Pliocene	Upper Miocene						Lower Miocene		Additional Tertiary Localities
			Cumana	Barbuda	(Caroni Series Trinidad)	Jamaica	Haiti	Anguilla	(Manzanilla Trinidad San Fernando Trinidad)		
Mitra Heneke- ni Sow.	..	..	..	..	I	I	I	..	..	..	
varicosa Sow.	..	..	..	..	..	..	I	..	..	..	
Voluta soror pulchella Sow.	..	..	..	..	..	..	I	..	..	..	
Marginella co- niformis Sow.	..	..	I	..	I	I	I	..	..	..	
interrupta Lam.	I	..	I	..	..	..	..	..	..	..	
cœrulescens Lam.	I	I	..	..	..	..	..	..	..	..	
Volvarina pal- lida Lam.	I	I	..	..	..	..	..	..	..	..	
catenata Mont.	I	I	..	..	..	..	..	..	..	..	
Erato Mauge- ræ Gray	I	I	..	..	..	..	..	..	..	..	
Cypræa pustu- lata Lam.	I	..	..	..	..	..	I	..	..	..	
Henekeni Sow.	..	..	..	..	..	..	I	..	..	..	
Dentalium mis- sissippiense Conr.	..	..	..	..	..	..	I	..	..	U. States	
dissimile Guppy	..	..	..	..	..	..	I	..	..	..	
disparile d'Orb.	I	I	..	..	..	..	..	..	..	..	
antillarum d'Orb.	I	I	..	..	..	..	..	..	..	..	
Trochita Can- deana d'Orb.	I	I	..	..	..	..	..	..	..	..	
Crucibulum pi- liferum n. sp.	..	I	..	..	..	..	..	..	..	..	
subsutum n. sp.	..	I	..	..	..	..	..	..	..	..	
Crepidula acu- leata Lam.	I	I	..	..	..	..	..	..	..	..	
Gadinia afra Gray	I	I	..	..	..	..	..	..	..	..	
Fissurella cay- ennensis Lam.	I	I	..	..	..	..	..	..	..	..	
Stomatia eido- lon Guppy	..	..	..	..	..	..	..	..	..	I	
Neritina Wood- wardi Guppy	..	..	..	..	..	I	..	..	..	..	

Page 161

	Recent			Upper Miocene			Lower Miocene			Additional Tertiary Localities		
	Recent	Matura-Pliocene		Cumana	Barbuda	Caroni Series Trinidad	Jamaica	Haiti	Anguilla		Manzanilla Trinidad	San Fernando Trinidad
<i>Trochus decipiens</i> n. sp.	..	I	..	..	..	..	I	..	..	..	..	
<i>var. laticarinatus</i>	..	I	..	..	..	..	..	..	..	..	..	
<i>plicomphalus</i> n. sp.	..	I	..	..	..	..	..	..	..	..	..	
<i>Turbo castaneus</i> Chemn.	I	..	I	..	..	..	I	..	..	..	..	
<i>Cyclostrema bicarinatum</i> Gupp.	..	..	..	..	..	..	I	..	..	..	..	
<i>Vitrinella marginata</i> n. sp.	..	I	..	..	..	..	..	..	..	..	..	
Class CONCHIFERA.												
<i>Martesia striata</i> Linn.	I	I	..	..	..	..	..	..	..	..	..	
<i>Teredo fistula</i> Lea	..	..	..	..	..	I	..	I	..	..	..	
<i>Gastrochena cuneiformis</i> Lam.	I	I	..	..	..	..	..	..	..	..	..	
<i>Corbula viminea</i> Guppy	..	..	..	..	..	..	I	I	..	..	..	
<i>vieta</i> Guppy	..	I	..	..	..	I	I	..	..	I	..	
<i>cubaniana</i> d'Orb.	I	I	..	..	..	..	..	..	..	..	..	
<i>caribaea</i> d'Orb.	I	I	..	..	..	..	..	..	..	..	..	
<i>Neera costellata</i> Desh.	I	..	..	..	..	..	I	..	..	..	..	
<i>Cercomya ledaeiformis</i> Gupp.	..	..	..	..	..	..	..	..	..	I	..	
<i>Maetra turrida</i> Gmel.	I	I	..	..	..	..	..	..	..	..	..	
<i>subovalina</i> Gupp.	..	..	..	..	..	..	..	..	..	..	I	
<i>Maetrinula macescens</i> Gupp.	..	..	..	..	..	..	..	..	..	I	..	
<i>Tellina biplicata</i> Conrad	..	..	..	I	I	..	I	..	..	..	..	Cuba ; U. States

Page 162

	Recent	Matura-Pliocene	Upper Miocene						Lower Miocene		Additional Tertiary Localities
			Cumana	Barbuda	Caroni Series Trinidad	Jamaica	Haiti	Anguilla	Manzanilla Trinidad	San Fernando Trinidad	
Strigilla carnaria Linn.	I	I	..	..	..	..	..	..	..	..	
Semele variegata Lam.	I	I	..	..	..	..	..	..	..	..	
Donax striata Linn.	I	I	..	..	..	..	..	..	..	..	
fabagelloides n. sp.	..	I	..	..	..	..	..	..	..	..	
Lucina tigrina Linn.	I	..	I	..	..	..	I	..	..	..	Egypt
pensylvanica Linn.	I	..	I	..	..	I	I	..	..	..	Europe
muricata Chemn.	I	I	..	..	..	..	..	..	..	..	U. States Piedmont
Gouldia martinicensis d'Orb.	I	I	..	..	..	..	..	..	..	..	
Trigona macrotroides Born	I	I	..	..	..	..	..	..	..	..	
Cytherea planivietta Guppy	..	..	..	..	..	I	..	..	..	..	
carbasa Guppy	..	..	..	..	..	I	..	..	..	..	
juncea Guppy	..	..	I	..	..	..	..	..	..	..	
convexa Say	I	..	I	..	..	..	..	..	..	..	
circinata Born	I	I	..	..	..	..	..	..	..	..	
Venus paphia Linn.	I	..	I	..	..	I	I	..	..	..	Vienna
rugosa Chemn.	I	..	..	..	..	..	I	..	..	..	
puerpera Linn.	I	..	..	..	..	..	I	..	..	..	
flexuosa Linn.	I	I	..	..	..	..	..	..	..	..	
cancellata Gro-nov.	I	I	I	..	..	..	I	..	..	..	
crenulata Chemn.	I	I	..	..	..	..	..	..	..	..	
Walli Guppy	..	..	..	..	..	..	..	I	..	..	
Woodwardi Guppy	..	..	I	..	..	..	..	..	..	..	
Dosinia acetabulum Conr.	I	..	..	..	..	I	..	..	..	..	

Page 163

	Recent	Matura-Pliocene	Upper Miocene						Lower Miocene		Additional Tertiary Localities
			Cumana	Barbuda	Caroni Series { Trinidad	Jamaica	Haiti	Anguilla	Manzanilla { Trinidad	Sau Fernando Trinidad	
<i>cyclica</i> Guppy	..	..	..	..	..	..	..	..	I	..	
<i>Cardium muricatum</i> Linn.	I	I	..	..	..	..	..	..	..	..	
<i>haitense</i> Sow.	I	I	I	..	..	I	I	..	..	..	
<i>lingua-leonis</i> Guppy	..	..	..	..	..	I	..	..	..	..	
<i>inconspicuum</i> Guppy	..	..	..	..	..	I	..	..	..	..	
<i>castum</i> Guppy	..	..	..	..	..	..	..	..	I	..	
<i>Cardita minima</i> Sow.	I	I	..	..	..	..	..	..	..	..	
<i>scabricostata</i> Guppy	..	..	..	..	..	I	I	..	..	..	
<i>Chama arcinella</i> Lam.	I	..	..	..	..	I	I	..	..	..	N. America
<i>ruderalis</i> Lam.	I	I	..	..	..	..	..	..	..	..	
<i>Erycina tensa</i> Guppy	..	..	..	..	..	..	..	..	I	..	
<i>Leda bisulcata</i> Guppy	..	..	..	..	..	I	..	..	..	..	
<i>incognita</i> Guppy	..	..	..	..	..	..	..	..	..	I	
<i>Packeri</i> Forbes	..	..	..	..	..	..	..	..	..	..	Barbados
<i>perlepada</i> n. sp.	..	I	..	..	..	..	..	..	..	..	
<i>illecta</i> n. sp.	..	..	..	..	..	..	..	..	I	..	
<i>Nucula Schomburgki</i> Forbes	..	..	..	..	..	..	..	..	..	I	Barbados
<i>baccata</i> n. sp.	..	I	..	..	..	..	..	..	..	..	
<i>vieta</i> n. sp.	..	I	..	..	..	..	..	..	..	..	
<i>Arca noë</i> Linn.	I	I	..	..	..	I	I	..	..	..	
<i>incongrua</i> Say	I	..	I	..	..	..	..	..	..	..	
<i>consobrina</i> Sow	..	..	I	..	..	I	I	..	..	..	
<i>inæquilateralis</i> Guppy	..	..	..	..	..	I	..	..	..	..	
<i>patricia</i> Sow.	..	..	..	..	I	..	I	..	..	..	
<i>trinitaria</i> Guppy	..	..	..	..	..	..	..	..	I	..	
<i>flicata</i> Guppy	..	..	..	..	..	..	..	..	I	..	

Page 164

	Recent	Upper Miocene						Lower Miocene		Additional Tertiary Localities
		Matura-Pliocene	Cumana	Barbada	{ Caroni Series Trinidad	Jamaica	Haiti	Anguilla	{ Maunilla Trinidad	
ce trota n. sp.	..	1	..	..	..	..	..	..	..	
Adamsi Shuttl.	1	1	..	..	..	..	..	..	..	
squamosa Lam.	1	1	..	..	..	..	..	..	..	
pexata Sav	1	1	1	..	..	..	1	..	..	N. America
<i>Pectunculus</i>										
pennaceus Lam.	1	..	1	..	..	1	..	..	..	
acuticostatus Sow.	..	..	1	..	..	1	1	..	..	
<i>Pecten exasperatus</i> Sow.	1	..	..	..	..	1	..	..	..	
inaequalis Sow.	..	..	..	..	..	1	1	..	..	
thetidis Sow.	..	..	..	..	..	..	1	..	..	
nucleus Born	1	1	..	..	..	..	..	..	..	
oxygonus Sow.	..	..	..	..	..	..	1	..	..	
comparilis Tuomey & Holmes	..	..	..	..	1	..	..	..	..	N. America
anguillensis n. sp.	..	..	..	..	..	..	1	..	..	
Mortoni Ravenel	..	..	..	..	..	..	1	..	..	N. America
<i>Spondylus bosstrychites</i> Gupp.	..	..	..	..	..	1	1	..	..	
<i>Ostrea virginica</i> Gmel.	1	..	..	..	1	..	1	1	..	Europe U. States
cucullata Born	1	1	..	..	..	..	..	..	..	
<i>Gryphaea athyroides</i> Guppy	..	..	..	..	..	..	..	..	1	
Class BRACHIOPODA										
<i>Terebratula lecta</i> Guppy	..	..	..	..	..	..	..	..	1	
trinitatensis Guppy	..	..	..	..	..	..	..	..	1	
carneoides Gupp.	..	..	..	..	..	..	..	..	1	
Class POLYZOA.										
<i>Cupularia pyriforme</i>	1	1	1	..	..	1	1	..	..	







Page 167

	Recent		Upper Miocene						Lower Miocene		Additional Tertiary Localities
	Matura-Pliocene		Cumana	Barbuda	Caroni Series Trinidad	Jamaica	Haiti	Anguilla	Manzanilla Trinidad	San Fernando Trinidad	
Subkingdom											
PROTOZOA											
Class RHIZOPODA											
Nummulina											
Ramondi											
Defr.	..	..	1	..	..	1	1	..	..	1	Widely distributed
Orbitoides Mantelli Morton	..	..	1	..	..	1	1	1	..	1	Do.
Orbitolites complanatum Lam.	1	..	..	..	..	..	..	1	..	..	Do.
Milola seminulum	1	..	..	..	..	..	..	1	..	..	Do.
Nodosaria raphanistrum affinis	1	..	..	..	..	..	1	..	..	..	Do.
Robulata cultrata	1	..	..	..	..	..	1	..	..	..	Do.
Rosalina Beccarii	1	..	..	..	..	..	1	..	..	..	Do.
INCERTÆ SEDIS											
Cisseis asterisca Guppy	..	..	..	..	..	..	..	..	..	1	
SUMMARY											
Species still existing	103	61	17	1	4	16	27	7	..	1	
Pliocene: Matura	61	79	6	1	1	5	8	..	1	..	
Upper Miocene:											
Cumana	17	6	42	3	2	22	29	2	1	2	
Barbuda	1	1	3	4	2	..	3	..	..	..	
Caroni Beds, Trinidad	4	1	2	2	22	7	14	3	1	..	
Jamaica	16	5	22	..	7	71	45	5	1	3	
Haiti	27	8	29	3	14	45	105	7	2	4	
Anguilla	7	..	2	..	3	5	7	29	..	2	
Lower Miocene:											
Manzanilla beds	..	1	1	..	1	1	2	..	15	..	
San Fernando Beds	1	..	2	..	..	3	4	2	..	18	
Total Species 280	103	79	42	4	22	71	105	29	15	18	

Page 168

APPENDIX

Notes on the foregoing Table, with Descriptions of the  
New species.

It is highly probable that some of the names given in the above list will prove, upon a close examination of the fossils, to be synonyms—and doubtless others will be found to be still existing, such as *Cardium haitense* of Sowerby, which I dredged up in the Gulf of Paria. But there are still a great number of undescribed and extinct species, chiefly in the collection of the Geological Society. and many others will yet be discovered.

*Cylichna ovum-lacerti*\* n. sp.

Shell small, cylindrical-subovate, minutely striate transversely ; spire small, sunken ; aperture as long as the shell, dilated anteriorly ; outer lip straight, blunt ; columella callus with a strong tortuous fold.

Lower Miocene, Manzanilla.

*Scalaria Leroyi*,\* n. sp.

Shell turreted, cylindric, many-whorled, longitudinal ribs few, indistinct, base spirally striate, aperture oval.

The example figured is a small one, but like nearly all the molluska of the Caroni series in Trinidad, the shell appears to have grown to a very large size, for another specimen in my cabinet is upwards of six inches long. I have dedicated this species to my friend Mr. Louis Alexander Le Roy, to whom I am under great obligations for his kindness in procuring me specimens of the *Savanetta* fossils, and without whose assistance my knowledge of the

[\*Most of these species are figured in *Geological Magazine*, vol. 1, 1874, pl. XVIII. G. D. H.]

Page 169

upper miocene fauna of Trinidad would have been much more limited than it is.

Caroni beds, Savonetta.

*Chemnitzia turris* d'Orb. Moll. de Cuba, pl. xvi. f. 10-24.

Other forms of this species are distinguished specifically by d'Orbigny as *C. pulchella*, *C. ornata*, and *C. modesta*.

These and other varieties are common in the Matura Beds.

*Adis helecteroides*, n. sp.

Shell turreted, cylindric, many-whorled, shining, whorls slowly increasing, impressed with a deep groove below the suture, which is equally deep, forming a spiral thread; aperture sub-circular, columella slightly reflexed, peristome simple.

Pliocene, Matura. It resembles a *Proto*, but the columella prevents its reference to that genus. I will not be sure, however, that it ought not to be placed in the neighborhood of *Turritella*. Its smooth texture seems to be against that view of its affinities. I refer it to the genus *Adis* provisionally only.

*Leiostraca clavata* n. sp.

Shell rather club-shaped, whorls smooth, flattened, the last forming more than  $\frac{1}{3}$ ; spire acuminate, suture linear, scarcely impressed; aperture suboval, elongate, narrow above, dilated in front; peristome simple, columella somewhat reflected and thickened.

Pliocene, Matura. Allied to *L. acuta*.

*Turritella planigyrate* n. sp.

Conic-cylindric, striate by fine spiral lines, whorls very slightly convex, the later ones nearly flat; aperture sub-quadrate.

Page 170

Caroni Series, Savanetta. A very distinct species, remarkable for its almost entire want of ornamentation, and the flatness of its whorls. I have lately received another species of *Turritella* from Mr. LeRoy, which is more like *T. imbricata*.

*Vermetus trilineatus* n. sp.

Conic-cylindric, turreted, spire pointed, whorls flat, bearing three narrow spiral keels; lower whorls irregular: suture distinct, linear shallow.

Pliocene, Matura. The young shell is not to be distinguished from a small *Turritella*, but the subsequent growth supplies the Vermetiform character. This shell was given as *Vermetus Royanus* in my list of Matura fossils published in 1864. It has not a deep suture as that species has.

*Triforis guttata* n. sp.

Reversed, cylindrical; whorls about 8, zoned with three spiral lines of small obtuse points which are connected spirally and longitudinally by threads; suture impressed; base with three or four strong striations; aperture produced into a canal; peristome produced, inner margin with a narrow defined callus.

Pliocene, Matura. Allied to *T. ventricosus* Gmel., under which name it is given in my list of Matura fossils, 1864.

*Solarium semidecussatum* n. sp.

Small, orbicular depressed, strongly decussate on the upper surface, nearly smooth on the lower surface; umbilicus deep, its margins crenate and spirally striate.

Pliocene, Matura. It is with some doubt that I refer this species to the genus *Solarium*.

Page 171

*Columbella peculiaris* n. sp.

Cylindric-suboval, often a little distorted ; whorls 6, slowly increasing, the last forming about  $\frac{1}{2}$  ; spire obtuse ; suture somewhat irregular or dentate ; aperture small, pointed above, peristome simple, columella simple, truncate.

Pliocene, Matura. Perhaps allied to *C. clausiformis* Kien., but of shorter and more ventricose figure.

*Mangelia micropleura* n. sp.

Subfusiform, longitudinally ribbed, the ribs crossed by numerous striæ, of which a prominent one forms an angle on the upper part of the whorls ; last whorl longer than the spire ; aperture rather narrow, lanceolate, with a sinus on the posterior part of the thickened peristome.

Pliocene, Matura. Allied to *M. pulchella*. The ribs vary considerably as to size and distance apart. It was denominated *M. taniata* in my list of 1864.

*Conus recognitus*.

*C. solidus*, Sow, Quart. Journ. Geol. Soc., vol. vi., p. 45.

“ “ Guppy, Quart. Journ. Geol. Soc., vol. xxii.,  
pl. xvi., f. 1.

As the name given by Sowerby had been previously applied to another Cone, I propose the name of *recognitus* for the present shell found in Haiti and Jamaica.

*Conus prototypus* n. sp.

Somewhat pyriform, finely striate anteriorly, becoming quite smooth on the angle of the whorls, which bears a rather indistinct keel ; spire mucronate, rather elevated ; aperture somewhat widened towards the anterior canal.

Caroni Series, Savanetta. A cone which departs very considerably from the usual type in its swelling outlines

Page 172

and the consequent direction and shape of the aperture. It is more of the shape of *C. bulbosus* than of any other species I know. It is, however, probably a young specimen.

*Crucibulum piliferum* n. sp.

Shell covered with numerous erect tubular spines which are small towards the apex, larger towards the base; apex small smooth, spirally recurved.

Pliocene, Matura. Given as *C. tubifer* in my previous list. It may be a variety of the next species, but its plicæ are smaller, whilst the spines furnish an easily-recognized character.

*Crucibulum subsutum* n. sp.

Strongly striate, rugose, somewhat irregularly oval; striations with a tendency to run in pairs.

Pliocene, Matura. Allied to *C. striatum* Say, under which name it appears in my paper on the Matura beds.

*Trochus decipiens* n. sp.

Topshaped, imperforate, ornamented by many spiral lines of moniliform granules; whorls rather concave above, and bearing a rather broad angular keel on their lower portion; base flattened, covered with lines of rather square granules, aperture subquadrate, wider than high, broadly angulate by the keel; columella thickened, spreading into a callus over the umbilicus.

Var. *laticarinatus*.

Keel broader and higher, whorls deeply concave above, suture deeply impressed; lines on the base squamosely granular.

Pliocene, Matura. As *Trochus granulatus* in my list of 1864.

Page 173

*Trochus plicomphalus* n. sp.

Topshaped, deeply perforated by a small circular umbilicus, zoned with many spiral granular lines, aperture subquadrate, columella straight, thickened; base with many (10—20) moniliform rows of granules, umbilicus deep, its margins dentate.

Pliocene, Matura. It resembles *T. ziziphinus* in shape, but is devoid of any keel on the whorls.

*Vitrinella marginata* n. sp.

Orbicular, umbilicate, discoidal, few-whorled, minutely spirally striate; outer margin with about four small articulated keels not visible from above, the outer one forming the periphery; whorls somewhat convex above, spire raised, ornamented with articulated radiating striæ; aperture nearly circular, rather oblique.

Pliocene, Matura. A most elegant little shell.

*Donax fabagelloides* n. sp.

Transversely oblong, somewhat triangular, subequilateral, anterior and posterior angles rounded; zoned with broad dark bands, and finely radiately striate; margins crenate-dentate.

Pliocene, Matura. Remarkable for its resemblance to *D. fabagella*, under which name it appeared in my list of 1864. It is more equilateral than that species, and not so high relatively to its length.

*Leda perlepida* n. sp.

Transversely oval, subinequilateral, moderately convex, with numerous fine concentric striæ, and occasionally deeper and wider concentric furrows; posterior end acutely rostrate; lunule none; dorsal area elongate-lanceolate, longi-



Page 174

tudinally striate; hinge-teeth numerous, chevron-shaped, widely interrupted beneath the umbo by a large hinge-pit.

Pliocene, Matura. As *L. eburnea* ? in my list of 1864.

*Leda illecta* n. sp.

Smooth, ovate-transverse, inequilateral, somewhat tumid on the central portion, posterior end produced into a rostrum which is almost curved upwards; hinge-line somewhat deflected upwards and interrupted at the umbo; umbones approximated, scarcely prominent beyond the hinge-line; posterior cardinal area broad, smooth and ill-defined.

Lower Miocene, Manzanilla. This species also resembles *L. eburnea* Sow., but the rostrated posterior end is longer and more curved. It is allied to several recent and fossil species, but although it cannot be identified with any I have been able to find, it is somewhat difficult to exhibit clearly the differences in words. From the pliocene species *L. perlepada* it may be distinguished by its greater length and compressed rostrum.

*Nucula baccata* n. sp.

Subovate, inequilateral, a little produced posteriorly, ornamented by minute concentric ribs which are decussate by still finer radiating striæ; anterior and posterior ends angulate, interior pearl-shining; hinge-teeth slightly bent, divided by a very oblique hinge-pit; margins dentate.

Pliocene, Matura. As *N. similis* in my previous list; a species which it strongly resembles.

*Nucula vieta* n. sp.

Subequilateral, obliquely suborbicular, slightly produced posteriorly with regular rounded concentric ribs; posterior side very obliquely descending, posterior teeth straight, au-

Page 175

terior side short, its teeth few and small ; margins dentate.  
Pliocene, Matura.

*Arca centrola* n. sp.

Transversely subrhomboidal, with a strong wide carination running from the umbo to the posterior angle ; ornamented with many (36-38) squamosely nodose radiating ribs each with a fine subsidiary thread-like rib in the narrow interstice ; anterior margin short, rounded ; posterior margin strongly sinuate, angulate above with the hinge-line and forming a more rounded angle with the strongly crenate lower margin. Hinge-teeth small in the middle of the straight hinge, but becoming larger and diverging considerably towards the angles ; ligamental area more or less grooved, especially anteriorly.

Pliocene, Matura. The nodosities on the ribs are arranged, at least on the disk, in regular longitudinal rows, and the intermediate thread-like ribs are wanting on the central portion, becoming developed anteriorly and posteriorly.

*Cupularia calyx-glandis* n. sp.

A crateriform species allied to *C. pyriforme* and *C. Owenii* but distinguished by its more completely cup-shaped form. The details of the cells are not very easily made out from my specimens, but they seem to resemble *C. pyriforme* in general arrangement.

Lower Miocene, Manzanilla.

*Pecten anguillensis* n. sp.

Shell fan-shaped, ornamented with radiate muricate striae, and about 10 or 11 prominent rounded ribs, which are crossed by concentric striae, the concave interstices broader than the ribs. Upper valve nearly flat, lower one gently concave.

Page 176

Miocene, Anguilla. Allied to *P. peedeensis* Tuomey and Holmes, North America.

*Spondylus bostrychites* n. sp.

*S. bifrons* Sow. (non Goldfuss) Quart. Journ. Geol. Soc., vol. vi., p. 53.

A species found in Haiti and Anguilla. As the name *bifrons* had been already given by Goldfuss to a species of the same genus it is necessary to change the name.

*Pentacrinus rotularis* n. sp.

No other part than the stem of either of the species here named has been discovered. The stem of *P. rotularis* is circular in section, composed of numerous joints whose diameter is rather more than thrice their height.

Lower Miocene, San Fernando.

*Pentacrinus obtusus* n. sp.

Stem angular, somewhat irregularly pentagonal in section; joints about  $1\frac{1}{2}$  mill. high and about  $4\frac{1}{2}$  mill. in diameter.

The differences between the stems to which I have assigned these names and all other species of which I have any knowledge seem to be sufficient to warrant the creation of provisional specific appellations.

Page 72

PAPER No. 5

*ON SOME NEW TERTIARY FOSSILS FROM JAMAICA*

Published in The Proceedings of the Scientific Association of Trinidad, 1873, vol. 2, pp. 72-88.

§ I.—INTRODUCTORY REMARKS.

Mr. Vendryes, an ardent naturalist and zealous collector of shells and fossils in Jamaica, has kindly forwarded to me a fine set of the miocene fossils of that island. These have been in my possession for some time; but although several novelties are contained in the collection, want of time and opportunity has hitherto prevented my working them out. The high interest attaching to these fossils has however induced me to draw up descriptions of the new species, and to indicate those which although previously described from other localities are now for the first time added to the Jamaican list.

The determination of the geological age of the Jamaica beds and of the remarkable relations of the fossil fauna of the Westindian miocene to that of Europe and the living fauna of the eastern seas is strikingly supported by the new fossils now described. We have a *Murex*, an *Ovulum*, a *Cassis* and a *Fasciolaria* whose nearest congeners are European miocene and Asiatic recent; a *Scalaria*, previously described indeed, but from inadequate material, whose relations are similar, and a *Naticina*, a genus almost extinct in the Westindies, but whose present distribution is along the path pointed out as that of the migration of

Page 73

organized beings during the Tertiary period from America to the Pacific Ocean through North Africa and South Europe.

Among the collection it will be noticed that there are a few shells, e. g. *Turbo castaneus*, *Strombus pugiloides*, and *Plicatula vexillata*, which like the *Conus fuscocingulatus* of the European miocene, retain traces of the coloring which ornamented them while living. It is only where the strata are of such composition as to be extremely favorable to the preservation of molluskan remains that such a circumstance could occur. In Jamaica and Haiti the miocene formations have been remarkably suited to this end, and hence we have from them a series of organic remains scarcely surpassed in beauty even by those of Bordeaux, Dax or Paris. In Trinidad the shells of similar age are for the most part extremely altered and their characters more or less obliterated. It is therefore fortunate that we have those of Haiti and Jamaica upon which to found and rectify our determinations of the Trinidad rocks and fossils of like age.

The list of Jamaica fossil shells is now made as complete as the materials in my hands will allow: all the species known to me which are well enough preserved to admit of identification are described or named either in the present paper or in that published in the Journal of the Geological Society vol. xxii., pp. 281-295.

I ought not on the present occasion to pass by without notice the very important addition made to the Scientific literature of the Westindies by the publication of the Geological Report on Jamaica. To Trinidad belongs the honor of having initiated the Geological Survey of the Westindies: but the complicated nature of its physical structure, and the imperfect condition of the fossils found

Page 74

here have operated to render the report on our island far less complete than that of Jamaica. Besides this, since the Report on Trinidad has been published, a great deal of work has been accomplished on the paleontology and natural history of the Westindies; and the relations of the fossil shells, echinoderms, corals and foraminifera of the Caribbean area have been largely worked out. Sir Roderick Murchison remarks in his preface to the Jamaica Report that the Appendix to that report by Mr. Etheridge, paleontologist to the Geological Survey of Great Britain, is not the least valuable portion of the book: and indeed I may say that to Naturalists it is the most important part of it. Mr. Etheridge's appendix relates to the paleontology of the island; and in it he has done full justice to the labors of Professors Duncan, Rupert Jones, and others, whose results have been published, with excellent illustrations for the most part, in the Journal of the Geological Society and in the Geological Magazine. He has presented such a résumé of our knowledge of the paleontology of the Caribbean area as cannot fail to be highly useful if not indispensable to every worker on the Geology of that area. On one point alone have I to say anything in disparagement of this report—that is the numerous misprints in all the appendices, but particularly in the botanical and paleontological portions. In all other respects the work is well executed: there are, besides a general geological map of the island, numerous detailed sections showing the structure of the island.

§ II.—DESCRIPTION OF THE FOSSILS.

*Hyalaea (Diacria) vendryesiana* n. sp. Pl. II., figs. 2a, 2b.\*  
Shell elongate, smooth; both valves somewhat inflated, but the superior one more so than the other: terminated on each side by two sharp mucrones, and posteriorly

[\*Geological Magazine, vol. 11, 1874, pl. 17.]

Page 75

by a narrow curved mucro not so long as the body or main portion of the shell. Lips everted, the inferior one bordered exteriorly by a raised ridge which towards the lateral mucrones gradually becomes confluent with the edges of the lips. Length 5 mm. of which the terminal mucro forms about 2. Breadth nearly 3 mm.

Related to *H. inflexa* and *labiata* of D'Orbigny—It differs chiefly in being more inflated, especially the inferior valve, and in being narrower behind the lateral mucrones, a character it would seem of some importance in this genus.

The length of the terminal portion of the shell seems to be relied upon as the distinction between *Diacria* and the more typical members of the genus *Hyalaea*. The present species belongs to *Diacria* on account of this character.

*Scalavia leroyi* Guppy, Pl. I, f. 10.\*

Proceedings of the Scientific Association of Trinidad  
1867, p. 168.

Turreted, cylindric, many-whorled, cancellated by numerous transverse and spiral costellæ, except on the base which is spirally striate only. Aperture suboval. Pillar-lip somewhat everted forming a callus on the columella. Outer lip simple, sharp, a little dilated anteriorly. Whorls regularly rounded, suture deeply sunk.

My original description of this shell was drawn up from an examination of the specimens found in Trinidad which are so much altered by fossilization that the character of the surface is not determinable. The examples from Jamaica are in good preservation, though they are not so large as those found in Trinidad, one of which is more than six inches long. Some of the specimens from Jamaica exhibit a variation in the character of the surface which might induce a belief that there are two species. I do

[\*Geological Magazine, vol. 11, 1874, pl. 16.]

Page 76

not however take that view. One beautiful example has the transverse costellæ  $\frac{1}{2}$  larger and more distant than the spiral ones, the latter being thread-like and rising upon the former. In this example the spiral striation of the base is also more marked. *Sc. Ieroyi* may be compared with *Sc. magnifica* Sow.; but there are points of resemblance between it and *Sc. decussata*, *varicosta*, and *lineata*. None of the recent Westindian species bear any resemblance to the fossil except in that general shape which is common to nearly all the members of the genus. On the whole however the nearest ally of the Jamaican fossil may perhaps be found in *Sc. tenuistriata* Orb. (Bahia Blanca).

*Ringicula tridentata* n. sp.

Ovate-conic, moderately thick, smooth, shining. Spire conic. Whorls about 4. Aperture suboval: columella thickened and bearing two strong spiral plaits, the callus continued backward, and carrying a stout tooth on the body-whorl; the latter separated by a deep notch or canal from the thickened and somewhat everted outer lip. Length nearly 2 mm., breadth about 1.

Distinguished from *R. semistriata* Orb. (Cuba shells, vol. ii, p. 103, pl. xxi, f. 17—18) by a wider mouth and less thickened outer lip. *R. tridentata* does not exhibit any trace of the striation which marks the anterior portion of *R. semistriata*, which was described by D'Orbigny as a recent shell from Jamaica.

*Naticina regia* n. sp., Pl. II, f. 6.\*

Oval oblong, spirally striated by fine equidistant grooves, which are crossed by a few rather irregular lines of growth. Whorls about 5, the last very large. Spire short, acuminate. Aperture semioval rather narrowed above. Umbilicus round, very partially hidden by the everted columella

[\*Geological Magazine, vol. 11, 1874, pl. 17.]



## Page 77

callus. Outer lip sharp, indistinctly dentate. Length 15 mm. Breadth nearly 10.

Closely akin to *N. lamarchiana* from which it is distinguished by its narrower mouth. It is almost as near to *N. papilla* (Africa) but it is less elongate in its proportions.

*Bulla vendryesiana* n. sp., Pl. I, f. 6.\*

Rimate, rather cylindrical-ovate, solid, smooth. Spire deeply sunk. Aperture longer than the shell, dilated anteriorly. Inner lip covered with a callus which is everted over the narrow umbilicus, and extends backward to the canal separating the body-whorl from the sharp outer lip. Length about 15, breadth about 9 mm.

Allied to *B. striata* Brug. particularly to that form called *B. maculosa* Mart. The surface of the fossil is not well preserved, and does not admit of an exact description of its characters. *B. vendryesiana* is rather more cylindrical in shape than *B. striata*, and from *B. maculosa* to which it is nearer in figure it is distinguished by its greater solidity and its thicker and more everted columella callus.

*Tornatina coixlacryma* Guppy.

Geological Magazine. vol. iv (1867) p. 500.

*Tornatella textilis* n. sp., Pl. I, f. 4.†

Oval-oblong, solid, a little ventricose, closely cancellated by numerous spiral riblets and finer longitudinal threads most distinct in the spiral grooves. Spire short, conic. Whorls about 7. Aperture elongate, narrow, dilated anteriorly into a canal. Columella twisted, bearing a single stout fold. Outer lip sharp, finely dentated by the spiral riblets. Length 17, breadth 9 mm.

In shape this shell approaches *T. fasciata*. It is of more solid structure, its spire is somewhat shorter, and it is at once distinguished by its cancellated surface.

[\*Geological Magazine, vol. 11, 1874, pl. 16].

[†Geological Magazine, vol. 11, 1874, pl. 16].

Page 78

*Cancellaria scalatella* n. sp. Pl. II, f. 4.\*

Turreted, umbilicate, spirally striate by numerous close spiral threads, more elevated on the stout rounded longitudinal variciform ridges of which there are 6 or 7 on a whorl. Suture very deeply sunk. Whorls about 7, slightly rounded, angulate and crowned above by the ridges. Aperture almost triangular, rounded above, angular and formed into an obsolete canal anteriorly. Outer lip sharp, grooved within. Inner lip continuous, thin, sharp, slightly reflected and bearing two folds. Base angulate, perforated by a small round umbilicus.

Related to *C. varicosa* Brocchi (Miocene, Piedmont); but smaller and of somewhat stouter figure. The spiral striæ are coarser, and the peristome is finely grooved instead of being coarsely dentate only. In *C. varicosa* the spiral striæ are crossed by very fine longitudinal ones, which do not exist in *C. scalatella*. The most striking difference however is that the whorls are rounder and the suture much more deeply sunk in *C. scalatella*, whilst the longitudinal ridges project upon the angle of the whorls so as to give a coronate appearance.

The three *Cancellariæ* hitherto described from the Jamaican miocene are all akin to European fossils of the same date; but two of them belong to the type of the recent *C. reticulata*. The present is of more decidedly miocene aspect than either of the three previously described.

*Ovulum immunitum* n. sp. Pl. I, f. 7 †

Fusiform-elongate, pointed at both extremities. Outer lip thickened, extending in a nearly regular slight curve from the posterior to the anterior canal; slightly dilated anteriorly. Inner lip with two strong folds at the anterior end. Aperture as long as the shell; narrow poster-

[\*Geological Magazine, vol. 11, 1874, pl. 17.]

[† " " " " vol. 11, 1874, pl. 16.]

## Page 79

only, growing wider gradually until near the middle of the whorl, then increasing in width by the expansion of the outer lip and the recession of the whorl to form the slightly twisted pillar lip. Length about 20, breadth about 7 mm.

Allied to *Ov. leathesi* Wood of the English Crag. It is nearly of the same size, but is more slender in its proportions and in some particulars is more close to *Ov. spelta*, including under that term both the fossil and recent species so called.

*Turritella tornata* Guppy.

Journal Geol. Soc. vol. xxii, p. 580, pl. xxvi, f. 12.

This shell occurs also in the Miocene of Haiti and Trinidad.

*Conus recognitus* Guppy.

*C. solidus*, Sowerby, Journ. Geol. Soc. vol. vi, p. 45.

*C. recognitus*, Guppy, Proc. Scient. Assoc. 1867, p. 171.

The name *solidus* having been used for another Cone, I proposed in 1867 the name of *recognitus* for this species.

*Conus consobrinus* Sow., Pl. II, f. 4.\*

Sowerby, Journ. Geol. Soc. vol. vi, p. 45.

I have referred this shell to Sowerby's species, but if my determination be correct Sowerby's description is in need of amendment. The zones or rather spiral ribs can scarcely be called granose, although they exhibit a tendency to become so towards the completion of the last whorl, which is usually devoid of the tubercular crowning of the previous whorls.

This species was hitherto only known from Haiti, but it is now added to the Jamaican list.

*Pleurotoma henekeni* Sowerby.

Journ. Geol. Soc. vol. vi, p. 50, pl. x, f. 6.

[\*Geological Magazine, vol. 11, 1874, pl. 17].

Page 80

*Pleurotoma haitense* Sowerby.

Journ. Geol. Soc. vol. vi, p. 50.

*Ficula carbasca* Guppy.

Journ. Geol. Soc. vol. xxii, p. 580, pl. xxvi, f. 7.

Previously known from Anguilla and Trinidad.

*Purpura miocenica* n. sp. Pl. I, f. 9.\*

Subpyriform, rather ventricose above, rimate, narrowed and produced anteriorly, adorned with longitudinal ribs (about 10 to the whorl) which are crossed by coarse rugose high narrow spiral ridges or threads. Whorls about 6, apex acuminate. Pillar lip smooth, reflected over the shallow umbilical fissure. Canal produced. Outer lip sharply dentate by the spiral ridges. Length about 21, breadth about 15 mm.

The outer layer of the shell is usually removed, and where this is the case each spiral rib appears to be double; but when the outer surface is preserved the somewhat foliated or echinated rugosities of these ribs are very obvious.

This is a Coralliophila, and is related to the *P. galea* (Chemn.) of D'Orbigny of which the name ought probably to be *P. plicata*, the appellation *galea* being the rightful property of a closely allied East Indian shell. Another form with which the Jamaican fossil may be compared is *P. squamulosa* Reeve.

*Fasciolaria textilis* n. sp. Pl. I, f. 2.†

Elongate, fusiform, closely cancellated by numerous spiral ridges from 1 to 2 mm. distant between which are (especially anteriorly) one, two or three finer threadlike ribs; and by numerous closer and smaller longitudinal lines. Whorls 6, the first two of which are smooth, the

[\*Geological Magazine, vol. 11, 1874, pl. 16.]

[† " " " vol. 11, 1874, pl. 16.]

*Page 81*

apex deciduous and usually wanting, the last more than two-thirds of the shell, rather ventricose above the middle, produced and rather attenuated anteriorly; bearing on the upper half 5—7 elongate rounded tubercular prominences. Columella margin with three strong tooth-like plaits.—Interior of peristome smooth. Length nearly 70 mm. breadth 30.

The cancellation gives to the surface an appearance like that of coarse cloth or bagging. This species should be compared with the *F. intermedia* of Sowerby from the Haitian miocene. It bears a resemblance to *F. filamentosa*, but is shorter, stouter, and less angular in all its features except only the tubercles, which are disposed in similar fashion, but are perhaps somewhat larger and more elongate. It is very different from *F. tarbelliana* Grat. which occurs at Cumana in Venezuela, as well as in Chili and Europe. *F. textilis* exhibits the close alliance of the genus to *Turbinellus*.

*Phos erectus* n. sp. Pl. I, f. 1.\*

Solid, turreted, conic-cylindric, finely striated longitudinally and adorned with stout longitudinal variciform ridges which are highest on the angle of the whorls, become obsolete at the shallow suture and are twisted at the base: coarse spiral threads cross the longitudinal grooves and ridges, rising on the latter into low scarcely noticeable tubercles. Whorls about 9, increasing very gradually, slightly angulated, the last forming more than one half the length of the shell. Aperture rather narrow. Columella twisted bearing one spiral plait. Outer lip simple, having 12—15 entering grooves, and furnished with a small sinus near the anterior canal; joined posteriorly with the body-whorl by a callus. Length about 21, breadth about 10 mm.

[\*Geological Magazine, vol. 11, 1874, pl. 16.]

Page 82

*Phos solidulus* Guppy.

*Nassa solidula*, Quart. Journ. Geol. Soc. vol. xxii—p. 579.  
pl. xxvi. f. 11.

*Strombus pugiloides* n. sp.

The shell for which I propose the above appellation was considered to be *Strombus pugilis* by Mr. Carrick Moore. The name was printed *fragilis* in his paper in the Journal of the Geological Society, vol. xix, p. 511. In my papers on the tertiary fossils of Jamaica and the Westindies the species was recorded under the name *Str. pugilis*. In ordinary specimens like those usually found in Jamaica, Haiti, and elsewhere, the only well-marked differences that can be noticed between the fossil shell and the recent *Strombus pugilis* are that in the former the last whorl is usually devoid of the spiniform tubercles and that the shell is of shorter and broader figure. But some examples supplied me by my friend Mr. Vendryes exhibit an unexpected character. They show chevron-shaped bands of color, about 12—15 on the last whorl. Each band takes the shape of a V, the apex of which occurs near the middle of the whorl and forms an angle of about 30° pointing backwards or away from the aperture. These bands of color are about 2 mm. wide and the spaces between them are about 3 mm. Numerous specimens of the recent *Str. pugilis* have passed through my hands, but I have never noticed the slightest approach to such a character. The recent shell is pale red or pink only relieved by an indistinct band of paler tint following the middle of the whorl. A less constant difference may be found in the low rounded lamellar dentition inside the outer lip which is very faint or altogether wanting in *Strombus pugilis*, but more marked in the fossil.

Page 83

*Strombus bifrons*

Journ. Geol. Soc. vol. vi, p. 48, pl. ix, f. 9.

*Murex collatus* n. sp. Pl. I, f. 8.\*

Ovate, rimate, slightly flattened, adorned with numerous thin slightly fimbriate or crenulate varices often doubled especially the later ones; about 7 on the last whorl; their interstices indistinctly crossed by low transverse costæ which terminate in points on the varices; the upper point large, acute and projecting, giving an angulate appearance to the shell: varices uniting below to form an irregular and contorted canal. Whorls 6—7, somewhat angulate. Spire sharp. Outer lip expanded and crenulate, obtusely dentate within. Pillar lip smooth. Length about 25 mm. Breadth about 15. Total length of last whorl including canal about 18 mm.

Very closely related to *M. calcitrapa* Lam. (Eocene, Europe). It is smoother and the whorls less angulate. Those shells belong to a small group of Murices which exhibits the connection through *Trophon*, *Rapana*, *Latiaxis*, &c. to *Purpura*. *M. collatus* would perhaps be ranked by some conchologists as a *Trophon*, as has already been done with *M. calcitrapa*.

*Typhis alatus* Sowerby

Journ. Geol. Soc. vol. vi., p. 48, pl. x. f. 4.

A species almost as near to *T. tubifer* (Eocene, Europe) as *Murex collatus* is to *M. calcitrapa*. The living analogues of *T. alatus* are *T. pinnatus* and *T. sowerbyi*.

*Ancillaria pinguis* n. sp. Pl. I, f. 3.†

Ovate conic, spire elevated, acuminate. Suture usually visible through the enamel which covers the spire and accompanied at a little distance by a keel the ridge of which is thread-like. Aperture suboval, elongate—Um-

[\*Geological Magazine, vol. 11, 1874, pl. 16].

[†Geological Magazine, vol. 11, 1874, pl. 16].

Page 84

bilicus deep, narrow, partly hidden by the callosity of the inner lip. Columella callus strongly twisted—central portion of last whorl without enamel.

Bears some resemblance to *Anc. lamellata* Guppy. A near relation is perhaps *A. rubiginosa*, which has a spire of similar character.

*Ancillaria glandiformis* Lam.

I think it possible that some of the examples of *Ancillaria* from Jamaica belong to this species, as I noticed in the Geological Magazine, vol. iv, p. 498.

*Cassis reclusa* n. sp.

Ovate, ventricose, sulcated by about 18 narrow and shallow equidistant spiral grooves, the flattened intervening ridges being raised into knobs by somewhat obscure longitudinal costæ. Spire conic, cancellated. Apex smooth, blunt. Columella expanded into a granose callus; canal short: outer margin thickened and reflected, dentate.

Very closely related to *C. subulosa* (a Bordeaux fossil). It is chiefly to be distinguished by its larger spire and apex, generally narrower and less ventricose figure, and somewhat stouter ornamentation. Amongst recent Westindian species the nearest relation of *C. reclusa* is *C. granulata* (?=*ciacatricosa* Meusch.)

*Crepidacella cepula* Guppy

Melanopsis cepula, Journ. Soc., vol. xxii, p. 580, pl. xxvi, f. 14.

Crepidacella cepula, Geol. Magazine, vol. iv. (1867) p. 500.

This shell is related to *Cyllene pulchella* Adams. It is not impossible that some other fossils described as *Melanopsis* really belong to the group *Crepidacella*.



Page 85

*Monodonta basilea* n. sp. Pl. I, f. 2\*

Top-shaped, umbilicate. Apex smooth, sharp. Whorls about 7, very strongly carinate, the stout keel on the angular ridge bearing a row of rounded undulate tubercles and having near the suture a less distinctly marked keel, between which and the keel on the angle there is a slight concavity marked only by faint spiral ridges crossed by lines of growth. Lower half of last whorl forming the base covered with strong spiral ridges. Mouth subcircular. Columellar lip callous, produced into a broad tooth above a short broad rather effuse canal. Outer lip dentate, grooved within. Total length about 15, greatest breadth about 12 millimetres.

In general characters there is some resemblance between this shell and *Trochus cypris* Orb. (= *Monodonta elegans* Bast.)

*Neacra costellata* Desh.

*Corbula victa* Guppy.

Journ. Geol. Soc. vol. xxii, p. 580, pl. xxvi, f. 8.

*Venus blandiana* n. sp.

Suborbicular, subequilateral, moderately convex, adorned with numerous equidistant concentric lamellæ, between each of which there are about 7 or 8 concentric striæ: somewhat angulate in front and subtruncate behind: margins crenate. Lunule smooth, impressed. Posterior dorsal area not defined, striate continuously with the lamellæ of the disk. Umbones small. Cardinal teeth 2 under the lunule; lateral tooth 1 nearly halfway down the posterior slope.

Referred to hitherto in papers on Westindian fossils as *Venus rugosa* var., to young specimens of which species it bears a somewhat close resemblance. The Jamaican ex-

[\*Geological Magazine, vol. 11, 1874, pl. 16].



Page 87

alive) and between which are some distant almost foliaceous concentric striæ of growth. Longest diameter about 17 mill.

Very near to *P. ramosa* Lam. Florida.

*Spondylus bostrychites* Guppy.

*S. bifrons* Sow. (name preoccupied). See Proceedings Scient. Assoc. Trinidad, 1867, p. 176.

*Leda clara* n. sp.

Subelliptical, lanceolate, nearly equilateral, somewhat but not extremely rostrated. Disk smooth, shining; Valves with a few fine close regular concentric riblets perceptible near the anterior angle where an indistinct sulcus runs upwards towards the umbo. No distinct escutcheon. Lunule narrow, indistinctly defined. Umbones prominent. Ventral margin slightly angulated at about a third of its length from the posterior point where an obscure carina runs to the margin from the umbo. Length 12 mill. height 6, thickness about 4.

In shape somewhat like *L. nasuta*. It is rather difficult to describe the smooth plain species of this genus; their differences being most generally noticeable in shape and extent of rostrum &c. The following species have been already described from Westindian tertiaries.

<i>Leda packeri</i>	Forbes	Lower Miocene	Barbados.
incognita	Guppy	" "	Trinidad.
bisulcata	"	Upper Miocene	Jamaica.
illecta	"	Pliocene	Trinidad.
perlepida	"	"	"

Three species of *Nucula* have been recorded from the same formations.

*Ditrupea dentalina* n. sp.

Tube clavate, curved, slightly irregular in diameter,

Page 88

gradually increasing from the smaller end, which is annulate, becoming smooth towards the middle of the shell; the lower half smooth, shining, rather suddenly thickened near the aperture, to form which it as suddenly contracts to a diameter not greater than that of the smaller third of the tube.

There are no very distinct characters by which to separate this annelid case from *D. planum* of the European Eocene. I have thought it as well nevertheless to indicate its presence in the Jamaica tertiaries under a provisional name.

---

Page 90

PAPER No. 6

ON NEW SPECIES OF BIVALVE MOLLUSKA FOUND  
AT CUMANA, VENEZUELA.

Paper presented to the Scientific Association of Trinidad, Dec. 10, 1873 and published in vol. 2 of the "Proceedings," pp. 90-2, with plate 3.

One of the shells now to be described is a large and fine species of *Venus*. Specimens of this have been in my cabinet more than four years ; but although it appeared to me unlikely that so large and handsome a shell should have escaped notice, yet I have not been able to find anything published relating to it. The species is certainly allied to *V. cancellata*, but by no means very closely. Its square equidistant ribs are not unlike those of *V. rugosa*, and the shape and color may recall *V. gallinula*, but it must be admitted that these resemblances are somewhat illusory.

The other shell is a *Maetra*, not belonging to the typical group of that genus, but on the contrary, somewhat of an aberrant form. It is a large and interesting species.

The recent not less than the fossil shell fauna of Cumana

Page 91

is very interesting. Among the recent shells are several which are by no means common in the Westindies; as for instance the true *Persona reticularis* (Linn.) which though nearly allied to must not be confounded with the *P. clathrata* of Madagascar nor with the fossil *P. similima* of the Westindian miocene. *Dispacus glabratus* occurs at Cumana: and I have also from that place an undetermined species of *Fusus* (which resembles young shells of *Fasciolaria gigantea* except that it has a longer canal), and also the following: *Solarium tessellatum*, *Phos guadelupensis*, *Venus flexuosa*, *Calyptrea auriculata*, (of which apparently there is a good figure in the large edition of Cuvier's *Regne Animal* pl. 48, f. 4, under the name of *C. cuvieri* Desh.) *Oliça reticularis* (several forms), and *O. monilifera* Reeve (?=*O. mutica* Say=*nitidula*).


*Venus superba* n. sp. Pl. III. f 2.

Ovate, slightly subtrigonal, a little inequilateral, ventricose; anteriorly produced and rounded; posteriorly produced and subangulate; umbones closely approximate; lunule large, striated with irregular diverging lamellæ, distinctly defined by a sharp groove: posterior dorsal area large, striate, not distinctly defined. Valves marked with numerous irregular angulate streaks of chesnut or brown and adorned with numerous concentric crenate ribs, which are rather more distant, thinner, and more distinctly crenate near the anterior and posterior margins: on the disk the ribs are square, flattened and polished, and the crenation is less marked. Length 70, height 55, thickness about 45 mm.

*Maetra anserina* n. sp. Pl. III. f 1.

Oval, compressed, subequilateral, gaping widely posteriorly, anteriorly somewhat produced and subangular,







Page 92

posteriorly high with a decided obtuse angle formed by a low keel running from the umbo, on the upper and posterior side of which keel the shell is covered with a black epidermis. Valves flattened, white, rather fragile, marked with concentric striæ of growth, which are worn smooth on the disk and umbones, but towards the ventral margin are covered with a yellowish brown wrinkled epidermis. Length 85, height 60, thickness 30 mm.

The details of the hinge are somewhat similar to those of the hinge of *Heminaetra gigantea*, but the postcardinal area resembles that of *Schizodesma*. The latter feature is much developed in our shell, and is remarkable for its black epidermis, that of the other portions of the shell being of a light brown. *M. anserina* may possibly be allied to the *M. similis* of Gray in Beechey's Voyage, an Australian shell, (not the *M. similis* of Say—*ovalis* Gould, which is an inhabitant of North America.)

---

#### EXPLANATION OF PLATE III.

*All the figures are of the natural size.*

- Fig. 1. *Mactra anserina*, right valve—Cumana, Venezuela.  
 " 2. *Venus superba*, right valve  
 " 3. *Cardium eburniferum*, right valve - S. Coast, Trinidad  
 " 4a *Arca centrola*, right valve, interior.  
 " 4b " " right valve of a large specimen,  
 [exterior.]

The last two species were described in the Proceedings of the Scientific Association of Trinidad, vol. i, 1869, pp. 367-368. *Arca centrola* had been previously described as a fossil at p. 175 of the same vol. (1867).

*Page 103*

PAPER No. 7.

*ON THE PHYSICAL GEOGRAPHY AND FOSSILS OF  
THE OLDER ROCKS OF TRINIDAD.*

Read before the Scientific Association of Trinidad, June 27, 1877 and published in the "Proceedings," vol. 2, pp. 103-115, with three full page figures.

1. *General Considerations.*

The older rocks of Trinidad were described by Messrs. Wall and Sawkins in their Report on the Geology of Trinidad under the name of the "Caribbean Group." The age of the series was not determined by them, although they surmised it to be of considerable antiquity. The position as well as the lithological structure of these rocks are such as lend strong support to the theory of their great age: but the absence of fossils rendered all attempts futile at a nearer determination.

The series in question occupies a considerable portion of the litoral cordillera of Venezuela, and extends eastward through the north of Trinidad to Tobago. It is composed of gneiss, gneissose, talcose, and micaceous slates and crystalline and compact limestones. The compact limestones however, may possibly be of a much later age than the other portions of the group—they lie unconformably upon the upper beds of the metamorphic slates.

*Page 104*

In Trinidad the northern range of mountains is composed of rocks, belonging chiefly if not entirely to the "Caribbean Group." These rocks attain collectively a thickness of more than 10,000 feet. The whole thickness of the group is probably much greater than this ; for the evidence furnished by dip and other circumstances leads to the inference that a portion of the series, as developed in Venezuela, is inferior in position to any of the rocks exposed in Trinidad. In the diagram, Fig. 3, this older portion is represented as thrown down to the north of Trinidad, beneath the waters of the Caribbean Sea (Fig. 3, *a*). Besides this downthrow we have evidence of two or three other lines of dislocation which traverse the range through its length from east to west. These dislocations are marked with a star in Fig. 3, and are indicated on the sketch map, Fig. 1. They have caused, in conjunction with other movements, of which I shall presently speak, some peculiar phenomena in the physical geography of the valleys, which are much narrower, and in some cases quite ditch-like, to the south of the line of the greatest dislocation (between *c* and *d*, in Fig. 3), and widen out above into large basins.

The separation of Trinidad from Venezuela was probably produced by a great downthrow, which I have attempted to represent in Fig. 2. The line of that downthrow, passing through the Boca Grande, is laid down in the sketch map, Fig. 1. From the facts intended to be illustrated by these diagrams, it would appear that the Gulf of Paria occupies an area of depression, the lowest axis of which passes through the Boca Grande, running approximately north and south. The amount of subsidence diminishes gradually as we pass eastward, until at the valley of Arouca its effects disappear

*Page 105*

(*see* diagram, Fig. 2). Plain evidences of this remarkable subsidence are to be found in the submerged valleys about the Bocas,—valleys obviously produced by subærial denudation, but now sunk below the level of the sea. Not less clear is the testimony of the wide and comparatively shallow valleys of Carenage and Diegomartin, originally much deeper, but now to a great extent filled up by alluvium. As we go eastward from Diegomartin the valleys become steeper and narrower, assuming the form of mere ditches in their lower portions, but having immense delta-like deposits of alluvium at their mouths, ranging from 80 to 200 feet in height above the level of the Caroni plain. These moraine-like deltas are evidences of upheaval rather than of subsidence; they are not found in the valleys west of Portofspain, but, beginning with the Santacruz valley, they increase in magnitude as we go east.

I have already said that the petrological and physical features of the Caribbean group would lead us to assign a high antiquity to it; but the absence of fossils has prevented any precise determination of its age. I shall presently indicate what evidence we have gained on this head, since the publication of the Geological Report on Trinidad.

## *2. Fossils of the Caribbean Group.*

In 1869 I had communicated to the Geological Society of London my discovery of organic remains in the Caribbean Series of Trinidad. I described to that Society a piece of limestone which exhibited unmistakable marks of organic origin. The specimen in question was a part of an irregular string of limestone, found on digging a trench in the decomposed micaslate in the San François valley, north of the

Page 106

Laventille Hills. The bulk of the specimen was composed of a calcareous structure which appeared to me to bear a resemblance to the Eozoon of Dawson and Carpenter. There were also fragments of echinoderms and corals. I described the first-mentioned structure under the name of *Eozoon caribeum*, pointing out some obvious differences between it and *E. canadense*. I sent specimens to Dr. Carpenter, who however after a slight examination did not pronounce any definite opinion upon them. He says he treated them with acid ; but that operation could scarcely be of much use except where the spaces formerly occupied by the living body were infiltrated with a silicious deposit. In the present case the infiltration as well as the skeleton itself is calcareous. I should not consider it necessary to insist upon the eozoonal theory in reference to this rock, if evidence hereafter point to the contrary ; but I think no doubt can rest upon the organic origin of the whole structure ; and I prefer for the present therefore to adhere to the name of *Eozoon caribeum*, though subsequent researches may render it doubtful whether it is congeneric with *E. canadense*.

Besides the fossil which I have regarded as an Eozoon, and of which the greater part of the specimen just described is made up, there are other organisms observable in it. A few small pieces of coral occur. One form I have named *Favosites fenestralis*, a minute species, which probably has its nearest analogue in *F. fibrosa*. No pores or tabulæ are visible in our fossil, whence its identification with *Favosites* may appear to be doubtful ; but I am rather disposed to attribute the absence of those structures to metamorphism.

The remains of echinodermata are distinct enough to allow of our referring them without doubt to that division of

the animal kingdom ; but the generic and even the ordinal characters are difficult to make out. There are plates, stems, and spines scattered through the stone ; the most perfect consisting of five ambulacral plates and four pairs of pores. Another specimen, though much broken, shows portions of at least twenty ambulacral or pseudo-ambulacral plates, somewhat resembling the Devonian *Elcacrinus*. In some of the calciferous slates from the same series very similar remains occur, but no perfect or nearly perfect specimen has come to hand. Some of the fossils appear to be fragments of cystidea.

There is nothing improbable in the association of serpuline, molluskan, and echinoderm remains with Eozoon. Speaking of the Canadian rocks, Dr. Dawson refers to fragments possessing appearances highly characteristic of crinoidal remains, and mentions that these and other appearances would indicate that in addition to the débris of Eozoon, other calcareous structures more like those of crinoids, corals, and shells have contributed to the formation of the Laurentian limestones.

I give here a list of the fossils I have with more or less certainty identified from the calciferous slates and intercalated limestones of the mica and clay-slates of the Caribbean group. Small as this list may appear, it is a great advance upon anything previously published as to the paleontology of these rocks. It may be noticed that there is no mollusk in the list, nor have I yet seen any fossil from the Caribbean Group (inclusive of the compact limestone) which I could refer with any degree of probability to the subkingdom molluska.

*Page 108*

*Fossils of the Caribbean Group.*

? Eozoon caribeum Guppy.           Pseudocrinites (species like  
Favosites fenestralis    "           Ps. magnificus Forbes).  
Petraia (like P. bina Lonsd).

The other remains have not been assigned with any certainty to their generic positions.

3. *The Blue or Compact Limestone.*

The southern borders of the ranges formed by the Caribbean Group are fringed here and there by low hills chiefly of limestone, with occasional interstratified beds of clay-slate and shale, lying unconformably upon the micaschists and clayslates, which constitute the larger elevations. This compact dark-blue limestone, often nearly black, contains abundant fossils, but in so metamorphosed a state as to be generally irrecoznizable. We find in some beds what appears to be a mass of serpuline remains, occasionally small univalves show themselves, and rarely a few distinct corals. But the rock is so hard, and the structure of the fossils so altered, as to make it next to impossible to extract any of these organic remains in a state which might admit of study or identification. Consequently we are almost as much in the dark as ever as to the age of these rocks. One important conclusion, however, has been gradually forcing itself upon my mind, which is that the compact blue limestone of Gaspari, Pointe Gourde, the Cotoras, and Laventille does not belong to the same formation as the mica and talc schists and sandstones, the clayslate, quartzite and crystalline limestones of the Caribbean group. The compact limestone is of a later age; for while the Caribbean Group appears to belong to an older paleozoic epoch, the compact limestone

Page 109

may turn out to be newer paleozoic or even older secondary. This is perhaps speaking rather widely ; but the state of the fossils found so far does not allow of a more definite statement. Professor Tate is of opinion that the whole series is jurassic.

My attention was first called to the fossils of the compact limestone by Dr. Stevens, who was engaged at the gold mines of Venezuelan Guiana. He showed me a piece of limestone containing small gastropods, like *Murchisonia* (*M. anna* Billings), and small bivalves like *Leptodomus*. Dr. Stevens was aware that I had already discovered organisms in the clay slates and calciferous slates of the older series. Further search in the blue limestone resulted in my finding a shell differing slightly from Dr. Steven's specimens, and more resembling another North American species of *Murchisonia* (*M. linearis* Billings). Lately I have discovered at the Cotoras (at Five Islands) a number of specimens of a *Turritella*-like shell, which, however, I am not able to refer with any certainty to *Murchisonia*, although there is a possibility that it may belong to that or an allied genus. There was, I thought, a resemblance between the specimens and some of the narrow forms of *Nerinea*, but I was unable to demonstrate either a hollow axis or folds on the columella. Several specimens also occurred of another and much smaller gastropod (like *Loxonema lincta* Phill. Pal. Foss). Supposing my ideas of the resemblances of these fossils to be somewhere near the truth, the age of the compact limestone might be Devonian or Carboniferous. The corals found associated with the shells are of a massive kind, but I could not detach a fragment. I have been told of the discovery of a heterocirral fish in these rocks, the specimen having



*Page 110*

been found in one of the quarries near Portofspain, but I have not seen it. It might throw some light upon the question. Unfortunately, no fossil that I have seen is sufficiently decided in its characters for me to pronounce more certainly upon the subject. The discovery of a trilobite, a graptolite, or an ammonite, would relieve us from a great deal of perplexity, and I feel great faith that some such evidence will be forthcoming eventually.

Some of the beds of the blue limestone have a strong resemblance to certain varieties of oolite. A section of this exhibits a number of very closely packed elongate-oval opaque-grey grains, embedded in a darker material. When this rock is weathered, the grains are dissolved out and the intermediate material remaining bears a resemblance to *Stromatopora* or *Eozoon*.

*Organic Remains from the Blue Limestone.*

? *Murchisonia*, two or three species.      *Leptodomus* species.

? *Loxonema* species.

also a massive reef-coral and many serpuline fossils.

II. ON THE DISCOVERY OF TERTIARY COAL AT WILLIAMS-VILLE, SAVANAGRANDE. By R. J. Lechmore Guppy, F.L.S., F.G.S., etc.

*Preliminary Notice.*

A short account of the Coal Bed discovered at Williams-ville may be of interest to the members of the Association. A visit to the spot where the bed is being worked enabled me to take a few notes with respect to it.

Page 111

The site of the discovery is on the Montserrat road, about half a mile from the railway between Union and Brothers. The workings are in the valley along which the road runs. The seam is from four to five feet thick, and the coal is apparently of fair quality, but so extremely friable that it falls on handling into very small pieces. This property is prejudicial to the value of the article.

The dip of the bed is between  $50^{\circ}$  and  $60^{\circ}$  to the W.N.W., consequently the strike is about N.N.E. The containing strata are clays without fossils, probably belonging to the upper part of the miocene (*h*, Fig. 3), lying unconformably upon the secondary rocks. The strata are probably the equivalents of the Caroni series (*h''*, Fig. 3), but they are deposited on the opposite (southern) side of the neocomian ridge which traverses the middle of the island. Our knowledge of the geological structure of this part of the country is extremely deficient owing to the want of exposures, without which no geologist could ascertain with precision the position and relations of the rocks. In Fig. 3 I have endeavoured to present an improved view of the succession of the rocks of Trinidad, based upon the results of the geological survey; but with such improvements as observations extending over fifteen years have enabled me to suggest. In this diagram *h*, *h'*, *h''*, and *h'''* represent the miocene or tertiary coal-bearing formations, which probably pass up near the south coast into pliocene beds, which also include lignite and carbonaceous shales. The extent of the eocene formation is not clearly defined; this formation does not contain beds of lignite so far as known, but many of its beds are impregnated with asphaltic products, which in my opinion are derived from the miocene formation.

*Page 112*

There can be no doubt of the existence in the Caroni carbonaceous series (Miocene) and its equivalents both to the north and to the south of the central ranges of extensive deposits of tertiary coal which will sooner or later be of much value to the island. The seam which is the subject of this paper is not at present worked to a greater depth than eight or ten feet, owing to the influx of water, which cannot easily be drained off, but would require engine power if the pits are carried much deeper. Moreover, the clays cave in, and would require appliances such as are generally used in mining operations to keep the pits open. But as the seam runs into the hill a greater depth of it will at every step be available without serious hindrance from water, provided proper means be used to prop the working and prevent caving in.

Want of time and opportunity prevents me at present from following up this subject more closely, but I trust hereafter to be able to pay some attention to it.

I have seen specimens of coal from other seams in the Montserrat district, which, owing to their less friable nature, will probably prove to be of higher value. The Williamsville coal may prove useful for making gas, and also for smithy purposes ; but to be adapted for general purposes without waste it would have to be manufactured into a form similar to the so-called "patent fuel." In any case, however, the precise value of the article must be determined by experiment, for it is difficult to pronounce upon its exact qualities by inspection only. A reference to the geological map will show that the existence in the neighborhood of the Guaracara of deposits of asphalt and petroleum has already been indicated ; and some recent discoveries of glance asphaltum

*Page 113*

in quantity may possibly lead to the opening up of a new branch of productive industry in the island.

The quantity of rocks in this island yielding asphaltic and bituminous substances which may hereafter be valuable for the production of illuminating and other oils by distillation is very great. Tertiary coal was discovered and worked in Couva many years ago. The site of the beds is marked on the geological map, and they probably extend with more or less interruption all across the island to the north of the Tamana and Montserrat ranges. I append hereto an extract from a report on the Couva coal by Mr. Wall, Director of the Geological Survey.

The late discoveries added to my own observations make it seem probable that the Nariva series of the Government geologists, is the equivalent on the south side of the central range of the Caroni carbonaceous series on the north; and if this be correct, we may expect to find a series of coal beds extending from the Guaracara valley on the west to the Nariva swamp on the east. In support of this view I may state that the section made by the Geological Survey of the country between Sanfernando and Montserrat bears out the theory of the contemporaneity of the so-called Nariva series with the Miocene (Caroni) series.

*Extract from a Report by G. P. WALL, F.G.S., Director of the Geological Survey, on the Mineral Fields of the Couva District, dated "Trinidad, 1st May, 1857."*

The deposits of mineral fuel in the district of Couva, consist of carbonaceous beds of a character intermediate between lignite and coal. A practical trial of the economic value of this substance was made by Mr. Maurice Rostant, who was

*Page 114*

perfectly satisfied that if a quantity could be obtained it would be of great use in the operations of the sugar works, although, from the proximity to the surface, and the consequent exposure to atmospheric and aqueous deterioration, the specimens employed must have been much inferior to that existing at a depth. The only beds at present known—three in number—are intersected by the Savanetta river on the Caracas estate. The thicknesses are twenty inches for the upper and twelve inches each for the two lower seams. They are associated with clays, sands, and peculiar blue and grey shales, which repose on an extremely ferruginous stratum, under which are the limestones and calcareous sandstones of the Montserrat hills, near the base of which range the strata in question are situated. Proceeding north toward the plain of Couva, the carboniferous clays and shales are soon covered with loose sands, so that their extension in this direction is at present indeterminate. The section (Fig. 4) illustrates the stratigraphical relations just described.

In mineral character, these beds of lignitic coal bear considerable resemblance to specimens of a similar substance discovered at Pointe Noir; and the geologists have ascertained that both belong to the same formation, which extends, as described in their Report, across the island.

In passing from the center of the ridge (in the vicinity of Tumana) to the Caroni, the sequence showed in Fig. 5 was observed. In this section there is a much greater development of the same ferruginous stratum as exists at Couva; but one passes directly from it to the sands, without traversing any intervening clays or shales. If then the carboniferous series exist there they must be concealed by the greater extent and thickness of the sands in this locality.

Page 115

EXPLANATION OF DIAGRAM.

Fig. 1 shows approximately the lines of the principal dislocations which have affected the older rocks of Trinidad, and produced the Gulf of Paria and the Bocas.

Fig. 2 is a diagram showing the probable extent of the subsidence by which the Bocas and Gulf of Paria were produced.

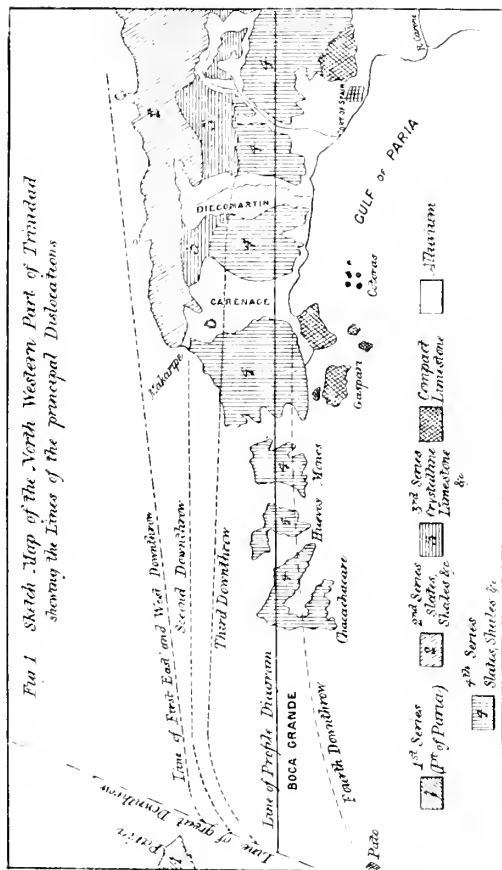
Fig 3 shows the general succession of the Rocks of Trinidad—*a*, *b*, *c*, *d*, Caribbean Group ; *e*, compact limestone ; *f*, secondary rocks ; *g*, eocene of Tamana and Manzanilla ; *g'*, eocene of Sanfernando ; *h*, miocene of Guaracara ; *h'*, miocene of South Naparima ; *h''*, miocene, of Couva, Savanetta, Pointe Noir, etc. ; *h'''*, miocene and pliocene of Moruga, Mayaro, etc. ; *i*, post pliocene or detrital series.

\* Principal dislocations or faults.

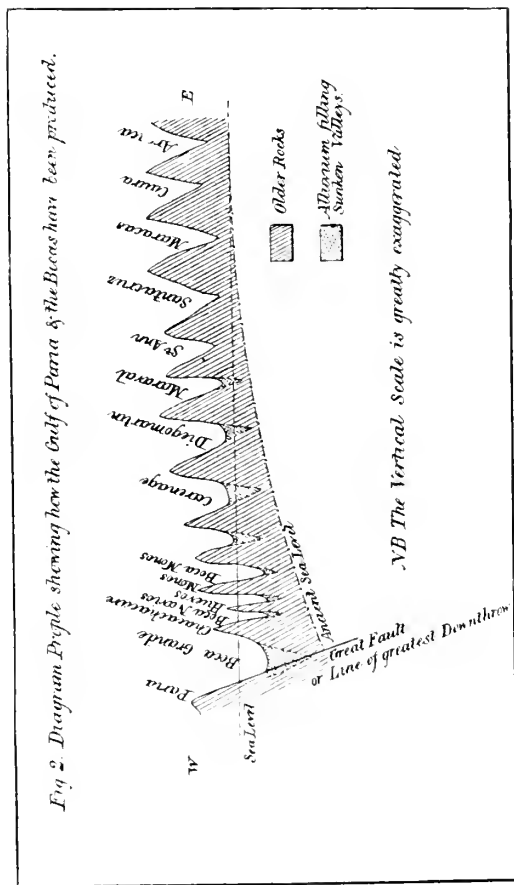
Figs. 4 and 5 are referred to in Mr. Wall's report.

---

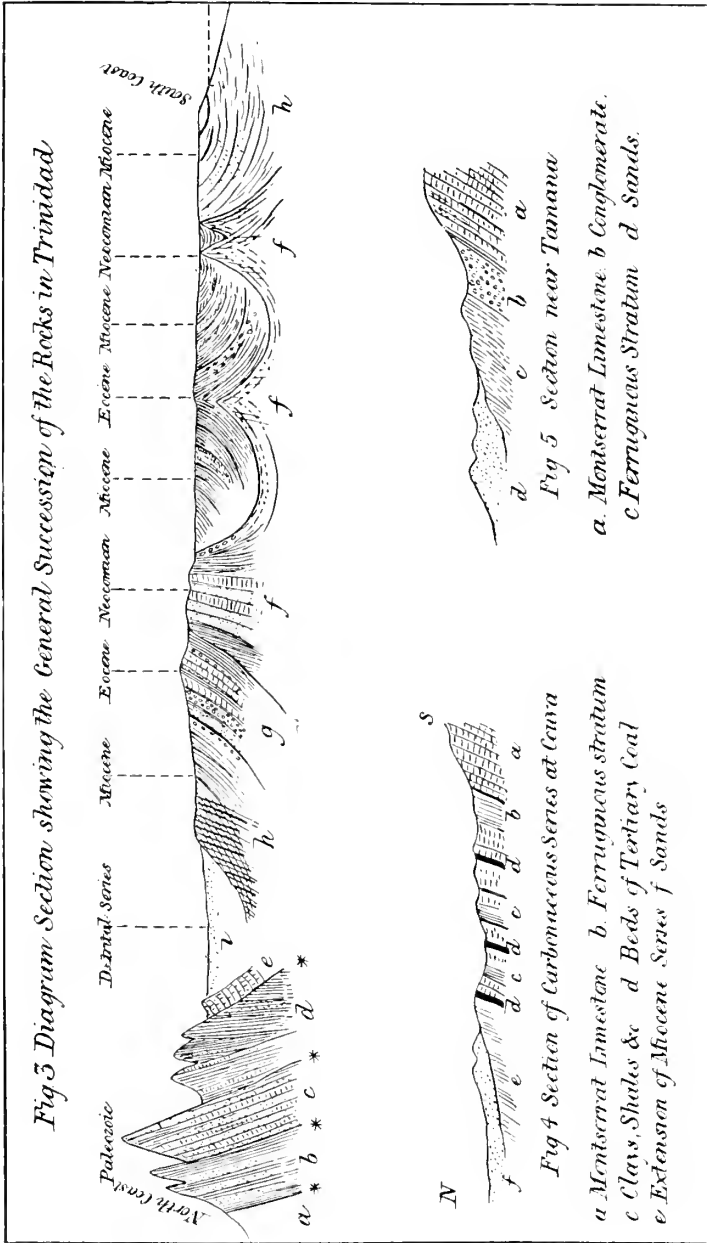
PROC SCIENT ASSOC TRINIDAD, 1877




PROC. SCIENT ASSOC. TRINIDAD 1877









*Page 168*

PAPER No. 8.

*ON THE RECENT AND TERTIARY SPECIES OF LEDA  
AND NUCULA FOUND IN THE WEST INDIES :  
WITH NOTICES OF WESTINDIAN SHELLS.*

Read before the Scientific Association of Trinidad, Nov.  
20, 1878 and published in the "Proceedings", vol. 2, pp.  
168-180 with pl. 7.

CONTENTS.

- |                                |                                    |
|--------------------------------|------------------------------------|
| ½ 1. Preliminary observations. | ½ 3. Miocene Pteropoda of Jamaica. |
| 2. Species of Leda and Nucula. | 4. Descriptions of Molluska.       |

Page 169

*Preliminary Observations.*

The genus *Nucula* was created by Lamarck in 1799, for small bivalve shells having a nacreous interior and a line of numerous hinge-teeth interrupted beneath the umbo by a pit for the insertion of the ligamental cartilage. The few species known to Linné were included in his genus *Arca*. The genus *Leda* is ascribed to Schumacher, who published the name in 1817. But it was not until some twenty or thirty years ago that the name was generally adopted for the rostrated species formerly included in *Nucula*. Of the little group of Arcadæ formed by these two genera, D'Orbigny describes only two species in his "Mollusques de Cuba;" viz., *L. vitrea* and *L. jamaicensis*, both of which have been found in the Gulf of Paria. The same author, in his "Voyage dans l'Amerique Meridionale," mentions nine species of *Leda* and five of *Nucula*. Of these, *Nucula semiornata* and *Leda patagonica* (the latter now recorded from the Gulf of Paria), are the only ones named from the eastern side of the South American continent, the other twelve being all west coast shells, and apparently different from any Westindian or Brazilian species. Hanley gives two species as Westindian (Recent Bivalves, 1843-56), one being the *Nucula tellinoides* said to have been found at Cumana, and the other the *N. recurva* of Conrad, neither of which has occurred to me. Krebs, in his list of the Westindian Molluska (1864) does not name any species of the group.

Other general observations on the Molluska treated of in this communication will be found prefixed to the descriptions in each of the following sections: it is only necessary here for me to express the hope that the roughness of the accompanying illustrations will be pardoned on the ground that

Page 170

artistic skill for the execution of such work is not to be found here. The figures are only intended to give, in conjunction with the descriptions, a fair general idea of the shells wished to be represented, and it should not be supposed that they are meant for finished drawings.

§ 2. *The Species of Nucula and Leda.*

1. *Nucula schomburgki.* Forbes (Pl. vii., f. 10.)

*N. schomburgki*, Forbes, in Schomburgk, History of Barbados, p. 565.

*N. schomburgki* Guppy, Geol. Mag., 1867, p. 500.

The likeness of this shell to *N. bivirgata*, *N. ornatissima*, and *N. cobboldiæ* was remarked by Prof. Forbes when describing it, and he gave the greater weight to its alliance with the latter. Nevertheless, to me it appears more nearly allied to *N. bivirgata*. The recent species of the small group of divaricately ornamented *Nuculas*, in which the above extinct species find their place, are *N. castrænsis* and *N. divaricata*. Eocene, Barbados, Trinidad (Sanfernando).

2. *Nucula crosbyana* n. sp. (Pl. vii, f. 3, 3a).

Oval-elliptical, sub-equilateral, scarcely attenuated behind, thin, smooth, shining, indistinctly marked by some close concentric riblets, more visible towards the regularly curved ventral margin; ends rounded, slightly gaping, the anterior end the shortest, forming an angle with the hinge-line; umbones small, scarcely prominent; hinge-teeth about twelve before the ligamental pit and about fifteen behind it. Length, 16 mm.; height, 8½ mill.

I received from Mr. W. O. Crosby two dead valves of this species, dredged by him in the Gulf of Paria. In shape it is

Page 171

like a *Solenella*, and it partakes indeed of some of the characters of that genus, as well as of *Nucula* and *Leda*, and were it rostrated it would be referred to the latter. It is quite of a different type to the *Nuculas* which follow, and to those like *N. nucleus*.

3. *Nucula vieta* Guppy (Pl. vii., f. 11).

Proc. Scientific Assoc. Trinidad, 1867, p. 174.

Geological Magazine, 1874, pl. xviii., f. 8.

A *Nucula* of obliquely subtriangular form, like *N. proxima* and *N. mixta*, with regular round concentric ribs. Small specimens only have occurred in the Pliocene of Trinidad, but it would not be surprising if it proved to be also a recent shell attaining greater dimensions than those we have seen, the largest of which are  $3\frac{1}{2}$  mill. in height and 3 mill. in breadth.

4. *Nucula baccata*, Guppy (Pl. vii, f. 12).

Proc. Scientific Assoc. Trinidad, 1867, p. 174.

Geological Magazine, 1874, Pl. xviii., f. 7.

A *Nucula* of the group of *N. obliqua* and *N. similis*, somewhat similar in style to *N. vieta*, but distinguished by its less triangular form, greater size, and almost smooth surface. The margins of both species are crenulate. *N. baccata* has only hitherto been found in the Pliocene of Trinidad. Our specimens measure 7 mill. in breadth, and  $5\frac{1}{2}$  mill. in height. As nearly all the shells of living species found in the Pliocene (Matura) beds of Trinidad are smaller than their living representatives, it may be anticipated that if any of those now known only as fossils are discovered to be living, the recent examples will be of larger size.

Page 172

5. *L. packeri*, Forbes (Pl. vii., f. 9).

*Nucula* (*Leda*) *Packeri*, Forbes, in Schomburgk, Hist. Barbados, p. 565.

*Leda incognita*, Guppy, Geol. Mag., 1867, p. 500.

Transversely ovate, with round concentric ribs; rostrated posteriorly; lunule and dorsal area broad, distinct, circumscribed by the keels running from the umbones to the extremities. Length  $8\frac{1}{2}$  mill., height 5 mill.

I described a single specimen obtained from the eocene of Sanfernando as a new species under the name of *L. incognita*; but I am now disposed to attribute the differences between it and the *L. packeri* of Forbes to variation and to the state of preservation of the specimens.

6. *Leda vitrea*, Orb. (Pl. vii., f. 6).

*Leda vitrea*, D'Orbigny, Moll. Cuba, vol. ii., p. 262, pl. xxvi., f. 27—29.

*L. perlepida* Guppy, Geol. Mag., 1874, pl. xviii., f. 9.

I am inclined to think that *L. perlepida* from the Pliocene of Trinidad is identical with *L. vitrea* of D'Orbigny, of which I have dredged dead valves in the Gulf of Paria.

7. *Leda clara*, Guppy (Pl. vii., f. 4).

*Leda clara*, Guppy, Geol. Mag. 1874, pl. xvii., f. 1; 1875, p. 42.

Somewhat like *L. vitrea*, but larger and less acutely rostrated. In general shape like *L. sapotilla*, Gould.

Miocene, Jamaica.

8. *Leda acuta*, Gabb (Pl. vii., f. 8).

*Leda acuta*, Gabb, Trans. Amer. Phil. Soc., vol. xv., p. 255. Distinguished from the preceding by its rather more tumid

Page 173

form and its regular equal concentric riblets, which are not (at least posteriorly) parallel with the lower margin.

9. *Leda illecta*, Guppy (Pl. vii., f. 5).

*Leda illecta*, Guppy, Proc. Scient. Assoc. Trinidad, 1867, p. 174.

A *Leda* somewhat like *L. eburnea* Sow., distinguished from the preceding by its smoothness and somewhat pear-shaped form. I copy the original description: "Smooth, ovate-transverse, inequilateral, somewhat tumid on the central portion, posterior end produced into a rostrum which is almost curved upwards; hinge-line somewhat deflected upwards, and interrupted at the umbo; umbones approximated, scarcely prominent beyond the hinge-line; posterior cardinal area broad, smooth, and ill defined." Length 10 mill., height 6 mill.

Eocene, Manzanilla, Trinidad.

10. *Leda bisulcata*, Guppy (Pl. vii., f. 7).

*Leda bisulcata*, Guppy, Geol. Mag. 1867, p. 500, f. 2.

This is as tumid as *L. acuta*, Gabb, but is more rostrated, the riblets are much finer, and are parallel with the margin, whilst the sulcus down the anterior end forms a good distinguishing mark. A trace of a similar sulcus may be observed in *L. jamaicensis*, whose ornamentation, however, is of a much bolder character.

Miocene, Jamaica.

11. *Leda jamaicensis*, Orb.

*Leda jamaicensis*, D'Orbigny, Moll. Cuba, vol. ii., p. 263, pl. xxiv., f. 30—32.

This has not been recorded as fossil. Examples dredged in the Gulf of Paria differ slightly from D'Orbigny's figure.



Page 174

11. *Leda egregia* n. sp. (Pl. vii., f. 1, 2).

Lanceolate, narrow, compressed, ivory-shining, inequilateral, much rostrated posteriorly, somewhat rounded anteriorly, with numerous crowded somewhat lamellar concentric ribs, which become almost obsolete on the central portion of the valves; hinge-teeth fine and long, about 30 in the anterior and 40 in the posterior series, the two series separated by a broad triangular cartilage pit immediately beneath the small and scarcely prominent umbo; anterior dorsal margin gently curved; posterior dorsal area incurved and very distinctly bounded, covered with a dark epidermis, and bounded below by a prominent ridge upon which the concentric riblets rise into small white points; another ridge runs from the umbo down to the margin to form the lower angle of the posterior end. Length 25—40 mill., height 8—13 mill.

Intermediate between *N. tellinoides* Sow. and *N. patagonica* Orb. Several specimens dredged in the Gulf of Paria by Mr. W. O. Crosby.

13. *Leda patagonica*, Orb.

*L. patagonica*, D'Orb. Voy. Amer. Mer., p. 544, pl. lxxxii., f. 1—3.

This fine species in general aspect is not unlike *L. lanceolata* and *L. egregia*. It is distinguished from *L. egregia* by the flattened, not lamellar, ribs; it is less rostrated; the dorsal area is not incurved, and is narrower. The other differences are not easily described, but are readily appreciable upon a comparison of specimens. Our examples are larger than D'Orbigny's, and measure 49 mill. in length and

16 in height. Two dead valves, dredged by W. O. Crosby in the Gulf of Paria.

§ 3. THE MIOCENE PTEROPODA OF JAMAICA.

In my paper on the Tertiary Molluska of Jamaica, published in the *Geological Society's Journal*, August, 1866, p. 281, I quoted a passage from a letter of Mr. Lucas Barrett to Dr. Woodward, in which it was stated that a marl-bed exists in that island, containing abundance of Pteropoda of the genera *Cleodora*, *Creseis* and *Cuvieria*. Up to the present time I have heard no more of that discovery, and we have not, I believe, any account of the specific forms found in Jamaica, except the description given by me of *Hyalæa vendryesiana*. In Haiti, Gabb has discovered six species of Pteropoda, which he has named as follows:—

<i>Diacria bisulcata</i> .	<i>Planorbella imitans</i> .
<i>Balantium undulatum</i> .	<i>Atlanta rotundata</i> .
<i>Styliola sulcifera</i> .	" <i>cordiformis</i> .

I have received additional specimens of the tertiary fossils of Jamaica from Mr. Vendryes, and among them I find two apparently new species of *Hyalæa*, which I take the present opportunity of describing.

1. *Hyalæa vendryesiana*, Guppy.

Geol. Mag. 1874, p. 405, pl. xvii., f. 2*b* (not 2*a*).

This species belongs to the section *Diacria*, whilst the following two may be placed among the typical forms of the genus. There seems to be an error in my original description, for it does not appear that in *H. vendryesiana* the lips are everted or thickened. That character belongs to *H. digitata*, an imperfect example of which is figured with *H. vendryesiana* (fig. 2*a*). In *H. vendryesiana* the lips are

Page 176

thin, straight, and projecting, and the mouth widely open. In *H. ventricosa* the lip formed by the upper valve is very much curved, so as to come quite over and hide the narrow mouth, and in *H. digitata* the lips are thickened and everted.

2. *Hyalea ventricosa* n. sp. (Pl. vii., f. 15).

Almost globular, rounded and much inflated in front ; lower valve swollen ; upper valve spoon-shaped, inflated, adorned by three keels or ribs radiating from the umbo to the extremely reflected and recurved lip ; the central keel more pronounced and distinct ; the lateral ones broader and more rounded ; lateral mucrones simply angular, not pointed, terminal mucro short and pointed ; mouth narrow, hidden by the protusion of the sharp thin lip. Length  $4\frac{1}{2}$  mill., breadth 4 mill.

Bears some resemblance to *H. globulosa* Rang and to *H. quadridentata* Les. in general character. In our shell the lateral mucrones are single, and there is a decided terminal mucro ; the central rib is narrower and more defined than the broader rounded one on each side of it.

3. *Hyalea digitata* n. sp. (Pl. vii., f. 16).

Oblong, rather compressed ; lower valve inflated ; upper valve slightly convex, adorned with three nearly equal rounded radiating ridges, constricted in front, and bordered by a thickened lip ; mouth narrow, lips thickened and everted ; terminal mucro short, sharp ; lateral mucrones scarcely produced. Length 5 mill., breadth 3 mill.

In some respects resembles *H. tridentata* Bosc, and *H. uncinata* Rang, but is not so inflated, and has shorter and less curved lateral mucrones.

Page 177

§ 4. DESCRIPTIONS OF SOME SPECIES OF WESTINDIAN  
MOLLUSKA.

I take advantage of the present opportunity to give sketches and descriptions of five shells, two of which have been previously described, but not figured; the other three are new. Of the five, four are inhabitants of the Gulf of Paria, and the fifth is a small but curious shell from the miocene of Jamaica. *Metula lineata* and *Periploma orbicularis* were dredged in the Gulf of Paria by Mr. W. O. Crosby, of the Boston Society of Natural History. Mr. Crosby discovered not only the species mentioned in this communication as dredged by him, but several others which he kindly communicated to me, and which are of remarkable interest as being either identical with, or nearly allied to fossils of the Westindian miocene. As the specimens referred to are all dead shells, devoid of colour, it has occurred to me as a possibility that they might have been derived from some tertiary bed at the bottom of the Gulf. An hypothesis like this, however, would be at once refuted by the finding of a single living example.

1. *Periploma orbicularis* n. sp. (Pl. vii., f. 13).

Suborbicular, subequilateral, somewhat compressed, thin, nacreous internally, shagreened externally by minute rugosities disposed in radiating lines, and covered with a thin epidermis; anterior side regularly rounded; posterior side somewhat produced, sinuate, and obliquely truncate; umbones prominent, fissured. Height 25 mill., length 30 mill.

Resembles the *Periploma compressa* of D'Orbigny (Voy. Amer. Merid., p. 514, pl. lxxviii., f. 19, 20), but having a greater relative height from the umbo to the margin, is more

Page 178

orbicular in shape. There is also some likeness between our shell and *Anatina globulosa* Lam.

2. *Lithodomus bipenniferus* Guppy (Pl. vii., f. 14).

*L. bipenniferus* Guppy, Proc. Scient. Assoc. Trinidad, 1877, p. 155.

Described in my list of Mollusca from the Gulf of Paria. Several species of *Lithodomus* have been described from the Westindies ; but none that I know of possessing the peculiar characters of this shell, which appears to be most nearly allied to the *L. caudigerus* of West Africa. It is found in almost every piece of limestone and coral in the Gulf.

3. *Metula lintea* n. sp. (Pl. vii., f. 18).

Regularly fusiform, imperforate, cancellated by longitudinal and revolving lines—the latter stronger on the lower whorls, the longitudinal ones more evident above ; spire-turreted, whorls eight, gradually increasing, slightly convex, the first two smooth, the last forming more than two-thirds of the shell ; suture subcrenate, bordered, aperture elongate ; columella truncate, simple or slightly twisted, covered with a thin callus spread along the body-whorl to the outer lip, which is thin and sharp, thickening backwards into a variciform ridge. Length 27 mill., breadth 10 mill.

Dredged by Mr. W. O. Crosby in the Gulf of Paria. Allied to *M. cancellata* Gabb, of the Miocene of Haiti and Jamaica. Our single specimen is distinguished from *M. cancellata* by its very much finer ornamentation, and by the absence of varices ; the thickening near the mouth showing only the incipient existence of the variciform tendency.

4. *Pleurotoma miranda* n. sp. (Pl. vii., f. 19).

Fusiform turreted, whorls about eight, angulated, narrow-

Page 179

ing rapidly, and bearing a row of pointed crenate lamellar tubercles or spines on the angle, above which is a continuous plain revolving ridge; last whorl about two-thirds of the length of the shell; spire elevated, acuminate; aperture elongate, with two sinuses, one corresponding to the angle of the whorls, and the other to the ridge above it; canal long, columella smooth. From the angle of the last whorl to the end of the canal is about one half the length of the shell. Length 13 mill., extreme breadth 5 mill.

Though, on account of the keel above the angle of the whorls and the corresponding sinus of the aperture, I have provisionally described this little shell as a *Pleurotoma*, and assign it as an ally to *Pl. rotata* (Miocene Europe), I cannot overlook its likeness to *Fusus pagodus* and *F. echinatus*. It also has a striking similarity in general outline to the *Thatcheria mirabilis* of G. F. Angas (P. Z. S. 1877, p. 529, pl. liv., f. 1), which is not, indeed, so ornate as our species, and is much larger.

Miocene, Jamaica (H. Vendryes).

5. *Purpura trinitatensis*, Guppy (Pl. vii., f. 17).

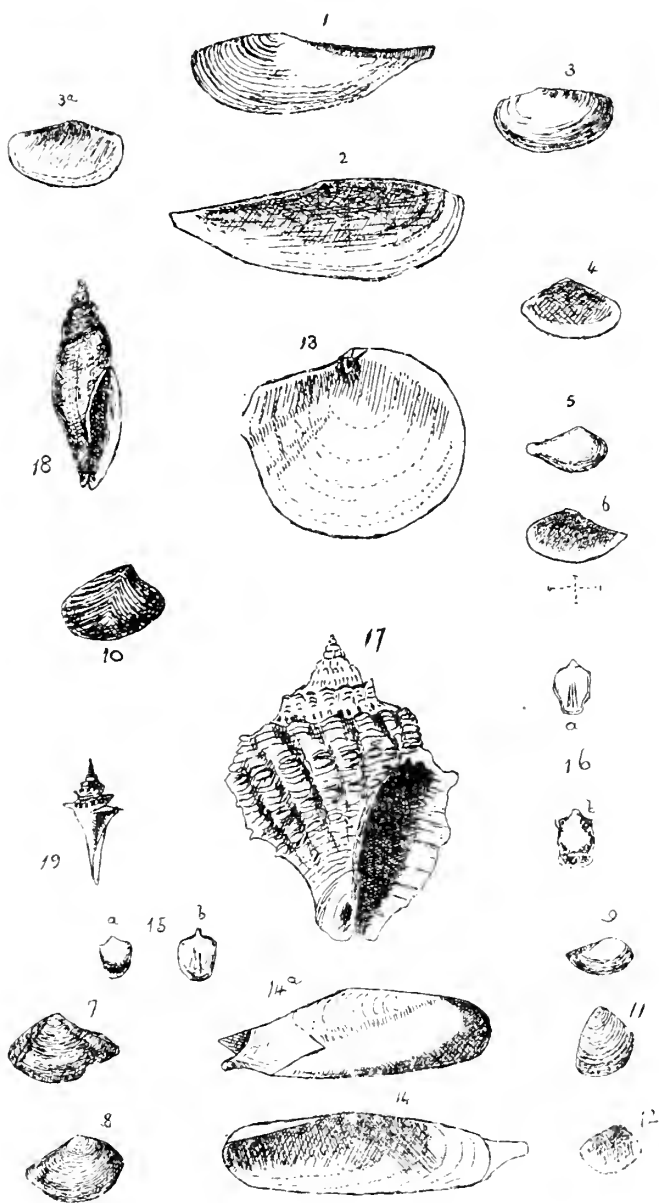
Proc. Scient. Assoc. Trinidad, 1869, p. 366.

Ann. and Mag. Nat. Hist., Jan. 1875, p. 50.

EXPLANATION OF PLATE VII.

- Fig. 1. *Leda egregia*, exterior of left valve.  
 " 2. " another specimen, interior.  
 " 3. *Nucula crosbyana*, left valve, exterior; 3a, interior.  
 " 4. *Leda clara*, left valve, interior.  
 " 5. " *illecta*, right valve, exterior.  
 " 6. " *vitrea*, right valve, interior; magnified.  
 " 7. " *bisulcata*, left valve, exterior; magnified.  
 " 8. " *acuta*, right valve, exterior; magnified.  
 " 9. " *packeri*, right valve, exterior.

PROC. SCIENT. ASSOC. TRINIDAD. VOL. 2. PL. 7







*Page 180*

- Fig. 10. *Nucula schomburgki*, right valve, exterior.  
 " 11. " *vieta*, right valve, magnified.  
 " 12. " *baccata*, left valve, interior.  
 " 13. " *Periploma orbicularis*, left valve, interior.  
 " 14. *Lithodomus bipenniferus*, right valve, interior.  
 " 14a. " exterior.  
 " 15. *Hyalea ventricosa*; *a* lower valve, *b* upper valve.  
 " 16. " *digitata*; *a* upper valve, *b* lower valve.  
 " 17. *Purpura trinitatensis*.  
 " 18. *Metula lintea*.  
 " 19. *Pleurotoma miranda*.

[N.B.—The figures are all of the natural size, except where it is otherwise specified.]

## PAPER No. 9

*ON A HETEROCERCAL FISH FOUND IN THE BLUE LIMESTONE SERIES OF THE LAVENTILLE HILLS.*

Read before the Scientific Association of Trinidad, Nov. 20, 1878 and published in the "Proceedings", vol. 2, pp. 180-181, with plate 8.

In a paper on the Blue Limestone of the Laventille Hills (Proc. Scient. Assoc. Trin., 1877, p. 109), I referred to the discovery of a fish in one of the beds of the series. I had not then seen the specimen, but it has since come into my possession, and is now exhibited to the Association. It consists of part of the vertebral column with the tail-fin of a heterocercal fish. There are about thirty vertebræ present, and the rays of the tail are about fifteen in number. There are traces of fine needle-like spines extending backward from the vertebræ near the tail. The length of the specimen is nearly six inches (15 centimetres); the anterior portion is nearly straight, the posterior part slightly curved. The thickness of the stoutest vertebræ is 5 millimetres; they are nearly all of the same dimensions up to the origin of the caudal fin, whence they rapidly taper off to its extremity.

The specimen came from the Piccadilly quarry on the east side of Portofspain. It is exposed on the surface of a thin

Page 181


dark-red micaceous sandy lamina, the usual parting between the beds of limestone in the quarry named. There is not a vestige of dermal tissue, or of any other portion of the fish, except those described above. (See Plate VIII.)

Notwithstanding the meagreness of the characters afforded by the specimen, I venture to assign it a provisional name, and a place among the Ganoid fishes, as *Acanthodes elongatus*. The genus *Acanthodes*, to which I refer our fossil, is characteristic of Devonian and carboniferous rocks; and, supposing my determination to be near the truth, the additional evidence just furnished is in favour of the view taken by me in the paper referred to at the commencement of this notice as to the probable age of the Blue Limestone series, and its entire distinctness as a formation from the mica and talcschists and sandstones, the clayslate, quartzite and crystalline limestones of the Caribbean group.

- - - - -

PROC. SCIENT. ASSOC. TRINIDAD. VOL. 2, PL. 8





*Page 193*

PAPER No. 10.

*ON THE FOSSIL ECHINODERMATA OF THE WEST  
INDIES.*

Read before the Scientific Association of Trinidad, July 16, 1879 and published in abstract in the "Proceedings," vol. 2, pp. 193-199.

*(Abstract).*

The author stated that in 1868-9 Professor P. T. Cleve, of the University of Upsala, travelled in the Westindies and investigated the geology and mineralogy of several of the islands, an account of which he published in 1870. He made collections of fossils, among which was a fine series of echinoderms from the islands of S. Barts and Anguilla. These were studied by M. Cotteau, who distinguished thirty-

Page 194

three species, all of which were carefully described and delineated in a paper published in 1875. By the kindness of Professor Cleve, the collection had come into the possession of the present author, who now took the opportunity of exhibiting the specimens, and of presenting some observations upon them. A very large addition had now been made to our knowledge of the tertiary echinoderm-fauna of the West-indies, and strong support was thereby given to the determination, previously made, of the relative ages of the S. Barts and Anguilla beds, as Eocene and Miocene respectively. The author concluded with a reference to the paleozoic and mesozoic echinoderms of the Caribbean area, which, though of great interest, were known chiefly from imperfect material.

*List of the Species.*

1. *Cidaris melitensis*, Wright.

*C. melitensis*, Wright (as of Forbes) Ann. and Mag. Nat. Hist., 1855, p. 7, pl. iv., f. 1.

*C. melitensis*, Guppy, Journ. Geol. Soc., vol. xxii., p. 297.

*C. melitensis*, Cotteau, Description des Echinides Tertiaires des Iles S. Barthélemy et Anguilla (Kongl. Svenska Vetenskaps-Akademiens Handb., band 13, No. 6) 1875, p. 8, pl. i., f. 1—10.

I should include under this name *Cideris clevi*, Cott. (pl. i., f. 15, 16) and *C. anguilla*, Cott. (pl. i., f. 17, 18). It is well known that some cidarids have two different kinds of spines; and in the matrix containing the specimen of *C. anguilla* is one broken example of the usual form figured by Cotteau (pl. i., f. 9, 10) as the spine of *C. melitensis*. On the tablet containing the three original examples of *C. melitensis*

Page 195

procured by myself from Anguilla I affixed, in 1865, a specimen of a spine identical with *C. anguilla*, Cott.

Miocene, Anguilla.

2. *Cidaris loveni*, Cott.

Cotteau, Echinides tertiaires de S. Barts and Anguilla, p. 10, pl. i., f. 11—14.

Though very near to *C. melitensis*, this species appears to be characterized by good and permanent differences.

3. *Echinometra prisca*, Cotteau.

Cotteau, Echinides tertiaires, p. 12, pl. i., f. 19—27.

The specimens are similar in all respects to those recorded by me (Journ. Geol. Soc., vol. xxii., p. 299), as *Ech. acufera*, and perhaps differ sufficiently from the recent form to be under the circumstances entitled to a recognition as of specific rank.

4. *Echinoneus minor*, Leske.

Cotteau, Echinides tert., p. 14, pl. i., f. 28—30.

M. Cotteau does not give a specific name to this. It is probably the same as the *Ech. cyclostomus* of my paper, for which, however, the name *Ech. minor* may be preferable.

5. *Clypeaster antillarum*, Cotteau.

Cotteau, Echinides tert., p. 15, pl. ii., f. 1—3.

In M. Cotteau's paper this is stated to be from Anguilla, but the label assigns the species to Portorico, and I am inclined to the belief that the latter is correct.

6. *Clypeaster concavus*, Cotteau.

Cotteau, Echinides tert., p. 16, pl. ii., f. 4—8.

In my account of the Westindian fossil Echinidæ I considered this to be the *Clyp. ellipticus* of Michelin. Cotteau disagrees with this view, and gives the name of

Page 196

*Cl. concavus* to the species. Among my original specimens from Anguilla are some which approach more nearly to the figure of *Cl. ellipticus* given by Michelin than the example figured by Cotteau does ; and I am not at all sure whether upon an examination of a large series my first determination may not ultimately be adopted.

7. *Sismondia antillarum*, Cotteau.  
Cotteau, Echinides tert., p. 17, pl. iii., f. 1—4.  
Eocene, S. Barts.
8. *Sismondia anguillæ*, Cotteau.  
Cotteau, op. cit., p. 18, pl. iii., f. 5—8.  
Miocene, Anguilla.
9. *Echinolampas ovumserpentis*, Guppy.  
Journ. Geol. Soc., vol. xxii., p. 300, pl. xix., f. 4—6.  
Cotteau, Echinid. tert., p. 20, pl. iii., f. 13—21.  
I am inclined to regard *Ech. antillarum*, Cotteau (p. 19, pl. iii., f. 9—12), as a form of this species.  
Eocene, S. Barts (also Trinidad).
10. *Echinolampas clevei*, Cotteau.  
Cotteau, Echinid. tert., p. 23, pl. iv., f. 1—5.  
Apparently a very distinct form. Eocene, S. Barts.
11. *Echinolampas lycopersicus*, Guppy.  
Journ. Geol. Soc., vol. xxii., p. 300, pl. xix., f. 8.  
Cotteau, Echinid. tert., pl. iii., f. 22—26.  
I regard *Ech. anguillæ* (Cotteau, p. 24, pl. iv., f. 6—8) as merely an unusual form of this species.  
Miocene, Anguilla.
12. *Echinolampas semiorbis*, Guppy.  
Journ. Geol. Soc., vol. xxii., p. 299, pl. xix, f. 7.  
Cotteau, Echinid. tert., p. 24, pl. v., f. 1, 2 ; and pl. vi., f. 1. Miocene, Anguilla.



Page 197

13. *Echinanthus antillarum*, Cotteau.  
Cotteau, Echinid. tert., p. 26, pl. iv., f. 9—12.  
Eocene, S. Barts.
14. *Schizaster (Periaster) elongatus*, Cotteau.  
Cotteau, Echinid. tert., p. 27, pl. v., f. 6.  
Eocene, S. Barts.
15. *Schizaster subcylindricus*, Cotteau.  
Cotteau, Echinid. tert., p. 31, pl. v., f. 14—17.  
I feel quite unable to separate *Sch. antillarum* (Cotteau, p. 28, pl. v., f. 3—5) from this species. The points of difference noted by Cotteau are subject to great variation in the species of this group, and cannot usually be depended on for specific characters.  
Eocene, S. Barts.
16. *Schizaster scilla*, Desm.  
Guppy, Journ. Geol. Soc., vol. xxii., p. 301.  
The *Schizaster loveni* of Cotteau (p. 29, pl. v., f. 9—13) is the same as the species recorded by me under the above name. The specimen called *Sch. devei* (Cotteau, p. 29, pl. v., f. 7, 8) appears to be a somewhat abnormal form of the same.  
Miocene, Anguilla.
17. *Agassizia devei*, Cotteau.  
Cotteau, Echinid. tert., p. 33, pl. vi., f. 2—10.  
The genus *Agassizia* is represented in the existing seas by two species only, so far as known, one found on the west coast of South America, the other in the Antilles. The species under notice is interesting as being the only echinoderm known to be found in both the Miocene and Eocene of the Westindies.

Page 198

18. *Prenaster loveni*, Cotteau.

Cotteau, Echinid. tert., p. 34, pl. vi., f. 11—15.

It seems to be straining generic distinctions rather tightly to separate *Prenaster* from *Agassizia*; but it is to be feared that many authors carry subdivision to an excessive length among echinoderms.

Eocene, S. Barts.

19. *Brissus cxiguus*, Cotteau.

Cotteau, Echinid. tert., p. 35, pl. vi., f. 16, 17.

The examples of this species recorded by me in 1866 Jour. Geol. Soc., vol. xxii., p. 301) as *Br. dimidiatus* Ag. (= *unicolor* Klein) were much larger and in better preservation than the single specimen of Cleve's collection. I leave the species under the name given to it by Cotteau, though I have doubts as to the possibility of finding grounds for a clear specific distinction between it and the recent form.

20. *Brissopsis antillarum*, Cotteau.

Cotteau, Echinid. tert., p. 37, pl. vi., f. 19—25.

Miocene, Anguilla.

21. *Macropneustes antillarum*, Cotteau.

Cotteau, Echinid. tert., p. 39, pl. vii., f. 1—3.

Eocene, S. Barts (also Cuba).

22. *Macropneustes devei*, Cotteau.

Cotteau, Echinid. tert., p. 40, pl. vii., f. 4—7.

Miocene, Anguilla.

For these two species, and for another one found in the Pyrenees, Cotteau has created a new genus, *Peripneustes*.

23. *Plagionotus loveni*, Cotteau.

Cotteau, Echinid. tert., p. 41, pl. viii., f. 7, 8.

Page 199

The genus *Plagionotus* appears to be scarcely distinct from *Eupatagus*.

Eocene, S. Barts.

24. *Eupatagus antillarum*, Cotteau.

Cotteau, Echinid. tert., p. 43, pl. vii., f. 7—11.

Eocene, S. Barts.

25. *Eupatagus devei*, Cotteau.

Cotteau, Echinid. tert., p. 44, pl. viii., f. 1—4.

Under this name I must also include *E. grandiflorus* (Cotteau, p. 45, pl. viii., f. 5, 6).

Eocene, S. Barts.

25. *Asterostoma cubense*, Cotteau.

Cotteau, Echinid. tert., p. 46.

---

For the names of the Westindian Fossil Echinodermata, not mentioned in the above list, see Geol. Mag. 1874, p. 444, and Proc. Scient. Assoc. Trinidad, vol. i., p. 165. For a reference to the paleozoic species, see Proc. Scient. Assoc. Trinidad, vol. ii., p. 108, (Dec. 1877).

Page 178

PAPER No. 11.

REMARKS ON THE GEOLOGICAL POSITION OF THE  
POLYCYSTINA BEDS OF SOUTH NAPARIMA.

Published in "The Agricultural Record", vol. 3, Aug.-  
Dec., 1890, pp. 178-180.

The subject of the Polycystina beds of South Naparima appears to have attracted some little notice of late, for we find communications thereon in the pages of the *Agricultural Record*. I do not pretend to be well up in all the points of discussion. The few words I have to say will be chiefly directed to the elucidation of the geological position of the polycystina deposits.

I have not been able to find the first mention of the occurrence of radiolaria in Trinidad rocks. I am told that a paper on the subject appeared in one of the English scientific journals, but I have never been able to find it. The references to the subject in the Geological Report on Trinidad are rather scanty.

In a paper published in the 22nd volume of the Journal of the Geological Society (1866, p. 571) I gave a diagram of the coast section at Sanfernando. This sketch was very imperfect on account of the disintegrated materials from the upper part of the cliff having obscured the nature and relations of the beds. Nevertheless, in main features the diagram fairly represents the position and succession of the rocks. I was wrong, however, in supposing certain of these beds to be unfossiliferous. I subsequently discovered that they contained abundant foraminifera, and in 1872 I published an account of the discovery with a preliminary list of the foraminifera. They were as follows:—

<i>Nummulina ramondi</i>	—DeFr.	} These are only found in the lower beds of the Eocene.
<i>Orbitoides mantelli</i>	—Morton	
<i>Amphistegina vulgaris</i>	—Orb.	
<i>Spiroculina nitida</i>	—Orb.	} From the Nodosaria Beds.
<i>Glandulina luvigata</i>	—Orb.	
<i>Nodosaria glabra</i>	—Orb.	
“ <i>hispida</i>	—Orb.	
“ <i>raphanistrum</i>	—Linn.	
“ <i>ovicula</i>	—Orb.	
“ <i>pyrula</i>	—Orb.	
<i>Dentalina elegans</i>	—Orb.	
“ <i>filiformis</i>	—Orb.	
“ <i>communis</i>	—Orb.	
<i>Orbulina univera</i>	—Orb.	
<i>Globorigerina bulloides</i>	—Orb.	
<i>Polymorphina gibba</i>	—Orb.	
<i>Rotalia orbicularis</i>	—Orb.	
“ <i>corallinarum</i>	—Orb.	

In the paper referred to, which was published in the December

## Page 179

1872 part of the "Proceedings of the Scientific Association Trinidad," and in the Geological Magazine (1873, p. 62), I gave particulars to which I would refer for further elucidation of the matter. I have only now to add with reference to this part of the question that I have not been able to explore that part of the coast section at Sanfernando which lies between the portion shown in my diagram in the Geological Society's Journal (previously referred to) and the mouth of the Siperó River, and that I think it likely that an exploration of that portion of the section would throw some further light upon the relations of the Sanfernando beds (Eocene) and the South Naparima marl (Miocene).

In my paper published in the "Proceedings of the Scientific Association of Trinidad" for December, 1877, I gave a diagram (fig. 3) to show the general succession of the rocks of Trinidad. In engraving this diagram the artist left out several of the letters of reference, of which an explanation is given on page 115 of the accompanying text. According to the diagram and the explanation the rock formations of Trinidad are in ascending order as follows:—

- (*a b c d*) Caribbean group (paleozoic).
- (*e*) Compact limestone (Devonian) ?
- (*f*) Secondary rocks (Neocomian).
- (*g*) Eocene of Sanfernando.
- (*g'*) Eocene of Manzanilla.
- (*h*) Miocene of Guaracara.
- (*h'*) Miocene of South Naparima (including the polycystina marls.
- (*h''*) Miocene of Savaneta, Point Noir, &c.
- (*h'''*) Miocene and Pliocene (mostly the latter, I believe), of Moruga, Mayaro, &c.
- (*i*) Postpliocene.

The letters omitted by the artist were *g*, *h* and *h'*, while *g'* was written as *g*. Had these errors not been committed, my views as to the relative age of the rocks of Trinidad, including the Eocene marls of Sanfernando and the Miocene marls of South Naparima, would have been clear to any one referring to the diagram quoted and its explanation.

In December, 1888, and January, 1889, I corresponded with Mr. Jukes-Browne, then in Barbados. Under date 8th January, he asks me: "Is the P. marl at San F. interbedded with the other beds? If not and if the exposure is an isolated one, is it not possible that the marl overlies the Eocene as it does here? In the absence of contained fossils (except Radiolaria) and in the absence of direct evidence, it seems to me that the marl may be of any age later than Eocene." I replied to this, sending Mr. Jukes-Browne a copy of my diagram and explanation (fig. 3 and

Page 180

page 115 of the "Proceedings of the Scientific Association," December, 1877,) supplying the missing letters in the diagram, showing that the Miocene Polycystina marls are not interbedded with the Eocene beds.

It is a little difficult to indicate without the diagram itself where the missing letters ought to come, but I will try to do so. Setting the diagram before one, and measuring from the line marking the righthand margin of the plate along the line intended to indicate the surface of the ground, it is about 45 millimetres to where the letter *h'* should have been placed. The *g* should have been 50 to 55 millimetres from the same starting-point or 5 to 10 millimetres to the left of *h'*, the latter coming under the word "Miocene" and the *g* coming under the word "Eocene." Then the *g* under the word "Eocene," somewhat to the left of the middle of the diagram, should be turned into *g'*. The answer to Mr. Jukes-Browne's query, which I have quoted, is therefore in the affirmative.

A study of so much as is known of the Sanfernando Eocene inclines me to the belief that the lower beds of that formation were deposited in shallow water, and that during the deposition of the succeeding beds the water was gradually deepening, until at the close of the Eocene period the deposits assumed an oceanic character. The enormous changes in the physical geography of the Caribbean area of which we have evidence, and upon which I have touched in several of my papers, probably took place upon the close of the Eocene period and extended far into or even occupied the whole of what we call the Miocene epoch of this area, which includes not only the West Indies, but some considerable portion of Central and South America.

I have put together the foregoing notes in somewhat of a rough and imperfect manner ; but I propose, should opportunity serve, to draw up a more complete account of the Eocene and Miocene deposits referred to, with illustrations and a more extended notice of the organic remains.

---

P. S.—To the list of Foraminifera from the Orbitoides beds must be added *Tinoporus baculatus*, P. and J., that being the name of the organism described by me in the 22nd volume of the Journal of the Geological Society as *Cisseis asterica*. The list of fossils from the nodosaria beds will have to be largely augmented.

*Page 277*

PAPER No. 12.

*THE MICROZOA OF THE TERTIARY AND OTHER  
ROCKS OF TRINIDAD AND THE WEST INDIES.*

Paper published in the "Journal of the Field Naturalists' Club" for Dec. 1893, pp. 277-290.

On any question relating to the geology of Trinidad the first reference naturally is to the Geological Report of G. P. Wall and J. G. Sawkins. Previous to the publication of that report in 1860 the knowledge we possessed relative to the structure of the island was of the most meagre and erroneous kind. But the conditions of the Colony restricted so much the time and means at the disposal of the Surveyors that a general outline only was possible to them, leaving the details to be filled in by the irregular and erratic hand of the amateur. Hence the descriptions of the sedimentary strata of the district of Naparima contained in the report were more imperfect even than the natural conditions and difficulties of observation, themselves pretty considerable, need have made them. The relations of the various

strata, their position and order of succession as well as their origin and organic contents were imperfectly elucidated ; and for part of this there is the excuse that it is exceedingly difficult if not impossible to obtain anything like clear evidence of superposition among the different beds or formations. It is usually by inference alone that we have to deduce the respective positions and age of the beds. And in this of course there is liability to error.

The tertiary rocks of Naparima in Trinidad are described in the Report as a series of marls, conglomerates and calcareous sands. The Report mentions the cliffs of marl, the most important exposure of the series, on the shore of the Gulf of Paria. These cliffs extend some distance north and south of the Town of San Fernando. After alluding to the extensive presence of asphalt in the beds, the Report states the existence of calcareous nodules, thin beds of limestone, and some sandstones, and refers particularly to a stratum to the south of the Town standing out into the Gulf and appearing at first sight like a vertical dyke of asphalt. This stratum is figured in the Report and the authors state that on examination they found it to be merely a highly inclined layer of marl with fragments of shells and a large proportion of bitumen. This is the bed referred to in my communication of July 1863\* to the Scientific Association of Trinidad as being entirely or almost entirely composed of the remains of *Orbitoides* and *Nummulina*. I referred to this bed again in 1866 when I read to the Geological Society a paper on the relations of the Tertiary formations of the West Indies. Among the illustrations to that paper was a diagram sketch of part of the coast section near San Fernando,† and Professor T. Rupert Jones was good enough to append a note on the *Orbitoides* and *Nummulinae*.‡ I had indicated as unfossiliferous certain other beds exposed in the coast section. The oolitic texture of these and others of the Naparima rocks had been noted in the Geological Report, but apparently the exact nature of that texture had not occurred to the authors any more than it had to me when writing my paper of 1866. A subsequent and more careful examination showed me that the supposed oolitic grains were no other than minute fossils belonging chiefly to the order Foraminifera.

I announced this discovery in a paper read before the Trinidad Society in 1872 and published in the "Geological Magazine" for 1873. In it I gave the names of fifteen species of foraminifera besides those already recognized from the *Orbitoides* bed. Subsequently I published in the "Geological Magazine" (Sept. and

\*Reprinted in "Geologist," 1864, page 159.

†Quart. Journ. Geol. Soc. vol. xxii (1866) p. 571.

‡See also Geol. Mag. vol. i, p. 102.



Oct., 1874,) a further account of the West Indian tertiary fossils with a list of all the species of invertebrates (except corals) known up to that time from the tertiary rocks of the West Indies, leaving out the most recent formations whose fossils are all or nearly all of living species. Since then some other fossils have been described by the late professor W. M. Gabb\* and by myself; † but until the late discussion arose on the microzoic rocks of Trinidad and Barbados the only name to be added to the list of forty-four foraminifera recorded from six West Indian localities was *Tinoporos pilaris* Brady, a fossil from Jamaica, Cumana and other places.

The gradual accumulation of evidence on the subject of the relative age of the West Indian geological formations led to the conclusion that the fossiliferous beds of Naparima and Manzanilla in Trinidad ought to be separated from the Miocene deposits of Haiti, Jamaica and Cumana as of distinctly older date and containing a decidedly different fauna. Consequently in my paper of 1874 just quoted the name Eocene is used for these older beds. ‡ There still remains in Trinidad a considerable series of formations (the Caroni series) having fossils similar to those of the miocene beds of Haiti, Jamaica and Cumana.

In my paper published in the "proceedings of the Scientific Association of Trinidad" for December, 1877, I gave a diagram to show the general succession of the Rocks of Trinidad. According to that diagram and the explanation thereof the rock-formations of Trinidad are in ascending order as follows:—

- (a b c d) Caribbean group (paleozoic)
- (e) Compact Limestone (Devonian?)
- (f) Secondary rocks (Cretaceous)
- (g) Eocene of Naparima (including the foraminifera-beds)
- (g) Eocene of Manzanilla.
- (h) Miocene of Guaracara (Nariva Series)
- (h') Miocene of South Naparima (including the Radiolarian Marls)
- (h'') Miocene of Savaneta, Point Noir &c. (Caroni series)
- (h''') Miocene and Pliocene (probably the latter in most part) of Moruga, Mayaro, &c.
- (i) Postpliocene (including the "Detrital Series")

Though the diagram was very rough and susceptible of much

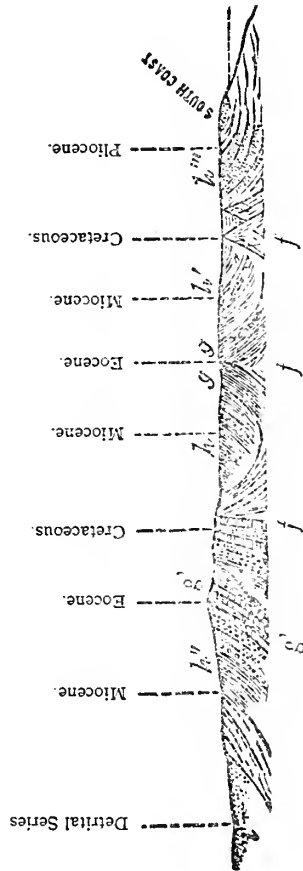
\*Trans. Amer. Phil. Soc. vol. xv. p. 49, and Proc. Acad. Nat. Sci. Phil. 1872 p. 270.

†Quart. Journ. Geol. Soc. vol. xxxii 1876 p. 516.

‡On this point see Cleve, Kongl. Svenska Vetenskaps-Akad. Handl. Band ix No. 12 (1871), and Annals New York Academy of Science vol. ii (1881) p. 190; also Cotteau on West Indian Fossil Echinoderms, Kongl. Svenska Vetenskaps-Akad. Handl. Band. xiii, No. 6, (1875).

Page 280

amendment yet as it represented fairly correctly the main features of the succession of the Rocks in Trinidad I reproduce here that portion of it which relates to the cretaceo-tertiary formations with the letters corresponding to the synopsis just given.



The principal deductions from the observations I have made on the Microzoic deposits of Naparima are stated in my paper read to the Geological Society\* and I do not propose now to go over the same ground again. I may, however, briefly state some of those conclusions namely that deep water (say somewhere about 1000 fathoms more or less †) existed where Naparima now is ; that the nearest land was some twenty to twenty-five miles distant from thence and that that land was the Parian range that is to say the northern mountain range of Venezuela then forming a continuous and unbroken chain with our northern hills. We infer also that the Parian range was the southern boundary of a mass of land occupying some portion of the present Caribbean Sea but of what extent we have not the means of judging at present. Any one wishing for fuller information on the subject can refer to my paper just quoted. I may mention as matters of economic importance that the use of some of the Naparima marls for the manufacture of cement, and of the Argiline of the Naparima Hill for polishing purposes as well as railway ballast are alluded to in the paper. Some account has been given first in the Geological Report and next in my paper just referred to of the so called Argiline of Naparima Hill. Identifiable fossils have not hitherto been found in this rock. However, we are only on the threshold of knowledge as regards this as well as the other formations of Trinidad. Beds of different texture occur in the argiline, some being more sandy in composition. In these I have found very evident organic remains though I cannot yet say exactly what they are. In another stratum of the same rock I found two or three identifiable foraminifera, namely *Pullenia* and *Sphacroidina*, both deep water forms. But many of the other Naparima and Pointapier rocks contain a great variety of remarkable and interesting Microzoa and other fossils. Besides the Foraminifera and Radiolaria we have some small corals and polyzoa and many spines and plates of echinoderms (including Holothurians, brittle-stars, common sea-stars and sea-eggs,) spicules of seafans and seapens and of sponges (both siliceous and calcareous). The Pointapier Ditrupa-bed contains abundance of such organisms as well as coccoliths, peculiar little organisms characteristically abundant in deep sea deposits ; and also pretty little star-like objects figured by Jukes-Brown and Harrison in their paper. These I have considered to belong to

\*Quart. Journ. Geol. Soc. vol. xlviii (1892) p. 519.

†Brady (cited by Jukes-Brown and Harrison, Quart. Jour. Geol. Soc. vol. xlviii (1882) page 197) estimates the depth of water in which the foraminiferal beds of Barbados were deposited at from 500 to 1000 fathoms. The fauna of our Naparima beds is almost identical. When my paper was written I had not seen Jukes-Brown and Harrison's paper and had no knowledge of its contents.



Page 283

Besides the above I have identified a good many others with more or less certainty. In the foraminifera-rocks I have come across the following among others

Periphæna decora                      Halioma oculatum  
Spongosphæra rhabdostyla      Lithocyclia ocellus.

I have not done more work in the identification of the radiolaria and diatoms partly on account of the difficulty already mentioned of isolating and mounting them and partly on account of the unscientific way in which they have been named. What are evidently merely individual forms have been described as genera and species. There is little satisfaction therefore in working at the nomenclature of these organisms until someone undertakes the task of its revision and simplification, in fact to do for this subject what Parker, Jones and Brady and Carpenter have done for the Foraminifera.

As regards the Foraminifera which constitute the most important element of this Microzoic fauna and the one I am best acquainted with, I have introduced some slight changes from my former paper. A few names I was not quite sure of have been omitted including some forms of doubtful validity and a few I have since discovered have been added. There are still some whose affinities are undetermined. Of the forms whose names are given there are some which are marked varieties or show constant differences from the types and these may probably hereafter receive distinctive names. The foraminifera of the radiolarian marls are generally poor and small examples.

Several of the Microzoa are of limited occurrence and very few indeed pass through the series. Globigerina occurs most abundantly in all the beds except the shallow water ones, namely the Orbitoides and Amphistegina beds and the Ally creek shell-bed. The Nummuline forms (Orbitoides, Nummulina, Heterostegina, Amphistegina and Tinoporus) are confined to these beds. The following occurred each in a single sample of rock from the Globigerina beds; Anomalina polymorpha, A. anomala.

The following are also of very restricted occurrence though the first three are tolerably abundant in the beds in which they occur.

Miliolina (several forms)	} Very rare.
Amodiscus incertus, A. charoides	
Discorbina bertheloti	
Pulvinulina menardi	
Nonionina (one or two species)	

Another very rare form is one I have not yet determined—this is like a Glandulina in shape but appears to unite some of the characters of Lagena and Miliolina (Biloculina). I do not say, however, that it really combines the characters of those groups.

Page 281

The most abundant *Nodosarias* are those identified as *N. abyssorum* and *N. rugosa*, both to a certain degree anomalous, the first an account of the polymucronate apex, the latter on account of the peculiar structure of its test. In the columns of the appended table relating to the Trinidad rocks an attempt has been made to give an idea of the relative frequency of occurrence of each of the forms named. This has been done according to the following scale:—

	1000	represents	1000	examples	or	more.
500	''		500	to	1000	examples.
100	''		100	to	500.	
50	''		50	to	100.	
10	''		10	to	50.	
5	''		5	to	10.	
1	''		1	to	5.	

For the other localities I could not add such indications, being without any information as to relative frequency of occurrence. I feel sure that many if not all the gaps in the table will hereafter be filled up when sufficient search has been made for rocks of corresponding age and conditions of deposit. We have information of the occurrence in Cuba and Haiti of oceanic beds. The table clearly shows the strong resemblance between the fossil foraminiferal faunas of Trinidad and Barbados.

The table is not intended to give an exhaustive list.\* There are many other forms in my collection. Even of the forms ranked under the names here given some have marked and constant differences which might intitle them to varietal distinction.

\* I might also add that if my object had been to give a long list of names I might have almost doubled the number given in the table, so numerous are the varieties occurring in the Trinidadian rocks.

Page 285

Tables showing the Distribution of the Foraminifera of the  
Cretaceous-Tertiary Microsoic Rocks of Trinidad.

	TRINIDAD					
	Ditrupe-bed Pointapier	Orbitoides-bed, Amphistegina- & Shell-beds.	Globigerina-beds of Naparima.	Radiolarian-beds of S. Naparima.	Barbadoe Oceanic- beds	Miocene of Haiti, Jamaica, Cunana, &c.
Milfolina venusta	...	50	...	...	*	...
oblonga	...	5	...	...	...	...
agglutinans	...	10	...	5	*	...
seminulum	...	1000	50	...	...	*
subrotunda	...	10	...	...	...	...
cuvieriana	...	100	...	...	...	...
auberiana	...	5	...	...	...	...
trigounla	...	...	10	*	...	...
Spiroloculina tenuis	...	5	...	5	...	...
tenuiseptata	...	10	...	...	...	...
limbata	...	...	10	*	...	*
fragilissima	...	1	...	...	...	...
excavata	...	...	5	...	...	...
alata	...	...	1	...	...	...
Biloculina ringens	...	5	...	1	...	...
depressa	...	...	...	1	*	...
lævis	...	...	5	...	...	...
Cornuspira involvens	...	1	...	...	...	...
Planispirina celata	...	...	50	*	...	...
contraria	...	10	...	...	...	...
sigmoidea	...	...	1	...	...	...
Trochammina coronata	...	...	10	...	...	...
conglobata	...	...	10	...	...	...
Webbina clavata	...	1	...	10	...	...
Hormosina globulifera	...	...	10	...	...	...
Amodiscus incertus	...	1	5	500	...	...
charoides	...	...	...	10	...	...
gardialis	...	5	...	5	...	...
Vertebralina striata	...	...	...	...	...	*
Orbitolites complanatum	...	...	...	...	...	*
Cyclamina cancellata	...	...	...	...	...	...
orbicularis	...	...	50	...	...	...
Haplophragmium agglutinans	...	...	...	...	...	...
glomeratum	...	...	10	*	...	...
emaciatum	...	...	...	...	...	...
Haplostiche soldanii	...	...	...	...	...	*
Reophax nodulosa	...	...	...	...	...	...
pilulifera	...	...	10	...	...	...
Clavulina communis	...	50	...	10	...	...

Page 286

	TRINIDAD					
	Ditrupe-bed Pointapier	Orbitoides-bed, Amphistegina- & Shell-beds.	Globigerina-beds of Naparima.	Radiolarian-beds of S. Naparima.	Barbados Oceanic- beds	Miocene of Haiti, Jamaica Cumaná, &c.
parisiensis	...	10	...	10	...	...
Verneuilina pygmaea	...	...	...	10	...	...
polystropha	...	10	...	...	...	...
propinqua	...	...	...	10	...	...
spinulosa	...	1	...	...	...	...
triquetra	...	5	...	5	...	...
Bigenerina capreolus	...	...	...	...	...	...
pennatula	...	...	100	*	*	...
Pavonina flabelliformis	...	...	...	5	...	...
Spiroplecta americana	...	...	...	5	...	...
annectens	...	...	...	1	*	...
Textularia agglutinans	...	...	...	10	...	*
turris	...	...	...	5	...	...
barretti	...	1	...	1	...	*
sagitula	...	10	...	5	...	...
Gaudryina pupoides	...	...	...	10	*	...
baccata	...	...	...	10	...	...
pariana	...	10	...	...	...	...
Cuneolina pavonia	...	...	...	...	...	*
Bulimina contraria	...	5	...	1	...	...
pyrula	...	10	...	...	...	...
striata	...	...	...	...	*	...
inflata	...	1	...	5	...	...
buchiana	...	...	...	1	...	...
elegans	.....	...	...	...	...	...
affinis	...	...	10	*	*	*
ovata	.....	...	...	...	...	...
pupoides	.....	...	...	...	...	...
Pleurostomella brevis	...	...	...	10	...	*
rapa	...	...	...	5	...	...
alternans	...	...	...	10	...	*
subnodosa	...	...	...	50	*	*
Chlostomella ovoidea	...	...	...	1	...	...
Bolivina pusilla	...	...	...	5	*	...
robusta	...	...	...	...	*	*
nobilis	...	100	...	...	...	...
zenariensis	...	...	...	...	*	...
beyrichi	1	...	...	...	...	...
alata	1	100	...	...	...	...
Cassidulina crassa	...	...	...	...	...	*
kevigata	...	1	...	5	...	...
subglobosa	...	...	100	...	*	...
Ehrenbergina serrata	...	...	...	...	*	...



	TRINIDAD					
	Ditrupea-bed Pointapier	Orbitoides-bed, Amphistegina- & Shell-beds.	Globigerina-beds of Naparima.	Radiolarian-beds of S. Naparima.	Barbados Oceanic- beds	Miocene of Haiti, Jamaica, Cuba, &c.
Ellipsoidina ellipsoides	...	?	...	10	...	*
exponens	...	...	...	1	...	*
Glandulina rotundata	}	...	...	10	...	...
levigata		...	...	...	...	...
obtusissima		...	...	...	...	...
æqualis	...	...	...	5	...	...
Nodosaria radicular	...	...	...	10	...	*
communis	...	...	...	10	...	*
pauperata	...	...	...	10	...	*
mucronata	...	...	...	10	...	*
longiscata	...	...	...	10	...	*
arundinea	...	...	...	10	...	...
farcinen	...	...	...	10	...	...
ovicula	...	...	...	10	...	*
pyrula	...	5	...	50	...	*
hispida	...	...	...	5	...	*
veruculosa	...	...	...	10	...	...
plebeia	...	...	...	10	...	*
raphanus	...	5	...	10	...	*
obliqua	...	5	...	10	...	*
rcemeri	...	...	...	10	...	...
filiformis	...	...	...	10	...	...
consobrina	...	...	...	10	...	...
simplex	...	...	...	10	...	...
rugosa	...	...	...	100	...	*
abyssorum	...	...	...	100	...	...
raphanistrum	...	...	5	10	...	*
acicula	...	...	...	5	...	...
scalaris	...	...	...	1	...	...
comata	...	...	...	1	...	...
Vaginulina legumen	...	...	...	5	...	*
Rhabdognonum tricarinarum	...	...	...	...	...	...
Margiculina glabra	...	...	...	1	...	*
costata	...	...	...	1	...	...
Allomorpha trigona	...	...	...	...	...	*
Fronicularia milleti	...	...	...	1	...	...
pupa	...	...	...	5	...	*
interrupta	...	...	...	5	...	...
inequalis	...	...	...	10	...	...
complanata	}	...	...	...	...	...
alata		5	...	5	...	*
Cristellaria tenuis	...	...	...	...	...	*
crepidula	...	1	...	5	...	*

	TRINIDAD						
	Ditrupea-bed Pointapier	Orbitoides-bed, Amphistegina- & Shell-beds.	(5)lobigerina-beds of Naparima.	Radiolarian-beds of S. Naparima.	Barbados Oceanic- beds	Miocene of Haiti, Jamaica, Cumaná, &c.	
<i>Cristellaria wetherelli</i>							
<i>aculeata</i>	50	...	...	...	*	...	
<i>cultrata</i>	10	10	50	*	*	*	
<i>rotulata</i>	10	5	10	...	*	*	
<i>orbicularis</i>	...	...	5	...	...	...	
<i>cassis</i>	...	...	1	...	...	...	
<i>italica</i>	...	...	5	...	...	*	
<i>compressa</i>	...	...	10	...	...	...	
<i>obtusata</i>	...	...	10	*	...	...	
<i>nitida</i>	...	...	10	...	...	...	
<i>gibba</i>	...	...	10	...	...	...	
<i>echinata</i>	...	...	5	...	...	...	
<i>papillosa</i>	...	10	...	...	...	...	
<i>calcar</i>	10	...	1	...	...	*	
<i>Lagena striata</i>	...	...	1	...	*	...	
<i>sulcata</i>	...	...	5	...	*	...	
<i>striato punctata</i>	...	...	1	...	*	...	
<i>finbriata</i>	...	...	1	...	*	...	
<i>alveolata</i>	...	...	5	...	*	...	
<i>lævigata</i>	...	...	...	...	*	...	
<i>marginata</i>	1	...	5	*	*	...	
<i>lagenoides</i>	...	...	...	...	*	...	
<i>pulchella</i>	...	...	1	...	*	...	
<i>trigonomarginata</i>	...	...	...	...	*	...	
<i>apiculata</i>	...	...	10	...	...	...	
<i>distoma</i>	1	..	1	...	...	...	
<i>lævis</i>	...	...	5	...	...	...	
<i>squamosomarginata</i>	...	...	5	...	...	...	
<i>castrensis</i>	1	...	1	...	...	...	
<i>orbigniana</i>	...	...	5	*	...	...	
<i>tetragona</i>	...	...	1	...	...	...	
<i>hispida</i>	...	...	10	*	*	...	
<i>aspera</i>	...	...	10	...	...	...	
<i>crenata</i>	...	...	1	...	...	...	
<i>formosa</i>	...	...	1	...	...	...	
<i>longispina</i>	...	...	1	...	...	...	
<i>Polymorphina lactea</i>	...	...	50	*	...	...	
<i>angusta</i>	...	...	1	...	*	...	
<i>problema</i>	...	...	10	*	...	...	
<i>elegantissima</i>	...	...	10	...	...	...	
<i>anceps</i>	...	1	10	...	...	...	
<i>gibba</i>	...	...	10	*	...	...	
<i>burdigalensis</i>	...	...	10	...	...	...	

## TRINIDAD

	Ditrupe-bed Pointapier	Orbitoides-bed, Amphistegina- & Shell-beds.	Globigerina-beds of Naparima.	Radiolarian-beds of S. Naparima.	Barbados Oceanic- beds	Miocene of Haiti, Jamaica, Cuba, &c.
Polymorphina fusiformis	...	...	10	...	...	...
lanceolata	...	...	10	...	...	...
cylindroides	...	...	10	...	...	...
sororia	...	...	10	...	...	...
Uvigerina pygmæa	...	10	50	*	*	...
angulosa	...	1	...	*	...	...
schwageri	...	5	5	...	...	...
porrecta	...	10	...	...	...	...
tenuistriata	...	...	10	*	...	...
canariensis	...	...	5	...	...	...
aculeata	...	1	...	...	...	...
asperula	...	...	50	*	*	...
Sagrina virgula	...	...	1	...	...	...
nodosa	...	...	...	...	*	...
raphanus	...	...	1	...	...	...
Globigerina bulloides	...	1000	2000	...	*	...
inflata	...	...	1000	*	*	...
dutertrei	...	...	1000	*	*	...
conglobata	...	...	1000	*	*	...
pachyderma	...	...	1000	*	...	...
æquilateralis	...	...	100	...	*	...
triloba	...	10	100	...	...	...
quadrilobata	...	10	100	...	...	...
cretacea	...	...	100	...	...	...
digitata	...	...	10	...	...	...
Orbulina universa	...	100	500	*	*	...
Sphæroidina bulloides	...	...	50	*	*	...
variabilis	...	100	...	...	...	...
Pullenia sphæroides	...	1	50	*	*	...
quinquloba	...	1	...	*	...	...
Planorbulina larvata	...	1	...	...	...	...
Discorbina bertheloti	...	...	10	...	...	*
Truncatulina lobatula	...	...	...	...	*	...
akneriana	...	...	10	...	*	...
haidingeri	...	1	500	...	...	...
tenera	...	...	50	...	...	...
mundula	...	...	10	...	...	...
culter	...	...	500	...	...	...
reticulata	...	100	...	...	...	...
Anomalina ariminensis	...	...	...	...	*	...
amonoides	...	5	...	...	*	...
wullerstorfi	...	50	1000	*	...	...
grosserugosa	...	...	500	...	*	...

	TRINIDAD					
	Ditrupea-bed Pointapier	Orbitoides-bed, Amphistegina- & Shell-beds.	Globigerina-beds of Naparima.	Radiolarian-beds of S. Naparima.	Barbados Oceanic- beds	Miocene of Haiti, Jamaica, Cumaná, &c.
Anomalina polymorpha	...	...	10	..	*	..
Pulvinulina canariensis	...	100	...	..	..	..
pauperata	...	...	500	.. *	..	..
elegans	...	...	10	..	..	..
crassa	...	...	...	.. *	..	..
Rotalia soldanii	...	...	500	.. *	..	..
orbicularis	...	...	100	..	..	..
broeckiana	...	100	1	..	.. *	..
beccarii	...	...	...	..	..	.. *
Nonionina exponens	...	...	1	.. *	..	..
depressula	...	1	...	..	..	..
pompilioides	...	...	1	..	..	..
umbilicatula	...	...	...	..	.. *	..
Tinoporus pilaris	...	1	...	..	.. *	..
asteriscus	...	1000	...	..	..	..
vesicularis	...	...	...	..	..	.. *
Amphistegina lessoni	...	1000	...	..	..	.. *
Heterostegina depressa	...	10	...	..	..	.. *
Operculina complanata	...	10	...	..	..	.. *
Nummulina radiata	...	50	...	..	..	.. *
ramondi	...	1000	...	..	..	.. *
rouaulti	...	...	...	..	..	.. *
Orbitoides mantelli	...	1000	...	..	..	.. *
Carpenteria monticularis	...	...	...	..	..	..

Page 169

PAPER No. 13.

*REMARKS ON SOME FOSSILS FROM THE EOCENE  
OF NAPARIMA.*

Read before the Victoria Institute of Trinidad, May 31, 1897 and published in the "Proceedings" for that year, pp. 169-170.

Unfortunately for Trinidad, my collection of West Indian Fossils has left the country, having been acquired by the United States National Museum. To make a collection to replace this would be a work of time, labor and expense which I could hardly undergo. I have, however, availed myself of all such opportunities as have occurred to me to collect Fossils. I here exhibit a few specimens deserving of notice. Some examples of *Echinolampas ovumserpentis* are on the table ; and there is one specimen of

Page 170

*Echinolampas* which differs so much from this that it would generally be regarded as a different and probably a new species, for in some of its characters it is intermediate between the eocene *Ech. ovumserpentis* and the miocene *Ech. semiorbis*. I should be inclined to refer it to the *Echinolampas antillarum* Cotteau (Deser. Echinid. tert. 1875 p. 19, pl. iii., f. 9-11) but it has more of a subcircular contour and a conical profile.

Another Fossil before you is a specimen of *Terebratula carneoides*. This is the finest I have seen of the species. It recalls somewhat *Ter. bicanaliculata*, Schlot. (Bayle and Coquand Foss. de Chili, Mem. Soc. Geol. France, 2 ser. t. 4, pl. viii., f. 17-19) and also perhaps *T. haueri*, Karst. (Kreidebildung von Sudamerika, taf. vi., f. 1.) The principal distinction between *T. carnea* of the Chalk and *T. carneoides* of the West Indian Eocene is the much larger foramen of the latter. From *T. depressa*, Lam. of the Chalk, *T. carneoides* is distinguishable by the absence of a Deltidium. These characters it may be admitted seem scarcely weighty enough to separate species, but they appear to be pretty constant. The cretaceous alliances of our Fossil are evidently strong, but too much weight must not be attached to this point because as pointed out by Davidson the form is represented in the living Fauna by *T. vitrea*.

*T. carneoides* was described by me from the Naparima Beds in quart. Journ. Geol. Soc. 1866 p. 296 pl. xix. f. 2. It was much better figured and described from the Eocene of the Island of St. Barts by Thomas Davidson in Geol. Mag. 1874, page 158 pl. viii., f. 11.

---

PAPER No. 14.

NOTES ON THE PASSAGE BETWEEN THE FORAMINIFERA BEDS AND THE RADIOLARIAN MARLS OF NAPARIMA.

Read before the Victoria Institute, May 31, 1897 and published in the "Proceedings" for that year, pp. 170-172.

On a visit I paid some time ago (November, 1894) to the South Naparima District, my friend Mr. Ludovic de Verteuil pointed out to me what he believed to be the junction beds between the Radiolarian marls and the Foraminifera beds. On examination I was able to verify the fact. I was also able to

observe evidence of the fact that a gradual transition takes place from the Foraminifera beds to the Radiolarian marls—the junction beds occupying a width of about 50 yards or so measured across the upturned edges of the beds at right angles to the strike. From a diagram kindly furnished to me by Mr. de Verteuil it appears that the line of strike of the junction beds extends so far as known from Beausejour and Plaisance through Cedar Grove, La Resource and Philippine, passing to the north-west of Dunmore Hill. This of course is quite agreeable to all former observations of the strike of the Naparima beds.

As regards physical characteristics it may be noted that the junction beds contain a larger proportion of pumice and felspathic material than any other of the rocks of the district that I have examined. Silicious casts of *Globigerina* are another feature worthy of notice in these beds. These casts of the interior of the Foraminifer are of a brilliant white bristling with what look like small spines but which are casts of the pores in the *Globigerina* Shell. In character generally as well as in position the junction beds are intermediate between the Foraminifera and Radiolarian beds. It is now I think proved by indisputable evidence that the passage is conformable and gradual. Previously we have not been able to assert this fact which is one of very great importance and interest from a geological point of view, and has been the source of much inquiry and discussion.

I regret not having been able to make so exhaustive an examination as I could have wished.—Among the Foraminifera I have identified the following.

*Globigerina bulloides*.

*Biloculina depressa*—one moderate example

*Pleurostomella subnodosa*—small and attenuate forms

“ *brevis*—a few

*Ellipsoidina subnodosa*, Guppy

*Gaudryina pupoides*—two fine examples

*Lagena*—several species

*Polymorphina horrida*

*Nodosaria abyssorum* and perhaps two other forms

*Pullenia sphaeroides*

*Pulvinulina pauperata*

*Anomalina grosserugosa*

“ *wullerstorfi* (rare and small)

The abundance of *Lagena* is remarkable. *Nodosaria* is poorly exhibited and small forms only occur. *Globigerina* is fine and large—*Pullenia* is nowhere common to my knowledge, but it is quite as abundant here as I have ever found it.

N. B.—Mr. L. de Verteuil pointed out the junction beds to me in November, 1894, and in February, 1895, I went over the ground again with him and Prof. J. B. Harrison.

PAPER No. 15.

*NOTES ON A SPECIMEN OF GLOBIGERINA ROCK  
FROM NAPARIMA.*

Read before the Victoria Institute May 31, 1897 and published in the "Proceedings," p. 172.

This specimen given to me for examination by Professor J. B. Harrison came from the neighborhood of the S. Madelein Factory. It is a Globigerina Rock of blue-grey tinge containing a large proportion of mud. It shows signs of brecciation. The residue after washing contains a fair series of Foraminifera, but none of fine development—sandy forms including Trochamina, Clavulina, etc., are pretty abundant, and so is Gaudryina pupoides, but I saw none full grown. Bigenerina is common but small.

I am inclined to think that this was deposited in relatively shallow water.

---

APPENDIX.

I give here the names of some additional species of Foraminifera from the Microzoic Rocks of Naparima described or determined since my paper on the subject was read to the Field Naturalists' Club.

- Ellipsoidina ellipsoides, Seguenza
- "    subnodosa, Guppy
- "    exponens, Brady
- Stillostomella rugosa, Guppy
- Fronicularia flabelliformis, Guppy
- Gaudryina lobata, Guppy
- "    pariana, Guppy
- Gonatosphaera prolata, Guppy

The two latter are from the Ditrupabed of Pointapier.

(See paper in Proc. Zool. Soc.—1894, page 647.)



## PAPER No. 16.

## TOBAGAN FOSSILS

Recorded in the "List of Scientific Papers" by Guppy as having been published in the "Bulletin of the Trinidad Botanical Department, April 1903, p. 541." The separate is labelled :

514.—TOBAGAN FOSSILS.—On some specimens of Fossils from Tobago in the Victoria Museum, Trinidad.

*Page 1—of the Separate*

At the Victoria Museum the other day I saw some Specimens from Tobago—one had a Label carefully wrapped round it to the effect that it had been determined by the British Museum Authorities to be *Arca grandis* and therefore was of pleistocene age. This at first puzzled me exceedingly as there did not appear to me the slightest evidence that the Fossil was an Ark—it looked more like an Oyster. However I looked at the other Specimens and the truth then flashed upon me. These two specimens were *Arca patricia* described by Sowerby at Page 52 of Vol. VI. (1850) of the Journal of the Geological Society of London (see my Report on the Tobago Specimens 1901). The likeness of *Arca patricia* to *A. grandis* is alluded to by Sowerby in the place indicated and the differences are pointed out. If a Conchologist met with this shell by itself he might probably identify it with *Arca grandis* and that being a living species he might thence infer the age of the stratum containing it to be pleistocene. But in Haiti and also in Trinidad *Arca patricia* occurs with a very extensive molluskan Fauna containing a large proportion of extinct species many of which bear a remarkable resemblance to living pacific species ; and those Paleontologists who have studied the matter have decided the age of the formation to be miocene (see my Paper on the West Indian tertiary Fossils Geological Magazine 1874, Page 433 ; also Proceedings of the Scientific Association of Trinidad, December 1867, Page 146).

Though Gabb in his account of the Geology of San Domingo identifies *Arca patricia* with *A. grandis* and gives his reasons for so doing I am not prepared (having often found myself at

variance with him as to the identification of Fossils, &c.,) to follow him in this matter. *Arca patricia* is no doubt the West Indian miocene Analogue of *A. grandis*, but the latter is not found on the Atlantic side of America. There are many other shells of the West Indian miocene in the same predicament as *Arca patricia*, that is they are the West Indian miocene Analogues of living pacific shells. Several such species are indicated in my writings: but I would not assume their absolute identity on the ground of their resemblance. The species of the cabinet Naturalist is not always a natural species. I quote from my Paper on the Gulf of Paria on this subject :—"The cabinet Naturalist is often at a loss to find characters whereby to separate what are really distinct species while he finds no difficulty in noting characters whereby to separate a single species into several or even into two or three Genera." In the Paper quoted I have said more on this subject but this may suffice for the present.

(NOTE.—The specimen having the label wrapped round it is not an Ark at all but an Oyster, the same as occurs in the other specimens examined by me but I did not determine its specific name.)

*Page 2*

The following paper on fossils from Tobago was originally published in the *Official Gazette* of Trinidad by order of the Governor August 1901 but as that publication is not widely read the paper is for facility of reference reprinted here :—

---

REPORT ON FOSSILS FOUND IN TOBAGO.

---

1. SPECIMENS FROM LAMBEAU.

"This is a calcareous conglomerate with broken shells. This is a beach deposit—the pebbles included in it are derived from the older rocks of Tobago, the most abundant being of quartzite of a variety characteristic of the Tobagan rocks. The shells are usually too much broken to be specifically determinable but they are of tertiary aspect and probably of miocene or later date. The

shells and pebbles are included in a calcareous paste or matrix formed by the destruction of shells and other calcareous organisms.

## 2. SPECIMENS FROM BOTANIC STATION.

“This is an impure Limestone with small pebbles derived from the older rocks of Tobago. It contains numerous shells but not in recognizable condition. One Fossil however is with little doubt, the *Arca patricia* of the Haitian Deposits and this I think fixes the age of the Stratum as miocene. The deposit was a shallow-water one.

## 3. SPECIMENS FROM MOUNT IRVINE.

“The specimens are Limestone of a different kind to those from the other localities—they have more of a stalagmitic character. They have been picked up on the seashore as they have recent marine organisms adhering to them. This Limestone was probably deposited inside a coral reef or in the lagoon or space between the reef and the shore.

## CONCLUSION.

“The existence of miocene strata in the Island of Tobago is indicated. More investigation would be required before a more definite opinion could be given. Doubtless better specimens of the Fossils will be forthcoming in time. The material from the Botanic Station would be suitable for burning for lime and if in sufficient quantity for the purpose it might be profitable.

“On a short visit I paid to Tobago some years ago, I remarked that the Geology was of an interesting character and highly deserving of investigation. I had however neither time or means to investigate it.”

R. J. LECHMERE GUPPY.

Glenside, Tunapuna, Trinidad,  
29th July, 1901.

*Note.*—In No. 26 of Vol. V. *Bulletin*, page 335 Mr. Guppy kindly favored us with a preliminary Report. At page 362 there is a further short note on a Fossil Oyster also found in Tobago.  
—(ED.)

## PAPER NO. 17.

*SECOND NOTE ON THE MARBELA MANJAK MINE*

Dept. Agr. Trinidad, Bull. Agr. Information, Jan-Apr., 1909, pp. 51-54.

*Page 51*

Having been favoured by James Wilson, Esquire, of Messrs. Goodwille and Wilson, with samples of the rocks found in the Marbela Manjak mine, I was enabled to present a short preliminary note on the subject published in the Proceedings of the Victoria Institute, 1904, and in the Geological Magazine, London, 1904, page 276.

The receipt of additional samples of the rocks, the last of which came through L. J. Bernstein, Esquire, induces me to modify my opinion on some points, and I therefore contribute a second note on the subject.

Down to a depth of about 40 or fifty feet the material obtained in sinking the mine is mostly of a heterogeneous character, showing extensive disintegration and disturbance due partly to pluvial and weathering agencies and partly to human interference. Below that we have indurated clays and sandstones containing gypsum, and it is in these and the subjacent strata that the manjak occurs in veins and seams. These continue down to about 160 feet, and were apparently laid down in an area where tide-water and flood-water were alternately admitted. These deposits were extremely fine grained and the clastic matter in them is mostly very fine sand with a large proportion of argillaceous matter, showing that its origin was at a considerable distance. But below this the fluviomarine character gives place to a decidedly marine one, though the proportion of calcareous matter is still much less than in the typical Naparima rocks. These rocks show the gradual shoaling of the water by matter brought down by the rivers from the neighboring continent. The foraminiferal fauna which in the lower beds is of an entirely deep sea character becomes gradually driven out, and only those species remain

which are capable of existing under estuarine or fluviomarine conditions.

The following is a List of the Foraminifera from the deposits below 160 feet in vertical depth :—

Spiroloculina limbata.	Nodosaria comata.
robusta.	soluta.
Chilostomela ovoidea.	raphanistrum.
Webina clavata.	Glandulina kavigata.
Trochamina proteus.	Cristalaria limbata.
Amodiscus tenuis.	echinata.
incertus.	crepidula.
Cornuspira polygyra.	clypeata.
Cyclamina cancelata.	italica.
pusila.	Frondicularia inæqualis.
Reophax nodulosa.	striata.
Haplophragmium neocomianum.	mucronata.
foliaceum	Uvigerina pygmæa.
Clavulina eocæna.	Polymorphina comunis.
Bigenerina nodosaria.	Bulimina pyrula.
Spiroplecta biformis.	Globigerina buloides.
Bolivina beyrichii.	Truncatulina præincta.

*Page 52*

Textularia gramen.	haidingeri.
trochus.	ariminensis.
Ellipsoidina subnodosa.	Pulvinulina pauperata.
Lagena formosa.	elegans.
orbigniana.	Rotalia soldanii.

(This List is only a preliminary one.)

I have no evidence as to the dip of the strata in the Marbela Mine, except that it is high and variable. The strike is approximately S.W. to N.E.

The sample referred to as having been furnished to me by Mr. Bernstein, came from a depth of about 200 feet. It was a moderately hard very fine-grained sandstone—a sandy Mudrock in fact; black in color with some argillaceous matter in it, and some larger fragments of stone, one or two of which were 6-7 mm. in diameter. The black color seems to be due to carbonaceous matter which is very small in quantity and probably infil-

trated from adjoining beds. This rock contained a considerable number of Orbitoides, similar to those found in the lowest beds of the Naparima Tertiaries. They show that the Orbitoides-bed underlies this series of strata and that the base of the tertiaries has been reached. This bed appears again near the San Fernando Railway Station and at Point Bontour, also at Ali Creek.

The Orbitoides are almost exactly the same as those figured by Brady from Sumatra (Geol. Mag. 1875, Pl. XIV., Figs. 2 and 3), and may for the present be called *O. dispansa*, Sow., though I could not assert the specific distinctness of the specimens placed under that name, and I should prefer to adhere to my former treatment of the nomenclature as recorded in the Journal of the Geological Society, 1892, p. 532. Silvestri has referred the Form called *O. dispansa* to *Lepidocyclina marginata* Micheloti in a Paper in Atti Acad., romana 1906. (See also Silvestri "Sulla Orbitoides gumbelii" in Atti Acad. romana Dec. 1905, page 34). The superficial characters of our Form are similar to those illustrated by Silvestri. Among the Marbela specimens we may roughly distinguish three Forms; 1.° the small or young forms, nearly smooth; 2.° the medium-sized forms, having a pitted or foveate surface; these are much thinner towards the edges than the third form in which the superficial cells are converted into tubercles owing to the development of exogeneous deposit. This which may be called the adult form is almost evenly biconvex. In the small form the process of shell construction is going on, the sarcode body forming cells on a definite cyclical plan for its reception. Having attained its full growth the extension of the sarcode body is lodged in cells constructed for its accommodation on the outer surface of the disk, forming the pitted or foveolate structure of that surface. The organism growing older but still retaining some of its power of secreting calcareous matter gradually covers over or fills up these superficial cells with exogeneous deposit forming the lumps or tubercles seen in old specimens.

The Orbitoides found at Point Bontour where I originally discovered the Orbitoides-bed are easily cut across whereby the internal arrangement of the chambers is seen. But the Marbela

specimens are so infiltrated with mineral matter that the internal structure is obscured. Nevertheless enough is seen to make their relationships tolerably certain.

We originally obtained the names of *Orbitoides mantelii* and the other varieties found in Trinidad, &c., and recorded in my Paper in the Geological Society's Journal, and elsewhere, from T. Rupert Jones, who published a Paper on the Orbitoides from Jamaica in the same Journal in 1863, page 514, and again in the Geological Magazine, 1864, page 103. It was from this last rather than the first-named Paper that we got the names above-mentioned, for in my Paper of 1863, read to the Scientific Association, and re-published in the "Geologist," 1864, page 159, I did not venture to use specific names. Speaking of the Antigua Orbitoides, Rupert Jones says: "This large thin Orbitoides is of considerable interest; it belongs to that species of Orbitoides which is characterized by having vertical partitions to its central layer of chambers, and these more or less cylindrical, namely, *O. mantelii*. It is the exact counterpart of the Orbitoides I have lately observed in the limestone from Malta." He further states that he found the same variety of *O. mantelii* in the Jamaican limestone mixed with *O. dispansa* and *O. fortisii*. Dall, (Proc. U. S. N. Museum 1896, page 329) observes that in no case which he has examined has the West Indian species proved to be the true *O. mantelli*. Upon this Hill remarks (Geology of Jamaica, page 144): "It is now apparent that Dall's recent statement \*\*\* to the effect that *Orbitoides mantelli* has not been found in the West Indian species is incorrect, and we must accept the occurrence of this species as identified by the eminent authorities T. Rupert Jones and R. M. Bagg." The variation in Orbitoides leads me to believe that the different forms found in the Trinidad and other West Indian rocks are all really of one species. I cannot see any true and constant differences between our fossils and those figured by Brady and Silvestri in the places quoted, and by Carpenter (Introd. Pl. XX). In these circumstances I do not feel competent to make any change in the nomenclature, and to avoid confusion I leave matters in this respect as they were be-

fore. Hill's observation that *Orbitoides* are not found above the Eocene is, in my opinion fully borne out by the facts here as well as in Jamaica.

I consider that the rocks occurring in the Marbela Mine down to the depth of 160 feet represent the Nariva series, while the lower beds represent the Naparima oceanic deposits. These last differ in some respects from the Naparima oceanic beds, and the difference may be due to the deposition of the sediments in a shallower sea on the flanks of the cretaceous ridge crossing the middle of the Island and lying to the north of the great Naparima Anticline. In my first note already quoted I described the difference in these words: "A very noticeable difference is that the material of the oceanic beds when washed yields a residue consisting almost entirely of Foraminifera (chiefly globigerina), while that of the Marbela deposit consists of small pieces of slaty-looking and ferruginous materials, the foraminiferal fauna being much scantier than that of the oceanic beds." While admitting a large amount of variation in composition in the

*Page 51*

Naparima rocks, this may be held to be true generally of the oceanic beds. We have to assume therefore a shallower sea and a greater quantity of muddy sediment in this area than in that to the south of Naparima Hill. (*See* my Section in Journal of the Geological Society, 1892, p. 522).

From Mr. Wilson I received some additional samples of a hard sandstone which appear to have come from a lower depth than the *Orbitoides* bed, some 220 feet deep. These contain fossils but not in a determinable condition, and the rock is so hard that there is no means of extracting them. I believe, however, that these rocks are the very base of the tertiaries or top of the cretaceous. I consider therefore, that the rocks at the Marbela Mine represent the equivalent in time of the whole Naparima series and extend downwards from the Miocene inclusive to the Eocene and top of the cretaceous. They were however deposited



in a shallower sea than the true oceanic beds and one wherein the conditions varied somewhat from those.

During the cretaceous period the Amazonian and Orinocan region was occupied by sea as shown by Karsten (*Geognostische Verhältnisse des westlichen Columbien*), while at the same time a portion of the Atlantic Ocean was occupied by land. As explained in my papers ("Growth of Trinidad" and "Geological Connexions of the Caribbean Region,") the sediments of which the rocks of Trinidad are composed were up to the end of the cretaceous period derived from the land which existed to the north and north-east. But upon the close of the cretaceous period and the gradual rise and filling up of the Amazonian and Orinocan region, the sediments now came from the west and south-west inaugurating the period of asphaltic and carbonaceous deposits which probably continued throughout the tertiary period.

The origin of the carbonaceous substances is to be found in the vast quantities of vegetable matter brought down by the rivers from the continent of South America. This matter being of a slightly greater specific gravity than water, is subject to the laws which govern the removal and deposition of sediment or clastic material. Now one of these laws is that material of like specific gravity and of like fineness or coarseness of grain or dimensions of the component parts is deposited together and apart from dissimilar materials. Hence the vegetable matter brought down by the rivers was deposited in layers banks or strata becoming interstratified with other sedimentary materials as the process of sedimentation and deposition went on. Chemical changes supervened which converted the vegetable tissues into the forms in which we now find them, namely Lignite, Asphalt, Manjak and Petroleum.

P. S.—Basing my opinion on the theory expounded above, I predicted two or three years ago that petroleum would be found in the deltas or sedimentary formations at the mouths of tropical rivers. The prediction has already been verified in the cases of Nigeria and Tampico.

## PAPER NO. 18.

ON SOME FOSSIL SHELLS FROM COMPARO ROAD,  
TRINIDAD.

Published in the July No. (1908) of the Bull. Misc. Inform.,  
Botanical Dept. Trinidad, pp. 114-115.

Page 114

Among the fossils submitted to me for determination at different times by Mr. Cunningham-Craig, lately Government Geologist, was one collection of peculiar interest consisting of fresh water shells of Genera and species not now found in Trinidad and forming a fauna completely distinct from any now existing here. The locality given me was Comparo Road. I furnished Mr. Craig with the names of the shells and notes on them; but as I have already waited some considerable time and it may be long yet before any general paper by him appears I think it as well to put on record the names of these fossils.

1. *Hemisinus sulcatus*, Conr.

Amer. Journ. Conch. 1870.

Conrad assigns *H. tenellus* as a near ally of this shell. It is however very closely akin to *H. bicinctus* Reeve an existing species of South American Rivers. *Melania cingulata* Moricand (Journal de Conch. 1860, Pl. xii F. 6) and *M. (Melanopsis) brasiliensis* Mor. (Ibid. Pl. xii, F. 7.) are also very near.

2. *Leptoxis crenocarina*, Myricand.

An inhabitant of Brazilian rivers. A remarkable and aberrant form of *Melania*.

3. *Anodon batesii*, Woodward.

Ann. and Mag. M. H. 1871-4 Ser. Vol. vii. P. 103 Pl. v. F. 10.

There is no need to go to Asia for the nearest Analogue of this Bivalve, which is related to the *Anodon Leotaudi* of our Rivers and equally so to *A. sirionos* Orb. and *A. puelchana* Orb.

of South America. The African Shell figured under the name of *Margaritana pfeifferiana* by Bernardi (Journal de Conch. 1860, Pl. xii, F. 1, 2) bears much likeness to the species named, which are all closely related.

4. *Cyrena semistriata*, Desh.

I had attached the MS. name of *craigiana* to this Shell ; but a closer comparison of the numerous specimens contained in a Slab presented by Mr. Craig to the Victoria Museum caused me to feel doubtful whether it ought to be accounted distinct from the *C. semistriata* of the European tertiaries (Pictet, Paleontologie, Pl. lxxvi, Fig. 10 ; and Forbes, Isle of Wight, Pl. iii, F. 2). It is akin to *C. solida* Phil. of Central American Rivers.

5. There is also a very remarkable Bivalve whose fragmentary condition prevents determination.

The collection indicates fluvial or estuarine conditions and has resemblances to the tertiary deposits of the Amazon's valley

Page 115

whose Fauna has been described by Conrad (Amer. Journ. Conch. 1870) and Woodward (Ann. & Mag. N. H. 1871.) I am of opinion that a pliocene age is denoted.

-----

NOTE.—In addition to the papers referred to by Woodward in the place above cited there is a paper by Etheridge in the Journal of the Geological Society of London, 1879, P. 82 on Fossils collected by Barington Brown in the Amazon's valley.

-----

## PAPER No. 19.

## PRELIMINARY NOTICE OF A DISCOVERY OF FOSSILS IN THE TAMANA DISTRICT, TRINIDAD.

Dept. of Agr., Trinidad ; Bull. Agr. Inform., Jan.-Apr., 1909, pp. 55-56 with plate.

Page 55

Mr. P. W. Jarvis, of the Colonial Bank, has been kind enough to furnish me with some samples of fossiliferous rock from Machipur near Montserrat in the Tamana district. These samples are an indication of the richness of that locality in fossils, and no doubt many remarkable and interesting deposits will be found in the district. The present collection contains corals so highly altered by fossilization as to be scarcely determinable. They are like some of those described by P. M. Duncan from West Indian localities, and better specimens may hereafter be found admitting of specific determination. Most of the specimens are a coral limestone, and in the interstices of this is found a calcareous sandy deposit containing numerous foraminifera polyzoa and echinoderm remains, none of which are in a state for identification except for one foraminifer, namely *Amphistegina*, and this occurs abundantly, but of small size. The most interesting fossil is a crab, of which I append a description. Among molluska there is an olive and a concentrically-ribbed bivalve which might be a *Venus*, but the hinge and interior are not visible. A small imperfect bivalve seems to be a *Limca*.

*Ranina cuspidata*.—New Species.

The Carapace is rather evenly convex and the general contour is almost circular, antero-lateral angles being formed by four flattened acute spines pointing outwards beyond the general outline of the Carapace. These spinose projections are somewhat similar to the foliaceous expansions of *R. palmarca* from which they differ in pointing outwards instead of forwards. The median portion of the Carapace is formed by a round carina which is separated off by moderately deep grooves from the lateral por-

tions, thus dividing the back into three parts, the median part bearing a single row of distant, low, but acuminate tubercles : and each lateral portion two rows of similar tubercles somewhat irregularly arranged. The length of the specimen is about 5 centimetres by  $4\frac{1}{2}$  centimetres in extreme width.

A specimen of *Ranina* collected by me from the Naparima rocks was described by my friend Dr. Henry Woodward, F.R.S., in 1866, under the name of *R. porifera*, (Jour. Geol. Soc., Vol. XXII, p. 591.) Dr. Woodward gave a list of all the species of *Ranina* then known to him, eleven in number, of which ten were fossils from tertiary deposits, and the remaining one is a living species found in Japanese and Eastern seas. I am not aware of any additions having been made to Woodward's list. I am unable positively to allege that our present species is different from that described by Woodward, inasmuch as in the latter the superficial characters of the Carapace are preserved whereas in the present specimen the shell has disappeared. *R. porifera* also lacks the frontal margin so that we do not know what the form

*Page 56*

of it was, while in *R. cuspidata* the frontal margin is almost perfect. Further, the dorsal surface of *R. porifera* is free from tubercles.

The occurrence of *Ranina* in the tertiary rocks of Trinidad is another fact to be added to those noticed in my Paper on the "Geological Connexions of the Caribbean Region," showing the probable connexion by sea between the Caribbean Sea and the Pacific Ocean at a former epoch.

The concentrically-ribbed bivalve referred to in the foregoing Paper is probably *Venus blandiana*, Guppy, (Proc. S. A. Trin., 1873, page 85. Pl. II, F. 8 ; Geol. Mag. 1874. Pl. XVII, F. 8). It is said by Dall, Florida Fossils, Part VI. page 1277) to be like his *Cytherca strigilina*, but I do not know that species. It is like *V. versatilis*, Dolf., Faluns of Touraine (Journ. Conch. 1888, Pl. XII. F. 4).

## EXPLANATION OF THE PLATE.

---

*Tertiary Fossils, Trinidad.*


---

- Fig. 1.—*Ranina cuspidata*—Machipur Tamana, Trinidad.  
 Figs. 2-3.—*Orbitoides dispansus*—Bontour Point, Naparima,  
 Trinidad.  
 " 4-6.—*Orbitoides dispansus*—Marbela Manjak Mine.

---

 PAPER No. 20.

*ON A COLLECTION OF FOSSILS FROM SPRINGVALE  
 NEAR COUVA, TRINIDAD.*

Agr. Soc. Trin. and Tobago ; Society Paper No. 440, paged separately, 1-15. Laid before the Society, Dec. 20, 1910.

*Page 1*

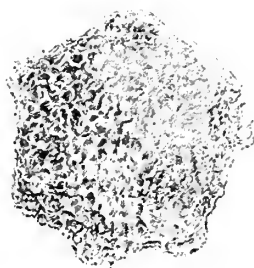
In our study of the Geology of Trinidad, we must proceed step by step, but the general cultivation of elementary geology would facilitate a more rapid progress. Everyone who digs a quarry or makes a boring should preserve samples of the materials, even the least likely looking, found or passed through, and submit them to those who have the means of scientific examination. We have now made a real and important advance in our knowledge of the Tertiaries ; first, from the information gained from the Manjak Mines and secondly, from the discovery of the Springvale fossils. These give us the means of effecting some improvement upon our previous classifications, and to speak with more certainty upon some points, but we have a long way to go before reaching finality, or anything like it.

I make these remarks prefatory to a report on a collection of shells found at Springvale, near Couva, in this Island. These fossils have been confided to me by the Agricultural Society for examination.

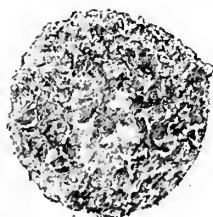
The two kinds of matrix adherent to these fossils seem to indicate that they come from two beds, one a ferruginous shelly




1



4



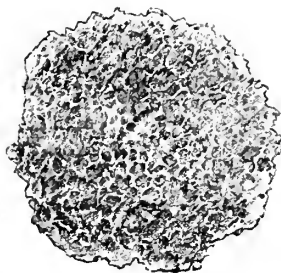
5



2



3



6

1. *Ranina Cuspidata*.

2-6. *Orbitoides Dispansa*.





*Page 2*

conglomerate, the other a grey calcareous sandstone which often consists of little else than comminuted shells. The grains of sand found in varying proportions are fine and of uniform size, indicating deposit in tranquil waters of moderate depth. There are many minute black specks which are probably manganese.

To show the distribution of these fossils, I have appended a table showing the occurrence of the species elsewhere. The presence of characteristic species of the Haitian Miocene indicates that the deposit belongs to that period. Though Dall and others have used the term "Oligocene" for the deposits of this age I see no reason for doing so as the epithet Miocene is sufficiently good for the typical series of deposits found in Haiti, Jamaica, Cuba, Trinidad, Panama, &c., &c. (See my paper on the Caribbean Region, *Trans. Can. Inst.* 1908-9, p. 381.) Most of the species dealt with in this paper are well-known to me as occurring in the Caroni beds of Savaneta. Many of them were procured for me by my excellent friend, the late Louis Alexander Leroy, a planter and colonist of high intelligence and attainments. These I described and published in scientific journals. For the naming of the present collection, I have referred chiefly to the works of Carrick Moore and Sowerby on the Haitian fossils, and to my own writings on the Jamaican, Haitian and Trinidadian fossils. I have also referred to Gabb's work where necessary, and in a few cases to Dall's fine monograph on the Florida fossils.

Some time ago, I published a Note on Fossils from Tamana. As these are of the same geological age as the present collection and as the corals of the Tamana deposit are similar to those of St. Croix, Naparima, I take this opportunity to correct an error made by P. Martin Duncan in his paper on these corals.\* His statements as to the alliances of the Naparima fossils and rocks are incorrect. The St. Croix beds and the Tamana beds are

---

\**Journal Geological Society*, 1867, Page 12.

*Page 3*

miocene as my researches have shown. The Manzanilla beds may be older. The lowest beds of the Naparima series, the Orbitoides bed, &c., formerly called by me the San Fernando beds, are eocene and pass down into the Cretaceous. Here I may take the opportunity to say a few words in reference to the correlation of the West Indian deposits of tertiary age. Gregory has written a valuable paper in which he deals with this question.\* I have made use of his paper in mine on the "Geological Connexions of the Caribbean Region." His erudition and research are profound. From time to time I have sent him copies of my papers. I wish he had been equally kind to me. But he is a "Professor," and has achieved fame in many fields, while I have no titles or any recognition of my work from any scientific authority and probably he looks upon me as one of the small fry not worth notice.† Still if he had sent me his papers I should not have remained so long in ignorance of what he has written. It is difficult in his country, where science is unwelcome, to find the means of making oneself acquainted with all that is published on geological subjects connected with the West Indies. Our Public Library is useless for any scientific purpose, being devoted to the supply of fiction and the scientific works stored there being neglected and inaccessible. Our little scientific institution (called Victoria Institute) gained after years of asking and patient waiting, which might have done something to meet the want, has been perverted from the objects of its foundation to those of a music hall and billiard saloon. Consequently, when I want any information I cannot get within the walls of my own library and museum I have to go at great cost and inconvenience to myself to the scientific museums and libraries of Europe and America. And as I am now getting past work of that sort, having spent over fifty years in the malarious and encraving climate of

\* Journal Geological Society 1895. Page 255.

† In this matter I am quite content to be in the same Company with though on a much lower plane than that eminent man William Smith the father of English Geology—(See what Marcon says about him in "Roches du Jura." Page 353).

## Page 4

Trinidad and been subject, not only to the most terrible fevers, but also the deadly persecution of those who hate science and freedom, and who command all influence in the community, I can do but little.

As I have said, Professor Gregory's erudition and research are profound, but they have not saved him from falling into the error of mixing up the Miocene with the Eocene and calling the result Oligocene. So far as I am concerned, I have objected to the use of the latter term which has only come into use since my eyes have been opened to the distinctions between the Eocene and Miocene of the West Indies. For the deposits containing *Arca patricia*, *Petalocochus*, *Solarium*, *Turbinulus*, *Conus*, &c., &c., in Haiti, Jamaica, Cumana (Venezuela), Trinidad, &c., I prefer to retain the term Miocene. In his paper of 1895 (Journal of the Geological Society, Vol. LI., page 295) Gregory refers to two Echinoids sent him from Antigua as most typical of the West Indian "Oligocene." Of these *Echinanthus antillarum* is stated by Cotteau to be an eocene species from St. Barts while *Clypeaster concavus* (Cotteau) is stated to be from the miocene of Anguilla, having been previously recorded by me from that island under the name of *C. ellipticus*. I fear that some mistake has crept in here, for while the St. Barts formation is eocene that of Anguilla is decided to be miocene. I am the more inclined to suspect a mistake here because I find that *Echinolampas semiorbis*, which I described from the miocene of Anguilla, has been assigned by Cotteau to the eocene of St. Barts. The error is a serious one, because Cotteau cites *E. semiorbis* from Cuba, and much confusion has already arisen as regards the classification and arrangement of the West Indian strata, owing to the want of due care in assigning the fossils to their proper beds. (See Vaughan Jennings in the Journal of the Geological Society, 1892, page 541.) I shall not go further into these points just now because I have in hand a paper on the Geology of Antigua and other parts of the West Indies in which I shall touch on this question. In

## Page 5

the meantime, what I have said is, I think, sufficient to justify the use of the term miocene for the fossils which are the subject of this paper.

---

 LIST OF THE MIOCENE MOLLUSKA OF TRINIDAD, 1910.
 

---

The species found at Springvale, near Couva, are distinguished by the letter S. Those previously known from the Caroni beds have an asterik (\*) added. C denotes the occurrence of the species at Cumana in Venezuela, P in the Pointapièr Ditrupa bed, J in Jamaica and H in Haiti (San Domingo),

- Bula paupercula*—Sow. \* H. C. J.  
     *vendryesiana*—Guppy. \* J.  
*Scalaria leroyi*—Gup. S \* J.  
*Trochita colinsii*—Gab. S.  
*Natica subclausa*—Sow. \* J. H.  
     *canrena*—Lin. S. H.  
     *phasianeloides*—Orb. S. J.  
  
*Aclis teres*—Gup. D.  
*Ringicula tridentata*—G. D. J.  
*Eulima egregia*—Gup. S \*.  
*Turbonila plastica*—Gup. D.  
     *octona*—Gup. D.  
*Turitela planigyrate*—G. S \*.  
*Petalococonchus sculpturatus*—Lea. S \* H.  
*Mathilda plexita*—Dal. D.  
*Carinaria caperata*—G. \*  
*Solarium quadriseriatum*—Sow. S \* J. H.  
*Risoo pariana*—G. D.  
*Benthonella turbinata*—G. D.  
*Dilwynella erata*—G. D.  
*Cadulus parianus*—G. D.

## Page 6

- Cancelaria lævescens—G. J. H.  
     scalatela—G. J. H.  
 Murex miocenica—Dal. S.  
     cornurectus—G. S. H.  
 Typhis alatus—Sow. D. J. H.  
 Latirus teselatus—Dal. S. \* J.  
 Turbinelus validus—Sow. S. H.  
     ovoideus—Kien. \* H.  
 Fasciolaria semistriata—Sow. S. J. H.  
 Ficula carbacea—G. S. \* J.  
 Persona similima—Sow. \* J. H.  
 Coraliophila magna—Dal. S.  
 Oliva cyliudrica—Sow. S \* C. J. H.  
 Ancilaria lamelata—G. S.  
 Conus planiliratus—Sow. S \* J. H.  
 Marginela conformis—Sow. S \* J. H.  
     solitaria—G. D.  
     arcuata—G.  
 Mitra henekeni—Sow. S \* J. H.  
 Clementia tæniosa—G.  
 Sanguinolaria unioides—G.  
 Telina sagræ—Orb. S \* H.  
     strophia—Dal. S.  
 Dosinia liogona—Dal. S.  
     cyclica—G. \*.  
 Teredo fistula—Lea. \* H.  
 Corbula vieta—G. \* J. H.  
     viminea—G. S. J. H.

## Page 7

- Crasinela guppyi—Dal. \* J. H.  
 Cytherea plauivieta—G. S. J.

- Venus blandiana—G. \* J.  
 lialidona—Dal. S.  
 glyptocyma—Dal. S. J. H.  
 Arca patricia Sow. \* H.  
 consobrina—Sow, S \* C. J. H.  
 Limopsis subangularis—G. D.  
 Pecten inequalis—Sow. S. \* J. H.  
 crasicardo—Com. S.  
 Cardium compressum—Dal. S.  
 Ostrea virginica—Gmel. \* H.  
 percrasa.  
 Anomia umbonata—G. \*.

## ARTICULATA.

- Ranina cuspidata—G. \*.  
 Balanus porcatus—Darw. S\*.

## ECHINODERM.

- Brisus exiguus—Cot. S.

This list, though having no pretension to completeness will show how large a proportion of the miocene fossil molluska of Trinidad are found in Jamaica, Haiti and Venezuela.

---

 NOTES ON THE SPECIES.
 

---



---

*Scalaria leroyi*.—GUPPY.
 

---

Geol. Mag. 1874 P. 466 Pl. xvi F. 10 and Pl. xviii F. 2.

The surface characters of the Shells are so much destroyed by the fossilization that a doubt rests on the correctness of the determination.

Page 8

---


*Eulima egregia*.—GUPPY.
 

---

Proc. U. S. Nat. Museum Vol. xix (1896) P. 314 Pl. xxviii F. 11.

The original specimen figured as above came from the Montserrat beds.







*Solarium quadriseriatum.*—SOWERBY.

Journ. Geol. Soc. 1850 P. 81 Pl. x, F. 8.

Varieties of this chiefly based on surface ornamentation have been described by Dall from the Tertiaries of Florida, and by Toulou from Gatun (Panama).

*Marginela coniformis.*—SOWERBY.

Journ. Geol. Soc. 1850 P. 45.

“ 1866 Pl. xvii F. 2.

The examples are large and fine and may be compared with *M. aurora* Dal. Flor. Foss. Pt. i Pl. vi F. 4A. Others of Dall's Species are very similar. See *M. balista*, *elegantula* and *newmani* figured on Pl. iv of that Work, possibly also *M. floridana* Dal. *M. Sowerbyi* of Gabb figured by me in Journ. Geol. Soc. Pl. xxviii F. 1 is a Form with a higher Spire. I thought that *M. denticulata* Dal. (Flor. Foss. Pt. i Pl. v F. 8) might be the same.

*Mitra henekeni.*—SOWERBY.

*M. henekeni.*—Sow.—Geol. Journal, 1850, p. 46,

Pl. ix. F. 5.

*Mitra silicata.*—DAL.—(Flor. Foss. Pt. i Pl. iv F. 10) seems very like this. *M. symetrica* and *M. longa* of Gabb are probably forms of this, and *M. titan*—Gabb. is a large form without surface ornament.

## Page 9

*Murex miocenica.*—DAL.

Florida Fossils, Part i., p. 146, Pl. ix., Fig. 9.

A single imperfect example.

*Murex cornurectus.*—GUPPY.

Journ. Geol. Soc., 1876, p. 521, Pl. xxviii., F. 4.

An imperfect example.

*Turbinelus validus.*—SOW.

Journ. Geol. Soc. 1850, p. 50.

An imperfect example.

*Fasciolaria semistrata*.—SOWERBY.

Journ. Geol. Soc. 1850, p. 49.

Idem 1866, p. 288, Pl. xvi., F. 12.

The specimens from Springvale are remarkable for size, exceeding eight inches in length. The diameter varies from  $3\frac{1}{2}$  to 5 inches. Like all shells of the Genus the characters vary with age and growth. The apical Whorls are tuberculated or polygonal and cancellate like *F. textilis* which is probably a form of this: the later ventricose whorls are smooth only showing light spiral striation. The most slender example simulates *Achatina reticulata* (an African landshell) in figure. The three columellar plaits are very strong. See for further remarks on this species my paper on the Haitian Fossils, Journ. Geol. Soc., 1876, page 523.

*Latirus tesclatus*.—DAL.

Florida Fossils, Part i., p. 108, Pl. x., F. 8A.

I adopt Dall's name for the miocene representative of *T. infundibulum*.—Gmel.

## Page 10

There is only one example of this species, and it was entirely invested externally with an organism like *Membranipora*, which on examination proves to be more like *Stromatopora*. On the spire, the covering forms a thin layer only, but on the last whorl near the Aperture the incrusting organism forms a Boss of several concentric layers. It resembles *Carpentaria* but there are no large Apertures. The likeness to *Orbitoides* (see Carpenter, Journ. Geol. Soc., 1850, Pl. vii) should not be overlooked.

*Ficula carbacea*.—GUPPY.

Journ. Geol. Soc., 1866, p. 580, Pl. xxvi., F. 7.

*F. misisipiensis*—Gab.—See Guppy, Haitian Fossils, Journ. Geol. Soc., 1876, page 525.

Allied to the Pacific form *F. reticulata*.

Casts only, but retaining sufficient of the shell substance to make the determination certain.

*Coraliophila magna*.—DALL.

Florida Fossils, Pt. i., page 155, Pl. xi., F. 11.

*Ancilaria lamclata*.—GUPPY.

Journ. Geol. Soc., 1866, p. 579, Pl. xxvi., F. 9.

This has some resemblance to *A. shepardii*.—DALL. (Flor. Foss. Pt. i., page 46, Pl. iv., F. 4). These full-grown examples are scarcely distinguishable from *A. glabrata* of the Caribbean Sea. The Spire is covered with enamel and the lamellar pit leaves a chink between it and the Body-whorl. On these characters the generic name of *Dispacus* has been invented for the shell.

*Petalococonchus sculpturatus*.—LEA.

*P. domingensis* Sow. Journ. Geol. Soc. 1850.

Page 51 Pl. x, F. 9.

Dall, Flor. Foss. Pt. ii. P. 305.

## Page 11

*Trochita colinsii*.—GABB.

Caribbean Fossils 1878, Page 342 Pl. xlv, F. 11.

*Natica canrena*.—LINNE.

There are two forms among the Naticas in the Collection, but with no better material at hand I hesitate to separate them.

*Turitela planigrata*.—GUPPY.

Proc. Scient. Assoc. Trin. 1867, Page 169.

Geol. Mag. 1874, Pl. xviii, F. 5.

*Venus glyptocyma*—DALL.

Florida Fossils, Part vi Page 1294 Pl. lv, F. 21.

*V. hendersonii* Dall, Flor. Foss. Pt. vi., P. 1295 Pl. lv, F. 22.

*V. burnsii* Dall, Flor. Foss. Pt. v, Pl. xlvii F. 11.

*V. burnsii* Dall is from the "Oligocene" of Florida. The Form from Jamaica and Haiti has been called *hendersoni* by Dall. *V. glyptocyma* Dall is also from the "Oligocene" of Florida. All

these are in my opinion forms of the one Species which following Carrick Moore I called *V. paphia* that being the name of the recent representative of the Group.

*Venus halidona.*—DALL.

Flor. Foss. Pt. vi, page 1307 Pl. xxxviii, F. 1, 1a.

An imperfect specimen from which much of the Shell has been removed.

*Venus blandiana.*—GUPPY.

Geological Magazine 1874, P. 444 Pl. xvii, F. 8.

This is included here to complete the List but no specimens were found at Springvale. See my Paper on the Tamana Fossils 1909.

Page 12

*Cytherea planivicta.*—GUPPY.

Journ. Geol. Soc. 1866, P. 292 Pl. xviii F. 3.

The figure is poor and barely conveys an Idea of the Shell whose affinities are indicated at the Page cited.

*Dosinia liogona.*—DALL.

Florida Fossils Pt. vi, P. 1230 Pl. liv, F. 11.

*Telina sagræ.*—ORB.

Guppy, Journ. Geol. Soc. 1876, Page 530.

*Telina constricta* Gab.

*Metis trinitaria* Dal. Flor. Foss. Pt. v, P. 1041, Pl. xlvi F. 24.

Dall suggests that D'Orbigny's "Paleontologie de Cuba" was never published. Although it was incomplete I consulted it at the British Museum Library during my investigation of the Haitian, Jamaican and Trinidadian Fossils. I have little Doubt that the Figure of *T. sagræ* given by D'Orbigny was intended to represent the species before us, which resembles *T. biplicata* Conrad and *T. sobralensis* Sharp. among tertiary Fossils and *T. constricta* and *T. gruneri* among living shells. In Carrick

Moore's first List of the Haitian Fossils it was inserted as *T. ephippium*.

*Telina strophia*.—DALL.

Flor. Foss. Pt. v, P. 1019, Pl. xlvii, F. 11.

A mere fragment of shell attached to a cast, but the peculiar sculpture admits of the determination.

*Pecten inæqualis*.—SOWERBY.

Journal Geol. Soc. 1850, Page 52.

Guppy, Journ. Geol. Soc. 1866, Pl. xviii F. 6.

*Pecten demiurgus* Dal. Flor. Foss. Pt. iii, P. 718 Pl. xxvi, F. 3.

Page 13

The specimen originally figured by me from Jamaica was a small example of this species which is much better figured and described by Dall under the name of *demiurgus*. It is abundant and of large size at Springvale.

My reference to *comparilis* (Tuomey and Holmes) is uncertain, but I am inclined to suspect that *P. eccentricus* Gabb belongs to this species.

*Pecten crasicardo*.—CONRAD.

Arnold, California Pectens, P. 71, Pl. xi, F. 5, 6 also Pl. xvi, xvii, xviii.

To avoid having to make a new name I take this as an approximate identification merely. There is a large number of Pectens in the miocene and their range of size and variation is so great that without an ample supply of specimens and access to all the literature it is difficult to be certain about the right name. The Pectens not less than certain other Molluska found in the Miocene beds attain a great individual as well as numerical development and the larger specimens assume characters different from those of the smaller ones.

*Corbula viminea*.—GUPPY.

Journ. Geol. Soc. 1866, P. 293 Pl. xviii F. 11.

Dall, Flor. Foss. Pt. iii., P. 850.

*Ostrea percrassa*.—CONRAD.

Tertiary Fossils. Page 50, Pl. xxv, F. 1.

Our specimens are thick and heavy, but they agree with Conrad's Figure. The name is appropriate. It may possibly be the same as *Ostrea tryonii* Gab. (Miocene Fossils 1878, P. 348 Pl. xlv, F. 27). The other two Forms of Oyster found in the

Page 14

Westindian Miocene, *O. haitensis* and *O. virginica*, do not appear in this collection.

*Cardium compressum* DALL.

Flor. Foss. Pt. v, P. 1109, Pl. xlvi, F. 21.

*Arca consobrina*.—SOWERBY.

Journ. Geol. Soc. 1850, Pl. x, F. 12.

Dall prefers the name of *halidonata* (Flor. Fos. Part iii, Page 646) and he rejects Gabb's identification with *A. floridana*. Like most arks the shell is variable but I am satisfied that our shell is the one intended by Sowerby in his Figure. Dall's figure in my opinion does not represent Sowerby's *consobrina*, which is more like his actinophora in shape, though the proportions are not exactly the same.

*Ranina cuspidata*.—GUPPY.

This crustacean from the Tamana beds was described and figured by me in the Bulletin of the Agricultural department, 1909.

*Balanus porcatus*.—DARWIN.

Barnacles probably of this species are not uncommon in the miocene deposits and there is a bed composed chiefly of them at the Government farm in Tobago. A few specimens are in the collection from Springvale.

*Brisus exiguus*.—COTTEAU.

Echinides tertiaires de S. Barts, &c., p. 35. Pl. vi, F. 16-18.

The examples are large, but are only casts. The species was recorded by me in 1866 from Anguilla under the name of *B. dimidiatus* from which it differs slightly.

*Page 15*

LIST OF WORKS CONSULTED IN THE PREPARATION  
OF THE FOREGOING PAPER.

— — — —

- Carrick Moore & Sowerby—Journ. Geol. Soc., 1850.  
 Guppy—Jamaican Fossils— Ibid. 1866.  
 “ West Indian Tertiaries— Ibid. 1866.  
 “ West Indian Tertiary Fossils—Geological Magazine,  
 1874.  
 “ Haitian Fossils—Journ. Geol. Soc., 1876.  
 Gabb—San Domingo. Geology and Fossils—  
 Gabb, Caribbean and Costarican Fossils.

See the list of works on West Indian Geology appended to my paper on “The Growth of Trinidad” Trans. Canadian Institute, 1904-5. Several additions must be made to this list, among others the following :—

- 1909 Toulou—Tertiary Fauna of Gatun.  
 Jahrbuch der Geol. Reichsanstalt—Wien.

Though the author has described most of the Fossils found at Gatun, under new names, they appear to be identical with species of the Haitian and Jamaican Miocene.

— — — — —

## PAPER No. 21.

*FOSSILS FROM SPRINGVALE NEAR COUVA, TRINIDAD.—SECOND REPORT—IN CONTINUATION OF SOCIETY PAPER NO. 440.*

Agr. Soc. Trin. and Tob.—Society paper No. 454. Separate paging, 1-10 with line etching figure and half-tone plate of fossil remains. Plate caption "Proceedings Agricultural Society, Vol. 11, pls. 1 and 2."

*Page 1*

12- I have already made a first Report on the Springvale Fossils which has appeared in the Proceedings of the Society for November 1910, page 447. Under the Auspices of the Agricultural Society I visited the Springvale quarry, on the 16th November, in company with Dr. Fredholm and others. The Road Officer, Mr. Todd, who is in charge of the quarry gave us every assistance. This enabled me to glean some further information. The deposit is one of remarkable richness in fossil shells and the variety of species found in the one place is quite astonishing. The shells are generally well-preserved, but their fragility is such that many beautiful specimens go to pieces on handling or in transport. I found that the difference in color of different samples of

*Page 2*

the bed, which I had previously noticed, was due merely to oxidation, the portions of the bed near the surface being converted to a reddish-brown color, while the inner parts were gray. This is quite a common or rather almost universal change produced by the access of air and Water.

The quarry is situated on the side of a low hill, one of the lateral spurs of the Montserrat range. It is in a cacao wood and the neighbouring surfaces are covered with vegetation, so that it could only be with axe, pick and spade that further exploration could be made. I should think it likely that the deposit would be found to extend to a considerable distance. The material would be useful on a soil destitute of lime, but the soils in the immediate neighborhood are fairly supplied with this substance.




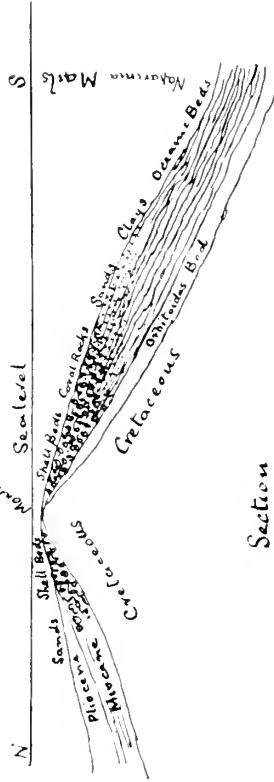


Diagram showing the general Relations of the Shell Beds to the other Deposits



Section

This Diagram represents the Beds as laid down and previous to their upheaval folding and dislocation (Vertical Scale much exaggerated)

There are plenty of soils in the Couva district and neighbouring parts which would be improved by the addition of this fossiliferous rock. As a road material it may serve in default of better, but it would not be of any great durability, and could not stand heavy traffic.

I endeavored without success to obtain some information as to dip and strike and the relations of the bed to other beds in the neighbourhood. There was a kind of false bedding which obscured the real relations of the strata—but as no other beds were visible above or below I could not ascertain any other facts. Still in order to exhibit the relations of the strata I subjoin a diagram which I hope will assist in making the general relations clear. This shows that the Couva and Montserrat miocene shell deposits were in course of formation at the same time as the latter part of the oceanic deposits. The subsequent folding dislocation and upheaval have altered the apparent relations of the formations. Until we know the ground better, and have detailed information as to the outcrop, &c., of the geological formations we cannot give a more definite Section than this approximate one, which is only diagrammatic.

*Page 3*

The terms Eocene Miocene and Pliocene were originally fixed by Lyell for the three great divisions of the tertiary strata (see Principles of Geology 8th Ed. page 177 ; Elements 6th Ed. page 187 ; and Student's Manual 1878 page 122) in accordance with the percentage of recent species found in the formations so designated. The percentage test though fundamentally a useful one is not always free from difficulty in its application to particular cases, and the West Indian miocene formation is one of these cases. And this arises in some degree from the fact that the proportion of recent species varies with each observer. According to the list of names I give, amounting to about a hundred species, there are not more than three or four still-existing species in our miocene beds, and even these can easily be disposed of by giving them other names which in most cases are ready to hand. When we come to examine the shells we find a large

number of them so near to living species that it is only by critical tests that we can separate them. But the recent Analogues of these shells resolve themselves into at least two categories, namely 1° species still living in the West Indies, and 2° species not now living in the West Indies. And we find the resemblances of the West Indian miocene shells are largely with Pacific and Indian species rather than with West Indian species. Many again are akin to European miocene species, so that when we compare the fossil Fauna as a whole we find it very unlike the recent West Indian Fauna.

It may be noted as regards this collection that litoral shells are absent from it.

At different times I determined Fossils for Mr. Cunningham Craig. Several of these had previously occurred to me in the Caroni beds of Savaneta and are included in my list already published. To complete the list of miocene fossils so far known I add the names of such as were not given in that list to those of the Springvale Fossils now recorded. These Fossils are addition-

*Page 4*

al evidence of the miocene age of the Springvale Savaneta and Montserrat beds and of the essential identity of their Fauna with that of the Bowden beds of Jamaica and the miocene formations of Haiti and Cumana.

ADDITIONAL LIST OF FOSSILS FROM SPRINGVALE, &C.

[In this list the same letters are used as in the former list in which, however, the letter P (page 451 line 9) should be D.]

MOLLUSKA—I GASTROPODA.

- Natica cuspidata new species S. ✓
- Capulus efluens new species S. ✓
- Turitela tornata Guppy\* S.J.H.
- apicalis Heilprin S.
- Dentalium domingense Sow.\* H.
- Conus recognitus Guppy \* S.H.J.

- stenostomus Sow. S.H.J.  
 Pleurotoma henekeni Sow. S.H.J.  
   haitense Sow \* H.J.  
   venustum Sow. \* S.H.J. — ?  
   squamosum Gab. D.  
 Glyphostoma dentiferum Gab. \* H.  
 Casis sulcifera Sow. S.H.  
 Fusus haitensis Sow. \* H.  
 Phos moorei Guppy \* J.H.  
 Terebra sulcifera Sow. S. H.  
 Columbela venusta Sow. S.H.D. —  
 Murex domingensis Sow. S.H. —  
 Solenosteira semiglobosa n. sp. S. —  
   cochlearis n. sp. S. —  
 Turbinelus scolymoides Dal. S.  
 Modulus turbinatus Heilpr. S. —  
 Turbonila simplicior Guppy. D.

Page 5

2. CONCHIFERA.

- Ræta meridionalis n. sp. S.  
 Crasatela melina Conr. S.J.  
 Cytherea juncea Guppy \* S.J.  
 Cardium haitense Sow. \* H.J.  
 Cardita scabricostata Guppy \* J.  
 Pectunculus acuticostatus Sow. \* H.J.  
 Arca tæniata Dall S.  
 Pecten lyonii Gab. S.H.  
   soror Gab. S.H.  
 Placenta patinata new species near orbicularis.

3. POLYZOON.

- Cupularia calyxglandis Guppy \*

NOTES ON THE SHELLS WITH DESCRIPTIONS OF THE  
NEW SPECIES.

NATICA CUSPIDATA (new Species). Pl. 2. Fig. 4.

Shell moderately thick, smooth with lines of growth somewhat sinuate near the Suture-globose-depressed-ovate. Spire pointed—Whorls five or six. Callus large stout conical, impressed with a transverse sulcus—Umbilicus a narrow deep chink. Largest diameter 70 mm. Height 60 mm. Like *N. didyma* Bolton, with a similar but more developed Callus. The shell is more sigaretiform.

NATICA CANRENA Linn. The Miocene fossil is called *N. plicatella* by Conrad. See Dall, *Flor. Foss.* Part 1 Page 364. The eastern Analogue is *N. alapapilionis* Chemn.

CADULUS EFLUENS (new Species).

Shell obliquely spiral. Whorls rapidly increasing, fluted with longitudinal grooves separated by scarcely-defined rounded

Page 6

keels or ridges. Spire small uncinata. Aperture large. Length 20 mm. Height 15 mm.

The specimens are imperfect and not separable from the matrix, but they seem to deserve a name. The shell is similar in shape to *C. mitrula*, but it is distinguished by its larger longitudinal flutings. It recalls our old friend *C. ventustus*.

TURITELA TORNATA, Guppy—*Journal Geological Society* 1866, Page 580 Pl. xxvi, Fig. 12.

*T. altirata* Gab. and *gatunensis* Gab. appear to be synonyms.

This widely distributed and variable species has been re-described as *F. gabii* by Toula (*Gatun Fossils*, Tafel xxv (1) F. 5).

CONUS RECOGNITUS Guppy—*Journ. Geol. Soc.* 1876 P. 527

*C. solidus* Sow. *Journ. Geol. Soc.* 1850 P. 45.

CONUS STENGSTOMUS Sow.—Journ. Geol. Soc. 1850 P. 44.

Id. Guppy—Journ. Geol. Soc. 1866 P. 287

Pl. xvi Fig. 2.

*C. catenatus* Sow. l. c. P. 45 Pl. ix Fig. 2.

*C. interstinctus* Guppy l. c. P. 288 Pl. xvi F. 3.

?*C. sulculus* Dal. ? *C. planiceps* Heilprin

Compare also *C. haitensis*, *symetricus* and *domingensis* Sow.

The variation among the cones is great, and I think that we have already more names than species, consequently it is hard to find the right name for a specimen.

Page 7

PLEUROTOMA VENUSTUM Sow.—Journ. Geol. Soc. 1850.

Page 50 Pl. x. Fig. 7. A single small specimen of the form of this I described as *Pl. jamaicense* (Journ. Geol. Soc. 1856 P. 290 Pl. xvi Fig. 6) occurs in the collection. See Journ. Geol. Soc. 1876 Page 527.

PLEUROTOMA HENEKENI Sow. Journ. Geol. Soc. 1850 P. 50.

Pl. x Fig. 6 (including *P. jaquense* Sow and

*Pl. longicaudata* and *P. humerosa* of Gabb).

Is allied to *Pl. belardii* of the European Miocene

CASIS SULCIFERA Sow. Journ. Geol. Soc. 1850 Page 47 Pl.

x F. 1.

Fragments apparently belonging to this species.

COLUMBELA VENUSTA Sow. Journ. Geol. Soc. 1850 P. 46

Pl. ix F. 6.

*Metulela venusta* Gab. J. A. N. S. Phil. 1872

Pl. xi F. 3.

SOLENOSTEIRA SEMIGLOBOSA (new Species. Pl. 2. Fig. 5, 6.)

Shell pyriform strongly liræ subrimate spirally tuberculate on the angle of the last Whorl. Spire pointed. Whorls about seven, carinate. Spiral liræ or keels subacute. Aperture ovate. outer lip dentate—Columella Callus sometimes granulate.

Nearly allied to *Rapana* and *Rapa*, but on account of the differences I provisionally use Dall's generic name *Solenosteira* (Florida Fossils Part I P. 122).

SOLENOSTEIRA COCHLEARIS (new Species. Pl. 2. Fig. 3.)

Shell solid subpyriform rimate spirally lirate tuberculate on the angle of the whorls. Keels or Liræ strongly subacute, triple or quadruple, crossed by strong rather irregular lines of growth.

Page 8

Aperture ovate. Lip strongly dentate. Callus rather thin. Spire (imperfect probably) rather conic. Canal moderately long.

This is more purpuroid and less globose than *S. semiglobosa*, and the tubercles on the angle of the whorl are not confined to the last whorl. I assign it to Dall's genus for the same reason as the last. I would not undertake to say without further study in what group these shells should definitively be placed.

MUREX CORNURECTUS Guppy Journ. Geol. Soc. 1876.

P. 521 Pl. xxviii F. 4.

It is closely related to *M. mo-quinianus* Duval of West Coast of Africa (teste Petit) Journ. de Conch. 1853 Page 203 Pl. v F. 4.

TEREBRA SULCIFERA Sow. Journ. Geol. Soc. 1850 P. 47.

Guppy Journ. Geol. Soc., 1876 Page 525 Pl. xxix Fig. 8.

*T. bipartita* Sow. and *inæqualis* Sow. are synonyms.

R.ETA MERIDIONALIS new Species Pl. 2 Fig. 1.

Oval-oblong rather rostrate somewhat inflated medially concentrically sulcate with smaller lines or grooves between the larger ones.

There are no means of getting at the hinge of the single imperfect example. The proportions appear to be slightly more elongate than those of *R. canaliculata* (Adams, Gen. Moll. Pl. cii Fig. 4.)

CRASITELA MELINA Conrad. Dall, Florida Fossils Part V, Pl. xxxvii Fig. 6.

*Cr. marylandica* Guppy Proc. U. S. National Museum 1896 Page 329.

Page 9

Compare also *Cr. jamaicensis* Dal. Flor. Foss. Part vi Page 1471, Pl. xlix Fig. 13.

One Specimen.



CLEMENTIA TÆNIOSA Guppy. Proc. U. S. National Museum  
1896 P. 327, Pl. xxx, Fig. 8.

From the Montserrat Bclds. One specimen.

CYTHEREA PLANIVIETA Guppy. Journ. Geol. Soc. 1866  
Page 292 Pl. xviii Fig. 3.

This species is abundant and finely developed at Springvale, hence we give a figure of it (Pl. 2. Fig. 2). The concentric plication is very variable and some specimens are quite smooth. Its kinship to *C. erycinoides* and *C. striatela* of the European Tertiaries, also to the recent *C. erycina*, was noted in the original description, and it may further be remarked that it is a member of the same group as the well-known *C. chione* of European seas.

ARCA TÆNIATA Dal. Flor. Fos. Part iii Page 631 Pl. xxv,  
Fig. 1.

There is only a fragment in the collection attached to a cast. It belongs to the Section *Barbatia* and is near to *A. obliquata* Wood of the Indian Ocean.

ANCILARIA LAMELATA Guppy. *A. shepardi* Dall Flor. Fos.  
Part i Page 46 Pl. iv, Fig. 4.

MODULUS TURBINATUS Heilpr. Dall Flor. Foss. Part ii Pl.  
xviii, F. 12.

A Fragment.

TURITELA APICALIS Heilpr. Dall Flor. Foss. Part i, P. 316 Pl.  
xvi, F. 10-13.

Page 10

TURBINELUS SCOLYMOIDES Dal.

Flor. Foss. Part i Pl. iii, F. 2, 5.

A Fragment.

PECTEN LYONII Gab.

Gabb, Caribbean Fossils, Journ. Acad. N. S. Phil. 1881 (vol. viii) P. 347, Pl. xlv, F. 25. Near to *P. japonica* and *P. plenroctes*. A specimen is near six inches (140 mm.) in diameter. It goes to pieces on a touch. It is found in the Miocene of Anguilla and Jamaica, also Central America. Gabb's *P. papyracea* from Haiti is probably a young specimen.

## PECTEN SOROR Gab.

Geology of San Domingo Page 257.

Dall, Flor. Foss. Part iii Page 712.

The convex valve has twenty ribs, but the flat one has only about a dozen. Only two or three disunited valves have occurred.

---

PAPER No. 22.

*AN ACCOUNT OF SOME RECENT GEOLOGICAL DISCOVERIES IN THE WEST INDIES.*

Agr. Soc. Trin. and Tob. ; Soc. Pap. No. 493.

Read before the Society Jan. 20, 1912 and published in the "Proceedings" of the Society, Jan-Feb. 1912, Vol. 12, 1912, pp. 22-37.

*Page 22*

I have always considered it my duty to make known to my fellow countrymen whatever of interest or importance I have discovered in the course of my investigations. I think that the subjects I bring before you to-day are of sufficient interest to justify me in asking your attention to what I have to tell you about them.

I shall preface my observations with an extract from an article published in a scientific journal, and I do this because it expresses more clearly some of my views than I could do in my own words. And I hope that you will award me your patience, because the matter of this extract is absolutely applicable to our needs and our condition.

*(Extract from an article in "Nature," 30th June, 1910.*

The object of Science is to increase the knowledge of mankind in general and not merely that of the workers in Science. The methods of Science may be only understood by the workers in each particular branch, but the conclusions are for all, and should be made accessible to all. \* \* \* I think most will

agree that students of Science should make known their discoveries in such a way as to be understood by the layman.

*Page 23*

In making these remarks I have Biology in mind. Nothing is known of biology outside the ranks of biologists. Even Darwin's theory of evolution is most imperfectly understood by the ordinarily educated man. Probably working biologists have no idea how much it is misunderstood. When the late Lord Salisbury at Oxford said that there was nothing but pure chance to ensure the transmission of an advantageous variation he left out of consideration the survival of the fittest, an integral part of the theory. Sir Oliver Lodge, in "Man and the Universe" speaking of the persistence of favourable variations, says : "Given their appearance, their development by struggle, inheritance and survival can be explained ; but that they arose spontaneously, by random change, without a purpose, is an assertion that cannot be justified." This passage shows that the writer has not fully grasped the elements of the theory : the changes take place in every direction, but all variations, except those in favourable directions, are wiped out in the struggle for existence. Such at any rate is the theory. When we consider that Darwin's theories are not fully grasped by scholars, it is hardly to be wondered at that the ordinarily educated man has but the vaguest ideas of biology, ideas made still more vague by the ordinarily educated writers in the daily, weekly and monthly press. To the ordinary man, the word Darwinism means the theory that his ancestors were monkeys ; he will have heard the words "Survival of the fittest" used as a catch phrase, but he will have no idea of their meaning. "Struggle for existence" will have no biological sense for him. "Selection" he will think has something to do with sex. Biologists may say either that I am exaggerating or that the educated men of my acquaintance must be singularly few ; but I can assure them that such misconceptions are shared by very many men who have been educated at our public schools and universities which is generally, though per-

haps erroneously, considered the criterion of a good education. It is quite common to come across persons who say that Darwinism is discredited by new discoveries especially by Mendelism ; they have no other idea of the meaning of Mendelism, and seeing that

*Page 24*

their notion of Darwinism is no more than I have stated above, they arrive at conclusions that would rather astonish the average biologist.

I think it is the duty of Biologists to educate the uneducated in biological matters ; to tell them how matters really stand, and to tell them how far old theories are or are not modified by new views.

I would add to these very pertinent remarks the observation that they are no less applicable to Geology than to Biology. I would further point out that while the payment of professors, of geologists and entomologists and of other specialists is all very right and proper in its way, it is of comparatively little value unless there is a general diffusion of knowledge, which is one of our great needs and which was one of the objects we had hoped to attain by means of the Victoria Institute ; but that, as you know, has been perverted from its original objects. In illustration of what I say, I will mention a case of late occurrence here. It is that of the caterpillars for the collection and destruction of which planters paid money. The collectors thought one kind of worm was as good as another, even though one might be a grub and the other a caterpillar. So they collected and were paid for grubs as well as caterpillars, though the distinction is easy to see ; and in this case the grub is harmless while the caterpillar is noxious to the agriculturist. A very small knowledge of natural history would have avoided this mistake. But what is needed is not merely the technical knowledge required for use in a particular case, but the development of the intelligence of the people for use in all cases, for upon this will follow the development of the industry and welfare of the colony. All measures for the advancement of the colony are useless until you make up your mind to this.

So much by way of introduction. I will now turn to the subject I have to bring before you today.

In order more easily to recall to your minds the relative position in the earth's crusts of the strata developed in this part of the world, I have here a rough diagram in which the strata I am referring to are distinguished by colours while those which are not

*Page 25*

represented here are left uncoloured. On this diagram I have shown our oldest strata, those of the northern hills, as being between the carboniferous and devonian. This is a sort of compromise to represent the uncertainty of our knowledge of the exact age of these formations, for up to the present time we have failed to find any very satisfactory evidence of their age. The geological surveyors of 1859 nowhere distinctly state an age for these formations, but it may be inferred from what they say in the geological report and from what Wall says in his paper on Venezuela that they were inclined to consider that they are of paleozoic age. Until now I have so treated them. My friend, the late Ralph Tate, Professor of Geology in the University of Adelaide, thought that they might be jurassic. I infer from what Mr. Cunningham Craig says about them that he leans to a cretaceous age for these rocks. On looking over the evidence, however, I cannot think that they are younger than carboniferous. The only paleontological evidence is that found by me, except a *Rhynchonella* mentioned by Mr. Cunningham Craig which I have not seen. But that brachiopod genus ranges from the Silurian to the present time, so it can hardly be said to have any decisive effect upon the question. In a paper read by me to the Scientific Association of Trinidad in 1877 I gave an account of the older rocks of Trinidad and referred to a previous paper which I had communicated to the Geological Society of London on the subject. I gave a list of the fossils I had discovered—a very small list of imperfect specimens, but which, so far as it went, was in favour of the paleozoic age of these rocks, as was admitted by W. O. Crosby of Boston in reviewing my work on them. From the

blue limestone I obtained more distinct fossils, some of which induced me to assign a possible devonian or carboniferous age to that rock. There were also a fish and a Kephelopod. The latter I identified as a *Goniatites* and named *G. caribeus*. But other authorities decided that it was *Amonites peruvianus* described and figured by Vonbuch in "Petrifactions recueillees en Amerique" (page 4, fig. 5, 6, 7), and figured again by Marcou in Geology of North America (page 34, Pl. v., fig. 1). It was admitted to

Page 26

have resemblances to *Hamites*. *Am. peruvianus* has been found in several places in South America, including Barbacoas near Trujillo in Venezuela, and also in Texas, and if one were quite satisfied as to the identification one might have to admit a lower cretaceous age for the blue limestone. But that would not necessarily carry a similar age for the mica and clayslates and associated rocks of the Caribbean group which might still be devonian or carboniferous, for I cannot agree with Mr. Cunningham Craig in his theory of a Fan structure for this series of rocks. The series lies on top of a ridge of hypogene rock which comes to the surface in Tobago and also on the north coast of Trinidad near Toco. The whole series was, I think, conformably deposited upon this Hypogene rock and the great dislocations which occur in it were subsequently produced, as I have endeavoured to show in several papers, notably that entitled "The Growth of Trinidad." I have taken a part in solving some of the problems presented by West Indian geology; but many others, including that of the relations of the old sedimentary rocks called by Wall the "Caribbean Group" to the underlying Hypogene rocks yet remain to be worked out.

In many papers of mine I have alluded to the dislocations and earth movements which have occurred in the region which for convenience I have called the "Caribbean Region," including the lands and islands bordering on the Caribbean Sea. At the end of my paper on the "Growth of Trinidad" will be found a list of works on this subject, which will serve as an index to the literature. I have, to some extent, made a special study of these

earth movements, and in my paper on the "geological connexions of the Caribbean Region" I indicated on a map what I conceived to be the course of the principal dislocations, the most evident of which I have called the "great antillian dislocation." I exhibit this map to you now. In the early part of 1910 I visited Antigua and other islands with a view to extending my acquaintance with the geology of these Islands. In previous years I had explored several of the islands, particularly Dominica, St. Vincent and

*Page 27*

Grenada. In spite of my physical disqualifications I was enabled to discover some very important facts and to make these known I drew up a paper which was read to the Geological Society of London on the 24th May last. I exhibit copy of the paper and will briefly explain its purport.

Before my visit to Antigua I was under the impression that the volcanic rocks of that island belonged to a different period and that the great antillian dislocation did not pass through it but to the west and south of it. There was nothing in the writings of the authors who had previously written of Antigua to lead me to doubt this view.

After noticing the work of former observers on the geology of Antigua, I gave a brief description of the formations of that island, showing that it is divided into three principal regions—(1) the Volcanic (or Igneous) Region ; (2) the Central Plain ; and (3) the Calcareous Formation, the first-named being, according to previous authors, the oldest, as it is pre-tertiary, and the others following in succession. The calcareous formation, hitherto considered the newest, contains fossils, of which the most remarkable is a species of *Orbitoides*. After a discussion of these formations and especially of the evidence for the so-called 'Oligocene' age of the calcareous formation, the conclusion is reached that this formation is the oldest—not the youngest, and is probably Eocene or older. The island was raised above sea-level by the development of the great antillian dislocation, which divides each of the islands of Guadeloupe and Antigua into two parts, of which the eastern is calcareous and the western volcanic. In

Antigua the Central Plain intervenes between the two parts, while in Guadelupe they are only separated by a narrow channel. In support of this proposition the physical features of Antigua are discussed, and it is shown that the island has not been submerged since the volcanic period.

The position and age of the Scotland series of Barbados are then discussed, and that series is shown to be Eocene, the lower beds being possibly cretaceous and being a remnant of the Atlantis Continent.

Page 28

The extension, age and position of the *Orbitoides* bed of Trinidad are next dealt with, and some further remarks are added on the physical history of the Caribbean Region.

In my second "Note on the Manjak Mine" I have given a brief summary of our knowledge of the origin of asphaltic and petroleum deposits. I thought this should have a more extended publicity, and accordingly included it in my paper just mentioned. In connection with this I may notice the recent upheaval of a mudbank on the South coast of Trinidad. As Dr. Fredholm has given an account in the *Mirror* newspaper of the causes of this phenomenon I will merely add that in all essential features it is similar to the mud-lumps of the Mississippi River. These have been fully described by Lyell in the "Principles of Geology" (tenth edition 1867) Vol. I., p. 447. His description is the best and fullest, but as that of Geikie (Text Book of Geology 1882, p. 386) is the most condensed I quote it: "A singular feature of the Mississippi Bars is the formation upon them of mud-lumps. These are masses of clay varying in size from mere protuberances, like tree trunks, up to islands several acres in extent. They rise suddenly and attain heights of three to ten, sometimes even eighteen, feet above the sea level. Salt springs emitting inflammable gas rise upon them. After the lapse of a considerable time the springs cease to emit gas and the lumps are worn away by the currents of the river and the gulf. The origin of these excrescences has been attributed to the generation of carburetted hydrogen by the decomposing vegetable matter in the



sediment underlying the tenacious clay of the bars.''

The material of this mud-lump (which may be called the "Despatch Reef Mudlump"), for samples of which I am indebted to Mr. John Wilson, is of very various degrees of consistency, hardness and fineness of component parts. It contains a large quantity of sulphuret of iron and a few pieces of lignite. Beds of clastic matter varying from small pebbles to fine sand indicate estuarine beaches and these are derived from the degradation of tertiary and cretaceous rocks, but there is nothing to indicate the

*Page 29*

existence of deep-sea deposits. In the softer material, a very impure gray ooze or clay, I have found two or three Foraminifera, for example, *Cyclamina cancelata* and *Amodiscus incertus*, but their condition shows that they have been derived from older beds and they are not characteristic of deep water.

The sunken valleys of the Bocas Region are worthy of notice and they show how much the interest of the traveller in what he sees would be increased by a slight acquaintance with geology. We have in this region almost every kind of sunken or submerged valley. First we have the submerged valley which has been enlarged to several times its original width by the rapid tidal currents running through it. Such are the channels between the Gulf of Paria and the Caribbean Sea called the Bocas. Next we have the valley which has been partly submerged, but which has not been enlarged to any noticeable extent, because no current runs through it. As an example of this we may take Scotland Bay. On the opposite side of the gulf, that is on the Venezuelan coast, there are several examples of this kind. Teteron is an intermediate case between the submerged valley and that which is partly filled up. The valley of Chaguaramas and more notably those of Cuesa and Diego-martin are examples of sunken valleys of which the lower parts have been filled up.

These phenomena are alluded to in several of my papers (See particularly "Growth of Trinidad" Trans. Canadian Inst. 1904-5. p. 141, &c. Ibid. 1908-9, p. 379.)

I have now to call your attention to the deposit of fossil shells discovered at Spring Vale, near Couva. By the enlightened action of the Agricultural Society and the public spirit of its Secretary, Mr. Tripp, this deposit has been examined and the results published in the Proceedings of The Society. In view of this it will be unnecessary for me to go into detail on this subject. But I will read an extract from the report and explain, so far as I can by means of a sketch on the blackboard, the position of the beds as regards the other formations in Trinidad. First I will refer to the general diagram of strata where these shell-beds

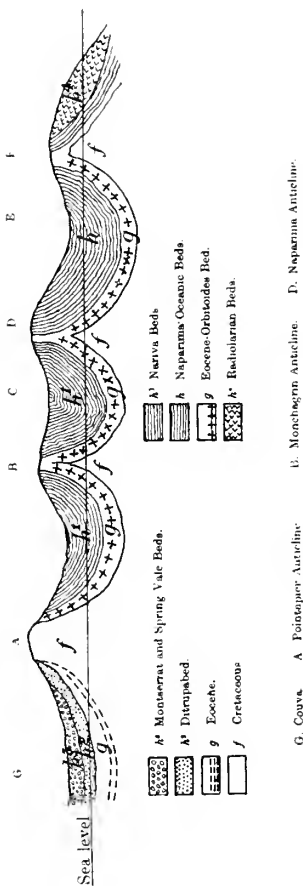
*Page 30*

occupy the position shown as Miocene. About one hundred species of fossils are found in these and other beds of corresponding age in Trinidad, the names being given in the report referred to. At present, owing to the want of a place to exhibit them, these fossils are packed up. It is, I believe, the intention of the Agricultural Society to place them in some suitable Museum whenever such becomes available. I have a few specimens together with other fossils I have collected, and it will give me much pleasure to show these to anyone who will favour me by visiting my study for the purpose of seeing them.

*Page 31*

The Ditrupabed of Pointapier was noticed in my paper published in the Journal of the Geological Society 1892. It lies to the north of the cretaceous Ridge passing through the middle of the Island, coming out on the shore at Pointapier. The rounded grains of quartz noticed in this Rock are derived from the cretaceous sandstones. The fossil Molluska were mostly described in a paper in the Proceedings of the United States National Museum 1896 (Vol. XIX) by W. H. Dall and myself, and they are again named in my paper on the Springvale Fossils in the Proceedings of the Agricultural Society. The Foraminifera had been previously enumerated in my paper of 1892, and some new forms were described in the Proceedings of the Zoological Society 1894. From the exposure on the shore of the Gulf at Pointapier





Generalized Section from Couva and Montserrat to Oropuche Lagoon

I could not obtain much information. But Mr. Raspass has lately discovered what appears to be the same bed on the Corosal road about eight miles inland from Pointapier. As this is the only deep-water deposit yet discovered to the north of the cretaceous anticline it is of importance as showing that after their deposition in shallow water the cretaceous beds sank to a sufficient depth to allow of the deposition of the Ditrupa-bed, which I should suppose was deposited in 200 fathoms of water or thereabouts. The Foraminiferal Fauna contains some species, e.g. *Planorbulina larvata* *Gonatosphæra prolata*, *Gaudryina pariana*, *Haplostiche soldanii*, *Cristelaria aculeata* &c., which are not found in the Naparima oceanic beds; while on the other hand some species characteristic of the Naparima beds are not found in the Ditrupa-bed, for example, *Nodosaria abyssorum*. *Lagenas* and *Ratalines* also are comparatively rare in the Ditrupa-bed, except *Pulv. canariensis* which occurs in that bed though not found or very rare in the Naparima beds. (See my paper in the Proceedings of the Field Naturalists' Club 1893. The exposure of this Ditrupabed discovered by Mr. Raspass is probably not much more than a mile from the Spring Vale quarry which yielded the Miocene Fossils lately described in the Proceedings of The Society. The significant difference in organic contents between the Ditrupa-bed and the Nariva beds shows that the Pointapier cre-

*Page 32*

taceous ridge separated the two areas at the time of their deposition, while the comparatively shallow water area of the Nariva beds was marked off from the oceanic beds of Naparima by the great Naparima Anticline. It would be highly interesting to know the exact relations between the Spring Vale bed and the Ditrupabed, for while the former was deposited in water fifty fathoms deep the Ditrupabed was laid down at a depth probably of one or two hundred fathoms. It may be observed that every discovery of the kind I have referred to in this paper enlarges our knowledge of the geological structure of the country and involves rectification of previous conclusions.

To prevent misapprehension I should note that the term "deep-water" is a relative one and that while the Ditrupabed may be said to be "deep-water" as compared with the Springvale Shellbed it was laid down in much shallower water than the Naparima oceanic beds. The Foraminifer *Planorbulina larvata* is characteristic of a depth from 15 to 200 fathoms, while *Nodosaria abyssorum* has only been found in the recent state at 1,825 fathoms.

I should notice here that the characteristic Foraminifera of the Ditrupabed are absent so far as I have examined from the exposure discovered by Mr. Raspass. Instead there is an extraordinary Abundance of *Planorbulina larvata* a species only sparsely represented in the shore exposure at Pointapier, but much more plentiful in a sample given me by Mr. Cunningham Craig from Tamana Road. I have nevertheless considered the deposit discovered by Mr. Raspass to be of the Horizon of the Ditrupabed on account of its position, mineral composition and molluskan Fossils.

My friend Alfredo Silvestri, Professor R. Liceo of Spoleto in Italy, one of the greatest authorities on Foraminifera and especially on *Orbitoides*, considers those from the Manjak mine to be *Lepidocyclina tournoueri* Lem. and Douv. a variety of *L. marginata* Mich. found in Italian Tertiaries. He also finds among these *Orbitoides* a (probably) new species of *Lepidocyclina*, the

Page 33

embryonic part of which is very remarkable. He considers the *Orbitoides* from Antigua to be *Lepidocyclina elephantina* Munier Chalmas, a form also found in Italian and Indian Tertiaries (Aquitanian). I am unable as I have so often stated to admit the validity of the distinctions so much relied on by experts to characterize so-called Genera and species. While I have no doubt as to the correctness of Silvestri's identifications for my own use I prefer the designations already arrived at as referred to in my note on the Manjak mine. In estimating the probable age of the Naparima Tertiaries we must give due weight to the

evidence of the Echinodermata Brachiopoda fish &c., &c., and these have decidedly cretaceous affinities.

#### THE ATLANTIS.

As I have so often referred to the lost Continent perhaps it would not be out of place to say a word or two on the subject of the Atlantis. Many of our geological questions are more or less connected with this problem. The evidence on the subject so far as known to us may in part be gleaned from my papers published during the years from 1866 to the present time and from the works alluded to in those paper. From time to time fresh accessions are made to the evidence. But in the first place I may explain that there are three Altantises : first the mythological one which is the one referred to by Platon in the Timæus ; the physical basis of this is the clouds which appear over the Atlantic Ocean at Sunset and which the modern mariner calls cape Flyaway. The second is the theosophical one upon which much ingenious writing has been bestowed, and while the first mentioned one has a mythological basis this one has a mythical basis. But the third one is the geological Atlantis and this is the one which has been the subject of my inquiries. This Atlantis has a geological basis, that is to say, a basis in what we know of the history of the Earth.

Among later observations which I have not before referred to are those of Standing in the Transactions of the Zoological Society for 1908. He therein states his belief that American

#### *Page 31*

Monkeys and Lemurs were differentiated in an equatorial Continent connecting Africa with South America. He cites several facts in support of this conclusion ; among others he notices that the only other plant belonging to the genus of which the Traveller's Tree of Madagascar, so well known to all here, is a member is that called Phenacospermum a native of Brazil and Guiana.

SUPPLEMENTARY LIST OF WORKS RELATING TO THE GEOLOGY  
OF THE CARIBBEAN AREA.

NOTE.—In the transactions of the Canadian Institute vol. viii 1904-5 page 148 I have given a list of Works relating to the Geology of the Caribbean Area. That list never made any pretensions to completeness, nor does the supplementary list I now subjoin do so. Moreover I do not give the titles of the Works, but merely an Indication of the subject of each work.

- 1847—Duchassaing, Guadeloupe, Soc. Geol. Française.  
 48—Schomburgk, History of Barbados.  
     D'Orbigny, Paleontologie de Cuba.  
 62—Woodward, Baretia, Geologist, p. 372.  
 64—Duncan, Fossil Corals, Journ. Geol. Soc. Vol. XX.  
 64—Jones (T. Rupert) Westindian Orbitoides, Geol. Mag.  
     Vol. 1.  
     Poey, Union of Cuba and Centralamerika.  
 75—Owen, Prorastomus sirenoides, Journ. Geol. Soc. Vol.  
     XXXI.  
 76—Jones Parker and Brady, Foraminiferes de Jamaïque Soc.  
     mal. belge. Tome XI.  
 78—Crosby. Pitch Lake, &c., Amer. Nat. p. 229.  
 78—Crosby, Phys. Geogr., &c., of Trinidad, Bost. Soc. N. H.  
 89—Gregory, Cystechinus crasus, Journ. Geol. Soc. Vol. XLV.  
 92—Gregory, Archæopneustes abruptus, Journ. Geol. Soc.  
     Vol. XLVII.  
 96—Guppy and Dall, Antillian Fossils, Proc. U. S. N. Museum.  
 1902—Flett, Volcanic Dust, St. Vincent, Journ. Geol. Soc., Vol.  
     LVIII.  
     2—Spencer, Dominica Martinique, &c. Journ. Geol. Soc. Vol.  
     LVIII.

*Page 35*

- 2—Harrison and Jukes-Browne, Barbados, Geol. Mag.  
 2—Messerly—Asphalt, &c.  
 5—Gadow, Middle America, P.Z.S.  
 1905—Guppy, Growth of Trinidad, Trans. Can. Institute, Vol.  
     VIII.



- 1905—Cunningham-Craig, Geol. Structure of Trinidad.  
 1906—Cunningham-Craig, Oilfields of Trinidad, Proc. Colonial  
 Institute.  
 1907—Harrison, Coral Rocks of Barbados, Journ. Geol. Soc.,  
 Vol. LXIII.  
 8—Guppy, Fossils from Comparo, Bul. Bot. Dept. Trinidad.  
 8— “ Cement Materials “ “  
 8—Ellis, Trinidad and Barbados, Proc. Roy. Soc. Canada.  
 8—Raspas, Manjak, Proc. Inst. Mining Engineers.  
 9—Guppy, Geol. Connexions of Caribean Region Trans. Can.  
 Inst. Vol. VIII.  
 9—Guppy, Manjak Mine, Bul. Agr. Dep. Trinidad.  
 9— “ Tamana Fossils Idem.  
 9—Toula, Tertiary Fauna of Gatun, Jahrbuch der Geol.  
 Reichsanstalt, Wien.  
 10—Rust, Petroleum, Victoria Inst., Trinidad.  
 10—Guppy, Springvale Fossils, Proc. Agr. Soc. Trinidad.  
 11— “ Idem Part II. Idem.  
 11— “ Antigua &c. Journal Geol. Soc.

OBSERVATIONS ON WEST INDIAN GEOLOGY BY DR. FRANCIS  
 WATTS, C.M.G.

In the course of the discussion which followed the reading of Mr. Guppy's paper, Dr. Watts expressed the great pleasure that it had been to him to listen to Mr. Guppy's address and he recognized with satisfaction the importance which the Author attached to an understanding of the geology of Antigua, as throwing light on the geology of the West Indies generally.

Some confusion existed in the minds of the early observers with regard to the nature of the so-called volcanic hills in the southern and western part of the island : these were described by most of the writers including Nugent, Purves and Spencer, as

*Page 36*

truly volcanic ; but careful observation convinced the speaker that the rocks composing these hills were really uniform with those of the Central Plain and immediately underlying the lime-

stones ; they were contorted and altered by volcanic activity, being thrust up to elevations of 1,000 to 1,300 feet, but were sedimentary rocks, probably of Eocene age ; the volcanic activity had resulted in the intrusion of a few masses and dykes of lava, but in few places was there any definite flow of lava.

These rocks consist of sandstones of various degrees of fineness and contain abundance of fossil wood and also well-preserved fossil shells of fresh or brackish-water types, bearing testimony to the former existence of the Antillian land area referred to by Mr. Guppy as possibly Atlantis.

In various parts of these rocks of the Central Plain and the south-western hills there occur outlying masses of limestone, such as Mr. Guppy stated he would expect to find had the limestone at one time extended over a larger area than it does at present. These outliers had been misinterpreted by Purves, who took them to be a definite layer of Miocene limestone underlying the rocks the Central Plain.

A correct understanding of the sedimentary nature of the rocks of these hills that have so long been mistaken for volcanic appeared to the speaker to be of the first importance, for he believes that they represent a portion of a large formation extending throughout the West Indies from the Virgin Islands southward, possibly as far as Trinidad, and that evidence of their existence is to be found in Grenada, St. Lucia, and possibly even in Dominica. Fossil wood is known to occur in St. Lucia and this may be regarded as confirmatory of these views.

The lower limestones of the northern part of the island were probably of Miocene age and had undoubtedly formed islets in a shallow sea at a time when, as Mr. Guppy had said, the sea flowed over what is now the Central Plain. Throughout the whole length of the Central Plain are raised beaches of water-worn pebbles marking the boundaries of this shallow sea.

*Page 37*

The limestone formations are very confused and difficult to study from the fact that on the shores of the islets consisting of Miocene limestone above referred to corals and shells of latter

date were formed, giving rise to beds in which fossils of various ages are mingled in a confusing manner.

The opinion was expressed that a careful study of the geology of Antigua would probably serve to elucidate the geology of the whole of the West Indies and the speaker hoped that attention might be drawn to this so that it might attain early fulfilment.

---

PAPER No. 23.

*NOTE ON DR. WATTS' REMARKS ON THE GEOLOGY OF ANTIGUA.*

Agr. Soc. Trin. and Tob. ; Soc. Pap. 498 cont.

Published in Vol. 12 of the "Proceedings" for Jan.-Feb., 1912. Referred to as beginning on p. 75 but paged separately, 1-4.

*Page 1*

When on the reading of my paper at the Queen's College on the 20th of January, Dr. Watts was kind enough, at my invitation, to make some remarks setting forth his views on the subject of the geology of Antigua, I was unable to make any reply. His remarks have been printed in the report of the discussion on my paper in the *Proceedings of the Agricultural Society*. I now wish to make a few observations on them having had the advantage of being favoured with Professor Harrison's views which I trust he will allow me to mention so far as they relate to the geological questions.

The points referred to by Dr. Watts are matters of fact to be ascertained by investigation ; but for the reasons given in my paper on Antigua I could not undertake any rectification of the stratigraphical details given by Purves. For such a task I should have required much more time and better health. I devoted myself therefore principally to a few points of inquiry.

One of these was whether the volcanic rocks underlay the calcareous formation. I found no evidence that they did, though

*Page 2*

they [it] may be admitted that it is very difficult to find anything like a satisfactory exposure of the junction of the rocks. I arrived at the conclusion that the volcanic rocks do not pass under the calcareous formation. In this conclusion I am supported by Professor Harrison, who also agrees with me on the second point of my inquiry, which was as to whether the volcanic series had undergone submergence and re-elevation. It is probable that the sea at one time overflowed the central plain for it has left marine deposits and other marks of its sojourn there. But that it ever covered the volcanic hills since their formation is highly improbable. Meteoric water in cutting out and enlarging the ravines and denuding the slopes has no doubt given to the materials re-deposited by it the character of alluvial or sedimentary deposits, but this scarcely affects the general facts. When in England I submitted my rock specimens to Mr. Prior, Mineralogist of the British Natural History Museum, and he was good enough to supply me with the following remarks: "One specimen no doubt comes from a lava-flow, the others are andesitic tuffs such as are described in Purves' paper." The specimen he decides to be from a lava-flow came from a bed on the central plain. The andesitic tuffs are varied in appearance, but as Mr. Prior pointed out to me their origin from fragmentary matter can easily be detected. The central plain has been the scene of the most varied volcanic phenomena, including those of hot springs and lakes and of eruptions of lava and ejections of matter from Drewhill and other volcanic vents. Not only does the central-plain contain volcanic accumulations and tuffs but it also contains disrupted fragments and outliers of the calcareous formation and deposits from lakes and hot springs. I have already pointed out that the calcareous formation of Antigua is not a fragment of land, but a fragment of a marine formation devoid of the debris of land. No remains of any such formation are found on the volcanic islands of the Antilles at a greater height than 300 feet. Up to that height local marine deposits are found

*Page 3*

as pointed out by Spencer (see his paper of 1901, Journ. Geol. Soc. Vol. lvii. p. 542, and 1912, *ibidem*. Vol. lviii. pp. 348, 352, and also my paper on Dominica). These deposits are of Pliocene or late Tertiary date and do not necessarily indicate subsidence, as they may have been merely pauses in the last stages of the elevation of the Antillean islands, though of course it is not impossible that minor movements of elevation and depression may have operated all along the chain of the Antilles and in other parts of the West Indies. All these later marine deposits are more or less covered by volcanic matter, but being generally littoral they are exposed by erosion of the sea or of streams.

I do not think that the evidence we have is sufficient to sustain the conclusions of Spencer as stated by him at page 353 of the Journal of the Geological Society 1902. Whether the islands were ever all united into one continental mass as imagined by Spencer is, I think, very problematical, and I doubt if there is any evidence for it.

The occurrence of a tooth said to be that of an elephant in Guadelupe is insufficient to build any hypothesis upon.

The facts which form the subject of this note have been stated generally in my paper on Antigua; but as Dr. Watts seems to have taken a different view of them I thought it desirable to restate them for the sake of possibly greater clearness.

Whether or not there exist in Antigua or in others of the Antilles any of the ancient rocks developed in the Virgin Islands is more than I can say. It is possible that the Seaforth Limestone, so-called by Spencer, is such a rock, but there is no certain evidence of it, and I have seen nothing of the formation referred to by Dr. Watts as extending through the West Indies from the Virgin Islands southward.

*Page 4*

Since I wrote my paper on Antigua etc. I have received from Mr. Forrest more definite information as to the locality in which the fossil fish described by Professor Hussakof was discov-

ered. Mr. Forrest says : The quarry in which the fossil fish was found is at Golden Grove situated at about three-quarters to one mile south of St. John or three quarter mile W. S. W. of Drew-hill or Belmont Estate. It is in the central plain and is not a calcareous formation. To the central plain belong also the beds of chert with land and freshwater shells and silicified fossil woods and beds of fine grained sandstone with leaf impressions."

The nearest relations of this fossil fish are found in the eocene of Europe (Monte Bolca, etc.) and living in the Pacific and Indian Seas.

PAPER No. 24.

*FURTHER NOTES ON THE CARONI SERIES AT  
SAVANETA.*

Paper read before the Agricultural Society Sept. 13, 1912 and published as Society Paper No. 520, Agr. Soc. Trinidad and Tobago, 1912. Paging of Separate from 1 to 5.

*Page 1*

By the kindness of F. J. Morris, Esq., of Forres Park, I was able to make a second visit to the Springvale Quarry and also have a general look at the country in the neighbourhood which I had not seen for some years. This enabled me to gain some additional information of importance in settling the position, &c. of the Springvale Shellbed. Indeed, I found that the bed named was really an outcrop of the same series as that discovered by the late Louis Alexander Leroy, the fossils from which I have already described and named. Mr. Morris took me to the Quarry where I found that the later excavations had revealed the thickness dip and position of the Shellbed. It was apparently from three to four feet thick. The dip was about 30 degrees to the N. W. The Shellbed lay conformably upon which I might call a mudbed ; a stratum of impure clay with comminuted shells. These observations bring the Springvale Shellbed into line with

the Caroni series as laid down by Wall and Sawkins in the Geological Report on Trinidad, 1860, pp. 43, 45. The strata under-

*Page 2*

lying the Shellbed pass downwards into fine-grained soft rocks characterized by the Foraminifer *Planorbulina larvata*. This position is correctly indicated in the Diagram at p. 30 of *The Proceedings* of the Society illustrating my Paper on Recent Geological Discoveries (Vol. XII., 1912). These strata are there indicated by the letter h<sub>3</sub> and h<sub>2</sub> (Page 9 of separate copies.)

Interstratified with the mudbeds are strata of a more permeable quality, consisting of fine sandstones, and these pass in places into gravel beds sometimes indurated and these sandy and gravel beds allow of the percolation and storage of water whence the springs which are common in this country. The lower portion of the Caroni Series especially contains gravel beds which seem to overlie the cretaceous rocks. In fact the gravelly and sandy beds of the Tertiaries are here chiefly derived from the cretaceous series. I did not see the lower miocene beds (the Tamana Series) exposed anywhere in this locality, and it is possible that they may not have been developed here, or they may be in part or wholly represented by the strata underlying the Shellbed.

On one point it seems necessary to give a caution. That is, the diagrams attached to my papers are not intended in any way as finished plans or sections. Thus the diagram of the Orbitoides Bed (*Proceedings*, p. 204) is intended only to show approximately the position of that bed; it is not drawn to scale nor is it intended to show the dip or the relations of the other beds. The diagram is sufficient for its purpose. The faults shown in the diagram of which it is a modified copy (*Journ. Geol. Soc.*, 1892, Page 522) are not indicated. Again the diagram at Page 9 of my Paper on Recent Geological Discoveries, (page 30 of *Proceedings*) is purely diagrammatic. It shows correctly the relations of the strata so far as yet ascertained. But these diagrams are merely generalized sections, and for convenience the height

*Page 3*

is greatly exaggerated and no attempt is made to show

the minute details of structure or to give the exact proportions of the different beds. As regards faults it is rarely easy in the case of the Naparima Rocks to ascertain whether a dislocation is certainly a fault or merely a fold. There is usually crushing and displacement accompanied by disintegration especially along synclinal or anticlinal lines. The intimate relation of faulting and folding is shown by Mellard Reade in the *Geological Magazine* for 1896, page 353.

Owing to the kindness of M. Morris I secured from the Springvale Quarry an example of *Cyprca henckeni*, a species discovered in the Haitian Miocene and not since recorded from any other locality. The species is remarkable for the bosses or tubercles, which resemble those of *C. mus* an allied living species.

The Corosal Road Ditrupabed and the Pointapier Ditrupabed have proved to belong to the Upper Miocene series called the Caroni series by Wall and Sawkins. The material supplied me by Mr. Raspas contains molluskan fossils as well as the characteristic Foraminifer *Planorbulina larvata*. I give the names of some of these, but there are many more species.

The Foraminifer *Planorbulina larvata* seems to have played in the Caroni Miocene Series a part similar to that of the *Orbitoides* in the Eocene formations. Both are extremely abundant in beds whose fauna and constitution denote a moderate depth, say fifty to two hundred fathoms of water. The *Orbitoides* type of foraminifera is altogether extinct: while the *Planorbulina*, which is an extreme cyclical development of the type exemplified by *Pl. mediteranensis* and *Pl. vulgaris* is only found in the living state in the Pacific and Indian seas.

Page 4

The tubeshell found abundantly in the Ditrupabed of Pointapier and taken by me in the first instance to be the shell of a worm and hence called by me Ditrupa, was afterwards determined to be a Mollusk. It was described as *Cadulus parianus* in the Proceedings of the U. S. National Museum (Vol. xix, 1896, Page 323, Pl. xxx F. 7.) in the Corosal Road Bed a somewhat similar



shell occurs. This is marked by distinct characters. It widens more gradually from the initial to the oral end, and it is annulate by rounded costæ while *C. parianus* is smooth. Thus it has some resemblance to *Cæcum*. It may be diagnosed as follows.

CADULUS PERANULATUS N. SP.

Shell tubular curved widening somewhat rapidly, annulate by regular rounded riblets, swollen near the broader end and constricted at the aperture. Length 4 mm. greatest diameter 1 mm. The annulations become larger and obsolescent towards the oral end.

I have also detected the following Molluska in the Corosal Ditrupabed

<i>Cylichna mirrotrema</i> Dal.	<i>Corbula heterogenea</i> Gup.
<i>Turbonila tenuilineata</i> Gup.	<i>Leda acuta</i> Gab.
<i>Benthonela turbinata</i> Gup.	<i>Leda flexuosa</i> Heilp.
<i>Marginela arcuata</i> Gup.	
<i>Marginela soverbii</i> Gab.	<i>Dentalium prisma</i> Dal.
<i>Mangelia consentanea</i> Gup.	
<i>Clavatula labiata</i> Gab.	
<i>Pleurotoma haitense</i> Sow.	
<i>Teinostoma</i> ( <i>Vitrinela</i> ) <i>vitrea</i> Gab.	
<i>Clea truncata</i> Gab.	
<i>Nasa caribea</i> Gab.	

Page 5

Some polyzoa also occur in the bed, the most noticeable being *Diastroporlea umbelata* or a nearly allied species, and a *Vincularia*. These are also found in the Pointapier Ditrupabed: they are almost always in fragments. Besides *Planorbulina larvata* other Foraminifera occur for instance *Cornuspira* and *amodiscus*. Many others await a diligent collector. The determinations I have given are in some cases approximate only and must be verified by additional examples and further study. There is a grand field here for the collector of fossils.

## PAPER No. 25.

*OBSERVATIONS ON THE GEOLOGY OF MARTINIQUE  
WITH NOTE ON FOSSILS FROM TRINIDAD  
AND VENEZUELA.*

Agr. Soc. Trin. and Tob. ; Society Paper No. 549.

Read before the Society Apr. 11, 1913 and published in the "Proceedings" for Apr., 1913, vol. 13, pp. 159-163.

*Page 1*

Jules Maingot, Esquire, of Arima, having kindly furnished me with a copy of a paper by Mr. Dublancq-Laborde of Martinique on the existence of calcareous blocks in the ancient tufs of Mont Pelée I was by him placed in communication with that gentleman with a view to gaining some further information on the geology of Martinique, and especially with reference to the remarks of Dr. Watts made on the reading of my paper at the Queen's College in January 1912—which paper was duly published in the *Proceedings* of the Society. Mr. Dublancq Laborde was kind enough to supply me with ample information respecting the calcareous blocks in question and with specimens of the rocks and photographs of the organic remains found in them.

For particulars as to the mode of occurrence of these calcareous blocks I must refer to Mr. Dublancq-Laborde's paper published in the "Comtes rendus des Seances de l'Academie des Sciences" t. 154, P. 824. It is sufficient to state here that these calcareous blocks lend a considerable support to the theory of Dr. Watts. They appear in some cases to have been thrown out with bombs and ejectamenta discharged by Mont Pelée and other volcanic vents in Martinique. They contain fossil Foraminifera

*Page 2*

and Algæ namely, *Amphistegina* and other Foraminifera and *Lithothamnion*. Similar Foraminifera occur in the Miocene rocks of Trinidad and Barbados, and the *Lithothamnion* is a component of some of those of the latter Island. It seems further that in some of these rocks eocene fossils such as *Orbitoides* occur, for

Mr. Dublancq-Laborde informs me that besides the formations of Mont Pelcé there are in Martinique two fossiliferous horizons.

1. Limestones at St. Marie and caravelle containing *Lithothamnion Orbitoides* (*Lepidocyllina*) and *Spiroclypeus*. These are probably eocene. 2. Beds near La Trinite containing *Turitella tornata*, *Natica sulcata* *clypeaster ellipticus* and *Orbitolites complanata*. These correspond to the West Indian miocene, with which is correlated the miocene of Panama, Jamaica (Bowden), Haiti, Trinidad (Caroni series) etc., etc.

These indications support the view of Dr. Watts that a fossiliferous limestone formation underlies the volcanic series of the Antilles; and we have evidence here that the volcanic period was subsequent to these formations, and was therefore of miocene date. These calcareous formations were deposited along the margin of the atlantis land, the Caribbean Sea being then a gulf communicating with the Pacific Ocean, as shown in the map appended to my paper on the geological connections of the Caribbean Region (Trans. Can. Inst., 1908-9.)

This discovery of Mr. Laborde's does not affect generally my observations on the geology of Antigua but it may involve some correction of the views of Purves on the central plain of that island. The analogy of the Martinique formations would dispose us to regard that central plain as a part of the calcareous formation dislocated and broken-up by volcanic agency and altered by erosion, and subsequent deposits due to marine action, and to the hot springs and fluvial phenomena developed near and along the line of the great Antillean dislocation passing through Antigua.

Page 3

I take the opportunity of bringing to the notice of The Society the work of Miss Maury on the Paleontology of Trinidad. Miss Maury was a member of Mr. Veatch's party under the auspices of the General Asphalt Company of Philadelphia, and she did the Paleontological work. Miss Maury has added a large number of new names to the list of Trinidad fossils, but it will remain for further investigation to determine which of these are

valid. She retains the misleading expression "Oligocene" including under that head rocks and fossils of miocene as well as of eocene date.

I had often conjectured that Soldado Rock in the Serpents Mouth (the Southern entrance into the Gulf of Paria might be of eocene age and the conjecture has been verified by Miss Maury, who gives a list of over forty species of molluska from that rock.

This discovery is of interest from a stratigraphical point of view because it shows that the anticline of eocene rocks running through the southern part of the island from Guayaguayare to Cedros, (Brigit Point, Coral Point) comes out on the southwestern point of the island parallel with the Naparima anticline and terminating in the Gulf of Paria by an elevation of hard rock ; Soldado off Cedros being thus analogous to Farallon off Naparima. Just as in the case of the Naparima anticline this brings up cretaceous and eocene rocks along its course. I am bound however to record my dissent from Miss Maury's classification of the tertiary rocks of Trinidad. The Manzanilla beds may be lower miocene (Oligocene), but the Cumana beds are upper miocene, and the lower beds of the Naparima series (San Fernando beds) are eocene, thus leaving the Caroni series and the oceanic beds of Naparima as miocene, and probably the equivalents of the Bowden beds of Jamaica, and the beds in Haiti, containing *Arca patricia* (see my paper on the Geology of Antigua etc., Journ. Geol. Soc. Vol. 67, November 1911, Page 699).

I also record here two collections of tertiary fossils, one made by Mr. C. S. Rogers, Forest Officer, to the Tamana Dis-

*Page 4*

trict, and one made by Mr. Cunningham Craig in Venezuela. The first is a most encouraging collection, as it indicates a palaeontological wealth yet unexplored, and shows what may be expected at the hands of an interested collector. As usual in such collections some of the specimens were not in a condition for identification, but I determined some seven species of which two (*Modulus basileus*) and *Corbula dominicensis*) are hitherto unrecorded from Trinidad. The list is as follows :—

- Pleurotoma consors* Sow., Guppy. Journ. Geol. Soc. 1876, Pl. xxviii. F. 7.
- Venustum* var. *jamaicense* Guppy Journ. Geol. Soc. 1866, Pl. xvi, F. 6.
- Modulus basileus* Guppy, Geol. Mag. 1874 Pl. xvi F. 2 (*Modulus wilcoxii* Dal. Flor. Foss. I, Pl. 18, F. 1a) see also Guppy and Dal. Antilean Fossils Proc. U. S. National Museum, Vol. xix, P. 319.
- Conus planiliratus* Sow. Guppy, Journ. Geol. Soc. 1866. Pl. xvi, F. 7.
- Cancelaria lævescens* Guppy, Journ. Geol. Soc. 1866. Pl. xvii F. 12. (Forms or varieties of this have been described as *bareti* and *moorei* Guppy and *dariana* Toula).
- Corbula dominicensis* Gab. Sandomingo, P. 247.
- Pectunculus acuticostatus* Sow. Journ. Geol. Soc. 1849, Pl. x, F. 13.

The collections made by Mr. Cunningham-Craig consist of two lots from localities in the State of Falcon, Venezuela, named Caudevalito and Yabalito near Urumaco. The latter is characterized by *Arca patricia*, a miocene fossil known from the Caroni series of Trinidad, the Haitian beds, and Tobago. Bearing in mind the accompanying fossils these specimens though smaller than the type leave little doubt on my mind as to the miocene age of the deposit from which they came. The likeness of these collections to the Gatun Fauna (Isthmus of Panama) is striking.

Page 5

*Fossils from Yabalito, Urumaco, Venezuela.*

- Cardium gatunense* Toula, Gatun Fauna. Pl. iii F. 4.  
This is probably *C. compressum* Dall, Flor. Foss. VI. Pl. xviii, F. 21.
- Arca patricia* Sow.
- Clementia tæniosa* Guppy. Antillean Fossils Pl. xxx. F.S. (near *dariana* Conr.)
- Turitela tornata* Guppy (*gabbii* Toula, Gatun Fauna, Pl. i. F. 5.)

*Malea camura* Guppy, Journ. Geol. Soc. 1886, Pl. xvii., F. 9.

*Sigaretus gatunensis* Toula Gatun Fauna P. 697 Pl. iv. F. 3.

*Natica plicatela* Conr. (canrena.)

*Arca phalarca* Dal. Flor. Foss. III., Pl. xxxiii., F. 3.

*Pecten inaequalis* Sow.

*Balanus varians* Darwin, S. America, Pl. ii. F. 4, 5, 6.

Most of these determinations must be received as doubtful or provisional, as specimens are imperfect.

The collection from Caudevalito contains only one or two fairly well preserved shells, the others are indeterminable, and on the whole I would rather not say anything about them (except that they appear to be of tertiary age) pending the receipt of more and better specimens.

---

## APPENDIX I

(From Article 31 of Synopsis. See page 5 of this Bulletin).

Guppy (p. 146) summarizes his article thus :

1. The land of which Trinidad formerly formed part, originated from deposits laid down in the sea and derived from pre-existing land. When this operation was going on the whole area occupied by Trinidad was sea.
2. When the Parian Range rose above the waters it was the southern portion of a large continental mass of land whose extent we have not the means at hand to enable us to determine with any approach to exactitude. At this time the valleys of the Orinoko and Amazonas were sea.
3. During the neozoic or cretaceo-tertiary period, the rocks now forming the southern portions of the island of Trinidad were deposited ; and were raised above the level of the sea towards the close of that period. During that time there was no separation of Trinidad from South America, and the land surface was continuous. It is probable that simultaneously with the rise of this land surface, extensive dislocations and depressions took place in the Caribbean area resulting finally in the separation of Trinidad from Venezuela, the formation of the Gulf of Paria, and the reduction by denudation of the newly-separated land to near its present level. The contemporaneous phenomena in other parts of the West Indies have been made the subject of discussion by W. J. Spencer, Gregory and others.

\* \* \*

In an Appendix (p. 148) to this article Guppy gives a list of works relating to the geology of the Caribbean region from 1819 to 1904, as follows :

1819. NUGENT, Antigua. Trans. Geol. Soc., Lond., Vol. V.  
 1839. VONBUCH, Petrifications rec. par Humboldt.  
 18 ... HOVAY, Antigua. Am. Journ. Sc., Vol. XXXV.  
 1842. \*ORBIGNY, Fossiles de Columbie. Inst. de France.  
 1850. MOORE, Sandomingan Fossils. Journ. Geol. Soc., Vol. VI.  
 1851. \*BAYLE & COQUAND, Foss. du Chili.  
 1853. HENEKEN, Sandomingo. Journ. Geol. Soc., Vol. IX.  
 1858. \*KARSTEN, Kreidebildung von Colombia.  
 1859. DUCHASSAING, Formations de Gnadelupe.  
 1860. WALL, Venezuela and Trinidad, Journ. Geol. Soc., Vol. XVI.  
 1860. WALL & SAWKINS, Geology of Trinidad.  
 1863. DUNCAN, West Indian Fossil Corals, Journ. Geol. Soc., Vol. XIX.  
 1863. SAWKINS, Jamaican granite, Ibidem.  
 1863. GUPPY, Older Parian in Trinidad, Geologist, pp. 204 and 363.  
 1863. MOORE, Jamaican Fossils, Journ. Geol. Soc., Vol. XIX.  
 1864. GUPPY, Fossil Foraminifera, Geologist p. 159.  
 1865. GUPPY, Late Tertiaries Trinidad, Geol. Mag., Vol. II.  
 1865. DUNCAN & WALL, Jamaica, Journ. Geol. Soc., Vol. XXI.  
 1866. GUPPY, Jamaican Fossils, Journ. Geol. Soc., Vol. XXII.  
 1866. GUPPY, Tertiary Formations of W. I., Journ. Geol. Soc., Vol. XXII.  
 1867. GUPPY, West Indian Geology and Atlantis, Geol. Mag., Vol. IV.  
 1868. DUNCAN, Fossil Corals of W. I., Journ. Geol. Soc., Vol. XXIV.  
 1869. BARRET & WALL, Geology of Jamaica.  
 1869. \*TATE, Guiana, Journ. Geol. Soc., Lond., Vol. XXV.  
 1869. \*FOSTER, Caratal Goldfield, Journ. Geol. Soc., Vol. XXV.  
 1870. GUPPY, Fossils of Caribbean Group, Journ. Geol. Soc., Vol. XXVI.  
 1871. CLEVE, North-eastern West Indies, Svenska Ak. Band. 9.  
 1872. GUPPY, Naparima Foraminifera, Proc. S. A. Trinidad.  
 1872. GUPPY, Dominica, Geol. Mag., Vol. IX.  
 1872. GABB, New Genera of Molluska, Proc. Acad. N. S. Phil.  
 1873. GABB, Sandomingo, Trans. Amer. phil. Soc., Vol. XV.  
 1873. GUPPY, Naparima Foraminifera, Geol. Mag., Vol. X.  
 1873. DUNCAN, Eocene Corals, Journ. Geol. Soc., Lond., Vol. XXIX.  
 1874. DAVIDSON, Tertiary Brachiopoda, Geol. Mag., Dec. II, Vol. I.  
 1874. GUPPY, West Indian Fossils, Geol. Mag., Dec. II, Vol. I.  
 1875. GABB, West Indian Fossils, Geol. Mag., Dec. II., Vol. II.

\*The works marked thus do not refer to the geology of the Caribbean area, properly speaking, but are nevertheless useful in connection therewith.



1875. COTTEAU, Echinides Tertiaires, Svenska Ak. Band 13.  
 1875. \*BROWN & SAWKINS, Geology of British Guiana.  
 1876. GUPPY, Haitian Fossils, Journ. Geol. Soc. Lond., Vol. XXXII.  
 1877. GUPPY, Older Rocks of Trinidad, Proc. S. A. Trin., Part XI.  
 1877. GUPPY, Coal at Williamsville, Idem.  
 1877. FRANCIS, Idem. Idem.  
 1878. GABB, Caribbean Miocene Fossils.  
 1878. GABB, Costarican Fossils.  
 1880. CROSBY, Guiana, etc., Bost. Soc. Nat. Hist.  
 1881. CLEVE, North-eastern West Indies, An. Lyc. N. H., New York.  
 1881. COTTEAU, Echinides de Cuba, Soc. Geol. Belge.  
 1884. PURVES, Antigua, Bull. Mus. N. H. Belge. Tom. III.  
 1890. HARRISON & JUKES-BROWNE, Geology of Barbados.  
 1891. GUPPY, Water-bearing Rocks, Agric. Record, Trinidad.  
 1891. JUKES-BROWNE & HARRISON, BARBADOS, Journ. Geol. Soc., Vol. XLVII.  
 1892. JUKES-BROWNE & HARRISON, Barbados, Ibidem, Vol. XLVIII.  
 1892. GUPPY, Microzoic Formations, Ibidem, Ibidem.  
 1893. GUPPY, Fossil Microzoa, Journ. F. N. Club, Trin., Vol. I.  
 1894. GUPPY, Fossil Foraminifera, Proc. Zool. Soc. Lond.  
 1895. SPENCER, Cuba, Geol. Soc. Amer., Vol. VII.  
 1895. SPENCER, Antillean Continent, Ibidem.  
 1895. SPENCER, Antillean Valleys, Trans. Can. Inst., Vol. V.  
 1895. GREGORY, West Indies, Journ. Geol. Soc. Lond., Vol. LI.  
 1895. HILL, Cuba, Bull. Mus. Harvard, Vol. XVI.  
 1897. SPENCER, Changes of Level Mexico, etc., Geol. Soc. Amer.  
 1898. Changes of Level Jamaica, etc., Trans. Can. Inst.  
 1898. GUPPY, Eocene Fossils Naparima, Proc. VI., Trinidad.  
 1898. FRANKS & HARRISON, Barbados, Journ. Geol. Soc., Vol. LIV.  
 1899. HILL, Jamaica, Bull. Mus. Cambr., Vol. XXXIV.  
 1899. HARRISON & JUKES-BROWNE, Oceanic Deposits, Journ. Geol. Soc., Vol. IV.  
 1900. GUPPY, Naparima Rocks, Geol. Mag.  
 1901. SPENCER, Development of Antilles, Journ. Geol. Soc., Vol. LVII.  
 1902. GUPPY, Tobagan Fossils, Bull. Botanic Dep., Trinidad.  
 1902. GUPPY, Coal, Gold, etc., Proc. Vict. Inst., Trinidad.  
 1902. SPENCER, Windward Islands, Trans. Can. Inst.  
 1904. GUPPY, Sangregrande Borings, etc., Geol. Mag.

\*The works marked thus do not refer to the geology of the Caribbean area, properly speaking, but are nevertheless useful in connection therewith.

## APPENDIX II\*

## Notes on the Life of R. J. L. Guppy

A glance at the Frontispiece of this Bulletin will suffice to convince the reader that Robert John Lechmere Guppy was no ordinary character. His grandmother was a daughter of Admiral Lechmere of Plantagenet descent, his paternal ancestors date back to the Guy Pigli family of Florence. Migrating to France, the family name became Goupil, and finally, after the revocation of the Edict of Nantes when the family fled to England the name was modified to its present form. Robert John Lechmere Guppy was born in England, August 15, 1836. His father was the Hon. R. Guppy, M.A., Barrister-in-law, and for many years Mayor of San Fernando, Trinidad. After completing his studies in Civil Engineering, Guppy traveled in Australia, Tasmania and New Zealand but returned to England in 1858. Early in 1859 he served as assistant to Mr. Curtis, the engineer in charge in the construction of the Ciperó railway. Upon completion of this road in July, 1859, since no similar work was available he accepted an appointment in the Colonial Secretary's office where he became Chief (Confidential) Clerk and Clerk of the Councils in 1861. In 1868 he was appointed Chief Inspector of Schools, a position which he held till retirement in 1891. The work involved in building up a new system of education was arduous. Little time and strength was left for the delights of

\*Since the foregoing pages of this Bulletin were printed and ready for distribution, (March 1921) we have been awaiting a biographic sketch of Mr. Guppy by a member of the family, one who naturally could do justice to the subject. Bulletins 36 and 37 have long been ready for mailing but have been withheld till this Appendix could be written, and hence these Bulletins could be sent out in their proper order. Fortunately, Mr. Waring has been able to borrow a good photograph of Mr. Guppy, and the same is herewith reproduced as Frontispiece but the biographic sketch has as yet (June '21) failed to appear. The few notes here given are from Newton's Obituary notice, published in the *Geological Magazine*, vol. 3, 1916, pp. 479-480, from a few pamphlets and a letter sent by Mr. Guppy, and from conversation with a son in San Fernando.

Natural History studies. Nevertheless he managed to note and even publish a multitude of facts relating to the Natural History of Trinidad. It seems indeed pathetic to find him in later days regretting that in the prime of life he had no time nor means for the work he most loved, while in life's eve, when time and more means were at his command he no longer had strength to work—one or two hauls of the seine producing complete exhaustion. All phases of Natural History appealed to him, but it was to animal life, especially the Invertebrates that he devoted most of his attention. He cheerfully bore the hardships incidental to the collection of new facts in the field, but his greatest delight was in their interpretation. Note for example his interpretation of the meaning of the Matura dwarf fauna, the origin of the Bocas and his reasons for an "Atlantis". Among the Invertebrates the Foraminifera and the Mollusca received most attention. These he found, ranging in age from the Cretaceous to the Quaternary. In fact, some few indications he seemed to find of Paleozoic remains in the Northern range, and on two occasions he published the known molluscan fauna of the Gulf of Paria.

He was a zealous worker for the upbuilding of local scientific organizations as the published proceedings of the *Scientific Association of Trinidad*, the *Field Naturalists' Club*, and the *Victoria Institute* clearly attest. In the latter he hoped for real results by way of library and museum facilities. He found, however, its resources gradually turned into non-scientific channels. Fortunately he was spared the pain of witnessing its recent destruction.

The opposition, even bitterness, encountered in introducing modern, efficient, secular education in new territory can well be imagined and easily understood. But the lack of sympathy shown to an original natural history worker in a distant land by those who had it within their power to aid rather than criticize seems far more difficult to explain. Guppy wisely knew the weakness of his own situation, without an adequate library, without museum material for comparison, and without means he could devote to his scientific work. This is reflected in the mild-

ness of his replies to his critics, mildness in upholding his opinions, many of which are proving today to be correct.

After leaving the Educational Department he spent some time touring in England, Holland, Belgium, Germany, Switzerland, Italy and France then settled for a while at Tunapuna, Trinidad devoting his time to agriculture and apiculture. He afterwards moved to Port-of-Spain where he died after a brief illness, August 5, 1916. He was survived about six months by his wife, who died on the 2d of February, 1917. They had eight children, three daughters and five sons, all of whom are living, as follows :

Mrs. Alex Fraser, wife of the Manager of Furness Withy Co., Port-of-Spain.

Mrs. Patrick Jones of Port-of-Spain.

Mrs. Low, wife of the headmaster of Queen's Royal College in Port-of-Spain.

Plantaganet L. Guppy (eldest son) Treasurer of Tobago.

Percy F. L. Guppy, now in California.

G. E. L. Guppy, Intendent of Crown Lands, Port-of-Spain.

R. F. L. Guppy, District Commissioner in Madras, India.

John L. Guppy, Civil Engineer, San Fernando.





1919-21

15 1962

963

1 1963

1965

65 *Ne. 1. c.*

1957

AMNH LIBRARY



100211513