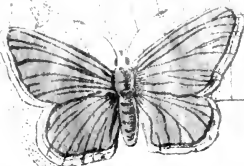



# BUTTERFLIES

# & MOTHS

# AT HOME



5. 18  
76

MAYNARD M. METCALF,

KUNST-SALON  
MÜNCHEN

Maynard M. Mutual

HANFSTAENGL,

Oct. 1906

FINE ART...

REPRODUCER,

16 PALL MALL EAST,

LONDON, S.W.

---

**A**LL the Illustrations in GOWANS'S ART BOOKS were taken from Photographs by Franz Hanfstaengl, and the Publishers, Messrs. Gowans & Gray, write:—

"We have been congratulated on all hands on the beauty of the illustrations in our little Art Books, and we cannot refrain from stating that we consider the principal credit is due to you for your magnificent photographs, without which the fine achievements of the engravers and printers would have been unavailing."

---

**HANFSTAENGL'S PHOTOGRAPHIC REPRODUCTIONS** are Published in many different sizes, at Prices ranging from 1s. to 6 Guineas.

*LISTS AND PARTICULARS ON APPLICATION.*

COLLECTIONS CLASSIFIED AND ARRANGED.

# Gowans's Art Books.

**T**HIS Series, published at a very low price and containing **sixty** beautifully-printed reproductions of the best pictures of the great masters, is intended to give the lover of art a general idea of the style and characteristics of the most famous painters of the world.

**READY.**

**No. 1.—THE MASTERPIECES OF RUBENS.**

**No. 2.—THE MASTERPIECES OF VAN DYCK.**

**No. 3.—THE MASTERPIECES OF REMBRANT.**

**No. 4.—THE MASTERPIECES OF RAPHAEL.**

**No. 5.—THE MASTERPIECES OF REYNOLDS.**

**No. 6.—THE MASTERPIECES OF TENIERS.**

**No. 7.—THE MASTERPIECES OF EARLY FLEMISH ART,  
(MEMLING, VAN EYCK, etc.)**

**No. 8.—THE MASTERPIECES OF TITIAN.**

*Others in Preparation.*

---

## **PRICES:**

**PARCHMENT COVER, 6D. NET.    CLOTH, 1S. NET**  
**LEATHER, 2S. NET.    POSTAGE, 1D.**

---

**GOWANS & GRAY, Ltd.,**  
35 Leicester Square, London, W.C.  
58 Cadogan Street, Glasgow.

# **Gowans's Nature Books.**

---

---

**T**HE object of these little volumes is to stimulate a love of Nature and a desire to study it. The first book of the series has been extremely successful, and the Publishers hope to make the others equally interesting and beautiful.

**READY.**

**No. 1.—WILD BIRDS AT HOME. SIXTY PHOTOGRAPHS FROM LIFE, BY CHAS. KIRK, OF BRITISH BIRDS AND THEIR NESTS.**

**No. 2.—WILD FLOWERS AT HOME. FIRST SERIES. SIXTY PHOTOGRAPHS FROM NATURE, BY CAMERON TODD.**

**No. 3.—WILD FLOWERS AT HOME. SECOND SERIES.**

**No. 4.—BUTTERFLIES AND MOTHS AT HOME. SIXTY PHOTOGRAPHS FROM LIFE, BY A. FORRESTER.**

*In Preparation.*

**No. 5.—WILD BIRDS AT HOME. SECOND SERIES.**

---

**PRICE:**

**PARCHMENT COVER, 6D. NET. POSTAGE, 1D.**

---

**GOWANS & GRAY, Ltd,**  
35 Leicester Square, London, W.C.  
58 Cadogan Street, Glasgow.

UNIFORM IN SIZE WITH "ART BOOKS," BUT OBLONG.

# **The Bottle *and* The Drunkard's Children.**

**In Sixteen Plates.**

Designed and Etched by  
**GEORGE CRUIKSHANK.**

---

THIS little book contains beautifully engraved and printed miniature facsimiles of these two series of Cruikshank etchings, which were very popular when first issued in 1847 and 1848. More terrible pictures of the results of indulgence in strong drink could hardly be imagined. At the same time the artistic quality of the etchings is very high indeed.

---

**PARCHMENT COVER:**

**PRICE, 6s. NET.**

**POSTAGE, 1d.**

---

Glasgow: GOWANS & GRAY, Ltd.

London: BRIMLEY JOHNSON & INCE, Ltd.

GOWANS'S NATURE BOOKS, No. 4

BUTTERFLIES AND MOTHS AT HOME



Common Blue Butterfly (*Lycæna icarus*) at rest on rush.



# BUTTERFLIES AND MOTHS AT HOME

*Sixty photographs from nature by A. Forrester*

GOWANS & GRAY, LTD.  
35 LEICESTER SQUARE, LONDON, W.C.  
58 CADOGAN STREET, GLASGOW

1905



*I*N none of the volumes of the present series are the marvellous processes of nature more forcibly brought home to the reader than in the sixty photographs in this little volume. The patience and observation of Mr. Forrester have borne fruit in a series of pictures of the life-histories of some Butterflies and Moths, and of examples of protective resemblance which will surely fill every thinking mind with wonder and reverence. The nomenclature followed is that of Kappel and Kirby's "British and European Butterflies and Moths," 1896.



THE LIFE-HISTORY OF A WHITE ADMIRAL BUTTERFLY. Plate 1  
(*Limenitis sibylla*)

The young caterpillar sleeps through the winter in a hammock which it constructs from a small leaf. To prevent this leaf falling to the ground with its fellows, the larva attaches it securely to the stem of the plant with many fine silken threads.



THE LIFE-HISTORY OF A WHITE ADMIRAL BUTTERFLY. Plate 2  
(*Limenitis sibylla*)

April 21st

The honeysuckle buds having now expanded the caterpillar leaves its winter residence. It feeds, however, principally at night, passing the day on the stem as here shewn.



THE LIFE-HISTORY OF A WHITE ADMIRAL BUTTERFLY. Plate 3  
(*Limenitis sibylla*)

June 10th

It has now attained its full growth—



THE LIFE-HISTORY OF A WHITE ADMIRAL BUTTERFLY. Plate 4  
(*Limenitis sibylla*)

June 12th

—and spinning a small silken pad on the underside of a leaf, suspends itself therefrom by its hindmost pair of claspers or pro-legs.




THE LIFE-HISTORY OF A WHITE ADMIRAL BUTTERFLY. Plate 5  
(*Limenitis sibylla*)

June 14th

It now casts off its larval jacket and appears as a pupa or chrysalis—





THE LIFE-HISTORY OF A WHITE ADMIRAL BUTTERFLY. Plate 6  
(*Limenitis sibylla*)

June 27th

—and one bright morning the perfect insect emerges, and hangs from its empty pupa case until its wings are fully grown, and sufficiently stiff for flight.



THE LIFE-HISTORY OF A BRIMSTONE BUTTERFLY (*Gonepteryx rhamni*). Plate I

June 10th

A half-grown larva of the Brimstone Butterfly or Buckthorn. It feeds at night, and during the day takes up the position shewn, when it is very difficult to see.



THE LIFE-HISTORY OF A BRIMSTONE BUTTERFLY. Plate 2  
(*Gonepteryx rhamni*)

A large spider which lives among the leaves of the Buckthorn, and preys upon the caterpillars.



THE LIFE-HISTORY OF A BRIMSTONE BUTTERFLY. Plate 3  
(*Gonepteryx rhamni*)

July 10th


When full fed the larva attaches itself to a twig in the same way as the caterpillar of the White Admiral, but in addition makes a sling from the twig round its body which keeps it in a more or less horizontal position.



THE LIFE-HISTORY OF A BRIMSTONE BUTTERFLY. Plate 4  
(*Gonepteryx rhamni*)

July 11th

The pupa appears the following day. The discarded skin of the larva may be seen hanging from the twig by a very fine thread.



THE LIFE-HISTORY OF A BRIMSTONE BUTTERFLY. Plate 5  
(*Gonepteryx rhamni*)

July 26th. 8-10 a.m.

When first the imago emerges from the pupa, its wings are small and limp—



THE LIFE-HISTORY OF A BRIMSTONE BUTTERFLY. Plate 6  
(*Gonepteryx rhamni*)

July 26th. 8-25 a.m.



THE LIFE-HISTORY OF A BRIMSTONE BUTTERFLY. Plate 7  
(*Gonepteryx rhamni*)

July 26th. 9 a.m.

—and by this time are quite stiff and fit for use.





THE EMERGENCE OF A SIX-SPOTTED BURNET MOTH. Plate 1  
(*Zygæna filipendulæ*)

July 15th. 7 a.m.

The cocoon attached to grass.



THE EMERGENCE OF A SIX-SPOTTED BURNET MOTH. Plate 2  
(*Zygæna filipendulæ*)

July 15th. 7.5 a.m.

The pupa pushes itself partially through the upper part of the cocoon, using its anal extremity as a lever.



THE EMERGENCE OF A SIX-SPOTTED BURNET MOTH. Plate 3  
(*Zygæna filipendulæ*)

July 15th. 7 0 a.m.

The moth disengages itself—



THE EMERGENCE OF A SIX-SPOTTED BURNET MOTH. Plate 4  
(*Zygena filipendula*)

July 15th. 7-6 $\frac{1}{4}$  a.m.

—and having freed its antennae and legs—



THE EMERGENCE OF A SIX-SPOTTED BURNET MOTH. Plate 5  
(*Zygæna filipendulæ*)

July 15th. 7-6½ a.m.

—quickly crawls up the grass, leaving the pupa case sticking out of the cocoon.



THE EMERGENCE OF A SIX-SPOTTED BURNET MOTH. Plate 6  
(*Zygæna filipendulæ*)

July 15th. 7-21 a.m.


Having found a suitable place where it can hang clear of the grass the wings commence to expand, and when fully grown, but still limp, are folded over the back as shewn.



THE EMERGENCE OF A SIX-SPOTTED BURNET MOTH. Plate 7  
(*Zygæna filipendulæ*)

July 15th. 7-40 a.m.

The process being now completed the wings take the natural resting position, and the moth soon flies away to join—



THE EMERGENCE OF A SIX-SPOTTED BURNET MOTH. Plate 3  
(*Zygæna filipendulæ*)

—its friends and relations on some neighbouring thistle head.





THE LIFE-HISTORY OF A BROAD-BORDERED BEE HAWK MOTH. Plate 1  
(*Macroglossa fuciformis*)

The eggs are laid singly in June on the underside of a honeysuckle leaf.



THE LIFE-HISTORY OF A BROAD-BORDERED BEE HAWK MOTH. Plate 2  
(*Macroglossa fuciformis*)

The egg soon hatches, and the young larva is noted for the curious way in which it eats holes in the leaves of its food plant.



THE LIFE-HISTORY OF A BROAD-BORDERED BEE HAWK MOTH. Plate 3  
(*Macroglossa fuciformis*)

While very young the caterpillar is liable to be attacked by an ichneumon fly of the family Braconidae, which punctures the skin and deposits an egg beneath. This egg hatches, and the resulting grub lives upon the substance of its host, avoiding vital parts, until it is full fed, when it forces its way out, and spins its cocoon on the leaf beside the unfortunate caterpillar of the hawk-moth, which soon afterwards dies.



THE LIFE-HISTORY OF A BROAD-BORDERED BEE HAWK MOTH. Plate 4  
(*Macroglossa fuciformis*)

Caterpillar about  $\frac{1}{3}$  grown.



THE LIFE-HISTORY OF A BROAD-BORDERED BEE HAWK MOTH. Plate 5  
(*Macroglossa fuciformis*)

Caterpillar  $\frac{2}{3}$  grown

It will be noticed that the caterpillar has now spots along its sides, and the horn has become curved.



THE LIFE-HISTORY OF A BROAD-BORDERED BEE HAWK MOTH. Plate 6  
(*Macroglossa fuciformis*)

The winter is passed in the pupa state. The chrysalis is of a very ordinary type, and may be found in a very loosely constructed cocoon among dead leaves, on the surface of the ground.



THE LIFE-HISTORY OF A BROAD-BORDERED BEE HAWK MOTH. Plate 7  
(*Macroglossa fuciformis*)

The perfect insect emerges the following May.



THE LIFE-HISTORY OF A PRIVET HAWK MOTH. Plate 1  
(*Sphinx ligustri*)

Newly hatched caterpillar with the egg shell from which it has emerged.





THE LIFE-HISTORY OF A PRIVET HAWK MOTH. Plate 2  
(*Sphinx ligustri*)

Half-grown caterpillar feeding.



THE LIFE-HISTORY OF A PRIVER HAWK MOTH. Plate 3

(*Sphinx ligustri*)

The pupa is subterranean, and may be distinguished from others by its short trunk.



THE LIFE-HISTORY OF A PRIVET HAWK MOTH. Plate 4  
(*Sphinx ligustri*)

At rest on trunk of oak.



THE LIFE-HISTORY OF AN EMPEROR MOTH. Plate I  
(*Saturnia carpini*)

Eggs laid among heather.



THE LIFE-HISTORY OF AN EMPEROR MOTH. Plate 2  
(*Saturnia carpini*)

The full-fed caterpillar.




THE LIFE-HISTORY OF AN EMPEROR MOTH. Plate 3  
(*Saturnia carpinii*)

The caterpillar spins a pear-shaped cocoon, in which it turns to a chrysalis.



THE LIFE-HISTORY OF AN EMPEROR MOTH. Plate 4  
(*Saturnia carpinii*)

The perfect insect (female).



SOCIABLE CATERPILLARS

Brood of larvæ of Large Tortoiseshell Butterfly (*Vanessa polychloros*).





## SOCIAL CATERpillars

Young larvæ of Buff-Tip Moth (*Phalera Bucephala*).



The curious caterpillar of the—



—Lobster Moth (*Stauropus fagi*).



PROTECTIVE RESEMBLANCE—CATERpillars OF—

Caterpillar which has fed on the leaves of an oak tree on which no lichen is growing.

These caterpillars, of all our British species, seem to have the power—



—SCALLOPED HAZEL MOTH (*Odontopera bidentata*)

Caterpillar which has fed on the leaves of a lichen covered willow tree.

—of assimilating themselves to their surroundings most perfectly developed.



PROTECTIVE RESEMBLANCE

CATERPILLARS THAT MIMIC PINE-NEEDLES

Two larvæ of Shaded Broad Bar Moth (*Cidaria variata*).



PROTECTIVE RESEMBLANCE

CATERPILLARS THAT MIMIC PINE-NEEDLES

Larva of Pine Beauty Moth (*Panolis piniperda*).



PROTECTIVE RESEMBLANCE

CATERPILLARS THAT MIMIC TWIGS

Caterpillars of Pale Oak Beauty Moth (*Boarmia consortaria*).





PROTECTIVE RESEMBLANCE

CATERPILLARS THAT MIMIC TWIGS

Larva of Mottled Beauty Moth (*Boarmia repandata*) on honeysuckle.



PROTECTIVE RESEMBLANCE

CATERPILLARS THAT MIMIC TWIGS

Hibernating larva of Great Oak Beauty Moth (*Boarmia roboraria*)  
on oak.



## PROTECTIVE RESEMBLANCE

Larva of Grass Emerald Moth (*Pseudoterpna pruinata*) on genista.



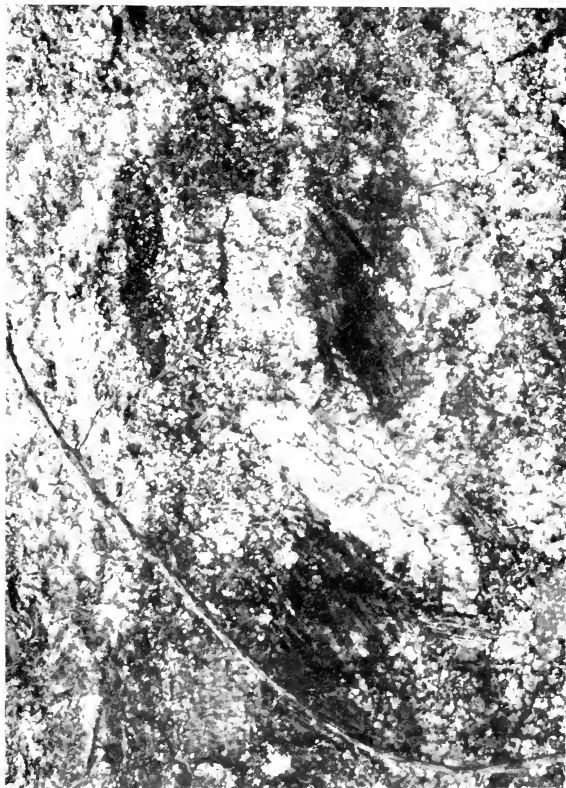
PROTECTIVE RESEMBLANCE

Larva of Brussels Lace Moth (*Boarmia lichenuaria*) on lichen-covered branch of oak tree.



## PROTECTIVE RESEMBLANCE

Dingy Skipper Butterfly (*Visoniades tages*) sleeping on dead teasel head.



## PROTECTIVE RESEMBLANCE

Small Engrailed Moth (*Boarmia crepuscularia*) at rest on trunk of oak tree.



PROTECTIVE RESEMBLANCE

The Grayling Butterfly (*Satyrus semele*) resting among fallen pine needles.



#### PROTECTIVE RESEMBLANCE

The young larva of the Alder Moth (*Acronycta alni*) much resembles a bird-dropping.





PROTECTIVE RESEMBLANCE

The Angle-shades Moth (*Brotolomia meticulosa*) among dead oak leaves.




## PROTECTIVE RESEMBLANCE

Copper Underwing Moth (*Amphipyra pyramidea*) on tree-trunk.



## PROTECTIVE RESEMBLANCE

The caterpillar of the Lilac Beauty Moth (*Pericallia syringaria*), especially the black variety figured, requires a very practised eye to distinguish it from one of the dead and shrivelled leaves of its food plant honeysuckle.



Split bulrush shewing pupa of Bulrush Moth (*Nonagria typha*).



The caterpillar of the Goat Moth (*Cossus ligniperda*).

This caterpillar is noted for emitting a most unpleasant odour. It lives in trees, making large burrows through the wood. When full grown it may often be found wandering about footpaths and roads.



IN WINTER QUARTERS

Small Tortoiseshell Butterfly (*Vanessa urticae*) hibernating on a bear in loft.

# Pocket Anthologies.

Compiled by ADAM L. GOWANS, M.A.

*23rd Thousand.*

**No. 1.—THE HUNDRED BEST POEMS  
(LYRICAL) IN THE ENGLISH LAN-  
GUAGE.**

*11th Thousand.*

**No. 2.—THE HUNDRED BEST POEMS  
(LYRICAL) IN THE ENGLISH LAN-  
GUAGE, SECOND SERIES.**

*6th Thousand.*

**No. 3.—THE BOOK OF LOVE: ONE  
HUNDRED OF THE BEST LOVE-POEMS  
IN THE ENGLISH LANGUAGE.**

*Just Published.*

**No. 4.—THE HUNDRED BEST BLANK  
VERSE PASSAGES IN THE ENGLISH  
LANGUAGE.**

*Others in Preparation.*

---

## PRICES:

PAPER, 6D. NET.

CLOTH, 1S. NET.

LEATHER, 2S. NET.

POSTAGE, 1D.

---

GOWANS & GRAY, Ltd.,  
London & Glasgow.

UNIFORM WITH OUR "POCKET ANTHOLOGIES."

# The Hundred Best Poems

## (Lyrical)

# in the Latin Language.

Selected by J. W. MACKAIL, M.A., LL.D.,  
*Translator of Homer's 'Odyssey,' Virgil's 'Georgics,' etc.*  
*Author of 'Latin Literature.'*

---

THE Publishers consider themselves very fortunate in having secured Dr. Mackail as compiler of this little selection. In a prettily got up volume of handy size will be found the very flower of Latin lyrical poetry. A delightful pocket companion for the classical scholar, the book will also be found of the greatest value to teachers for awakening in the student a real love for the best poetry.

---

### PRICES:

PAPER, 6D. NET.

CLOTH, 1S. NET.

LEATHER, 2S. NET.

POSTAGE, 1D.

---

Glasgow: GOWANS & GRAY, Ltd.

London: BRIMLEY JOHNSON & INCE, Ltd.



READY AUTUMN, 1905.

UNIFORM WITH POCKET ANTHOLOGIES.

**LES CENT  
MEILLEURS POÈMES**  
(Lyriques)  
**de la Langue Française,**

Choisis par

**AUGUSTE DORCHAIN.**

IT would have been difficult to find in France a more competent scholar to make this selection than M. DORCHAIN, himself a poet of standing, poetical critic to the famous French weekly, *Les Annales*, and author of *L'Art des Vers*. The taste displayed in the selection of poems for this Anthology will, the publisher believes, cause it to become a standard book at once.

**PRICES :**

**PAPER COVER, 6d. NET.      CLOTH, 1s. NET,**

**LEATHER, 2s. NET.      POSTAGE, 1d**

GOWANS & GRAY, Ltd., Glasgow.  
BRIMLEY JOHNSON & INCE, Ltd.,  
35 Leicester Square, London, W.C.

VOLS. III.-VI. OF "THE COMPLETE WORKS OF  
CERVANTES" CONTAIN

# Don Quixote.

Translated by JOHN ORMSBY.

Edited by JAS. FITZMAURICE-KELLY,

---

IN FOUR VOLUMES.

EACH 1s. NET IN CLOTH; 2s. NET IN LEATHER

---

WE claim that this is the best English edition of *Don Quixote* in existence. In support of this assertion, we beg to point out these facts:—(1) Ormsby's translation is admitted by the best judges to be the best English translation; (2) This edition is printed from Mr. Ormsby's own copy, containing his latest corrections, many, particularly in the notes, being very important; (3) The annotations by Mr. Ormsby are unequalled and unapproached in any English edition, and without good notes the book is partly unintelligible; (4) Mr. Fitzmaurice-Kelly's introduction alone is sufficient to place our edition far above all its competitors. His knowledge of the subject is quite unique.

## ONE OF MANY.

"The choice is wise, for on the whole Mr. Ormsby's is the most satisfactory version, to our mind, that has been produced in English, and moreover the publishers have secured the assistance of Mr. Fitzmaurice-Kelly in preparing the reprint. . . . We cannot conclude without congratulating the publishers on the way in which they have performed their part of the task. The volumes are convenient in size, light to hold, neat in appearance, and, as has been said, wonderfully cheap!"—*Athenæum*.

---

Glasgow: GOWANS & GRAY, Ltd.

London: BRIMLEY JOHNSON & INCE, Ltd.



