

A 4.3:39

Issued March 6, 1911.

U. S. DEPARTMENT OF AGRICULTURE,  
BUREAU OF ANIMAL INDUSTRY—BULLETIN NO. 39.

A. D. MELVIN, CHIEF OF BUREAU.

INDEX-CATALOGUE

OF

MEDICAL AND VETERINARY ZOOLOGY.

PART 33.

[Authors: W to Werbitzki.]

BY


CH. WARDELL STILES, Ph. D.,

*Consulting Zoologist, Bureau of Animal Industry; Professor of Zoology,  
U. S. Public Health and Marine-Hospital Service,*

AND

ALBERT HASSALL, M. R. C. V. S.,


*Assistant Zoologist, Bureau of Animal Industry.*



WASHINGTON:

GOVERNMENT PRINTING OFFICE.

1911.



Issued March 6, 1911.

U. S. DEPARTMENT OF AGRICULTURE,  
BUREAU OF ANIMAL INDUSTRY—BULLETIN NO. 39.

A. D. MELVIN, CHIEF OF BUREAU.

---

INDEX-CATALOGUE

OF

MEDICAL AND VETERINARY ZOOLOGY.

PART 33.

[Authors: W to Werbitzki.]

BY


CH. WARDELL STILES, Ph. D.,

*Consulting Zoologist, Bureau of Animal Industry; Professor of Zoology,  
U. S. Public Health and Marine-Hospital Service,*

AND

ALBERT HASSALL, M. R. C. V. S.,

*Assistant Zoologist, Bureau of Animal Industry.*



WASHINGTON:  
GOVERNMENT PRINTING OFFICE.

1911.

## BUREAU OF ANIMAL INDUSTRY.

---

*Chief:* A. D. MELVIN.

*Assistant Chief:* A. M. FARRINGTON.

*Chief Clerk:* CHARLES C. CARROLL.

*Animal Husbandry Division:* GEORGE M. ROMMEL, chief.

*Biochemic Division:* M. DORSET, chief.

*Dairy Division:* B. H. RAWL, chief.

*Inspection Division:* RICE P. STEDDOM, chief; MORRIS WOODEN, R. A. RAMSAY, and ALBERT F. BEHNKE, associate chiefs.

*Pathological Division:* JOHN R. MOHLER, chief.

*Quarantine Division:* RICHARD W. HICKMAN, chief.

*Experiment Station:* E. C. SCHROEDER, superintendent.

*Editor:* JAMES M. PICKENS.

### ZOOLOGICAL DIVISION.

*Chief:* B. H. RANSOM.

*Assistant Zoologist:* ALBERT HASSALL.

*Scientific Assistants:* HARRY W. GRAYBILL, MAURICE C. HALL, and HOWARD CRAWLEY.

## NOTICE.

The Index-Catalogue of Medical and Veterinary Zoology represents the joint working card catalogue of the Division of Zoology, Bureau of Animal Industry, and of the Division of Zoology, Hygienic Laboratory, U. S. Public Health and Marine-Hospital Service. It consists of three parts—Authors, Subjects, and Hosts. The Author Index is published in an edition of 2,568 copies, as Bulletin No. 39, Bureau of Animal Industry, with continuous pagination.

This bulletin is not for general free distribution, but is intended for use of libraries, educational institutions, experiment stations, laboratories, sanitary officials, and investigators. Persons desiring private copies can obtain them by purchase from the Superintendent of Documents, Government Printing Office, Washington, D. C., or by exchange with the Bureau of Animal Industry. In ordering copies, state distinctly which number is desired.

*Collaborators.*—In preparing this Catalogue, we have had the assistance of various persons connected with the two Zoological Divisions. Of these there should be mentioned in particular, as collaborators on the letter W:

Brayton H. Ransom, B. Sc., A. M., Ph. D., Chief of the Division of Zoology, Bureau of Animal Industry; Caroline Myers and Charles A. Pfender, M. D.

### AUTHOR INDEX.

Part 1, pages 1-46.—Introduction and authors A to Azevedo. Issued May, 1902. Price 5 cents.

Part 2, pages 47-198.—Authors B to Buxton. Issued February, 1903. Price 10 cents.

Part 3, pages 199-324.—Authors C to Czygan. Issued May, 1903. Price 10 cents.

Part 4, pages 325-403.—Authors D to Dziembowski. Issued July, 1903. Price 5 cents.

Part 5, pages 405-435.—Authors E to Eyssel. Issued September, 1903. Price 5 cents.

Part 6, pages 437-510.—Authors F to Fynney. Issued February, 1904. Price 5 cents.

Part 7, pages 511-572.—Authors G to Gmelin. Issued December 19, 1904. Price 5 cents.

Part 8, pages 573-659.—Authors Gobée to Gyser. Issued December 19, 1904. Price 5 cents.

Part 9, pages 661-706.—Authors H to Heim. Issued April 5, 1905. Price 5 cents.

Part 10, pages 707-782.—Authors Heim to Hyrtl. Issued April 5, 1905. Price 5 cents.

Part 11, pages 783-838.—Authors I to a Juvattis. Issued April 18, 1905. Price 5 cents.

Part 12, pages 839-902.—Authors K to Kohl. Issued October, 1905. Price 5 cents.

Part 13, pages 903-950.—Authors Kohl to Kynsey. Issued October, 1905. Price 5 cents.

Part 14, pages 951-1044.—Authors L to Léger. Issued July, 1906. Price 10 cents.

Part 15, pages 1045-1116.—Authors Legg to van der Linden. Issued August, 1906. Price 10 cents.

Part 16, pages 1117-1208.—Authors von Linden to Lyutkevich. Issued September, 1906. Price 10 cents.

Part 17, pages 1209-1304.—Authors M to Martirano. Issued June 22, 1907. Price 15 cents.

Part 18, pages 1305-1398.—Authors Martius to Mitrofanow. Issued July 29, 1907. Price 15 cents.

Part 19, pages 1399-1492.—Authors Mitschein to Myrepsus. Issued August 16, 1907. Price 15 cents.

Part 20, pages 1493-1574.—Authors N to Nyström. Issued June 30, 1908. Price 15 cents.

Part 21, pages 1575-1624.—Authors O to Ozzard. Issued July 8, 1908. Price 10 cents.

Part 22, pages 1625-1718.—Authors P to Pfeilsticker. Issued February 13, 1910. Price 15 cents.

Part 23, pages 1719-1805.—Authors Pfender to Qvortrup. Issued February 16, 1909. Price 15 cents.

Part 24, pages 1807-1893.—Authors R to Rizzo. Issued October 9, 1909. Price 10 cents.

Part 25, pages 1895-1979.—Authors Roack to von Rzewuski. Issued November 29, 1909. Price 10 cents.

Part 26, pages 1981-2076.—Authors S to Schnyder. Issued June 2, 1910. Price 15 cents.

Part 27, pages 2077-2168.—Authors Schoch to Silvestrini. Issued July 5, 1910. Price 15 cents.

Part 28, pages 2169-2250.—Authors Sim to von Stenitzer. Issued July 16, 1910. Price 10 cents.

Part 29, pages 2251-2326.—Authors Stenroos to Szymánski. Issued July 25, 1910. Price 10 cents.

Part 30, pages 2327-2386.—Authors T to Thon. Issued September 7, 1910. Price 10 cents.

Part 31, pages 2387-2442.—Authors Thooris to Utz. Issued September 8, 1910. Price 10 cents.

Part 32, pages 2443-2508.—Authors V to Vyner. Issued October 11, 1910. Price 10 cents.

#### SUBJECT INDEX.

Trematoda and trematode diseases <Bull. 37, Hyg. Lab., U. S. Pub. Health & Mar.-Hosp. Serv., Wash., June, 1908, 401 pp. [W<sup>a</sup>, W<sup>m</sup>.]

## AUTHOR INDEX.

### W.

- WACKE, KARL FRIEDRICH ROBERT. [Dr.] [1859- .]  
 1902 a.—Beiträge zur Kenntnis der Temnocephalen. (*Temnocephala chilensis*, *Temnocephala tumbesiana* n. sp. und *Temnocephala nova zelandica*.) Diss. 34 pp., 1 l. 8°. Berlin. [W<sup>m</sup>.]
- 1903 a.—Idem. (*In* Fauna Chilensis. Abhandlungen zur Kenntniss der Zoologie Chiles, v. 3 (1)) <Zool. Jahrb., Jena, Suppl., v. 6, 12. Mai, pp. 1-116, pls. 1-9, figs. 1-75. [W<sup>a</sup>, W<sup>s</sup>.]
- 1903 b.—Idem. [Abstract by Charles A. Kofoid] <J. Applied Micr., Rochester, v. 6 (8), Aug., p. 2481. [W<sup>a</sup>, W<sup>e</sup>.]
- 1903 c.—Idem. [Abstract of 1903 a, by F. Bræm] <Centralbl. f. Bakteriol. [etc.], Jena, 1. Abt., v. 34 (1), 17. Oct., Ref., pp. 17-18. [W<sup>a</sup>, W<sup>m</sup>, W<sup>e</sup>.]
- 1904 a.—Idem. [Abstract of 1903 a, by Max. Braun] <Zool. Centralbl., Leipz., v. 11 (9), 17. Mai, p. 281. [W<sup>a</sup>, W<sup>s</sup>.]
- WACKENRODER, HENRICUS GUILIELMUS FERDINANDUS.  
 [1826 a].—De anthelminthicis regni vegetabilis [etc.]. Diss. 2 p. l., 67 pp. 4°. Göttingæ. [W<sup>m</sup>.]
- WACKER. [Dr., Landsberg.]  
 1883 a.—Ueber das Vorkommen der Larve von *Anthomyia cuniculina* im menschlichen Darmcanale <Aerztl. Int.-Bl., München, v. 30 (11), 13. März, pp. 109-110. [W<sup>m</sup>.]
- WADDELL, ARTHUR R. [M. D., Glasgow.]  
 1903 a.—Soil nitrification v. the incidence of malaria and other mosquito-borne diseases <Lancet, Lond. (4162), v. 164, v. 1 (23), June 6, pp. 1589-1590, 1 table. [W<sup>a</sup>, W<sup>m</sup>, W<sup>e</sup>.]
- 1903 b.—Idem. [Abstract] <Deutsche med. Wehnschr., Leipz., v. 29 (25), 18. Juni, Litt.-Beilage, p. 155. [W<sup>a</sup>, W<sup>m</sup>.]
- 1903 c.—Idem. [Abstract of 1903 a] <Med. Rec., N. Y. (1702), v. 63 (25), June 20, p. 993. [W<sup>a</sup>, W<sup>m</sup>, W<sup>e</sup>.]
- 1903 d.—Idem. [Abstract of 1903 a] <N. York M. J. [etc.] (1282), v. 77 (26), June 27, p. 1189. [W<sup>a</sup>, W<sup>m</sup>, W<sup>e</sup>.]
- 1903 e.—Soil nitrification as a preventive of malaria. [Abstract of 1903 a] <Med. Rec., N. Y. (1704), v. 64 (1), July 4, pp. 19-20. [W<sup>a</sup>, W<sup>m</sup>, W<sup>e</sup>.]
- 1903 f.—Soil nitrification and mosquitoes. [Abstract of 1903 a] <J. Am. M. Ass., Chicago, v. 41 (1), July 4, p. 39. [W<sup>a</sup>, W<sup>m</sup>, W<sup>e</sup>.]
- 1904 a.—Soil nitrification v. the incidence of malaria and other mosquito-borne diseases. [Abstract of 1903 a] <Exper. Station Rec., Wash., v. 15 (6), Feb., pp. 597-598. [W<sup>a</sup>, W<sup>e</sup>.]
- WADDELL, J. ALEXANDER. [Univ. Virginia.]  
 1910 a.—Hookworm in Virginia—its prevalence in certain Piedmont sections <Virginia M. Semi-Month., Richmond (335), v. 14 (23), Mar. 11, pp. 546-549. [W<sup>a</sup>.]
- WADGYMAR, A. [M. D., Prof., Chemistry & Botany, Humboldt Medical College.]  
 1866 a.—*Trichina spiralis* and its origin and development in muscle, and the disease trichiniasis <St. Louis M. Reporter, v. 1 (4), Apr. 15, pp. 97-109, figs. 1-3. [W<sup>m</sup>.]

WADHAM. [Dr.]

1877 a.—Case of double hydatid tumour of the liver rapidly destroyed by paracentesis of each cyst and withdrawal of its fluid contents <Lancet, Lond. (2797), v. 1, Apr. 7, pp. 491-492. [W<sup>m</sup>, W<sup>e</sup>.]

WADSACK. [Dr.]

1906 a.—Ein solitärer Echinokokk der linken Lunge durch Aushusten spontan geheilt. [Abstract of paper read before Gesellsch. d. Charité-Aerzte, 31. Mai] <Berl. klin. Wehnschr., v. 43 (33), 13. Aug., pp. 1097-1100, figs. 1-3. [W<sup>a</sup>, W<sup>m</sup>.]

1907 a.—Idem. [Abstract by Hedinger] <Centralbl. f. allg. Path. u. path. Anat., Jena, v. 18 (5), 15. März, p. 183. [W<sup>a</sup>, W<sup>m</sup>.]

1907 b.—Idem. [Abstract of 1906 a, by W. v. Brunn] <Centralbl. f. Bakteriolog. [etc.], Jena, 1. Abt., v. 40 (17-18), 13. Dec., Ref., pp. 605-606. [W<sup>a</sup>, W<sup>m</sup>.]

WADSWORTH, J. L. R.

(1880 a).—Malaria. Annual address delivered before the Madison Co., N. Y., Med. Soc., Apr., 1880.

WADZYŃSKI, P. [Dr.]

1900 a.—Przypadek wagra podsiatkówkowego (?) [Subretinal *Cysticercus*.] [Polish text] <Post. okul., Kraków, v. 2, grudzień, pp. 456-458, figs. 1-2. [W<sup>m</sup>.]

WÄCHTER, CAROLUS.

1793 a.—De efficaci usu clysterum e sale ammoniaco et herba absynthii ad morbos verminosos de pellendis, observatione succincta confirmato et per epicrisin illustrato. (*In* Diss. sistens obs. med., pp. 19-30. 12°. Rostochii.) [W<sup>m</sup>.]

WÄCHTER, CHRISTIAN.

(1903 a).—Methodischer Leitfaden für den Unterricht in der Tierkunde. 4. Aufl., 2. Theil, 150 pp., 4 pls., 185 figs. 8°. Braunschweig.

DE WÆLE, H. [Dr., Asst., Univ. Gand.]

1899 a.—Remarques sur un cas de cysticerques du cerveau <Ann. Soc. de méd. de Gand, v. 78 (7), pp. 223-234, figs. 1-5. [W<sup>m</sup>.]

DE WÆLE, H.; & SUGG, E.

1904 a.—Étude sur la variole et la vaccine <Arch. internat. de pharm. et de thérap., Brux. & Par., v. 13 (1-2), pp. 295-307. [MS. dated 1<sup>er</sup> sept.] [W<sup>m</sup>.]

1905 a.—Idem. [Abstract by L. Voigt] <Hyg. Rundschau, Berl., v. 15 (15), 1. Aug., p. 777. [W<sup>a</sup>.]

WÆLSCH, LUDWIG. [Dr., Privatdozent f. Dermatol., Prag.]

1905 a.—Bemerkungen zu der Mitteilung von Professor L. Merk "Ueber den *Cytoryktes luis* (Siegel)" <Wien. klin. Wehnschr., v. 18 (41), 12. Oct., p. 1055. [W<sup>m</sup>.] [See Merk, Ludwig, 1905 a.]

1905 b.—Idem. [Abstract by Bergeat] <München. med. Wehnschr., v. 52 (43), 24. Oct., p. 2093. [W<sup>a</sup>, W<sup>m</sup>.]

1905 c.—Ueber den *Cytoryktes luis* [sic.] Siegel. [Abstract of 1905 a] <Deutsche med. Wehnschr., Leipz., v. 31 (43), 26. Oct., p. 1730. [W<sup>a</sup>, W<sup>m</sup>.]

1905 d.—Ueber *Cytoryktes luis* (Siegel). [Abstract of 1905 a, by R. Bernstein] <Fortschr. d. Med., Leipz., v. 23 (34), 1. Dec., p. 1036. [W<sup>a</sup>, W<sup>m</sup>.]

1906 a.—Bemerkungen zu der Mitteilung von Prof. L. Merk. "Ueber den *Cytoryktes luis* (Siegel)." [Abstract of 1905 a, by Grassberger] <Hyg. Rundschau, Berl., v. 16 (21), 1. Nov., p. 1192. [W<sup>a</sup>.]

1907 a.—Ein Fall von Atoxylvergiftung <München. med. Wehnschr., v. 54 (19), 7. Mai, pp. 937-938. [W<sup>a</sup>, W<sup>m</sup>.]

1907 b.—Poisoning by atoxyl. [Abstract of 1907 a] <J. Trop. M. & Hyg., Lond., v. 10 (22), Nov. 15, p. 375. [W<sup>a</sup>, W<sup>m</sup>.]

WAGA. [Prof., Warsaw.]

1844 a.—Note sur la découverte d'une espèce de filaire vivant dans les pommes <Rev. zool., Soc. cuv., Par., v. 7, sept., pp. 366-367. [W<sup>a</sup>, W<sup>e</sup>.]



- WAGENER, GUIDO RICHARD. [Prof., Berlin.] [1822-1896.] [*For necrology, see Arch. f. path. Anat. [etc.], Berl., 1897, v. 148, p. 180. [W<sup>a</sup>, W<sup>m</sup>.]*] [*See also de Filippi, Filippo, 1855 b, pp. 24-25.*]  
 [1848 a].—Enthelminthica. Diss. 31 pp. 8°. Berolini. [W<sup>m</sup>.]  
 1851 a.—Enthelminthica <Arch. f. Anat., Physiol. u. wissenschaft. Med., Berl., pp. 211-220, pl. 7, figs. 1-5. [W<sup>m</sup>.]  
 1852 a.—Ueber einen neuen in der *Chimara monstrosa* gefundenen Eingeweide-Wurm, *Amphiptyches urna* Grube und Wagener <Ibidem, pp. 543-554, pls. 14-15, figs. 1-7. [W<sup>m</sup>.]  
 1852 b.—Enthelminthica No. 3. 1. Ueber *Distoma dimorphum* Diesing *Distoma marginatum* Rud. <Ibidem, pp. 555-569, pl. 16, figs. 1-6. [W<sup>m</sup>.]  
 1852 c.—Notiz über die Entwicklung der Cestoden <Tagsb. ü. d. Fortschr. d. Nat.-u. Heilk., Weimar (566), v. 3, Juni, Abt. f. Zool., pp. 65-71. [MS. dated 23. Juni.] [W<sup>e</sup>.]  
 (1854 a).—Die Entwicklung der Cestoden <Nova acta Acad. nat. curios, v. 24, Suppl., pp. 21-91, pls. 1-12.  
 1854 b.—[Notiz über ein Monostom] <Arch. f. Anat., Physiol. u. wissenschaft. Med., Berl., pp. 10-11. [W<sup>m</sup>.]  
 1857 a.—Beiträge zur Entwicklungs-Geschichte der Eingeweidewürmer. Eine von der Holländischen Societät der Wissenschaften zu Haarlem i. J. 1855 gekrönte Preisschrift <Naturk. Verhand. v. d. Holland. Maatsch. d. Wetensch. te Haarlem, 2. Verzamel., Deel 13, 112 pp., pls. 1-36A. [W<sup>e</sup>.] [*Also reprint: W<sup>m</sup>.*]  
 1857 b.—Helminthologische Bemerkungen aus einem Sendschreiben an C. Th. von Siebold <Ztschr. f. wissenschaft. Zool., Leipz., v. 9 (1), 28. Nov., pp. 73-90, pls. 5-6, figs. 1-26. [MS. dated 16. Jan.] [Y<sup>p</sup>.]  
 1858 a.—Enthelminthica No. 5. Ueber *Amphilina foliacea* mihi (*Monostoma foliaceum* Rud.), *Gyrocotyle* Diesing und *Amphiptyches* Gr. W. Briefliche Mittheilung an Hrn. Prof. R. Leuckart. [Read 15. Dec. 1857] <Arch. f. Naturg., Berl., 24. J., v. 1, pp. 244-249, pl. 8, figs. 1-6. [MS. dated 27. März.] [W<sup>e</sup>.]  
 1858 b.—Idem. No. 6. Ueber *Distoma campanula* (*Gasterostoma fimbriatum* Siebold) Duj. und *Monostoma bipartitum* Wedl. Briefliche Mittheilung an Hrn. Prof. R. Leuckart <Ibidem, pp. 250-256, pl. 9, figs. 1-10. [W<sup>e</sup>.]  
 1860 a.—Ueber *Distoma appendiculatum* R. Briefliche Mittheilung an Prof. Dr. R. Leuckart <Ibidem, 26. J., v. 1, pp. 165-194, pls. 8-9. [W<sup>e</sup>.]  
 1860 b.—Ueber *Gyrodactylus elegans* von Nordmann <Arch. f. Anat., Physiol. u. wissenschaft. Med., Leipz., pp. 768-797, pls. 17-18, figs. 1-27. [W<sup>m</sup>.]  
 1861 a.—On *Gyrodactylus elegans* Nordmann. [Transl. of 1860 b] <Quart. J. Micr. Sc., Lond., n. s., v. 1, pp. 196-212. [W<sup>m</sup>, W<sup>e</sup>.]  
 1866 a.—Ueber Redien und Sporocysten Filippi <Arch. f. Anat., Physiol. u. wissenschaft. Med., Berl., pp. 145-150, pl. 6, figs. 1-11. [W<sup>m</sup>.]  
 WAGENER, O. [Dr., Asst.-Arzt, innere Abt., Krankenhaus Bethanien, Berlin.] [*See also Nissle, A.; & Wagener, O.*]  
 1904 a.—*Oxyuris vermicularis* in der Darmwand <Deutsches Arch. f. klin. Med., Leipz., v. 81 (3-4), 30. Sept., pp. 328-333, figs. 1-2. [W<sup>m</sup>.]  
 1904 b.—Idem. [Abstract] <Deutsche med. Wchnschr., Leipz., v. 30 (44), 27. Oct., p. 1618. [W<sup>a</sup>, W<sup>m</sup>.]  
 1904 c.—Idem. [Abstract of 1904 a, by Bamberger] <München. med. Wchnschr., v. 51 (44), 1. Nov., p. 1978. [W<sup>a</sup>, W<sup>m</sup>.]  
 1904 d.—*Oxyuris vermicularis* in the intestinal wall. [Abstract of 1904 a] <Am. Med., Phila., v. 8 (18), Oct. 29, p. 782. [W<sup>a</sup>, W<sup>m</sup>, W<sup>e</sup>.]  
 1904 e.—Oxyuri penetranti nella parete intestinale. [Abstract of 1904 a] <Gazz. d. osp., Milano, v. 25 (141), 2. semestre, 24 nov., p. 1494. [W<sup>m</sup>.]  
 1904 f.—Penetrazione di oxyuri nelle pareti intestinali. [Abstract of 1904 a] <Ibidem (154), 2. semestre, 25 dic., pp. 1625-1626. [W<sup>m</sup>.]

## WAGENER, O.—Continued.

- 1905 a.—*Oxyuris vermicularis* in der Darmwand. [Abstract of 1904 a, by Kurt Ziegler] <Centralbl. f. allg. Path. u. path. Anat., Jena, v. 16 (3), 15. Feb., p. 112. [W<sup>a</sup>, W<sup>m</sup>.]
- 1905 b.—Weitere Untersuchungen über *Oxyuris vermicularis* in der Darmwand des Menschen <Arch. f. path. Anat. [etc.], Berl., v. 182 (1), 18. F., v. 2 (1), 2. Oct., pp. 145–152, pl. 5, figs. 1–4. [W<sup>a</sup>, W<sup>m</sup>.]
- 1906 a.—Idem. [Abstract by Walkhoff] <Centralbl. f. allg. Path. u. path. Anat., Jena, v. 17 (7), 14. Apr., pp. 268–269. [W<sup>a</sup>, W<sup>m</sup>.]
- 1906 b.—Idem. [Abstract of 1905 b, by Geissler] <Centralbl. f. d. med. Wissensch., Berl., v. 44 (21), 26. Mai, pp. 355–356. [W<sup>a</sup>, W<sup>m</sup>.]
- 1906 c.—*Oxyuris vermicularis* in der Darmwand. [Abstract of 1904 a, by Carl Rosenthal] <Ibidem (1), 6. Jan., pp. 10–11. [W<sup>a</sup>, W<sup>m</sup>.]

## WAGENFELD, L.

- 1839 a.—Allgemeines Vieharzneibuch oder, gründlicher doch leicht fasslicher Unterricht wonach ein jeder Viehbesitzer die Krankheiten seiner Haustiere auf die einfachste and wohlbeleilte Weise leicht erkennen und sicher heilen kann. xxiv+292 pp. 12°. Königsberg. [W<sup>m</sup>.]
- 1888 a.—Vieharzneibuch und Gesundheitspflege der Landwirthschaftlichen Haustiere. Gründlicher und leicht fasslicher Unterricht die Krankheiten der Haustiere zu verhüten, zu erkennen und zu heilen. 17. Aufl. von R. Kühnert. xii+503 pp. 8°. Berlin. [W<sup>m</sup>.]
- 1892 a.—Thierarzneibuch. 18. völlig umgearbeitete Aufl., von M. Preusse. xv+555 pp. 8°. Berlin. [W<sup>m</sup>.]
- 1901 a.—Thierarzneibuch und Gesundheitspflege der landwirthschaftlichen Haustiere, von M. Preusse. 19. Aufl., xv+550 pp. 8°. Berlin. [W<sup>m</sup>.]

WAGENHÄUSER.<sup>1</sup> [Prof., Ohrenheilkunde, Tuebingen.]

- 1887 a.—Pathologische Anatomie des Gehörorganes <Lehrb. d. allg. u. spec. path. Anat. (Ziegler), Jena, 5. Aufl., v. 2, pp. 971–996, fig. 396. [W<sup>m</sup>.]
- 1892 a.—Idem <Ibidem, 7. Aufl., v. 2, pp. 973–994. [W<sup>m</sup>.]

WAGENHÄUSER.<sup>2</sup> [District-Thierarzt, Steingaden.]

- 1893 a.—Vergiftung eines Pferdes durch Bienenstiche <Wchnschr. f. Thierh. u. Viehzucht, München, v. 37 (39), 25. Sept., pp. 378–384. [W<sup>m</sup>.]
- 1894 a.—Idem. [Abstract] <Berl. thierärztl. Wchnschr. (8), 22. Feb., p. 91. [W<sup>m</sup>.]
- 1894 b.—Death of a horse through bee stings. [Abstract of 1893 a] <Veterinarian, Lond. (796), v. 67, 4. s. (472), v. 40, Apr., p. 279. [W<sup>a</sup>, W<sup>m</sup>.]

## WAGENMANN.

- 1903 a.—[*Cysticercus* im Glaskörper.] [Read before Med.-naturw. Gesellsch., Jena, 27. Mai 1903] <Ophth. Klin., Stuttg., v. 7 (18), 20. Sept., pp. 278–279. [W<sup>m</sup>.]
- 1903 b.—Idem. [Secretary's abstract] <München. med. Wchnschr., v. 50 (30), 28. Juli, pp. 1315–1316. [W<sup>a</sup>, W<sup>m</sup>.]
- 1903 c.—Idem. [Secretary's abstract of 1903 a] <Deutsche med. Wchnschr., Leipz., v. 29 (38), 17. Sept., Ver.-Beilage, p. 300. [W<sup>a</sup>, W<sup>m</sup>.]

## WAGGONER, A. See Shoemaker, E. M.; &amp; Waggoner, A.

## WAGLER, CAROLUS GOTTLIEB. See Röederer, Joannes Georgius; &amp; Wagler, Carolus Gottlieb.

## WAGNER. See Schenk &amp; Wagner.

## WAGNER, ANTON.

- 1873 a.—Ueber das Vorkommen des *Dermanyssus avium* am Menschen. Diss. 22 pp. 8°. Greifswald. [W<sup>m</sup>.]

## WAGNER, ERNST [LEBERECHT]. [Prof. Dr., Leipzig; Editor, Arch. d. Heilkunde, Leipzig, 1860–1878.] [1829–1888.]

- 1856 a.—*Pentastomum denticulatum* in der Niere <Arch. f. physiol. Heilk., Stuttg., pp. 581–582. [W<sup>m</sup>.]

## WAGNER, ERNST [LEBERECHT]—Continued.

- 1859 a.—Eitrige Peritonitis durch Perforation eines Geschwürs im untern Ileum. *Echinococcus* der Leber <Ibidem, n. F., v. 3, pp. 419–420. [W<sup>m</sup>.]
- 1862 a.—Bewegliche *Echinococcus*-Geschwulst des grossen Netzes <Arch. d. Heilk., Leipz., v. 3, pp. 89–90. [W<sup>m</sup>.]
- 1862 b.—*Pentastomum denticulatum* der Milz <Ibidem, p. 478. [W<sup>m</sup>.]
- 1864 a.—Eine Trichinenepidemie in Leipzig <Ibidem, v. 5, pp. 183–187. [W<sup>m</sup>.]
- 1864 b.—On a *Trichina* epidemic at Leipzig. [Abstract of 1864 a] <Med. Times & Gaz., Lond. (717), v. 1, Mar. 26, p. 348. [W<sup>m</sup>.]
- 1864 c.—Idem. [Abstract of 1864 a] <Am. J. M. Sc., Phila., n. s. (95), v. 48, July, pp. 226–227. [W<sup>m</sup>, W<sup>c</sup>.]
- 1864 d.—Zur forensischen Bedeutung der Trichinen <Arch. d. Heilk., Leipz., v. 5, pp. 278–280. [W<sup>m</sup>.]
- (1876 a).—Lehrbuch der allgemeinen Pathologie. p. 180.
- 1876 b.—A manual of general pathology. For the use of students and practitioners of medicine. Transl. from the 6. German ed., by John Van Duyn and E. C. Seguin. x+728 pp. 8°. New York. [W<sup>m</sup>, W<sup>c</sup>.]
- 1877 a.—Idem. x+728 pp. 8°. New York. [W<sup>m</sup>.]
- 1884 a.—Die Trichinen-Epidemie in Emerleben, Nienhagen und Deesdorf, Herbst 1883. Nach eigenen Beobachtungen dargestellt. 79 pp., 13 charts. 8°. Halberstadt. [W<sup>m</sup>.]
- VON WAGNER, FRANZ.<sup>1</sup> [Dr., Strassburg i. E.]
- (1886 a).—Nervensystem von *Myzostoma*.
- 1887 a.—*Myzostoma buechichii* (nova species) <Zool. Anz., Leipz. (255), v. 10, 11. Juli, pp. 363–364. [W<sup>m</sup>, W<sup>c</sup>.]
- 1887 b.—Idem. [Abstract by Max. Braun] <Centralbl. f. Bakteriol. [etc.], Jena, v. 2 (20), pp. 603–604. [W<sup>a</sup>, W<sup>m</sup>, W<sup>c</sup>.]
- 1891 a.—Zur Kenntnis des Baues der sog. Haftpapillen von *Microstoma lineare* Oerst <Zool. Anz., Leipz. (373), v. 14, 21. Sept., pp. 327–331, 1 fig. [MS. dated Juni.] [W<sup>a</sup>, W<sup>m</sup>, W<sup>c</sup>.]
- VON WAGNER, FRANZ.<sup>2</sup> [Dr., a. o. Prof., Univ. Giessen.]
- 1902 a.—Schmarotzer und Schmarotzertum in der Tierwelt. Eine erste Einführung in die tierische Schmarotzertkunde. 151 pp., 67 figs. 16°. Leipzig. [W<sup>c</sup>.]
- 1902 b.—Idem. [Abstract by Max. Braun] <Zool. Centralbl., Leipz., v. 9 (26), 30. Dec., p. 837. [W<sup>a</sup>, W<sup>s</sup>.]

## WAGNER, GUILIELMUS FRIDERICUS.

- [1808 a].—De morbis ex scabie orientibus, magistratum attentione non indignis. Diss. 34 pp. 8°. Tubingæ. [W<sup>m</sup>.]

## WAGNER, HANS.

- 1897 a.—Ueber Pseudotumoren am Pylorus des Froschmagens. Ein Beitrag zu den Irrthümern auf dem Gebiete des Protozoen-Parasitismus in Geschwülsten <Arch. f. path. Anat. [etc.], Berl., v. 150, 14. F., v. 10 (3), 15. Dec., pp. 432–444, pls. 9–10. [W<sup>a</sup>, W<sup>m</sup>, W<sup>c</sup>.]
- 1898 a.—Idem. [Abstract by M. Brann] <Zool. Centralbl., Leipz., v. 5 (14), 14. Juli, pp. 448–450. [W<sup>a</sup>, W<sup>s</sup>.]

## WAGNER, J.

- (1854 a).—[On Arachnidæ.] [Russian text.] 8°. Kazan.

## WAGNER, JOHANN JACOB.

- 1685 a.—De generatione enlicum <Misc. Acad. nat. curios., Norimb. (1684), pp. 368–370. [W<sup>c</sup>.]

## WAGNER, JULIUS NIKOLAVICH. [Prof., Zool., Kiev Polytechnicum.]

- 1889 a.—Aphanipterologische Studien. 1. Anatomie der *Vermipsylla alacuti* Schimk. <Trudy russk. entom. Obsh., S.-Peterb., v. 23, pp. 199–261, pls. 7–11, figs. 1–38. [MS. dated 1/13 Mai 1888.] [W<sup>a</sup>.]

WAGNER, JULIUS NIKOLAVICH—Continued.

- 1892 a.—Zur Entwicklungsgeschichte der Milben. (Vorläufige Mittheilung) <Zool. Anz., Leipz. (399), v. 15, 29. Aug., pp. 316–320. [W<sup>a</sup>, W<sup>m</sup>, W<sup>c</sup>.]
- 1893 a.—Aphanipterologische Studien. 2. Drei neue Puliciden, nebst Bemerkung über die Gattung *Typhlopsylla* Tasch. <Trudy russk. entom. Obsh., S.-Peterb. (1892–93), v. 27, pp. 347–358, pl. 6, figs. 1–5. [W<sup>a</sup>.]
- 1898 a.—Idem. 3. Ueber die Gattung *Pulex* und Beschreibung neuer Arten der Gattungen *Ceratophyllus*, *Ctenopsylla*, *Ceratopsylla*, und *Typhlopsylla* <Ibidem (1896–97), v. 31, pp. 555–594, pls. 8–10, figs. 1–30. [W<sup>a</sup>.]
- 1901 a.—Idem. 4. Beschreibung neuer Arten der Gattungen *Ceratophyllus*, *Pulex* und *Typhlopsylla* <Ibidem, v. 35 (1–2), 10 maia, pp. 17–29, pl. 1, figs. 1–9. [W<sup>a</sup>.]
- 1902 a.—Notiz über die *Ceratophyllus*-Arten (Aphaniptera), welche auf den Zieseln leben <Russk. entom. obozr., Jaroslavl, v. 2 (6), dekabr., pp. 325–327, figs. 1–2. [W<sup>a</sup>.]
- 1903 a.—Aphanipterologische Studien <Trudy russk. entom. Obsh., S.-Peterb., v. 36 (1–2), 20 jan., pp. 125–156, fig. 1, pl. 2, figs. 1–10. [W<sup>a</sup>.]
- 1903 b.—O sobiraniu Aphaniptera (Blok). [The class of Aphaniptera.] [Russian text] <Russk. entom. obozr., S.-Peterb., v. 3 (1), feb., pp. 68–69. [W<sup>a</sup>, W<sup>c</sup>.]
- 1903 c.—Beiträge zur Kenntniss der Vogelpuliciden <Trudy russk. entom. Obsh., S.-Peterb., v. 36 (3–4), yunia, pp. 278–293, pls. 3–4, figs. 1–14B. [W<sup>a</sup>, W<sup>c</sup>.]
- 1903 d.—Idem. [Abstract by A. Semenov] <Russk. entom. obozr., S.-Peterb., v. 3 (3–4), avgust, p. 240. [W<sup>a</sup>.]
- 1903 e.—Zamĕtka o rodĕ *Vermipsylla* Schimk. i o sem. Vermipsyllidæ Wagn. (Aphaniptera). [Note on the genus . . . and its family . . .] [Russian text] <Ibidem (5), okt., pp. 294–296. [W<sup>a</sup>.]
- 1903 f.—Zamĕtka o vidakh Blok, blizkikh k *Pulex pallidus* Tasch. (Aphaniptera.) [Notes on species similar to . . .] [Russian text] <Ibidem, pp. 308–310. [W<sup>a</sup>.]
- 1903 g.—Notice on insects with a double receptaculum seminis <Zool. Anz., Leipz., v. 27 (5), 22. Dec., pp. 148–150, 1 fig. [W<sup>a</sup>, W<sup>m</sup>.]
- 1904 a.—[Remarks on *Anopheles* and the development of malarial parasites.] [Russian text] <Sibirsk. Vrach. Viedom., Krasnoyarsk, v. 2 (1), 1 yan., pp. 4–8, figs. 1–22. [W<sup>m</sup>.]
- 1904 b.—Aphanipterologische Studien. 5. [Abstract of 1903 a, by Jacobi] <Centralbl. f. Bakteriologie [etc.], Jena, 1. Abt., v. 35 (5–6), 8. Juli, Ref., pp. 187–188. [W<sup>a</sup>, W<sup>m</sup>, W<sup>c</sup>.]
- 1904 c.—Beiträge zur Kenntnis der Vogelpuliciden. [Abstract of 1903 c, by Jacobi] <Ibidem, p. 188. [W<sup>a</sup>, W<sup>m</sup>, W<sup>c</sup>.]
- 1906 a.—Bemerkung über *Anopheles* und die Entwicklung der Malariaparasiten. [Abstract of 1904 a, by R. Weinberg] <Ergebn. d. allg. Path. u. path. Anat. [etc.], Wiesb., v. 10, p. 32. [W<sup>a</sup>, W<sup>m</sup>.]

WAGNER, K. E. [Prof., Kiev.]

- 1908 a.—[Eosinophilia in *Echinococcus* of the internal organs.] [Russian text] <Russk. Vrach. S.-Peterb., v. 7 (2), 12 yan., pp. 37–41. [W<sup>m</sup>.]
- 1908 b.—Zur Frage der eosinophilen Leukocytose bei *Echinokokkus* der inneren Organe. [Transl. of 1908 a] <Centralbl. f. innere Med., Leipz., v. 29 (6), 8. Feb., pp. 129–144. [W<sup>m</sup>.]
- 1908 c.—Idem. [Abstract] <Ztschr. f. Fleisch- u. Milchhyg., Berl., v. 18 (7), Apr., p. 221. [W<sup>a</sup>, W<sup>m</sup>.]
- 1908 d.—Idem. [Abstract of 1908 b, by E. Gückel] <Centralbl. f. Chir., Leipz., v. 35 (17), 25. Apr., p. 550. [W<sup>m</sup>.]
- 1908 e.—Idem. [Abstract of 1908 b, by Alkan] <Centralbl. f. d. med. Wissensch., Berl., v. 46 (19), 9. Mai, p. 316. [W<sup>a</sup>, W<sup>m</sup>.]
- 1908 f.—Sur l'éosinophilie dans les kystes hydatiques des organes internes. [Abstract of 1908 b, by Guibé] <Presse méd., Par., v. 16 (34), 25 avril, p. 271. [W<sup>a</sup>, W<sup>m</sup>.]

WAGNER, K. E.—Continued.

1908 g.—K woprosu ob eosinophilnom leukocytose pri echinokokke wnutrenich organow. [Eosinophilie bei Echinokokkenerkrankung.] [Abstract of 1908 a, by E. Thal] <Centralbl. f. Bakteriol. [etc.], Jena, 1. Abt., v. 42 (14-16), 10. Nov., Ref., pp. 503-504. [W<sup>a</sup>, W<sup>m</sup>.]

WAGNER, MAX. [Dr., Meerane (Sa.).]

1902 a.—Ein Fall von Erstickung in Folge Verlegung des Kehlkopfeinganges durch Spulwürmer <Deutsche med. Wchnschr., Leipz., v. 28 (49), 4. Dec., pp. 886-887. [W<sup>a</sup>, W<sup>m</sup>.]

WAGNER, O.

(1882 a).—Bericht über die Verwaltung des Medicinal- und Sanitätswesen des Regierungs-Bezirks Wiesbaden im Jahre 1881. 144 pp. Wiesbaden.

(1883 a).—Idem . . . im Jahre 1882. 80 pp. Wiesbaden.

(1886 a).—Idem . . . in den Jahren 1883, 1884, 1885. 68 pp. Wiesbaden.

(1889 a).—Bericht über den Stand und die Verwaltung des Medicinal- und Sanitätswesen des Regierungsbezirks Wiesbaden in den Jahren 1886, 1887 und 1888. Wiesbaden.

WAGNER, RICHARD.

1866 a.—Ueber das Vorkommen von Cysticerken bei Geisteskranken. Diss. 22 pp., 1 l. 8°. Jena. [W<sup>m</sup>.]

WAGNER, RUDOLF. [1871- .]

1895 a.—Ueber das Vorkommen des *Cysticercus* im menschlichen Auge, seine Operationen und Heilerfolge. Diss. 55 pp. 8°. Greifswald. [W<sup>m</sup>.]

WAGNER, RUDOLPH. [Prof. Dr., Erlangen.]

1832 a.—Beobachtungen über den Bau und die Entwicklung der Infusorien mit besonderer Berücksichtigung von Ehrenberg's Arbeit <Isis (Oken), Leipz. (4), pp. 383-398, pl. 4. [W<sup>e</sup>.]

1832 b.—Bruchstücke aus der Entwicklungsgeschichte des gemeinen Blutegels <Ibidem, pp. 398-408, pl. 4. [W<sup>e</sup>.]

1832 c.—Weichthiere und Würmer. S. delle Chiaje's "Memorie sulla storia e anatomia degli animali senza vertebre del regno di Napoli" im Auszuge mitgetheilt und mit Bemerkungen begleitet <Ibidem (5), pp. 541-559. [W<sup>e</sup>.] [See delle Chiaje, Stefano, 1823-29.]

1832 d.—Delle Chiaje's Abhandlungen insbesondere. [See also 1832 c] <Ibidem (6), pp. 631-635, pl. 10, fig. 1 A. [W<sup>e</sup>.]

1832 e.—Anmerkungen zu vorstehender Abhandlung Delle Chiaje's. [See 1832 c] <Ibidem, pp. 635-647, figs. 1B-1C, pl. 10. [W<sup>e</sup>.]

1832 f.—Beschreibung der neuen Gattung *Polia*. [Abstract of Delle Chiaje, v. 2, p. 406; 427; v. 3, p. 172; 177] <Ibidem, pp. 647-649, figs. II<sup>1</sup>-II<sup>5</sup>, 3-5, pl. 10. [W<sup>e</sup>.]

1832 g.—Observations upon the structure and development of the Infusoria <Edinb. N. Phil. J. (26), v. 13, Oct., pp. 245-256. [W<sup>m</sup>, W<sup>e</sup>.]

1834 a.—Nachträgliche Bemerkungen über *Cercaria* <Isis (Oken), Zürich (2), pp. 131-132, pl. 1, fig. 4. [W<sup>e</sup>.]

1834-35 a.—Lehrbuch der vergleichenden Anatomie. xxx+[608] pp. 8°. Leipzig. [W<sup>a</sup>, W<sup>m</sup>.]

1835 a.—Ueber die Geschlechtswerkzeuge der Blutegel und über merkwürdige Eigenschaften ihrer Samenthierchen <Arch. f. Anat., Physiol. u. wissensch. Med., Berl., pp. 220-223. [W<sup>m</sup>.]

1835 b.—Einige Bemerkungen und Fragen über das Keimbläschen <Ibidem, pp. 373-377, pl. 8, figs. 1-7. [W<sup>m</sup>.]

1843 a.—Lehrbuch der Zootomie. Anatomische Charakteristik der Thierklassen, als Einleitung in das Studium der Zoologie, vergleichenden Anatomie und Physiologie mit Hinweisung auf die Icones zootomicae. 1. Theil, Zweite völlig umgearbeitete Auflage des "Lehrbuchs der vergleichenden Anatomie." viii+296 pp. 8°. Leipzig. [W<sup>a</sup>, W<sup>m</sup>, W<sup>e</sup>.] [For v. 2, see Frey, Heinrich; & Leuckart, Rudolph, 1847 a.]

WAGNER, RUDOLPH—Continued.

1853 a.—Note sur le développement des vers intestinaux. [Extract from letter dated 6 mars] <Ann. d. sc. nat., Par., zool., 3. s., v. 19 (3), pp. 179–180. [W<sup>a</sup>, W<sup>c</sup>.]

WAGNER, VLADIMIR.

(1902 a).—[Die Psychophysiologie der Würmer.] [Russian text] <Mir. Bož., S.-Peterb. (10), pp. 65–81.

WAGNER, VOLDEMAR. [Prof., Mus. polytechn. de Moscou.]

1890 a.—De la nomenclature en histologie. [Read 10 août 1889] <Compt.-rend. [L.] Cong. internat. de zool., Par. (1889), 25 fév., pp. 425–430. [W<sup>s</sup>.] [Also reprint: W<sup>m</sup>.]

1890 b.—De la nomenclature en zoologie. [Read 10 août 1889] <Ibidem, pp. 431–434. [W<sup>s</sup>.] [Also reprint: W<sup>m</sup>.]

WAHL, BRUNO. [Dr., Wien.]

1906 a.—Untersuchungen über den Bau der parasitischen Turbellarien aus der Familie der Dalyelliiden (Vorticiden). I. Teil: Die Genera *Anoplodium*, *Graffilla* und *Paravortex*. [Read 1. Feb.] <Sitzungsb. d. k. Akad. d. Wissensch., Wien, math.-naturw. Cl., 1. Abt., v. 115 (3), März, pp. 417–473, figs. 1–6, pls. 1–4, figs. 1–54. [W<sup>a</sup>, W<sup>s</sup>.]

1908 a.—Idem. [Abstract by E. Bresslau] <Zool. Centralbl., Leipz., v. 15 (14), 21. Aug., pp. 431–432. [W<sup>a</sup>, W<sup>s</sup>.]

WAHLBERG, P. F.

1842 a.—Tvenne nya Blodigelarter <Förh. v. de skandin. Naturforsk., Stockholm (3. Möte, 13–19 Juli), pp. 665–668. [W<sup>c</sup>.]

1843 a.—Tvenne nya Blodigel-arter <K. Vetensk.-Akad. Handl., Stockholm (1842), pp. 13–18. [W<sup>c</sup>.]

1845 a.—Zwey neue Blutegelarten. [Abstract of 1843 a] <Isis (Oken), Jena (8), pp. 566–567. [W<sup>c</sup>.]

WAHLBOM, JOHANN GUSTAV. [M. D.]

(1752 a).—Om Flugo-Maskar uti människans kropp <K. Svenska Vetensk. Acad. Handl., Stockholm (1752), v. 13, Mar., pp. 46–52. [MS. dated 22 Feb.] [W<sup>c</sup>.]

1755 a.—Bemerkungen von Fliegenmaden im menschlichen Körper <K. schwed. Akad. d. Wissensch. Abhandl., Hamb. & Leipz. (Jen.-März 1752), v. 14, pp. 50–55. [MS. dated 22. Hornung 1752.] [W<sup>c</sup>.]

WAHLGREN, EINAR. [Upsala.]

1903 a.—Aphanipterologische Notizen nebst Beschreibung neuer Arten <Ark. f. Zool., Stockholm, v. 1 (1–2), 7 Sept., pp. 181–196, pls. 7–9, figs. 1–15. [W<sup>a</sup>.]

1903 b.—Idem. [Abstract by E. Bergrot] <Russk. entom. obozr., S.-Peterb., v. 3 (6), dekav., pp. 407–408. [W<sup>a</sup>.]

1903 c.—Ueber *Pulex vagabunda* Bohem <Entom. Tidskr., Stockholm, v. 24 (2–3), 4 Aug., p. 219. [W<sup>a</sup>, W<sup>c</sup>.]

1904 a.—*Pulex vagabunda*. [Abstract of 1903 c] <Exper. Station Rec., Wash., v. 15 (9), May, pp. 881–882. [W<sup>a</sup>, W<sup>c</sup>.]

1904 b.—Zwei neue Puliciden aus Ägypten. (In Jägerskiöld, L. A. Results of the Swedish Zoological Expedition to Egypt and the White Nile, 1901. Pt. 1, 4 pp., 2 figs. 8°. Uppsala.) [W<sup>a</sup>, W<sup>c</sup>.]

WAHRMUND, URSINUS.

1727 a.—Versuch patriotischer Gedanken, über den von Vorurtheilen kranken Verstand, besonders in der Therapie der Medicorum. Samt kurtzen Vorschlag wie derselbe zu curiren. 7 p. l., 320 pp., 18 l. 12°. Berlin. [W<sup>m</sup>.]

WAINWRIGHT, JONATHAN M. [M. D., Scranton, Pa.]; & NICHOLS, HENRY J. [A. B., Univ. Penn.].

1904 a.—Hookworm disease and miners' anemia in the anthracite coal fields <Med. News, N. Y. (1632), v. 84 (17), Apr. 23, pp. 785–788. [W<sup>a</sup>, W<sup>m</sup>, W<sup>c</sup>.]

1904 b.—Idem. Reprint. 11 pp. 12°. New York. [W<sup>m</sup>.]

1904 c.—Idem. [Abstract of 1904 a, by Helen Murphy] <Am. Med., Phila., v. 7 (18), Apr. 30, p. 722. [W<sup>a</sup>, W<sup>m</sup>, W<sup>c</sup>.]

WAINWRIGHT, JONATHAN M.; & NICHOLS, HENRY J.—Continued.

1904 d.—Idem. [Abstract of 1904 a] <N. York M. J. [etc.] (1326), v. 79 (18), Apr. 30, p. 854. [W<sup>a</sup>, W<sup>m</sup>, W<sup>c</sup>.]

1904 e.—Idem. [Abstract of 1904 a] <J. Am. M. Ass., Chicago, v. 42 (19), May 7, p. 1250. [W<sup>a</sup>, W<sup>m</sup>.]

1904 f.—Idem. [Abstract of 1904 a] <J. Trop. M., Lond., v. 7 (12), June 15, p. 192. [W<sup>a</sup>, W<sup>m</sup>.]

WAITZ, AUGUST. See Schmidtmueller, K.; & Waitz, August.

WAITZ, F. A. C. [M. D.]

1843 a.—On diseases incidental to children in hot climates. A manual for physicians and parents emigrating to tropical colonies. xiv+296 pp. 8°. Bonn. [W<sup>m</sup>.]

1866 a.—Ziekten der kinderen binnen heete gewesten [etc.]. xxii pp., 1 p. l., 424 pp., 1 pl. 12°. Batavia. [W<sup>m</sup>.]

WAKABAYASCHI, F. [Dr.]

(1903 a).—Zwei Fälle von Distomencyste in der Orbita, resp. an dem Lide. [Japanese text] <Tokyo-med. Ztschr.

1903 b.—Idem. [Abstract] <Ophth. Klin., Stuttg., v. 7 (8), 20. Apr., p. 117. [W<sup>m</sup>.]

WAKEFIELD, HOMER. [M. D., New York.]

1905 a.—A contribution to the etiology of malaria, and to the analysis of some relations of meteorology to chemical pathology <Med. Rec., N. Y. (1785), v. 67 (3), Jan. 21, pp. 81-90. [W<sup>a</sup>, W<sup>m</sup>, W<sup>c</sup>.]

1905 b.—Idem. Reprint. 37 pp. 8°. New York. [W<sup>m</sup>.]

1905 c.—Idem. [Abstract of 1905 a] <Am. Med., Phila., v. 9 (4), Jan. 28, p. 161. [W<sup>a</sup>, W<sup>m</sup>, W<sup>c</sup>.]

1905 d.—Idem. [Abstract of 1905 a] <N. York M. J. [etc.] (1365), v. 81 (4), Jan. 28, p. 196. [W<sup>a</sup>, W<sup>m</sup>, W<sup>c</sup>.]

1905 e.—Idem. [Abstract of 1905 a] <J. Trop. M., Lond., v. 8 (4), Feb. 15, p. 60. [W<sup>a</sup>, W<sup>m</sup>.]

WAKEFIELD, RALPH W. [M. D., Bar Harbor, Me.]

1908 a.—*Oxyuris vermicularis* found in the vermiform appendix <J. Am. M. Ass., Chicago, v. 50 (23), June 6, p. 1904. [W<sup>a</sup>, W<sup>m</sup>, W<sup>c</sup>.]

1909 a.—Idem. [Abstract by Boucek] <Centralbl. f. Bakteriolog. [etc.], Jena, 1. Abt., v. 44 (5), 15. Juli, Ref., p. 147. [W<sup>a</sup>, W<sup>m</sup>.]

WAKELIN-BARRATT, J. O.

1905 a.—Die Reaktion des Protoplasmas in ihrem Verhältniss zur Chemotaxis <Ztschr. f. allg. Physiol., Jena, v. 4 (1), pp. 87-104. [W<sup>m</sup>.]

1905 b.—Die Wirkung von Säuren und Basen auf lebende Paramäcien. [Abstract of 1905 a] <Centralbl. f. Physiol., Leipz. & Wien, v. 18 (23), 11. Feb., p. 736. [W<sup>a</sup>, W<sup>m</sup>.]

WAKIL.

(1905 a).—[A case of cirrhosis of the liver caused by the eggs of a new species of *Filaria*.] [Japanese text] <Igaku Chuwo Zasshi, Tokyo, pp. 1115-1124. [W<sup>m</sup>.]

[WAKLEY.]

1863 a.—Hydatid cyst developed in the sub-peritoneal areolar tissue between the bladder and uterus, causing complete retention of urine; expulsion; recovery <Lancet, Lond. (2071), v. 1, May 9, p. 521. [W<sup>m</sup>, W<sup>c</sup>.]

WAKLEY, J. G. [Editor, Lancet, London.]

1880 a.—Parasitical hæmoptysis. [Editorial] <Lancet, Lond. (2979), v. 2, Oct. 2, pp. 548-549. [W<sup>m</sup>, W<sup>c</sup>.]

WAKLEY, THOMAS (jr.) See Wakley, Thomas H.; & Wakley, Thomas (jr.).

WAKLEY, THOMAS H.; & WAKLEY, THOMAS (jr.).

1892 a.—[*Irodos* as a cause of infection in cattle.] [Editorial] <Lancet, Lond. (3579), v. 1, Apr. 2, pp. 754-756. [W<sup>m</sup>, W<sup>c</sup>.]

1892 b.—Idem <Vet. J. & Ann. Comp. Path., Lond., v. 34, May, pp. 335-337. [W<sup>a</sup>, W<sup>m</sup>.]

DE WALCKENÆR, (Baron) CHARLES ATHANASE [Membre, Inst. de France]; & [GERVAIS, PAUL].  
1837 a.—Histoire naturelle des insectes. Aptères. v. 1, vj+682 pp. 8°. Paris. [W<sup>a</sup>.]

[1842 a].—Idem. v. 2, 548 pp., 1 l. 8°. Paris. [W<sup>a</sup>.] [Title-page bears date 1837, which has been changed to 1842.]

1844 a.—Idem. v. 3, viij+476 pp. 8°. Paris. [W<sup>a</sup>.] [See Gervais, Paul, 1844 b.]

1847 a.—Idem. v. 4, xvj+623 pp. 8°. Paris. [W<sup>a</sup>.]

[n. d.].—Idem. Atlas, 24 pp., 52 pls. 8°. Paris. [W<sup>a</sup>.]

LE WALD. See Le Wald, Leon T.

WALDECK. [Tierarzt, Marburg.]

1908 a.—Ist *Akarus*-Räude heilbar? <Tierärztl. Rundschau, Friedenau-Berl., v. 14 (19), 11. Mai, p. 183. [W<sup>a</sup>.]

1908 b.—Idem. [Abstract by Rabus] <Wchnschr. f. Tierh. u. Viehzucht, München, v. 52 (30), 28. Juli, pp. 567-568. [W<sup>a</sup>, W<sup>m</sup>.]

1910 a.—Idem. [Abstract of 1908 a, by Wohlmut] <Tierärztl. Centralbl., Wien, v. 33 (10), 1. Apr., p. 159. [W<sup>a</sup>.]

WALDECK & ZENKER.

(1861 a).—[Trichinose] <Ber. d. Gesellsch. f. Nat.- u. Heilk.

WALDENBURG, LUDOVICUS [LOUIS]. [Dr., Berlin.]

[1860 a].—De structura et origine cystidum verminosarum. Diss. 32 pp. 12°. Berolini. [W<sup>a</sup>.]

1860 b.—Ueber Blutaustritt und Aneurysmenbildung durch Parasiten bedingt <Arch. f. Anat., Physiol. u. wissenschaft. Med., Leipz., pp. 195-217. [W<sup>m</sup>.]

1860 c.—On extravasations of blood, and the production of aneurisms caused by parasites. [Abstract of 1860 b, by Edward Pflueger] <Quart. J. Micr. Sc., Lond., v. 8, p. 272. [W<sup>m</sup>, W<sup>c</sup>.]

1862 a.—Ueber Structur und Ursprung der wurmhaltigen Cysten <Arch. f. path. Anat. [etc.], Berl., v. 24, 2. F., v. 4 (1-2), pp. 149-165, pl. 2, figs. 5-32. [W<sup>a</sup>, W<sup>m</sup>, W<sup>c</sup>.]

1866 a.—Einige Entozoen in Regenwürmern und Fischen <Allg. med. Centr.-Ztg., Berl., v. 35 (5), 17. Jan., pp. 37-41. [W<sup>m</sup>.]

1866 b.—Ein Beitrag zur Trichiniasis <Ibidem (21), 14. März, pp. 181-183. [W<sup>m</sup>.]

1867 a.—Zur Entwicklungsgeschichte der Psorospermien <Arch. f. path. Anat. [etc.], Berl., v. 40, 3. F., v. 10 (3-4), 5. Oct., pp. 435-454, pl. 8, figs. 1-24. [W<sup>a</sup>, W<sup>m</sup>, W<sup>c</sup>.]

1868 a.—Développement des psorospermes. [Abstract of 1867 a] <Ann. de méd. vét., Brux., v. 17 (2), fév., pp. 90-91. [W<sup>m</sup>.]

1869 a.—Intorno alla storia dello sviluppo dei psorospermi. [Abstract of 1867 a, by Lanzilotti] <Gior. di anat., fisiol. e patol. d. animali, Pisa, v. 1 (3), maggio-giugno, p. 164. [W<sup>m</sup>.]

WALDENSTRÖM, J. A.

1874 a.—*Lumbricus communis* var. *cyaneus* (Hoffmeister) syn. *Allotobophora turgida* (Eisen), afgängen per vaginam <Upsala Läkaref. Förh., v. 9 (1), pp. 78-80. [W<sup>m</sup>.]

WALDENSTRÖM, J. A.; & HENSCHEN, SALOMON EBERHARD.

1874 a.—Bidrag till kännedomen om några medels inverkan på *Balantidium coli* samt ett nytt sätt att redan i tarmkanalen säkert döda detsamma <Upsala Läkaref. Förh. (1873-74), v. 9 (7), pp. 579-606. [W<sup>m</sup>.]

[1874 b].—Idem. Reprint. 35 pp. 8°. [Upsala.] [W<sup>m</sup>.]

WALDEYER.

1900 a.—[*Phthirius pubis* im Kopfhaar.] [Abstract of remarks before Gesellsch. d. Charité-Aerzte, Berl., 18. Jan.] <Deutsche med. Wchnschr., Leipz. & Berl., v. 5 (8), 1. März, Ver.-Beilage, p. 47. [W<sup>a</sup>, W<sup>m</sup>.]



- WALDEYER, W. [Dr., Asst., physiol. Inst., Univ. Königsberg.]  
 1863 a.—Ueber Psorospermien cysten in den Muskeln des Schweines <Centralbl. f. d. med. Wissensch., Berl., v. 1 (54), 5. Dec., pp. 849-851. [MS. dated 25. Nov.] [W<sup>m</sup>.]
- 1888 a.—Ueber Karyokinese und ihre Beziehungen zu den Befruchtungsvorgängen <Arch. f. mikr. Anat., Bonn, v. 32 (1), 16. Aug., pp. 1-122, figs. 1-14. [W<sup>m</sup>.]
- WALDHAUER. [Riga.]  
 1876 a.—*Echinococcus* in der Orbita <Klin. Monatsbl. f. Augenheilk., Stuttg., v. 14, Mai, pp. 152-155. [MS. dated 7.-19. März.] [Published Apr.] [W<sup>m</sup>.]
- WALDHEIM. See Fischer von Waldheim, Gotthelf.
- WALDINGER.  
 (1818 a).—Abhandlung über die Würmer in den Lungen und der Leber der Schaaf. Wien.
- WALDOW. [Dr., Kamerun.]  
 1908 a.—*Porocephalus moniliformis* Diesing 1836, bei einem Kamerunneger <Arch. f. Schiffs- u. Tropen-Hyg., Leipz., v. 12 (10), Mai, pp. 321-324. [W<sup>m</sup>.]  
 (1908 b).—Idem. Reprint.  
 1908 c.—Idem. [Abstract of 1908 a, by zur Verth] <München. med. Wchnschr., v. 55 (39), 29. Sept., p. 2057. [W<sup>a</sup>, W<sup>m</sup>.]  
 1908 d.—Idem. [Abstract of 1908 a, by Muehlens] <Centralbl. f. Bakteriologie, Jena, 1. Abt., v. 42 (14-16), 10. Nov., Ref., p. 505. [W<sup>a</sup>, W<sup>m</sup>.]  
 1909 a.—Zur Behandlung der wandernden Hautfilaria <Arch. f. Schiffs- u. Tropen-Hyg., Leipz., v. 13 (6), März, pp. 182-184. [W<sup>m</sup>.]  
 1909 b.—Idem. [Abstract] <Deutsche med. Wchnschr., Leipz., v. 35 (15), 15. Apr., p. 687. [W<sup>a</sup>, W<sup>m</sup>.]  
 1909 c.—Idem. [Abstract of 1909 a, by Muehlens] <Centralbl. f. Bakteriologie, Jena, 1. Abt., v. 44 (5), 15. Juli, Ref., p. 158. [W<sup>a</sup>, W<sup>m</sup>.]  
 1909 d.—Idem. [Abstract of 1909 a, by zur Verth] <München. med. Wchnschr., v. 56 (43), 26. Oct., p. 2235. [W<sup>a</sup>, W<sup>m</sup>.]
- WALDRON, H. B. [Washington, D. C.]  
 1897 a.—Lousy hogs. [Letter to editor] <Am. Swineherd, Chicago, v. 14 (1), Jan., p. 21. [W<sup>a</sup>.]
- WALDSTEIN, LOUIS. [Dr., 2. Asst., path. anat. Inst., Univ. Heidelberg.]  
 1881 a.—Ein Fall von multiloculärem *Echinococcus* der Leber <Arch. f. path. Anat. [etc.], Berl., v. 83 (1), 5. Jan., pp. 41-58, pl. 3. [W<sup>a</sup>, W<sup>m</sup>, W<sup>c</sup>.]  
 1881 b.—Idem. [Abstract by Marchand] <Deutsche med. Wchnschr., Berl., v. 7 (41), Oct. 8., p. 564. [W<sup>a</sup>, W<sup>m</sup>.]
- WALDTEUFEL, P. [Vét. en 2<sup>e</sup>, attaché aux états-major du gouvernement mil. de Par.]  
 1888 a.—Un cas d'affection vermineuse grave, compliquée de symptômes cérébraux, chez un chien. Guérison par l'emploi des anthelminthiques <Rec. de méd. vét., Par., v. 65, 7. s., v. 5 (9), 15 mai, pp. 315-317. [W<sup>a</sup>, W<sup>m</sup>.]  
 1894 a.—Traitement de la gale folliculaire <Bull. Soc. centr. de méd. vét., Par., v. 48, n. s., v. 12, pp. 543-544. [W<sup>a</sup>, W<sup>c</sup>.]
- WALFORD, R. [House Surgeon, Victoria Hospital f. Children, Chelsea.]  
 1877 a.—Abdominal cystic tumour, repeatedly tapped; injection of a weak solution of iodine; rapid recovery <Lancet, Lond. (2807), v. 1, June 16, pp. 876-877. [W<sup>m</sup>, W<sup>c</sup>.]
- WALKER, BENJAMIN B. [M. D.]  
 1847 a.—The Indian practice of medicine; being a treatise, divested of professional terms, on the nature, causes, symptoms, and treatment of the diseases of men, women and children; with appropriate prescriptions, in English. 120 pp. 16°. Louisville, [Ky.]. [W<sup>m</sup>.]
- WALKER, EDWIN. [M. D., Evansville, Ind.]  
 1900 a.—A case of *Bilharzia hamatobia* <Virginia M. Semi-Month., Richmond (93), v. 4 (21), Feb. 9, p. 651. [W<sup>a</sup>, W<sup>m</sup>.]

WALKER, EDWIN—Continued.

1900 b.—*Bilharzia hematobia*. [Read before Southern Surg. & Gynec. Ass., New Orleans, Dec. 5-7, 1899] <J. Am. M. Ass., Chicago, v. 34 (7), Feb. 17, pp. 390-392, 8 figs. [W<sup>a</sup>, W<sup>m</sup>, W<sup>c</sup>.]

1900 c.—Idem. Reprint. 11 pp., 8 figs. 8°. [n. p.] [W<sup>a</sup>, W<sup>m</sup>.]

WALKER, E. F. [Dr.]

1878 a.—Calomel in the treatment of pin and tape worms <N. York M. J. (155), v. 27 (2), Feb., pp. 162-163. [W<sup>m</sup>, W<sup>c</sup>.]

WALKER, ELDA R.

1908 a.—Observations on the micro-fauna of an Oregon pond <Tr. Am. Micr. Soc., Chicago (29. Ann. Meet., Ithaca, N. Y., June 29-30, 1906), v. 28, pp. 75-84, pl. 6, figs. 1-6. [W<sup>m</sup>.]

1908 b.—Idem <Studies Zool. Lab., Univ. Nebr., Lincoln (83), July 1, pp. 75-84, pl. 6, figs. 1-6. [W<sup>a</sup>.]

WALKER, ERNEST LINWOOD. [S. D.]

1903 a.—A review of the methods of staining blood. XI—concluded. 10. For staining malarial parasites <J. Applied Micr., Rochester, v. 6 (8), Aug., pp. 2467-2468. [W<sup>a</sup>, W<sup>c</sup>.]

1908 a.—The parasitic amebæ of the intestinal tract of man and other animals <J. Med. Research, Bost. (103), v. 17 (4), n. s., v. 12, Feb., pp. 379-459, pls. 21A-24. [W<sup>a</sup>, W<sup>m</sup>.]

1908 b.—Idem. [Abstract] <J. Am. M. Ass., Chicago, v. 50 (14), Apr. 4, p. 1149. [W<sup>a</sup>, W<sup>m</sup>, W<sup>c</sup>.]

1908 c.—Idem. [Abstract of 1908 a, by Hirschfelder] <Centralbl. f. d. ges. Physiol. u. Path. d. Stoffwechs., Berl., v. 9, n. F., v. 3 (11), Juni, p. 443. [W<sup>a</sup>, W<sup>m</sup>.]

1908 d.—Idem. [Abstract of 1908 a, by F. Mesnil] <Bull. de l'Inst. Pasteur, Par., v. 6 (14), 30 juillet, pp. 631-634. [W<sup>a</sup>, W<sup>m</sup>.]

1908 e.—Idem. [Abstract of 1908 a, by Kurt Meyer] <Centralbl. f. Bakteriolog. [etc.], Jena, 1. Abt., v. 42 (14-16), 10. Nov., Ref., p. 480. [W<sup>a</sup>, W<sup>m</sup>.]

1908 f.—The cultivation of the parasitic Flagellata and Ciliata of the intestinal tract <J. Med. Research, Bost. (106), v. 18, n. s., v. 13 (3), June, pp. 487-495. [W<sup>a</sup>, W<sup>m</sup>.]

1908 g.—Idem. [Abstract by F. Mesnil] <Bull. de l'Inst. Pasteur, Par., v. 6 (18), 30 sept., pp. 801-802. [W<sup>a</sup>, W<sup>m</sup>.]

1908 h.—The parasitic amœbæ <N. York M. J. [etc.] (1549), v. 88 (6), Aug. 8, pp. 268-269. [W<sup>a</sup>, W<sup>m</sup>, W<sup>c</sup>.]

1909 a.—The cultivation of the parasitic Flagellata and Ciliata of the intestinal tract. [Abstract of 1908 f, by Kurt Meyer] <Centralbl. f. Bakteriolog. [etc.], Jena, 1. Abt., v. 43 (9-12), 10. Apr., Ref., p. 360. [W<sup>a</sup>, W<sup>m</sup>.]

1909 b.—The parasitic amebæ of the intestinal tract of man and other animals. [Abstract of 1908 a, by Mönckeberg] <Centralbl. f. allg. Path. u. path. Anat., Jena, v. 20 (8), 30. Apr., p. 347. [W<sup>a</sup>, W<sup>m</sup>.]

1909 c.—Sporulation in the parasitic Ciliata. [Read before 9. Ann. Meet. Am. Ass. Path. & Bacteriol., Boston, Mass., Apr. 9-10] <Arch. f. Protistenk., Jena, v. 17 (3), pp. 297-306, pls. 14-15, figs. 1-9. [W<sup>a</sup>, W<sup>m</sup>.]

1910 a.—Idem. [Abstract by Schellack] <Centralbl. f. Bakteriolog. [etc.], Jena, 1. Abt., v. 46 (16), 27. Mai, Ref., p. 508. [W<sup>a</sup>, W<sup>m</sup>.]

WALKER, E. W. [Dr.]

1886 a.—The pathology of *Echinococcus* <Med. News, Phila., v. 49 (4), July 24, pp. 107-108. [W<sup>a</sup>, W<sup>m</sup>.]

WALKER, FRANCIS. [F. L. S.]

1851 a.—Insecta Britannica. Diptera. v. 1, vi+[314] pp., pls. 1-10. 8°. London. [W<sup>a</sup>.]

1853 a.—Idem. v. 2, vi+[298] pp., pls. 11-20. 8°. London. [W<sup>a</sup>.]

1856 a.—Idem. v. 3, xxiv+352 pp., pls. 21-30. 8°. London. [W<sup>a</sup>.]

- WALKER, F. G.  
1904 a.—Possible cure for ticks <Queensland Agric. J., Brisbane, v. 15 (2), Aug. 1, p. 596. [W<sup>a</sup>.]
- WALKER, G. K. [Capt.]  
1906 a.—A preliminary note on "Gillar," a disease affecting sheep and goats <J. Trop. Vet. Sc., Calcutta, v. 1 (4), Oct., pp. 410-413. [W<sup>a</sup>, W<sup>m</sup>.]  
1907 a.—Idem. [Abstract by Edm. Sargent] <Bull. de l'Inst. Pasteur, Par., v. 5 (10), 30 mai, p. 447. [W<sup>a</sup>, W<sup>m</sup>.]
- WALKER, H. D. [Dr., Franklinville, N. Y.]  
1884 a.—The parasite in "chicken gapes" <Microscope, Ann Arbor, Mich. (29), v. 4 (12), Dec., pp. 271-272. [W<sup>m</sup>, W<sup>e</sup>.]  
1886 a.—The gape worm of fowls (*Syngamus trachealis*): The earth worm (*Lumbricus terrestris*), its original host. Also, on the prevention of the disease in fowls called gapes, which is caused by this parasite <Bull. Buffalo Soc. Nat. Sc., v. 5 (2), pp. 47-71. [W<sup>a</sup>, W<sup>e</sup>.]  
1897 a.—The gape worm of fowls (*Syngamus trachealis*); the earthworm (*Lumbricus terrestris*), its intermediate host, etc. 30 pp., 1 pl. 8°. Franklinville, N. Y. [Lib. Stiles.]
- WALKER, JAMES. [M. R. C. V. S.]  
1909 a.—The diagnosis of bacillary piroplasmosis of bovines in the Transvaal <Vet. Bacteriol. Lab., Transvaal Dept. Agric., Pretoria, pp. 55-64. [W<sup>a</sup>.]  
1909 b.—Idem. [Abstract by F. Mesnil] <Bull. de l'Inst. Pasteur, Par., v. 7 (23), 15 déc., p. 1034. [W<sup>a</sup>, W<sup>m</sup>.]
- WALKER, JAMES HERBERT. [See also Ruffer, Marc Armand; & Walker, James Herbert.]  
1891 a.—Two cases of beri-beri associated with *Distoma crassum*, *Anchylostoma duodenale*, and other parasites <Brit. M. J., Lond. (1614), v. 2, Dec. 5, p. 1205, figs. 1-2. [W<sup>a</sup>, W<sup>m</sup>.]
- WALKER, J. R. [St. Mary's Hospital, London.]  
1869 a.—A case of hydatid cyst of the liver; suppuration; evacuation of pus and hydatids; exhaustion; death <Lancet, Lond. (2384), v. 1 (19), May 8, p. 637. [W<sup>m</sup>, W<sup>e</sup>.]
- WALKER, JOHN T. [Ph. G., M. D., Philadelphia, Pa.]  
1879 a.—*Bothriocephalus latus* <Phila. M. Times (297), v. 9 (14), Apr. 12, p. 326. [W<sup>m</sup>, W<sup>e</sup>.]
- WALKER, J. W. [Capt., Indian Med. Service.]  
1906 a.—Report on the effects of rat extermination on the incidence of plague in a selected area in Azamgarh City <Indian M. Gaz., Calcutta, v. 41 (7), July, pp. 282-285. [W<sup>m</sup>.]
- WALKER, NORMAN. [M. D., Edinburgh.]  
1899 a.—An introduction to dermatology. xvi+247 pp., 34 figs., 29 pls., frontispiece. 8°. Bristol. [W<sup>m</sup>.]  
1899 b.—Idem. xvi+247 pp., 34 figs., 29 pls., frontispiece. 8°. New York. [W<sup>m</sup>.]  
1902 a.—Idem. 2. ed. revised and enlarged. xvi+301 pp., 47 figs., 43 pls., frontispiece. 8°. Bristol. [W<sup>m</sup>.]  
1902 b.—Idem. 2. ed. revised and enlarged. xvi+301 pp., 47 figs., 43 pls., frontispiece. 8°. New York. [W<sup>m</sup>.]  
1904 a.—Idem. 3. ed. revised and enlarged. xiv pp., 1 l., 284 pp., 50 figs., 49 pls., frontispiece. 8°. Bristol. [W<sup>m</sup>.]  
1905 a.—Idem. 3. ed. revised and enlarged. xiv pp., 1 l., 284 pp., 50 figs., 49 pls., frontispiece. 8°. New York. [W<sup>m</sup>.]  
1906 a.—Idem. 3. ed. revised and enlarged. Reprinted, with some improved plates. xiv pp., 1 l., 292 pp., 50 figs., 48 pls., frontispiece. 8°. Bristol. [W<sup>m</sup>.]  
1908 a.—Idem. 4. ed., 332 pp., 28 pls. 8°. Edinburgh & London. [W<sup>m</sup>.]  
1908 b.—Idem. 4. ed., 332 pp., 28 pls. 8°. New York. [W<sup>m</sup>.]

- WALKER, N. S. [M. D., Arlona, Ga.]  
 1857 a.—Flesh worm (*Filaria medinensis*) <South. M. & S. J., Augusta, Ga., n. s., v. 13 (8), Aug., pp. 462-463; note by editors, pp. 463-464. [W<sup>m</sup>.]
- WALKER, R. EDEN. [M. D., C. M. Trin.]  
 1905 a.—*Bilharzia hematobia*. [Read before Brit. Columbia M. Ass., July] <Dominion M. Month., Toronto, v. 25 (4), Oct., pp. 207-209. [W<sup>m</sup>.]
- WALKER, WILLIAM A. [M. D., Cairo, Ga.]  
 1902 a.—Case of rattlesnake bite <Med. Rec., N. Y. (1655), v. 62 (4), July 26, p. 151. [W<sup>a</sup>, W<sup>m</sup>, W<sup>c</sup>.]  
 1902 b.—Idem <Indian M. Rec., Calcutta, v. 23 (23), Dec. 3, p. 664. [W<sup>m</sup>.]
- WALKO, KARL.  
 1899 a.—Ein Beitrag zur Filixvergiftung <Deutsches Arch. f. klin. Med., Leipz., v. 63 (3-4), 7. Juli, pp. 348-358. [MS. dated 18. Jan.] [W<sup>m</sup>.]  
 1900 a.—Contribution to fern poisoning. [Abstract of 1899 a, by Joseph Sailor] <Phila. M. J. (115), v. 5 (10), Mar. 10, p. 571. [W<sup>a</sup>, W<sup>m</sup>, W<sup>c</sup>.]
- WALL, J. [M. D., Dean, Exeter.]  
 1759 a.—Some observations on the history of the Norfolk boy. In a letter to the Rev. Charles Lyttelton, LL. D. [Read Dec. 14, 1758] <Phil. Tr., Lond. (1758), v. 50, pt. 2, pp. 836-843. [MS. dated Dec. 7, 1748.] [W<sup>m</sup>, W<sup>c</sup>.]
- WALL, REG. [Docking, King's Lynn, Norfolk.]  
 1896 a.—Removal of a worm from a mare's eye <Veterinarian, Lond. (825), v. 69, 4. s. (501), v. 42, Sept., pp. 666-668. [W<sup>a</sup>, W<sup>m</sup>.]
- WALL, SVEN.  
 1908 a.—Die Kolik des Pferdes. vii+179 pp., figs. 8°. Stockholm. [W<sup>a</sup>, W<sup>m</sup>.]
- WALLACE, ALEXANDER. [M. D.]  
 1889 a.—Suppurating hydatid cyst in thorax <St. Barth. Hosp. Rep., Lond., v. 25, pp. 214-222. [W<sup>m</sup>.]  
 1891 a.—Sequel to case of suppurating hydatid cyst in thorax, reported in St. Bartholomew's Hospital Reports, v. xxv, p. 214 <Ibidem, v. 27, pp. 239-242. [W<sup>m</sup>.] [See 1889 a.]
- WALLACE, ALFRED R.  
 1854 a.—On the insects used for food by the Indians of the Amazon. [Read June 6, 1853] <Tr. Entom. Soc. Lond., 2. s., v. 2 (8), Apr., pp. 241-244. [W<sup>a</sup>, W<sup>s</sup>.]
- WALLACE, (MRS.) CHANDOS LEIGH HUNT.  
 [1885 a].—Physianthropy; or, the home cure and eradication of disease. viii+120 pp. 12°. London. [W<sup>m</sup>.]
- WALLACE, DAVID. [Asst. Surgeon, Royal Infirmary, Edinburgh.]  
 1901 a.—A short note on *Bilharzia hematobia* and notes of three cases <Scottish M. & S. J., Edinb., v. 8 (2), Feb., pp. 121-124. [W<sup>m</sup>.]  
 1901 b.—Idem. [Abstract] <Med. Rec., N. Y. (1581), v. 59 (8), Feb. 23, pp. 304-305. [W<sup>a</sup>, W<sup>m</sup>, W<sup>c</sup>.]  
 1902 a.—Idem. [Abstract of 1901 a, by Carl Rosenthal] <Centralbl. f. d. med. Wissensch., Berl., v. 40 (12), 22. März, p. 203. [W<sup>m</sup>.]
- WALLACE, GEORGE G.  
 1890 a.—Scab and remedies for stock diseases <Agric. J., Cape Town, v. 3 (7), Aug. 28, pp. 51-52. [W<sup>a</sup>.]  
 1890 b.—Scab in sheep <Ibidem (13), Dec. 25, pp. 102-103. [W<sup>a</sup>.]  
 1896 a.—Australian dipping of clean sheep <Ibidem, v. 9 (4), Feb. 20, p. 99. [W<sup>a</sup>, W<sup>c</sup>.]
- [WALLACE, HENRY.]  
 1900 a.—Disease among sheep. [Reply to query] <Wallaces' Farmer, Des Moines, Ia., v. 25 (13), Mar. 30, p. 342. [W<sup>a</sup>.]  
 1900 b.—Parasites of sheep <Ibidem (14), Apr. 6, p. 375. [W<sup>a</sup>.]  
 1900 c.—False gid <Ibidem (16), Apr. 20, p. 437. [W<sup>a</sup>.]

- WALLACE, RAYMOND. [M. S., M. D., Chattanooga, Tenn.]  
 1904 a.—The present status of the etiology of malignant growths. [Read before Tenn. State Med. Soc., Chattanooga, Apr. 13] <Am. Med., Phila., v. 8 (14), Oct. 1, pp. 602-604. [W<sup>a</sup>, W<sup>m</sup>, W<sup>c</sup>.]
- 1905 a.—Idem <Tr. Tennessee State M. Ass., Nashville (71. Session, Chattanooga, Apr. 12-14, 1904), pp. 257-261; discussion, pp. 262-263. [W<sup>m</sup>.]
- WALLACE, ROBERT. [Prof., Agric., Univ. Edinburgh.]  
 1900 a.—Scab in sheep. Suggestions for its eradication <Tr. Highland & Agric. Soc. Scotland, Edinb., 5. s., v. 12, pp. 117-137. [W<sup>a</sup>.]
- 1900 b.—Idem. Reprint. 23 pp. 8°. Edinburgh. [Lib. Stiles.]
- 1908 a.—Tick, redwater, or Texas fever in cattle <Queensland Agric. J., Brisbane, v. 20 (6), June, pp. 314-325, diagrams 1-5, 1 pl. [W<sup>a</sup>.]
- WALLENGREN, HANS. [Docent, Univ. Lund.]  
 1896 a.—Einige neue ciliate Infusorien <Biol. Centralbl., Leipz., v. 16 (14), 15. Juli, pp. 547-556, figs. 1-8. [W<sup>a</sup>, W<sup>m</sup>, W<sup>c</sup>.]
- 1896 b.—Idem. [Abstract by R. Lauterborn] <Zool. Centralbl., Leipz., v. 3 (19), 21. Sept., p. 642. [W<sup>a</sup>, W<sup>s</sup>.]
- 1896 c.—New Ciliata. [Abstract of 1896 a] <J. Roy. Micr. Soc., Lond. (5), Oct., p. 532. [W<sup>a</sup>, W<sup>m</sup>, W<sup>c</sup>.]
- 1896 d.—*Pleurocoptes hydractinix*, eine neue ciliate Infusorie <Zool. Stud. Festschr. Wilhelm Lilljeborg, Upsala, pp. [59]-66, pl. 4, figs. 1-7. [W<sup>a</sup>.]
- 1897 a.—Zur Kenntnis der Gattung *Trichodina* Ehrbg. <Biol. Centralbl., Leipz., v. 17 (2), 15. Jan., pp. 55-65, figs. 1-6. [W<sup>a</sup>, W<sup>m</sup>, W<sup>c</sup>.]
- 1898 a.—*Pleurocoptes hydractinix*, eine neue ciliate Infusorie. [Abstract of 1896 d, by Fr. Doflein] <Zool. Centralbl., Leipz., v. 5 (25), 15. Dec., pp. 840-842. [W<sup>a</sup>, W<sup>s</sup>.]
- 1900 a.—Zur Kenntnis der vergleichenden Morphologie der hypotrichen Infusorien. [Read 14. März 1900] <Bihang t. K. Svenska Vetensk.-Akad. Handl., Stockholm, v. 26 (4), Art. 2, 31 pp., figs. 1-18. [W<sup>a</sup>, W<sup>c</sup>.]
- 1901 a.—Zur Kenntniss der Neubildungs- und Resorptionsprocesses bei der Theilung der hypotrichen Infusorien <Zool. Jahrb., Jena, Abt. f. Anat., v. 15 (1-2), 5. Aug., pp. 1-58, figs. A-CC, pl. 1, figs. 1-10. [W<sup>a</sup>, W<sup>s</sup>.]
- 1902 a.—Inanitionserscheinungen der Zelle. Untersuchungen an Protozoen <Ztschr. f. allg. Physiol., Jena, v. 1 (1), pp. 67-128, figs. A-B, pls. 1-2, figs. 1-31. [W<sup>m</sup>.]
- 1903 a.—Zur Kenntniss der Galvanotaxis <Ibidem, v. 3 (1), pp. 22-32. [W<sup>m</sup>.]
- 1903 b.—Idem. [Abstract by H. Mouton] <Bull. de l'Inst. Pasteur, Par., v. 1 (15), 30 sept., pp. 583-584. [W<sup>a</sup>, W<sup>m</sup>.]
- DE WALLENSTEDT, ADOLPHUS CHRISTIANUS HENRICUS ARMINIUS. [1824- . . .]  
 [1847 a].—De entozois. Diss. 1 p. l., 12 pp., 1 l. 4°. Berolini. [W<sup>a</sup>.]
- WALLERSTEIN, HERMANN.  
 (1882 a).—Ueber *Drepanidium ranarum* Ray Lankester. Diss. 39 pp. 8°. Bonn.
- WALLET. [Pharmacien de 1<sup>re</sup> classe.]  
 1882 a.—De quelques cas curieux de ténias <Soc. méd. d'Amiens, Bull. (1880-81), v. 20-21, pp. 188-200. [W<sup>m</sup>.]
- WALLEY, RALPH ST. JOHN. [M. R. C. V. S.]  
 1893 a.—Surra in fox-hounds <J. Comp. Path. & Therap., Edinb. & Lond., v. 6 (3), Sept. 30, pp. 285-286. [W<sup>a</sup>, W<sup>m</sup>.]
- WALLEY, THOMAS. [Principal, Roy. Vet. College, Edinburgh.]  
 1886 a.—Intestinal parasite of swan <Vet. J. & Ann. Comp. Path., Lond. (128), v. 22, Feb., pp. 121-122. [W<sup>a</sup>, W<sup>m</sup>.]
- 1886 b.—Idem <Am. Vet. Rev., N. Y., v. 10 (5), Aug., pp. 230-231. [W<sup>a</sup>, W<sup>m</sup>.]
- 1886 c.—Intestinal worms <Vet. J. & Ann. Comp. Path., Lond. (137), v. 23, Nov., pp. 356-359. [W<sup>a</sup>, W<sup>m</sup>.]

## WALLEY, THOMAS—Continued.

- 1890 a.—A practical guide to meat inspection. vi+193 pp., 45 figs. 12°. Edinburgh & London. [W<sup>a</sup>, W<sup>m</sup>.]
- 1890 b.—Liver disease in cattle. [Read before Border Counties Vet. Med. Ass., Carlisle, June] <J. Comp. Path. & Therap., Edinb. & Lond., v. 3 (2), June 30, pp. 134-140; (3), Sept. 30, pp. 210-219. [W<sup>a</sup>, W<sup>m</sup>.]
- 1890 c.—*Oesophagostoma columbianum* <Ibidem (4), Dec. 31, pp. 360-361. [W<sup>a</sup>, W<sup>m</sup>.]
- 1891 a.—Hydatid cysticerci cellulosaë in the pig <Ibidem, v. 4 (2), June 30, p. 160, pl. 5. [W<sup>a</sup>, W<sup>m</sup>.]
- 1892 a.—*Echinococcus multilocularis* in cattle and pigs. Prevalence of bovine hydatidosis in Cumberland <Ibidem, v. 5 (2), June 30, pp. 160-161. [W<sup>a</sup>, W<sup>m</sup>.]
- 1892 b.—A practical guide to meat inspection. 2. ed. revised and enlarged. 4 p. l., 207 pp., 22 figs., frontispiece. 12°. New York. [W<sup>m</sup>.]
- 1892 c.—Finnen in der Leber. [Abstract of 1891 a, by Luepke] <Repert. d. Thierh., Stuttg., v. 53 (6), p. 188. [W<sup>m</sup>.]
- 1893 a.—*Echinococcus multilocularis*. [Abstract of 1892 a, by Luepke] <Ibidem, v. 54 (5), p. 157. [W<sup>m</sup>.]
- 1902 a.—A practical guide to meat inspection. Rewritten and enlarged by Stewart Stockman. xiii+295 pp., 79 figs., 14 pls. 8°. New York. [W<sup>a</sup>.]

## WALLICH, N. [M. D., Bengal.]

- 1835 a.—Notice of a vermifuge medicine [Sunsung Aroos]. [Abstract] <Tr. M. & Phys. Soc. Calcutta, v. 7, pt. 2, pp. 489-490. [W<sup>m</sup>.]

## WALLICH, V.; &amp; LEVADITI, C.

- 1906 a.—Recherche des tréponèmes dans le placenta. [Abstract of 1906 c] <Semaine méd., Par., v. 26 (5), 31 jan., p. 56. [W<sup>m</sup>.]
- 1906 b.—Recherche des spirochètes dans le placenta. [Secretary's abstract of 1906 c, by Sicard] <Presse méd., Par., v. 14 (9), 31 jan., p. 71. [W<sup>a</sup>, W<sup>m</sup>.]
- 1906 c.—Recherches sur la présence du *Spirochæte pallida* dans le placenta. [Read 27 jan.] <Compt. rend. Soc. de biol., Par., v. 60 (4), 2 fév., pp. 191-192. [W<sup>a</sup>, W<sup>m</sup>, W<sup>c</sup>.]
- 1906 d.—Recherches sur la syphilis du placenta <Ann. de gynéc. et d'obst., Par., an. 63, 2. s., v. 3, fév., pp. 65-73, figs. 1-3. [W<sup>m</sup>.]
- 1906 e.—Idem. [Abstract by Levaditi] <Bull. de l'Inst. Pasteur, Par., v. 4 (7), 15 avril, p. 309. [W<sup>a</sup>, W<sup>m</sup>.]
- 1906 f.—Idem. [Abstract of 1906 d, by Vassmer] <Centralbl. f. Bakteriolog. [etc.], Jena, 1. Abt., v. 39 (4-5), 19. Dec., Ref., pp. 116-117. [W<sup>a</sup>, W<sup>m</sup>, W<sup>c</sup>.]
- 1906 g.—Spirochäten in der Plazenta. [Secretary's abstract of 1906 c] <München. med. Wchnschr., v. 53 (13), 27. März, p. 627. [W<sup>a</sup>, W<sup>m</sup>.]
- 1907 a.—Recherche des tréponèmes dans la placenta. [Abstract of 1906 c, by Nieter] <Hyg. Rundschau, Berl., v. 17 (2), 15. Jan., p. 122. [W<sup>a</sup>.]

## WALLILLO. See Vallillo.

## WALLIN, IVAN E.

- 1909 a.—A new species of the trematode genus *Allocreadium*. With a revision of the genus and a key to the sub-family Allocreadiinæ <Tr. Am. Micr. Soc., Chicago, v. 29 (1), Dec., pp. 50-66, pls. 1-2, figs. 1-12. [W<sup>m</sup>, Lib. Ransom.]
- 1909 b.—Idem. Reprint <Studies Zool. Lab., Univ. Nebr., Lincoln (96), Dec., pp. 50-66, pls. 1-2, figs. 1-12. [Lib. Ransom.]

## WALLIS, F. MORTON.

- 1881 a.—Death of lambs from internal parasites <Veterinarian, Lond. (648), v. 54, 4. s. (324), v. 27, Dec., pp. 830-831. [W<sup>a</sup>, W<sup>m</sup>.]

## WALLIS, GEORGE. [M. D., London.] [1740-1802.]

- 1793 a.—The art of preventing diseases, and restoring health, founded on rational principles, and adapted to persons of every capacity. xx+852 pp., 12 l. 8°. London. [W<sup>m</sup>.]

WALLIS, GEORGE—Continued.

1794 a.—Idem. xv+16-571 pp. 8°. New York. [W<sup>m</sup>.]

1796 a.—Idem. 2. ed., xxviii+770 pp., 17 l. 8°. London. [W<sup>m</sup>.]

1799 a.—Die Kunst Krankheiten vorzubeugen und die Gesundheit wieder herzustellen; ein Buch für Jedermann. Neueste Aufl. v. 1, 7 p. l., 392 pp. 8°. Ofen. [W<sup>m</sup>.]

1799 b.—Idem. v. 2, 3 p. l., 660 pp., 2 l. 8°. Ofen. [W<sup>m</sup>.]

WALLIS, THOMAS.

1784 a.—De vermibus intestinorum. Diss. 2 l., 53 pp. 8°. Edinburgi. [W<sup>m</sup>.]

WALLMANN. [Departementstierarzt, Erfurt.]

1897 a.—Zur Differentialdiagnose der wandernden Trichinen <Ztschr. f. Fleisch-u. Milchhyg., Berl., v. 8 (2), Nov., p. 32, 3 figs. [W<sup>a</sup>, W<sup>m</sup>.]

WALLMANN, HEINRICH. [Dr., Docent, Univ. Wien.]

1861 a.—Drei Fälle von Acepbalocysten-Säcken <Wchnbl. d. k. k. Gesellsch. d. Aerzte in Wien, v. 17 (25), 19. Juni, pp. 197-200; (26), 26. Juni, pp. 205-209. [W<sup>m</sup>.]

WALLRAFF. [Cantonsthierarzt, Chur.]

1854 a.—Die Ziegenraude im Prättigau (Canton Graubünden) <Repert. d. Thierh., Stuttg., v. 15, pp. 297-305. [W<sup>m</sup>.]

WALSCH, J. H. TULL. See Walsh, J. H. Tull.

WALSER. [Dr., Leutkirch.]

1866 a.—Kommt die *Trichina spiralis* in Schwaben auch vor? <Med. Cor.-Bl. d. württemb. ärztl. Ver., Stuttg., v. 36 (28), 7. Sept., pp. 219-221. [W<sup>m</sup>.]

WALSH, [BENJAMIN D.].

1870 a.—Larvæ in the human bowels. One of Mr. Walsh's posthumous articles <Am. Entomologist & Botanist, St. Louis, Mo., v. 2 (5), Mar., pp. 137-141, fig. 93. [W<sup>a</sup>, W<sup>c</sup>.]

WALSH, [BENJAMIN D.]; & RILEY, CHARLES VALENTINE.

1868 a.—Ticks and Texas fever <Am. Entomologist, St. Louis, Mo., v. 1 (2), Oct., p. 28. [W<sup>a</sup>, W<sup>c</sup>.]

1869 a.—The parasites of the human animal <Ibidem (5), Jan., pp. 84-88, figs. 73-74. [W<sup>a</sup>, W<sup>c</sup>.]

WALSH, F. H.

1906 a.—Notes on some sheep diseases of the north west districts <Agric. J., Cape Town, v. 29 (6), Dec. 1, pp. 749-755. [W<sup>a</sup>, W<sup>c</sup>.]

WALSH, JAMES. [M. D., New York.]

1902 a.—Amebic dysentery in New York <Med. News, N. Y. (1535), v. 80 (24), June 14, p. 1162. [W<sup>a</sup>, W<sup>m</sup>, W<sup>c</sup>.]

WALSH, J. H. TULL. [Surg.-Major.] [See also Moore, (Sir) William J., 1903 a; and Williams, W. A., 1892 a.]

1858 a.—A manual of domestic medicine and surgery; with a glossary of the terms used therein. xv+722 pp., pls. 16°. London. [W<sup>m</sup>.]

1896 a.—A brief historical sketch of the parasite of malaria <Indian M. Gaz., Calcutta, v. 31 (12), Dec., pp. 433-436. [W<sup>m</sup>.]

1901 a.—[*Anopheles* in Berhampur.] [Abstract] <Ibidem, v. 36, Feb., p. 66. [W<sup>m</sup>.]

WALSINGHAM.

1888 a.—The gape worm of fowls (*Syngamus trachealis*) <Nature, Lond. (979), v. 38, Aug. 2, pp. 324-325. [W<sup>a</sup>, W<sup>m</sup>, W<sup>c</sup>.]

1888 b.—Idem. [Abstract] <J. Roy. Micr. Soc., Lond., 2. s., v. 8 (5), Oct., p. 740. [W<sup>a</sup>, W<sup>m</sup>, W<sup>c</sup>.]

WALTER, EMIL. [1868- .]

1892 a.—Ueber einige Monostomen aus dem Darne einer Schildkröte <Zool. Anz., Leipz. (395), v. 15, 11. Juli, pp. 248-250. [MS. dated 11. Mai.] [W<sup>a</sup>, W<sup>m</sup>, W<sup>c</sup>.]

WALTER, EMIL—Continued.

1893 a.—Untersuchungen über den Bau der Trematoden. *Monostomum trigonocephalum* Rud., *reticulare* van Beneden, *proteus* Brandes. Diss. 51 pp., 1 fig., pls. 10–12, 52 figs. 8°. Halle a. S. [W<sup>m</sup>.]

1893 b.—Idem <Ztschr. f. wissensch. Zool., Leipz., v. 56 (2), 30. Mai, pp. 189–235, 1 fig., pls. 10–12, figs. 1–52. [W<sup>a</sup>, W<sup>e</sup>.]

1893 c.—Structure of trematodes. [Abstract of 1893 b] <J. Roy. Micr. Soc., Lond. [2. s., v. 13] (5), Oct., pp. 636–637. [W<sup>a</sup>, W<sup>m</sup>, W<sup>e</sup>.]

WALTER, GEORG. [Asst.-Arzt, med. Klin., Bonn.]

1856 a.—Beiträge zur Anatomie und Physiologie von *Oxyuris ornata* <Ztschr. f. wissensch. Zool., Leipz., v. 8 (2), 12. Juli, pp. 163–201, pls. 5–6, figs. 1–28. [MS. dated Nov. 1855.] [Y<sup>P</sup>.]

1858 a.—Fernere Beiträge zur Anatomie und Physiologie von *Oxyuris ornata*. [Continuation of 1856 a] <Ibidem, v. 9 (4), 20. Dec., pp. 485–495, pl. 19, figs. 29–34. [MS. dated 15. Mai.] [Y<sup>P</sup>.]

1858 b.—Beiträge zur Anatomie und Histologie einzelner Trematoden. (*Amphistomum subclavatum*, *Distoma lanceolatum*, *Distoma hepaticum*) <Arch. f. Naturg., Berl., 24. J., v. 1, pp. 269–297, pls. 11–13. [W<sup>c</sup>.]

1862 a.—Beiträge zur mikroskopischen Anatomie der Nematoden <Arch. f. path. Anat. [etc.], Berl., v. 24, 2. F., v. 4 (1–2), pp. 166–182, pl. 3, figs. 1–19. [W<sup>a</sup>, W<sup>m</sup>, W<sup>e</sup>.]

1863 a.—Mikroskopische Studien über das Central-Nervensystem wirbelloser Thiere. vi+56 pp., 4 pls. 4°. Bonn. [W<sup>m</sup>.]

WALTER, H. [Dr. med.]

1866 a.—Helminthologische Studien <7. Ber. . . . d. Offenbacher Ver. f. Naturk. (1865–66), pp. 51–79, pl. 1, figs. 1–6. [W<sup>m</sup>.]

1866 b.—Idem. Reprint. 29 pp., pl. 1, 6 figs. 8°. [n. p.] [W<sup>a</sup>.]

1866 c.—Nachträgliche Mittheilung zu “Helminthologische Studien” <7. Ber. . . . d. Offenbacher Ver. f. Naturk. (1865–66), pp. 133–134. [W<sup>m</sup>.] [See 1866 a.]

WALTERS, F. R.

1882 a.—Renal disease; hydatids of liver and kidney; cerebral hæmorrhage; death; necropsy; remarks <Lancet, Lond. (3070), v. 1, July 1, pp. 1072–1073. [W<sup>m</sup>, W<sup>e</sup>.]

WALTERS, FREDERICK R. [M. D., London.]

1902 a.—The home doctor. A medical guide for the family, the school and general use. 1 p. l., 379 pp., 69 figs. 8°. London. [W<sup>m</sup>.]

WALTERS, R. G. [M. R. C. V. S., Newport, Salop.]

1866 a.—Parasites in the kidneys of man <Veterinarian, Lond. (460), v. 39, 4. s. (136), v. 12, Apr., pp. 265–267; note by editors, p. 267. [W<sup>d</sup>, W<sup>m</sup>.]

WALTERS, W. B. [F. R. C. V. S., A. V. D., Aldershot.]

1883 a.—The inspection of live cattle and dead meat <Vet. J. & Ann. Comp. Path., Lond. (98), v. 17, Aug., pp. 99–103; (99), Oct., pp. 260–270; (100), Nov., pp. 352–355. [W<sup>a</sup>, W<sup>m</sup>.]

WALTHER. [Korpsstabsvet., Leipzig.]

1908 a.—*Acarus*-Milben beim Pferd <Berl. tierärztl. Wchnschr. (39), 24. Sept., p. 691. [W<sup>a</sup>, W<sup>m</sup>.]

1908 b.—*Acariasis* lovon. [Abstract of 1908 a] <Állat. lapok, Budapest, v. 31 (46), nov. 14, p. 566. [W<sup>a</sup>, W<sup>m</sup>.]

1909 a.—Sur le diagnostic des kystes hydatiques par la réaction de fixation. [Read 31 mars] <Bull. et mém. Soc. de chir. de Par., v. 35 (13), 6 avril, pp. 422–424; discussion, pp. 424–428. [W<sup>m</sup>.]

1909 b.—Sur le diagnostic de l'échinococcose par la recherche des anticorps spécifiques. [Abstract of 1909 a, by J. Dumont] <Presse méd., Par., v. 17 (30), 14 avril, pp. 271–272. [W<sup>a</sup>, W<sup>m</sup>.]

1909 c.—*Acarus*-Milben beim Pferde. [Abstract of 1908 a, by Carl] <Centralbl. f. Bakteriöl. [etc.], Jena, 1. Abt., v. 44 (5), 15. Juli, Ref., p. 149. [W<sup>a</sup>, W<sup>m</sup>.]

1910 a.—Gale folliculaire chez le cheval. [Abstract of 1908 a] <Rev. vét., Toulouse, v. 67 [n. s.], v. 35 (2), 1<sup>er</sup> fév., pp. 105–106. [W<sup>a</sup>, W<sup>m</sup>.]



WALTHER, HERRMANN.

1869 a.—Erster Jahresbericht des Landes-Medicinal-Collegiums über das Medicinalwesen im Königreich Sachsen auf das Jahr 1867. viii+183 pp. 4°. Dresden. [W<sup>c</sup>.]

WALTHER, J. A. [Ph. D., M. D.; prakt. Arzt, Baireuth.]

1813 a.—Allgemeine Darlegung des Grundes der Wurmerzeugung und der hierauf im Allgemeinen nothwendig gegründeten ärztlichen Behandlung dieses Zustandes im Menschen <Ephem. d. Heilk., Bamb. & Würzb., v. 8 (1), Juni, pp. 15-47. [W<sup>m</sup>.]

WALTON, GEORGE L.

1881 a.—A case of *Cysticercus* in the substance of the spinal cord <Boston M. & S. J., v. 105 (22), Dec. 1, pp. 511-512, 1 fig. [W<sup>m</sup>, W<sup>c</sup>.]

WALTRUP. [Kr.-Th., Beckum.]

1878 a.—Echinococccen in der Lunge eines Rindes <Mitth. a. d. thierärztl. Praxis im preuss. Staate, Berl. (1876-77), n. F., v. 3, p. 42. [W<sup>m</sup>.]

WALZ, H.

(1809 a).—Natur und Behandlung der Schaf-Räude. Stuttgart.

WANDEL. [Dr.]

1907 a.—Zur Pathologie der Lysol- und Kresolvergiftung. [Read before physiol. Ver., Kiel, 25. Juni] <Arch. f. exper. Path. u. Pharmakol., Leipz., v. 56 (3-4), 30. Jan., pp. 161-185. [W<sup>a</sup>, W<sup>m</sup>.]

1907 b.—Klinisches und Experimentelles zur Lysolvergiftung. [Secretary's abstract of 1907 a] <München. med. Wehnschr., v. 54 (6), 5. Feb., p. 292. [W<sup>a</sup>, W<sup>m</sup>.]

1907 c.—Lésions du foie dans l'empoisonnement aigu par le lysol et le crésol. [Abstract of 1907 a] <Presse méd., Par., v. 15 (38), 11 mai, p. 300. [W<sup>a</sup>, W<sup>m</sup>.]

WANDOLLECK, BENNO. [Dr.]

1892 a.—Zur Embryonalentwicklung der *Strongylus paradoxus* <Arch. f. Naturg., Berl., 58. J., v. 1 (2), Mai, pp. 123-148, pl. 9, figs. 1-30. [W<sup>c</sup>.] [Also reprint: Lib. Stiles.]

1892 b.—Embryology of a nematode. [Abstract of 1892 a] <Am. Naturalist, Phila. (312), v. 26, Dec., pp. 1046-1047. [W<sup>a</sup>, W<sup>m</sup>, W<sup>c</sup>.]

1892 c.—Embryonic development of *Strongylus paradoxus*. [Abstract of 1892 a] <J. Roy. Micr. Soc., Lond., 2. s., v. 12 (6), Dec., p. 791. [W<sup>a</sup>, W<sup>m</sup>, W<sup>c</sup>.]

1895 a.—*Pyrosoma bigeminum* <Centralbl. f. Bakteriöl. [etc.], Jena, 1. Abt., v. 17 (16), 4. Mai, pp. 554-556. [MS. dated 30. März.] [W<sup>a</sup>, W<sup>m</sup>, W<sup>c</sup>.]

WANHILL, C. F. [Capt., Roy. Army Med. Corps.]

1906 a.—Report on the investigations carried out to determine the presence or absence of *Filaria* among the troops in Jamaica <J. Roy. Army Med. Corps, Lond., v. 6 (5), May, pp. 561-563. [W<sup>a</sup>, W<sup>m</sup>.]

1907 a.—*Filaria* among the troops in Jamaica. [Abstract of 1906 a] <Med. Rec., N. Y. (1890), v. 71 (4), Jan. 26, p. 158. [W<sup>a</sup>, W<sup>m</sup>, W<sup>c</sup>.]

WARBASSE, JAMES P. [M. D.]

1893 a.—On some fallacies inherent in the parasitic theories of the etiology of carcinoma <Ann. Surg., Phila., v. 17 (5), May, pp. 599-606. [W<sup>m</sup>, W<sup>c</sup>.]

[1893 b].—Idem. Reprint. 8 pp. 8°. [Philadelphia.] [W<sup>m</sup>.]

WARBURTON, CECIL. [Zoologist, Royal Agric. Soc., London.]

1893 a.—Annual report for 1893 of the zoologist <J. Roy. Agric. Soc. Eng., Lond., 3. s. (16), v. 4 (4), pp. 815-827, figs. 1-2. [W<sup>a</sup>.]

1900 a.—Idem . . . for 1900 <Ibidem (44), v. 61, 3. s., v. 11 (4), Dec. 31, pp. 742-750, figs. 1-4. [W<sup>a</sup>.]

1903 a.—Idem . . . for 1903 <Ibidem, v. 64, pp. 310-327, figs. 1-7. [W<sup>a</sup>.]

1906 a.—Idem . . . for 1906 <Ibidem, v. 67, pp. 267-281, figs. 1-16. [W<sup>a</sup>.]

1907 a.—Notes on ticks <J. Econom. Biol., Lond., v. 2 (3), Dec. 11, pp. 89-95, pl. 7, figs. 1-7. [W<sup>a</sup>, W<sup>m</sup>.]

## WARBURTON, CECIL—Continued.

- 1908 a.—On some new and obscure species of the genus *Hæmaphysalis* of the Ixodidæ <Proc. Cambridge [Eng.] Phil. Soc., v. 14, pt. 5, July 16, pp. 508-519, figs. 1-11. [W<sup>a</sup>.]
- 1908 b.—Ticks infesting domesticated animals in India. [Abstract] <J. Trop. Vet. Sc., Calcutta, v. 3 (4), Oct., pp. 504-505. [Published Nov.] [W<sup>a</sup>, W<sup>m</sup>.]
- 1909 a.—[Report on a preliminary investigation on flock as a possible distributor of vermin.] [Abstract of Report to Local Govt. Bd., n. s. (2)] <Brit. M. J., Lond. (2522), v. 1, May 1, p. 1067. [W<sup>a</sup>, W<sup>m</sup>.]
- 1909 b.—Arachnida embolobranchiata (scorpions, spiders, mites, etc.) <Cambridge Nat. Hist., Lond., v. 4, pp. 295-473, figs. 167-248. [W<sup>a</sup>.]

## WARBURTON, CECIL; &amp; NUTTALL, GEORGE H[ENRY] F[ALKINER].

- 1909 a.—On new species of Ixodidæ, with a note on abnormalities observed in ticks <Parasitology, Cambridge [Eng.], v. 2 (1-2), May-June, pp. 57-76, figs. 1-26. [Pub. July 13.] [W<sup>a</sup>.]

## WARD, HENRY BALDWIN. [Prof., Zool., Univ. Illinois, Urbana, Ill.] [1865- .]

- 1892 a.—On *Nectonema agile* Verrill <Bull. Mus. Comp. Zool., Cambridge, v. 23 (3), June, pp. 135-188, pls. 1-8, figs. 1-102. [MS. dated Mar. 25.] [W<sup>a</sup>, W<sup>c</sup>, Lib. Stiles.]
- 1892 b.—Idem. [Abstract by C. W. Stiles] <Am. Naturalist, Phila. (312), v. 26, Dec., pp. 1037-1038. [W<sup>a</sup>, W<sup>m</sup>, W<sup>c</sup>.]
- 1893 a.—Preliminary communication on the host of *Nectonema agile* Verr. [Presented Nov. 9, 1892] <Proc. Am. Acad. Arts & Sc., Bost. (May, 1891-May, 1892), v. 27, n. s., v. 19, pp. 260-261. [W<sup>a</sup>, W<sup>c</sup>.] [Also reprint: Lib. Stiles.]
- 1894 a.—A preliminary report on the worms (mostly parasitic) collected in Lake St. Clair, in the summer of 1893. [App. 3 to Reighard, J. E., 1894 a] <Bull. 4, Michigan Fish Com., Lansing, pp. 49-54. [W<sup>c</sup>, Bur. Fish., Lib. Stiles.]
- (1894 b).—Idem. Reprint <Studies Zool. Lab., Univ. Nebr., Lincoln (4), Nov., pp. 49-54.
- 1894 c.—On the parasites of the lake fish. 1. Notes on the structure and life history of *Distoma opacum*, n. sp. <Proc. Am. Micr. Soc., Wash. (16. Ann. Meet., Madison, Wis., Aug. 14-16, 1893), v. 15 (3), Mar., pp. 173-182, 1 pl., figs. 1-6. [W<sup>m</sup>, W<sup>c</sup>.] [Also reprint: Lib. Stiles.]
- (1894 d).—Idem. Reprint <Studies Zool. Lab., Univ. Nebr., Lincoln (2), July, pp. 173-182, 1 pl., figs. 1-6.
- 1894 e.—American work on cestodes in 1893 <Proc. Am. Micr. Soc., Wash. (16. Ann. Meet., Madison, Wis., Aug. 14-16, 1893), v. 15 (3), Mar., pp. 183-188. [W<sup>m</sup>, W<sup>c</sup>.] [Also reprint: Lib. Stiles.]
- (1894 f).—Idem. Reprint <Studies Zool. Lab., Univ. Nebr., Lincoln (3), July, pp. 183-188.
- 1894 g.—On the presence of *Distoma westermanni* in the United States <Vet. Mag., Phila., v. 1 (5), May, pp. 355-357; supplementary note by C. W. Stiles, pp. 358-360. [W<sup>a</sup>, W<sup>m</sup>.]
- (1894 h).—Idem. Reprint <Studies Zool. Lab., Univ. Nebr., Lincoln (1), Mar., 8 pp.
- 1894 i.—Ueber das Vorkommen von *Distoma westermanni* in den Vereinigten Staaten. [Transl. of 1894 g] <Centralbl. f. Bakteriol. [etc.], Jena, v. 15 (10-11), 16. März, pp. 362-364. [W<sup>a</sup>, W<sup>m</sup>, W<sup>c</sup>.]
- 1894 k.—On the pigeon mite, *Hypodectes Filippi* <Psyche, Cambridge, Mass. (218-221), v. 7, June-Sept., pp. 95-100. [MS. dated March.] [Published May 31.] [W<sup>a</sup>, W<sup>c</sup>, Lib. Stiles.]
- 1894 l.—Some notes on the biological relations of the fish parasites of the Great Lakes. [Abstract] <Publications Nebraska Acad. Sc., Lincoln, Proc. (1893) (4), Dec., pp. 8-11. [W<sup>a</sup>, W<sup>c</sup>.] [Also reprint: Lib. Stiles.]
- (1894 m).—Idem. Reprint <Studies Zool. Lab., Univ. Nebr., Lincoln (5), Dec., pp. 8-11.

## WARD, HENRY BALDWIN—Continued.

- 1895 a.—The parasitic worms of man and the domestic animals <Ann. Rep. Nebraska Bd. Agric., Lincoln (1894), pp. 225-348, figs. 1-82, 2 pls., figs. 1-16. [W<sup>a</sup>, Lib. Stiles.] [Also reprint: W<sup>a</sup>.]
- [1895 b].—Idem. Reprint <Studies Zool. Lab., Univ. Nebr., Lincoln (10) [July], pp. 225-348, figs. 1-82. [W<sup>a</sup>.]
- 1895 c.—A second case of *Distoma westermanni* in the United States <Vet. Mag., Phila., v. 2 (2), Feb., pp. 87-89. [W<sup>a</sup>, W<sup>m</sup>.]
- 1895 d.—Idem. Reprint. 4 pp. 8°. Philadelphia. [Lib. Stiles.]
- (1895 e).—Idem. [Reprint of 1895 c] <Studies Zool. Lab., Univ. Nebr., Lincoln (6), Feb., 4 pp.
- 1895 f.—On the pigeon mite, *Hypodectes* Filippi. [Abstract of 1894 k, by Stiles] <Centralbl. f. Bakteriolog. [etc.], Jena, 1. Abt., v. 17 (5-6), 15. Feb., p. 218. [W<sup>a</sup>, W<sup>m</sup>, W<sup>c</sup>.]
- 1895 g.—On the parasites of the lake fish. 1. Notes on the structure and life-history of *Distoma opacum* n. sp. [Abstract of 1894 c, by Stiles] <Ibidem, pp. 218-219. [W<sup>a</sup>, W<sup>m</sup>, W<sup>c</sup>.]
- 1895 h.—On *Distoma felineum* Riv. in the United States and on the value of measurements in specific determinations among the distomes <Vet. Mag., Phila., v. 2 (3), Mar., pp. 152-158, fig. 1. [W<sup>a</sup>, W<sup>m</sup>.]
- 1895 i.—Idem. Reprint. 8 pp., 1 fig. 8°. Philadelphia. [Lib. Stiles.]
- (1895 k).—Idem. [Reprint of 1895 h] <Studies Zool. Lab., Univ. Nebr., Lincoln (9), Mar., 8 pp., fig. 1.
- 1895 l.—The Asiatic lung-distome in the United States <Med. News, Phila., v. 66 (9), Mar. 2, pp. 236-239, figs. 1-3. [W<sup>m</sup>, W<sup>c</sup>.]
- 1895 m.—Idem. Reprint. 10 pp., 3 figs. 12°. [Philadelphia.] [W<sup>m</sup>, Lib. Stiles.]
- (1895 n).—Idem. [Reprint of 1895 l] <Studies Zool. Lab., Univ. Nebr., Lincoln (7), Mar. 2, 10 pp., figs. 1-3.
- 1895 o.—Helminthologische Notizen. 1 <Centralbl. f. Bakteriolog. [etc.], Jena, 1. Abt., v. 17 (9-10), 15. März, pp. 304-309, pl. 4, figs. 1-20. [W<sup>a</sup>, W<sup>m</sup>, W<sup>c</sup>.]
- (1895 p).—Idem. Reprint <Studies Zool. Lab., Univ. Nebr., Lincoln (8), Mar. 15, pp. 304-309, pl. 4, figs. 1-20.
- 1896 a.—Report of the zoologist <Ann. Rep. Nebraska Bd. Agric., Lincoln (1895), pp. 257-272, figs. 1-10. [W<sup>a</sup>.] [Also reprint: Lib. Stiles.]
- [1896 b].—Idem. Reprint <Studies Zool. Lab., Univ. Nebr., Lincoln [(14), Apr.], pp. 257-272, figs. 1-10. [W<sup>a</sup>.]
- 1896 c.—The parasitic worms of man and the domestic animals. [Abstract of 1895 a, by F. Zschokke] <Centralbl. f. Bakteriolog. [etc.], Jena, 1. Abt., v. 19 (4-5), 5. Feb., p. 158. [W<sup>a</sup>, W<sup>m</sup>.]
- 1896 d.—On *Distoma felinum* [sic] Riv. in the United States. [Abstract of 1895 h, by St. v. Rátz] <Ibidem, v. 20 (18-19), 5. Nov., p. 709. [W<sup>a</sup>, W<sup>m</sup>.]
- 1896 e.—The Asiatic lung-distome in the United States. [Abstract of 1895 l, by St. v. Rátz] <Ibidem, p. 709. [W<sup>a</sup>, W<sup>m</sup>.]
- 1896 f.—A new human tapeworm (*Tænia confusa* n. sp.). [Read before Nebraska State Med. Soc., Lincoln] <West. M. Rev., Lincoln, Nebr., v. 1 (2), June 15, pp. 35-36, figs. 1-2. [MS. dated June.] [W<sup>m</sup>, Lib. Stiles.]
- (1896 g).—Idem <Proc. Nebraska M. Soc. (28. Ann. Sess.), pp. 83-86, figs. 1-2.
- (1896 h).—Idem. Reprint <Studies Zool. Lab., Univ. Nebr., Lincoln (15), June 15, pp. 83-86, figs. 1-2.
- 1896 i.—Idem. [Abstract of 1896 f, by F. Zschokke] <Zool. Centralbl., Leipz., v. 3 (16), 10. Aug., p. 572. [W<sup>a</sup>, W<sup>a</sup>.]
- 1896 k.—Idem. [Abstract of 1896 f, by F. Zschokke] <Centralbl. f. Bakteriolog. [etc.], Jena, 1. Abt., v. 20 (16-17), 24. Oct., pp. 623-624. [W<sup>a</sup>, W<sup>m</sup>.]

WARD, HENRY BALDWIN—Continued.

- 1896 l.—A new species of tenia. [Abstract of 1896 f] <Am. Month. Micr. J., Wash. (201), v. 17 (9), Sept., pp. 305-307, figs. 1-2. [W<sup>a</sup>, W<sup>m</sup>, W<sup>c</sup>.]
- 1896 m.—A biological examination of Lake Michigan in the Traverse Bay region <Bull. 6, Michigan Fish Com., Lansing, 71 pp.; Appendices 1-5, pp. 72-[100], 3 l., pls. 1-5. [W<sup>c</sup>, Lib. Stiles.]
- 1897 a.—The parasitic worms of domesticated birds <Proc. Nebraska State Poultry Ass., Lincoln (13. Ann. Meet., Jan. 19-22), pp. 15-32, figs. 1-5. [W<sup>a</sup>.]
- 1897 b.—Report of the zoologist. Animal parasites of Nebraska <Ann. Rep. Nebraska Bd. Agric., Lincoln (1896), pp. 173-189, figs. 1-12. [W<sup>a</sup>.] [Also reprint: Lib. Stiles.]
- (1897 c).—Idem. Reprint <Studies Zool. Lab., Univ. Nebr., Lincoln (17), July, pp. 173-189, figs. 1-12.
- 1897 d.—Zoölogy in the high-school curriculum <J. of Proc. & Addresses Nat. Educational Ass., Chicago (36. Ann. Meet., Milwaukee, Wis., July 6-9), pp. 952-957; discussion, p. 958. [W<sup>c</sup>.] [Also reprint: Lib. Stiles.]
- [1897 e].—Idem. Reprint <Studies Zool. Lab., Univ. Nebr., Lincoln [(20), Dec. 28], pp. 952-958. [W<sup>a</sup>.]
- (1897 f).—Studies on Nebraska parasites <Proc. Nebraska M. Soc. (29. Ann. Sess.), Aug., pp. 136-146. [Reprint: Lib. Stiles.]
- (1897 g).—Idem. Reprint <Studies Zool. Lab., Univ. Nebr., Lincoln (18), pp. 136-146.
- 1897 h.—Note on *Tænia confusa* <Zool. Anz., Leipz. (540), v. 20, 13. Sept., pp. 321-322. [W<sup>a</sup>, W<sup>m</sup>, W<sup>c</sup>.] [Also reprint: Lib. Stiles.]
- (1897 i).—Idem. Reprint <Studies Zool. Lab., Univ. Nebr., Lincoln (19), Sept. 13, pp. 321-322.
- 1897 k.—Idem. [Abstract of 1897 h, by F. Zschokke] <Zool. Centralbl., Leipz., v. 4 (24), 29. Nov., p. 828. [W<sup>a</sup>, W<sup>s</sup>.]
- 1897 l.—Development of methods in microscopical technique <Tr. Am. Micr. Soc., Buffalo (20. Ann. Meet., Toledo, O., Aug. 5-7), v. 19, Dec., pp. 175-178. [W<sup>m</sup>, W<sup>c</sup>.]
- (1898 a).—Idem. Reprint <Studies Zool. Lab., Univ. Nebr., Lincoln (21), Jan., pp. 175-178. [Lib. Hassall.]
- [1898 b].—The parasitic worms of domesticated birds. [Reprint of 1897 a] <Ibidem (22), Feb., pp. 1-18, figs. 1-5. [MS. dated Feb., 1897.] [Lib. Stiles.]
- 1898 c.—Report of the zoologist <Ann. Rep. Nebraska Bd. Agric., Lincoln (1897), pp. 257-279, figs. 1-16. [W<sup>a</sup>.]
- 1898 d.—Idem. Reprint <Studies Zool. Lab., Univ. Nebr., Lincoln (28), July 1, pp. 257-279, figs. 1-16. [Lib. Stiles.]
- 1898 e.—The parasites of Nebraska dogs and cats <Publications Nebraska Acad. Sc., Lincoln, Proc. (1896) (6), Apr., pp. 297-307. [W<sup>a</sup>, W<sup>c</sup>.]
- 1898 f.—Idem. Reprint <Studies Zool. Lab., Univ. Nebr., Lincoln (26), May 14, pp. 297-307. [Lib. Stiles.]
- 1899 a.—A new human tapeworm. [Abstract of 1896 f] <Am. Naturalist, Bost. (385), v. 33, Jan., pp. 72-73. [W<sup>a</sup>, W<sup>m</sup>, W<sup>c</sup>.]
- 1899 b.—Report of the zoologist <Ann. Rep. Nebraska Bd. Agric., Lincoln (1898), pp. 321-338, 3 maps. [W<sup>a</sup>.]
- 1899 c.—Idem. Reprint <Studies Zool. Lab., Univ. Nebr., Lincoln (32), Aug., pp. 321-338, 3 maps. [W<sup>a</sup>.]
- 1899 d.—Animal parasites affecting farm animals. [Address before Improved Stock Breeders' Ass. Nebraska, Feb.] <Nebraska Farmer, Omaha (899), v. 27 (32), Aug. 10, pp. 517-518; discussion by Dr. Peters, p. 518. [W<sup>a</sup>.]
- 1900 a.—The ticks of Nebraska <Ann. Rep. Nebraska Bd. Agric., Lincoln (1899), pp. 193-205, figs. 1-6. [W<sup>a</sup>.]
- 1900 b.—Idem. Reprint <Studies Zool. Lab., Univ. Nebr., Lincoln (38), Oct., pp. 193-205, figs. 1-6. [W<sup>a</sup>, Lib. Stiles.]

WARD, HENRY BALDWIN—Continued.

- 1900 c.—Note on cestode nomenclature <Arch. de parasitol., Par., v. 3 (1), 15 mai, pp. 207-208. [W<sup>a</sup>, W<sup>m</sup>, W<sup>o</sup>.]
- 1900 d.—Idem <Am. Naturalist, Bost. (402), v. 34, June, p. 533. [W<sup>a</sup>, W<sup>m</sup>, W<sup>o</sup>.]
- 1900 e.—Joseph Leidy. (Notices biographiques. 8) <Arch. de parasitol., Par., v. 3 (2), 15 août, pp. 269-279, port. [W<sup>a</sup>, W<sup>m</sup>, W<sup>o</sup>.]
- (1900 f).—Idem. Reprint <Studies Zool. Lab., Univ. Nebr., Lincoln (39), Aug., pp. 269-279.
- 1900 g.—Arachnida <Ref. Handb. M. Sc., N. Y., rev. ed., v. 1, Oct., pp. 428-437, figs. 243-260. [W<sup>m</sup>, W<sup>o</sup>.]
- 1901 a.—Cestoda <Ibidem, v. 2, Apr., pp. 779-794, figs. 1203-1245. [W<sup>m</sup>, W<sup>o</sup>.]
- 1901 b.—Notes on the parasites of the lake fish. 3. On the structure of the copulatory organs in *Microphallus* nov. gen. <Tr. Am. Micr. Soc., Lincoln (23. Ann. Meet., New York, June 28-30, 1900), v. 22, pp. 175-187, pl. 26, figs. 1-5. [W<sup>o</sup>.]
- 1901 c.—Idem. Reprint <Studies Zool. Lab., Univ. Nebr., Lincoln (43), May, pp. 175-187, pl. 26, figs. 1-5. [W<sup>a</sup>, Lib. Stiles.]
- 1901 d.—Parasites in birds. [Letter to editor] <Condor, Santa Clara, Calif., v. 3 (2), Mar.-Apr., p. 52. [W<sup>a</sup>.]
- 1901 e.—Internal parasites of Nebraska birds <Proc. Nebraska Ornithol. Union, Lincoln (2. Ann. Meet., Omaha, Jan. 12), Oct., pp. 63-70, pls. 6-7. [W<sup>o</sup>.]
- 1901 f.—Idem. Reprint <Studies Zool. Lab., Univ. Nebr., Lincoln (44), Oct. 25, pp. 85-92 (pp. 63-70) [pls. missing]. [W<sup>a</sup>.]
- 1901 g.—The meaning of recent discoveries concerning malarial organisms. [Address before Nebraska State Med. Soc., Lincoln, May 7-9] <West. M. Rev., Lincoln, Nebr., v. 6 (12), Dec. 16, pp. 365-372, figs. 1-11. [W<sup>m</sup>.]
- 1901 h.—Idem. Reprint <Studies Zool. Lab., Univ. Nebr., Lincoln (46), Oct. 25, pp. 101-121, figs. 1-11. [Lib. Ransom.]
- 1902 a.—Report of the zoologist. Notes on the leeches of Nebraska <Ann. Rep. Nebraska Bd. Agric., Lincoln (1901), pp. 267-280. [W<sup>a</sup>.]
- 1902 b.—Idem. Reprint <Studies Zool. Lab., Univ. Nebr., Lincoln (51), Aug. 23, pp. 229-242, 1 pl., 5 figs. [W<sup>a</sup>.]
- 1902 c.—The subdermal mite occurring among birds. [Letter to editor] <Science, N. Y., n. s. (388), v. 15, June 6, p. 911. [W<sup>a</sup>, W<sup>m</sup>, W<sup>o</sup>.]
- 1902 d.—A record of the occurrence of *Filaria loa*, a human parasite new to the United States. [Secretary's abstract of paper read before Am. Ass. Adv. Sc., Pittsburg, June 30] <Ibidem (400), v. 16, Aug. 29, p. 350. [W<sup>a</sup>, W<sup>m</sup>, W<sup>o</sup>.]
- 1902 e.—Internal parasites of Nebraska birds. [Abstract of 1901 e, by Max. Braun] <Zool. Centralbl., Leipz., v. 9 (11-12), 17. Juni, pp. 349-350. [W<sup>a</sup>, W<sup>s</sup>.]
- 1902 f.—Notes on the parasites of the lake fish. 3. On the structure of the copulatory organs in *Microphallus* n. g. [Abstract of 1901 c, by Max. Braun] <Ibidem, p. 361. [W<sup>a</sup>, W<sup>s</sup>.]
- 1903 a.—Data for the determination of human Entozoa <Tr. Am. Micr. Soc., Lancaster, Pa. (25. Ann. Meet., Pittsburg, June 27-28, 1902), v. 24, pp. 103-138, pls. 8-11, figs. 1-45. [W<sup>m</sup>, W<sup>o</sup>.]
- 1903 b.—Idem. Reprint <Studies Zool. Lab., Univ. Nebr., Lincoln (55), Nov., pp. 49-84, pls. 8-11, figs. 1-45. [W<sup>a</sup>.]
- 1903 c.—On the development of *Dermatobia hominis* <Mark Anniversary Vol., N. Y., pp. 483-513, pls. 35-36, figs. 1-19. [W<sup>o</sup>, W<sup>s</sup>.] [Also reprint: Lib. Stiles.]
- 1903 d.—Precision in the determination of human parasites. [Read before 54. Ann. Session Am. Med. Ass.] <J. Am. M. Ass., Chicago, v. 41 (12), Sept. 19, pp. 703-708; discussion, pp. 708-709. [W<sup>a</sup>, W<sup>m</sup>, W<sup>o</sup>.]
- 1903 e.—Idem. Reprint. 15 pp. 8°. [Chicago.] [W<sup>m</sup>, Lib. Stiles.]
- 1903 f.—Idem. [Abstract of 1903 d] <Med. Rec., N. Y. (1716), v. 64 (13), Sept. 26, p. 508. [W<sup>a</sup>, W<sup>m</sup>, W<sup>o</sup>.]

WARD, HENRY BALDWIN—Continued.

- 1903 g.—Idem. [Abstract of 1903 d] <N. York M. J. [etc.] (1296), v. 78 (14), Oct. 3, p. 677. [W<sup>a</sup>, W<sup>m</sup>, W<sup>c</sup>.]
- 1903 h.—Idem. [Abstract of 1903 d] <Deutsche med. Wehnschr., Leipz., v. 29 (42), 15. Oct., Litt.-Beilage, p. 251. [W<sup>a</sup>, W<sup>m</sup>.]
- 1903 i.—Some points in the development of *Dermatobia hominis* <N. Orl. M. & S. J., v. 56 (4), Oct., pp. 243-252, figs. 1-2. [W<sup>m</sup>.]
- 1903 k.—Idem. Reprint <Studies Zool. Lab., Univ. Nebr., Lincoln (58), Oct. 1, pp. 1-10, figs. 1-2. [W<sup>a</sup>.]
- 1903 l.—Nematoda (pp. 205-225, figs. 3535-3571); parasites (pp. 500-506, pl. E, figs. a-y) <Ref. Handb. M. Sc., N. Y., rev. ed., v. 6, pages cited. [W<sup>m</sup>, W<sup>c</sup>.]
- 1903 m.—Trematoda <Ibidem, v. 7, Oct., pp. 860-873, figs. 4772-4795. [W<sup>m</sup>, W<sup>c</sup>.] [Also reprint: Lib. Stiles.]
- 1904 a.—Protozoa <Ibidem, new ed., v. 8, pp. 527-549, figs. 5163-5194, pl. 62, figs. 1-13. [W<sup>m</sup>, W<sup>c</sup>.] [Also reprint: Lib. Stiles.]
- [1904 b].—Parasitism and animal parasites <Encycl. Americana, N. Y. & Chicago, v. 12, unpag. [W<sup>a</sup>.]
- 1904 c.—Determination of human Entozoa. [Abstract of 1903 a] <J. Roy. Micr. Soc., Lond. (6), Dec., p. 655. [W<sup>a</sup>, W<sup>m</sup>, W<sup>c</sup>.]
- 1905 a.—Idem. [Abstract of 1903 b, by Max. Braun] <Zool. Centralbl., Leipz., v. 12 (1-2), 31. Jan., p. 15. [W<sup>a</sup>, W<sup>s</sup>.]
- 1905 b.—Article "Parasites." [Abstract of 1903 l, pp. 500-506, by Max. Braun] <Ibidem, p. 15. [W<sup>a</sup>, W<sup>s</sup>.]
- 1905 c.—Precision in the determination of human parasites. [Abstract of 1903 d, by Max. Braun] <Ibidem, p. 15. [W<sup>a</sup>, W<sup>s</sup>.]
- 1905 d.—Article "Trematoda." [Abstract of 1903 m, by Max. Braun] <Ibidem, p. 24. [W<sup>a</sup>, W<sup>s</sup>.]
- 1905 e.—The earliest record of *Filaria loa* <Zool. Ann., Würzb., v. 1, pp. 376-384, 1 fig. [Lib. Stiles.]
- 1905 f.—Idem. Reprint <Studies Zool. Lab., Univ. Nebr., Lincoln (61), June 30, pp. 376-384 (9 pp.), 1 fig. [W<sup>a</sup>, W<sup>c</sup>, Lib. Stiles.]
- 1905 g.—May tapeworm infection be caused by dried beef? [Letter to editors, dated June 14] <J. Am. M. Ass., Chicago, v. 44 (25), June 24, p. 2000. [W<sup>a</sup>, W<sup>m</sup>.]
- 1905 h.—The relations of animals to disease. [President's address before Am. Micr. Soc., Sandusky, O., July 6] <Science, N. Y. (555), n. s., v. 22, Aug. 18, pp. 193-203. [W<sup>a</sup>, W<sup>m</sup>, W<sup>c</sup>.]
- [1905 i].—Idem. Reprint. 10 pp. 4°. [New York.] [Lib. Ransom.]
- 1905 k.—Studies on human parasites in North America. 1. *Filaria loa* <Univ. Studies, Univ. Nebraska, Lincoln, v. 5 (4), Oct., pp. 271-345 (75 pp.); clinical data by W. F. Milroy, pp. 316-318 (pp. 46-48). [W<sup>c</sup>.]
- 1906 a.—Idem. Reprint <Studies Zool. Lab., Univ. Nebr., Lincoln (63), Jan. 9, pp. 1-75; clinical data by W. F. Milroy, pp. 46-48. [W<sup>a</sup>, W<sup>c</sup>.]
- 1906 b.—Idem <J. Infect. Dis., Chicago, v. 3 (1), Mar. 2, pp. 37-90; Clinical data by W. F. Milroy, pp. 75-76. [W<sup>a</sup>, W<sup>m</sup>.]
- 1906 c.—Idem. Reprint <Studies Zool. Lab., Univ. Nebr., Lincoln (63), Mar. 2, pp. 37-90; clinical data by W. F. Milroy, pp. 75-76. [Lib. Ransom.]
- 1906 d.—Idem. [Abstract of 1906 b, by Schrupf] <Centralbl. f. allg. Path. u. path. Anat., Jena, v. 17 (13), 16. Juli, p. 530. [W<sup>a</sup>, W<sup>m</sup>.]
- 1906 e.—Trypanosomes and disease. [Read before Nebraska State Med. Ass., Beatrice, May 2-4, 1905] <West. M. Rev., Lincoln, Nebr., v. 11 (1), Jan., pp. 5-11, figs. 1-3. [W<sup>m</sup>.]
- 1906 f.—Idem. Reprint <Studies Zool. Lab., Univ. Nebr., Lincoln (64), Jan. 31, pp. 5-11, figs. 1-3. [W<sup>a</sup>, W<sup>c</sup>.]

## WARD, HENRY BALDWIN—Continued.

- 1906 g.—Idem. [Abstract of 1906 e] <J. Am. M. Ass.; Chicago, v. 46 (8), Feb. 24, p. 620. [W<sup>a</sup>, W<sup>m</sup>, W<sup>c</sup>.]
- 1906 h.—*Filaria loa*, a study on the dispersal of parasites. [Secretary's abstract of paper read before Am. Ass. Adv. Sc., N. Orl., Jan. 2] <Science, N. Y. (581), n. s., v. 23, Feb. 16, pp. 257-258. [W<sup>a</sup>, W<sup>m</sup>, W<sup>c</sup>.]
- 1906 i.—A new bothriocephalid parasite of man. [Secretary's abstract of paper read before Am. Ass. Adv. Sc., N. Orl., Jan. 2] <Ibidem, p. 258. [W<sup>a</sup>, W<sup>m</sup>, W<sup>c</sup>.]
- 1906 k.—Filariasis and trypanosome diseases <Ibidem (584), v. 23, Mar. 9, pp. 370-371. [W<sup>a</sup>, W<sup>m</sup>, W<sup>c</sup>.]
- 1906 l.—Idem. [Secretary's abstract] <Proc. Am. Ass. Adv. Sc., Wash. (55. Meet., N. Orl., La., Dec., 1905-Jan., 1906), pp. 511-513. [W<sup>a</sup>, W<sup>c</sup>.]
- 1907 a.—The relation of animals to disease <Tr. Am. Micr. Soc., Lancaster, Pa. (28. Ann. Meet., Sandusky, O., July 5-8, 1905), v. 27, Mar., pp. 5-20. [W<sup>c</sup>.]
- 1907 b.—Idem. Reprint <Studies Zool. Lab., Univ. Nebr., Lincoln (72), May 29, pp. 5-20. [W<sup>a</sup>. Lib. Stiles.]
- 1907 c.—Iconographia parasitorum hominis <Ibidem (70), Apr. 10, [24] pp., pls. 1-20. [W<sup>a</sup>. Lib. Stiles.]
- 1907 d.—Studies on human parasites in North America. 1. *Filaria loa*. [Abstract of 1906 b, by C. Fränkel] <Hyg. Rundschau, Berl., v. 17 (16), 15. Aug., p. 1011. [W<sup>a</sup>.]
- 1907 e.—A Nebraska case of the screw worm. [General review] <West. M. Rev., Omaha, Nebr., v. 12 (12), Dec. 15, pp. 483-485. [W<sup>m</sup>.]
- 1907 f.—Idem. Reprint <Studies Zool. Lab., Univ. Nebr., Lincoln (80), Dec. 15, 3 pp. [W<sup>a</sup>.]
- 1907 g.—The influence of parasitism on the host. [Secretary's abstract of 1908 a] <Science, N. Y. (632), n. s., v. 25, Feb. 8, pp. 201-218. [W<sup>a</sup>, W<sup>m</sup>, W<sup>c</sup>.]
- 1907 h.—Idem. [Same as 1908 a] <Studies Zool. Lab., Univ. Nebr., Lincoln (69), July 1, 35 pp. [W<sup>a</sup>, Lib. Stiles.]
- 1908 a.—Idem. [Address before Sect. F] <Proc. Am. Ass. Adv. Sc., Wash. (56. & 57. Meet., Ithaca & New York, June 28-July 3, 1906, & Dec. 27, 1906-Jan. 2, 1907), v. 56-57, pp. 489-523. [W<sup>a</sup>, W<sup>c</sup>.]
- 1908 b.—Insects and disease. [Editorial] <West. M. Rev., Omaha, Nebr., v. 13 (3), Mar. 15, pp. 117-120. [W<sup>m</sup>.]
- 1908 c.—Idem. Reprint. 4 pp. 8°. [n. p.] [W<sup>a</sup>.]
- 1908 d.—Trypanosome diseases. [Note] <Am. Naturalist, N. Y. (495), v. 42, Mar., pp. 206-207. [Published Apr. 20.] [W<sup>a</sup>, W<sup>m</sup>, W<sup>c</sup>.]
- 1908 e.—The hereditary transmission of germ diseases. [General review] <Ibidem (499), v. 42, July, pp. 496-500. [Published July 31.] [W<sup>a</sup>, W<sup>m</sup>, W<sup>c</sup>.] [Also reprint: W<sup>a</sup>.]
- 1908 f.—Parasitic diseases in the Philippines. [Note] <Ibidem (500), v. 42, Aug., pp. 561-562. [Published Sept. 3.] [W<sup>a</sup>, W<sup>m</sup>, W<sup>c</sup>.] [Also reprint: Lib. Stiles.]
- 1908 g.—The spirochetes and their relationship to other organisms <Ibidem (498), v. 42, June, pp. 374-387. [W<sup>a</sup>, W<sup>m</sup>, W<sup>c</sup>.]
- 1908 h.—Idem <Studies Zool. Lab., Univ. Nebr., Lincoln (90), June, pp. 374-387. [W<sup>a</sup>.]
- 1908 i.—Data for the determination of human Entozoa. 2 <Tr. Am. Micr. Soc., Chicago (29. Ann. Meet., Ithaca, N. Y., June 29-30, 1906), v. 28, Sept., pp. 177-201, pl. 27, figs. 1-9. [W<sup>m</sup>.]
- 1908 k.—Idem. Reprint <Studies Zool. Lab., Univ. Nebr., Lincoln (86), July 1, pp. 177-201, pl. 27, figs. 1-9. [Lib. Ransom.]
- 1908 l.—Some points in the migration of Pacific salmon as shown by its parasites <Tr. Am. Fish. Soc., Appleton, Wis. (37. Ann. Meet., Wash., D. C., Sept. 21-24), pp. 92-100; discussion, pp. 100-114. [Bur. Fish.]

WARD, HENRY BALDWIN—Continued.

1908 m.—Idem [except discussion] <Studies Zool. Lab., Univ. Nebr., Lincoln (92), Dec., pp. 1-9. [Lib. Ransom.]

1908 n.—Some recent discoveries regarding trypanosomes and sleeping sickness <Bull. Univ. Nebraska Coll. M., Lincoln, v. 3 (4), Oct., pp. 123-127. [W<sup>m</sup>, Lib. Ransom.]

1908 o.—Protozoa <Ref. Handb. M. Sc., N. Y., rev. app., pp. 634-660, figs. 5194-5225. [W<sup>m</sup>, W<sup>e</sup>.] [Also reprint: Lib. Stiles.]

1909 a.—Determination of human Entozoa. [Abstract of 1908 i] <J. Roy. Micr. Soc., Lond. (3), June, p. 356. [W<sup>a</sup>, W<sup>m</sup>, W<sup>e</sup>.]

1909 b.—Parasitology. [General review] <Am. Naturalist, N. Y. (513), v. 43, Sept., pp. 567-571. [W<sup>a</sup>, W<sup>m</sup>, W<sup>e</sup>.] [Also reprint: Lib. Ransom.]

1909 c.—The influence of parasitism on the host. [Abstract of 1907 i, by M. Braun] <Zool. Centralbl., Leipz., v. 16 (17), 5. Oct., pp. 524-525. [W<sup>a</sup>, W<sup>s</sup>.]

1909 d.—Iconographia parasitorum hominis. [Abstract of 1907 c, by M. Braun] <Ibidem, p. 525. [W<sup>a</sup>, W<sup>s</sup>.]

1909 e.—*Fasciolopsis buskii*, *F. rathouisi*, and related species in China. [Read before 6. Ann. Meet. Am. Soc. Trop. M., Washington, D. C., Apr. 10] <Tr. Am. Micr. Soc., Chicago, v. 29 (1), Dec., pp. 5-16, pls. 1-2, 2 figs. [Lib. Ransom.]

1909 f.—The influence of civilization on human zö-parasitic diseases. 7 pp. 4°. Cambridge, Mass. [Lib. Ransom.]

1909 g.—The influence of hibernation and migration of animal parasites. 12 pp. 4°. Cambridge, Mass. [Lib. Ransom.]

(1910 a).—Idem <Proc. 7. Internat. Cong. Zool., Bost. (Aug. 19-24, 1907), pp.

(1910 b).—The influence of civilization on human zö-parasitic diseases. [Same as 1909 f] <Ibidem, pp. ———.

(1910 c).—Internal parasites of the Sebago salmon. [Read before 4. Internat. Fish. Cong., Wash., Sept. 22-26, 1908] <Bull. Bureau Fish., Wash. (1908), v. 28, pt. 2, Aug., pp. 1151-1194, pl. 121, figs. 1-10. [W<sup>a</sup>.] [Also reprint: Lib. Ransom.]

1910 d.—*Fasciolopsis buskii* [sic], *F. rathouisi*, and related species in China <China M. J., Shanghai, v. 24 (1), Jan., pp. 1-10, 1-pl. [W<sup>m</sup>.]

1910 e.—Some parasites of the sleeper shark in Icy Straits, Alaska. [Secretary's abstract of paper read before Am. Soc. Zool. Central Branch, Apr. 7-9, Iowa City] <Science, N. Y., n. s. (804), v. 31, May 27, pp. 836-837. [W<sup>a</sup>, W<sup>m</sup>, W<sup>e</sup>.]

1910 f.—Data for the determination of human Entozoa. 2. [Abstract of 1908 i, by O. Fuhrmann] <Centralbl. f. Bakteriol. [etc.], Jena, 1. Abt., v. 46 (16), 27. Mai, Ref., p. 484. [W<sup>a</sup>, W<sup>m</sup>.]

1910 g.—*Fasciolopsis buskii*, *F. rathouisi*, and related species in China. [Abstract of 1909 e] <J. Trop. M. & Hyg., Lond., v. 13 (12), June 15, p. 191. [W<sup>a</sup>.]

1910 h.—[*Fasciolopsis*.] [Letter to editor, dated July 7] <Ibidem (14), July 15, p. 222. [W<sup>a</sup>.]

WARD, MONTGOMERY ALBERT.

1874 a.—Outlines of zoology and comparative anatomy. 150 pp. 12°. Dublin. [W<sup>m</sup>.]

WARD, NATHANIEL. [Demonstrator, Anat., London Hospital.]

1848 a.—Acephalocyst in the substance of the heart. [Read Nov. 15, 1847] <Tr. Path. Soc. Lond., v. 1, p. 225. [W<sup>m</sup>.]

WARD, SAMUEL B. [M. D.]

1903 a.—A case of dysentery due to double infection with the *Uncinaria duodenalis* and the *Ameba coli* <Albany M. Ann., v. 24 (1), Jan., pp. 23-26; note by George Blumer, p. 26. [MS. dated June 2, 1902.] [W<sup>m</sup>.]

1903 b.—Dysentery due to double infection with *Uncinaria duodenalis* and *Ameba coli*. [Abstract of 1903 a] <Am. Med., Phila., v. 5 (5), Jan. 31, p. 193. [W<sup>a</sup>, W<sup>m</sup>, W<sup>e</sup>.]



WARD, SAMUEL B.—Continued.

1906 a.—A case of dysentery due to double infection with the *Uncinaria duodenalis* and the *Amoeba coli*. [Abstract of 1903 a, by Max. Luehe] <Jahresb. ü. d. Fortschr. in d. Lehre v. d. path. Mikroorganism. [etc.] [Baumgarten], Leipz. (1904), v. 20, p. 23. [W<sup>a</sup>, W<sup>m</sup>.]

WARD, S. H.

1908 a.—Fifth annual report of the Minnesota State Live Stock Sanitary Board for the year ending July 31, 1908. 39 pp., 1 table, 4 pls., 4 figs. 8°. Minneapolis. [W<sup>a</sup>.]

WARD, STANLEY M. [Dr., Ellenville, N. Y.]

1883 a.—An experience in the removal of tapeworms <Med. & Surg. Reporter, Phila. (1359), v. 48 (11), Mar. 17, pp. 286-287. [W<sup>m</sup>, W<sup>c</sup>.]

1888 a.—Two cases of colic in adults, produced by intestinal worms <Ibidem (1625), v. 58 (16), Apr. 21, pp. 495-496. [W<sup>m</sup>, W<sup>c</sup>.]

WARD, STEPHEN H. [M. D., Lond.]

1870 a.—Clinical illustrations of diseases of the abdominal viscera. Hydatid disease of the liver <Lancet, Lond. (2431), v. 1 (14), Apr. 2, pp. 476-477. [W<sup>m</sup>, W<sup>c</sup>.]

WARD, T. OGIER. [M. D., Winkfield.]

1860 a.—Eneinata of sulphuric ether for ascarides. [Read July 17] <Brit. M. J., Lond. (197), n. s., Oct. 6, p. 776. [W<sup>m</sup>.]

1860 b.—Idem <Dublin M. Press (1137), v. 44, 2. s. (42), v. 2, Oct. 17, p. 279. [W<sup>m</sup>.]

WARD, W. [F. R. C. S., Huntingdon.]

1846 a.—Case of hydatids of the kidneys <Prov. M. & S. J., Lond. (39), v. 10, Sept. 30, p. 465. [W<sup>m</sup>.]

WARDELL, JOHN RICHARD. [M. D., Edinburgh.]

1885 a.—Contributions to pathology and the practice of medicine. x+807 pp. 8°. London. [W<sup>m</sup>.]

WARDEN, A. A. [M. D., Paris.]

1909 a.—Note on the treatment by radium of lymphatic obstruction (cervical, submaxillary, and axillary) in a patient suffering from *Filaria nocturna*, with comments by H. Dominici and R. Havelock Charles <Lancet, Lond. (4482), v. 177, v. 2 (4), July 24, pp. 224-225. [W<sup>a</sup>, W<sup>m</sup>, W<sup>c</sup>.]

1909 b.—Idem. [Abstract] <Med. Rec., N. Y. (2023), v. 76 (7), Aug. 14, p. 282. [W<sup>a</sup>, W<sup>m</sup>, W<sup>c</sup>.]

1909 c.—Radium treatment of filariasis. [Editorial] <Ibidem (2025), v. 76 (9), Aug. 28, p. 358. [W<sup>a</sup>, W<sup>m</sup>, W<sup>c</sup>.]

1909 d.—Idem. [Editorial abstract of 1909 a] <Lancet, Lond. (4482), v. 177, v. 2 (4), July 24, pp. 240-241. [W<sup>a</sup>, W<sup>m</sup>, W<sup>c</sup>.]

1909 e.—Radiumbehandlung der *Filaria*-Krankheit. [Abstract of 1909 a] <Deutsche med. Wchschr., Leipz., v. 35 (32), 12. Aug., p. 1405. [W<sup>a</sup>, W<sup>m</sup>.]

WARDEN, C. C. [Ph. B., M. D., Nashville, Tenn.]

1899 a.—The use of quinin in malarial hemoglobinuria <Phila. M. J. (72), v. 3 (19), May 13, pp. 1063-1066. [W<sup>a</sup>, W<sup>m</sup>, W<sup>c</sup>.]

WARDEU. See Warden.

WARDROP, D.

1905 a.—Report on five cases of *Bilharzia* <J. Roy. Army Med. Corps, Lond., v. 7 (3), Sept., pp. 282-283. [W<sup>a</sup>, W<sup>m</sup>.]

1907 a.—Idem. [Abstract by Scheube] <Arch. f. Schiffs- u. Tropen-Hyg., Leipz., v. 11 (3), Feb., p. 99. [W<sup>m</sup>.]

WARENIUS, HENRICUS.

1605 a.—Nosologia seu adfectuum humanorum curatio hermetica et Galenica [etc.]. 10 p. l., 240 pp. 16°. Lipsiæ. [W<sup>m</sup>.]

WARFIELD, LOUIS M. [A. B., M. D., Savannah, Ga.]

1904 a.—Observations on uncinariasis <Am. Med., Phila., v. 7 (2), Jan. 9, pp. 60-62. [W<sup>a</sup>, W<sup>m</sup>, W<sup>c</sup>.]

## WARFIELD, LOUIS M.—Continued.

- 1904 b.—Idem. [Abstract] <Med. Rec., N. Y. (1732), v. 65 (3), Jan. 16, p. 108. [W<sup>a</sup>, W<sup>m</sup>, W<sup>c</sup>.]
- 1904 c.—Idem. [Abstract of 1904 a] <N. York M. J. [etc.] (1311), v. 79 (3), Jan. 16, pp. 133-134. [W<sup>a</sup>, W<sup>m</sup>, W<sup>c</sup>.]
- 1904 d.—Idem. [Abstract of 1904 a] <J. Am. M. Ass., Chicago, v. 42 (4), Jan. 23, p. 267. [W<sup>a</sup>, W<sup>m</sup>.]
- 1904 e.—Ankylostomiasis. [Abstract of 1904 a] <J. Trop. M., Lond., v. 7 (3), Feb. 1, p. 47. [W<sup>a</sup>, W<sup>m</sup>.]
- 1904 f.—Grave anæmia due to hook-worm infection. [Read before Georgia Med. Soc.] <Med. Rec., N. Y. (1756), v. 66 (1), July 2, pp. 9-12. [W<sup>a</sup>, W<sup>m</sup>, W<sup>c</sup>.]
- 1904 g.—Idem. [Abstract by Helen Murphy] <Am. Med., Phila., v. 8 (2), July 9, p. 76. [W<sup>a</sup>, W<sup>m</sup>, W<sup>c</sup>.]
- 1904 h.—Idem. [Abstract of 1904 f] <N. York M. J. [etc.] (1336), v. 80 (2), July 9, p. 79. [W<sup>a</sup>, W<sup>m</sup>, W<sup>c</sup>.]
- 1905 a.—Idem. [Abstract of 1904 f, by Buschan] <Arch. f. Schiffs- u. Tropen-Hyg., Leipz., v. 9 (11), Nov., pp. 522-523. [W<sup>m</sup>.]
- 1906 a.—Uncinariasis (hook-worm disease); its relation to grave anæmia. [Read before N. Mo. M. Ass., Moberly, Mo., June 21-22] <St. Louis M. Rev. (1311), v. 54 (15), Oct. 13, pp. 333-336. [W<sup>m</sup>.]

## WARFVINGE, F. W.

- 1875 a.—Kort redogörelse för undersökningarna af svinkätt med afseende på trinker å Stockholms köttbesiktningens byråer under decenniet Juni 1865-Juni 1875 <Nord. med. Ark., Stockholm, v. 7, pt. 3 (18), 7 pp. [W<sup>m</sup>.]
- [1876 a].—[Fall af trichinosis] <Förh. Svenska Läk.-Sällsk. Sammank., Stockholm, pp. 182-183. [W<sup>m</sup>.]

## WARING, ALFRED.

- 1893 a.—Simultaneous expulsion of *Tænia mediocanellata* and *Ascarides lumbricoides* <Brit. M. J., Lond. (1721), v. 2, Dec. 23, p. 1375. [W<sup>a</sup>, W<sup>m</sup>.]

## WARING, EDWARD JOHN. [M. D.] [1819-1891.]

- 1854 a.—A manual of practical therapeutics, considered chiefly with reference to articles of the materia medica. xxxi+755 pp. 8°. London. [W<sup>m</sup>.]
- [?1857 a].—On elephantiasis as it exists in Travancore. 36 pp. 8°. [Calcutta.] [W<sup>m</sup>.]
- 1860 a.—Notes on some of the principal indigenous anthelmintics of India <Indian Ann. M. Sc., Calcutta (12), v. 6, July, 1859, pp. 371-395. [W<sup>m</sup>.]
- 1860 b.—Idem. Reprint. 25 pp. 8°. [Calcutta.] [W<sup>m</sup>.]
- 1866 a.—Practical therapeutics. From 2. Lond. ed. xii+13-815 pp. 8°. Philadelphia. [W<sup>m</sup>.]
- 1867 a.—Notes on *Dracunculus*. [Abstract of paper read June 25] <Proc. Roy. M. & Chir. Soc. Lond., v. 5 (8), pp. 316-319. [W<sup>m</sup>.]
- 1871 a.—A manual of practical therapeutics, considered chiefly with reference to articles of the materia medica. 3. ed., viii+875 pp. 12°. London. [W<sup>m</sup>.]
- 1886 a.—Idem. Edited by Dudley W. Buxton. 4. ed., xxviii+638 pp. 8°. London. [W<sup>m</sup>.]
- 1886 b.—Idem. 4. ed., xxix+9-666 pp. 8°. Philadelphia. [W<sup>m</sup>.]

## WARING, H. J. [M. S., B. Sc., F. R. C. S.]

- 1898 a.—Hydatid cysts of the liver. (*In his* Erasmus Wilson lectures [etc.]) <Brit. M. J., Lond. (1941), v. 1, Mar. 12, pp. 675-676. [W<sup>a</sup>, W<sup>m</sup>.]

## WARNATZ. [Med.-Rath, Dr.]

- 1869 a.—Ueber eine im October 1868 entstandene Epidemie von Trichinose in Röhrsdorf bei Wilsdruff und Umgegend <Sitzungsb. d. Gesellsch. f. Nat.- u. Heilk. zu Dresd. (1868-69), v. 2, Oct.-Mai, pp. 96-99. [W<sup>m</sup>.]

## WARNECKE, GEORG.

- 1893 a.—Beitrag zur Operation und pathologischen Anatomie des *Cysticercus intraocularis*, Diss. 59 pp. 8°. Göttingen. [W<sup>m</sup>.]

WARNEFORD, W. J. J.

1890 a.—The scab acts and their requirements <Agric. J., Cape Town, v. 3 (2), Oct. 30, pp. 81-83. [W<sup>a</sup>.]

WARNER, L. F. [M. D., Boston.]

1872 a.—*Tænia* in its relation to gynecology. [Abstract of paper read Dec. 19, 1871] <J. Gynec. Soc., Bost., v. 7 (1), July, p. 3. [W<sup>m</sup>.]

WARNER, LEVI F. [1822-1889.]

1892 a.—*Materia medica and therapeutics*. A manual for students and practitioners. 223 pp. 8°. Philadelphia. [W<sup>m</sup>.]

WARNER, L. H. [A. M., Ph. G., M. D., New York.]

1898 a.—The cultivation of the *Plasmodium malariae* and the rational treatment of malarial disease. [Read before Mississippi Valley Med. Ass., Oct. 14] <N. York M. J. (1045), v. 68 (24), Dec. 10, pp. 835-840, 15 figs., 3 pls., 12 figs. [W<sup>a</sup>, W<sup>m</sup>, W<sup>c</sup>.] [Also reprint: W<sup>m</sup>.]

1905 a.—The Warner-Ziemann-Romanowsky staining method <Med. Fortnightly, St. Louis, v. 28 (1), July 10, pp. 323-324, 1 fig. [W<sup>m</sup>.]

WARNER, W. H. (jr.).

1897 a.—Hog lice. [Letter to editor] <Am. Swincherd, Chicago, v. 14 (8), Aug., p. 20. [W<sup>a</sup>.]

WAROT, MAURICE. [1878- .]

1905 a.—Contribution à l'étude des kystes hydatiques de la rate. Thèse. 95 pp. 8°. Lyon. [W<sup>m</sup>.]

WARREN, A.

1905 a.—The eradication of scab. [Letter to editor] <Agric. J., Cape Town, v. 26 (5), May, pp. 722-723. [W<sup>a</sup>, W<sup>c</sup>.]

WARREN, B. H. [M. D.] [See also Pearson, Leonard; & Warren, B. H.]

1897 a.—Pt. 2: Enemies of poultry. xxiv+749 pp., pls., table. 4°. [Harrisburg.] [W<sup>c</sup>.] [For pt. 1, see Pearson, Leonard, 1897 a.]

WARREN, ERNEST. [D. Sc., Asst. Prof., Zool., Univ. Coll., London; Director, Natal Govt. Mus.]

1903 a.—On the anatomy and development of *Distomum cirrigerum* v. Bær <Quart. J. Micr. Sc., Lond., n. s. (187), v. 47 (3), Dec., pp. 273-301, pls. 24-26, figs. 1-18. [W<sup>a</sup>, W<sup>m</sup>, W<sup>c</sup>.]

1904 a.—Structure and development of *Distomum cirrigerum*. [Abstract of 1903 a] <J. Roy. Micr. Soc., Lond. (3), June 15, p. 311. [W<sup>a</sup>, W<sup>m</sup>, W<sup>c</sup>.]

1905 a.—On the anatomy and development of *Distomum cirrigerum* v. Bær. [Abstract of 1903 a, by von Linstow] <Arch. f. Naturg., Berl. (1899), 65. J., v. 2 (3), Nov., p. 413. [W<sup>a</sup>, W<sup>c</sup>.]

1906 a.—On *Bertramia kirkmani* sp. nov.; a *Myxosporidium* occurring in a South African rotifer <Ann. Natal Govt. Mus., Lond., v. 1 (1), June, pp. 7-17, pl. 6, figs. 1-19. [W<sup>a</sup>.]

1906 b.—Myxosporidian in South African rotifer. [Abstract of 1906 a] <J. Roy. Micr. Soc., Lond. (6), Dec., p. 683. [W<sup>a</sup>, W<sup>m</sup>, W<sup>c</sup>.]

1907 a.—Note on the larva of a fly (*Sarcophaga* sp.) occurring in the human intestine <Ann. Natal Govt. Mus., Lond., v. 1 (2), Mar. 8, pp. 215-218. [W<sup>c</sup>.]

1907 b.—On *Bertramia kirkmani* sp. nov.; a *Myxosporidium* occurring in a South African rotifer. [Abstract of 1906 a, by F. Mesnil] <Bull. de l'Inst. Pasteur, Par., v. 5 (15), 15 août, pp. 668-669. [W<sup>a</sup>, W<sup>m</sup>.]

1907 c.—*Sarcophaga* larva in human intestine. [Abstract of 1907 a] <J. Roy. Micr. Soc., Lond. (6), Dec., p. 673. [W<sup>a</sup>, W<sup>m</sup>, W<sup>c</sup>.]

WARREN, IRA [A. M., M. D.]; & SMALL, A. E. [A. M., M. D.]

1898 a.—New Warren's household physician, enlarged and revised, being a brief description, in plain language, of all the diseases of men, women and children, with the latest and most approved methods of treatment. Allopathic department revised by William Thorndike. Homeopathic department revised by J. Heber Smith. 981 pp., port., 2 manikins, 262 figs., 16 pls. 8°. Boston. [W<sup>m</sup>.]

53701°—Bull. 39, pt 33—11—3

- WARREN, R.  
1895 a.—Flocks and farms scab-free for several years <Agric. J., Cape Town, v. 8 (24), Nov. 28, p. 636. [W<sup>a</sup>, W<sup>c</sup>.]
- VAN WART. *See* Van Wart.
- WARTANOFF, A. J. *See* Vartanov, A. I.
- WARTENA, RUURD.  
1874 a.—Een geval van *Echinococcus hepatis*. Diss. (Groningen). 2 p. l., 35 pp. 8°. Amsterdam. [W<sup>m</sup>.]
- WARTMANN, C. L. [Dr.]  
1886 a.—Kyste hydatique du foie guéri par une seule ponction, urticaire <Rev. méd. de la Suisse Rom., Genève, v. 6 (2), 15 fév., pp. 103-105. [W<sup>m</sup>.]
- WARTNABY, G. [M. R. C. V. S., Burton-on-Trent.]  
1892 a.—Hoose or husk in calves. [Read before Midland Counties Vet. Med. Ass.] <Veterinarian, Lond. (769), v. 65, 4. s. (445), v. 38, Jan., pp. 52-54; (770), 4. s. (446), Feb., pp. 107-111; discussion, pp. 111-115. [W<sup>a</sup>, W<sup>m</sup>.]
- WARWICK, H. B. *See* Simms, B. B.; & Warwick, H. B.
- WAS, JOHANNES.  
1790 a.—Waarneming omtrent eenen worm (*Lumbricus*) door een gezwel by den navel ontlast <Verhandel. u. d. h. zeeuwsch Genootsch. d. Wetensch. te Vlissingen, Middelburg, v. 14, pp. 473-484. [W<sup>c</sup>.]
- WASASTJERNA, OSWALD. [Docent.]  
1876 a.—Ett fall af progressiv perniciosi anämi. [Read 1 apr.] <Finska läk.-sällsk. handl., Helsingfors, v. 18 (1), 1 apr., pp. 47-51. [W<sup>m</sup>.]
- WASDIN, EUGENE. [M. D., Charleston, S. C.]  
1891 a.—Case of *Ameba* dysentery; with autopsy <Med. News, Phila. (986), v. 59 (23), Dec. 5, pp. 656-657. [W<sup>a</sup>, W<sup>m</sup>.]
- WASHBOURN, J. W.  
1900 a.—Notes on gastro-enteritis, dysentery, and enteric fever <Brit. M. J., Lond. (2059), v. 1, June 16, pp. 1454-1456. [W<sup>a</sup>, W<sup>m</sup>.]  
1901 a.—Introductory remarks by the president on some pathological notes from South Africa <Ibidem (2124), v. 2, Sept. 14, pp. 699-701. [W<sup>a</sup>, W<sup>m</sup>.]  
1905 a.—Notes on gastro-enteritis, dysentery and enteric fever. [Abstract of 1900 a, by Max. Luehe] <Jahresb. ü. d. Fortsch. in d. Lehre v. d. path. Mikroorganism. [etc.] [Baumgarten, Leipz. (1902), v. 18, p. 669. [W<sup>a</sup>, W<sup>m</sup>.]
- WASHBURN, F. L. [A. M., Minn. State Entomol., St. Anthony Park, Minn.]  
1903 a.—*Gastrophilus epilepsalis*, French <Canad. Entom., Lond., Ont., v. 35 (11), Nov., pp. 320-321. [W<sup>a</sup>, W<sup>c</sup>.]  
1903 b.—Dr. Foster's *Gastrophilus epilepsalis* French. An entomological curiosity <St. Paul M. J., St. Paul, Minn., v. 5 (11), Nov., pp. 842-843. [W<sup>m</sup>.] [See Foster, Burnside, 1903, Ibidem (10), Oct., pp. 772-773.]  
1904 a.—A parasitic maggot, *Gastrophilus epilepsalis* (?), in the skin of an infant <J. Am. M. Ass., Chicago, v. 42 (3), Jan. 16, pp. 172-173, 1 fig. [W<sup>a</sup>, W<sup>m</sup>.]  
1904 b.—Idem. [Abstract] <Med. Rec., N. Y. (1733), v. 65 (4), Jan. 23, p. 148. [W<sup>a</sup>, W<sup>m</sup>, W<sup>c</sup>.]  
1904 c.—Parasitische Larve. [Abstract of 1904 a] <Deutsche med. Wchnschr., Leipz., v. 30 (7), 11. Feb., p. 255. [W<sup>a</sup>, W<sup>m</sup>.]  
1904 d.—Idem. [Abstract of 1904 a, by Klett] <Fortsch. d. Vet.-Hyg., Berl., v. 2 (4), Juli, p. 136. [W<sup>a</sup>.]  
1905 a.—The biting position of *Anopheles*. [A reply to John B. Smith] <Science, N. Y., n. s. (528), v. 21, Feb. 10, p. 228. [MS. dated Jan. 19.] [W<sup>a</sup>, W<sup>m</sup>, W<sup>c</sup>.] [See Smith, John Bernhard, 1905 b.]  
1905 b.—Diptera of Minnesota: Two-winged flies affecting the farm, garden, stock and household <Bull. 93, Minnesota Agric. Exper. Station, St. Anthony Park, Dec., pp. 5-168, figs. 1-163, pls. 1-2. [W<sup>a</sup>.]

- VON WASIELEWSKI, THEODOR KARL WILHELM NICHOLAS. [Prof., Heidelberg.]  
[1868—.]
- 1893 a.—Die Keimzone in den Genitalschläuchen von *Ascaris megaloccephala* <Arch. f. mikr. Anat., Bonn, v. 41 (2), 15. Apr., pp. 324–337, pl. 19, figs. 1–16. [W<sup>m</sup>.]
- 1893 b.—Germinal zone of *Ascaris megaloccephala*. [Abstract of 1893 a] <J. Roy. Micr. Soc., Lond., 2. s., v. 13 (4), Aug., p. 477. [W<sup>a</sup>, W<sup>m</sup>, W<sup>c</sup>.]
- 1896 a.—Sporozoenkunde. Ein Leitfaden für Aerzte, Thierärzte u. Zoologen. viii+162 pp., 111 figs. 8°. Jena. [W<sup>a</sup>.]
- 1897 a.—Ueber die Form und Färbbarkeit der Zelleinschlüsse bei Vaccinimpfungen (*Cytoryctes vaccinae* Guarnieri) <Centralbl. f. Bakteriologie. [etc.], Jena, 1. Abt., v. 21 (24–25), 10. Juli, pp. 901–913, pl. 7, figs. 1–20. [W<sup>a</sup>, W<sup>m</sup>.]
- 1898 a.—Ueber geißeltragende Coccidienkeime <Ibidem, v. 24 (2–3), 30. Juli, pp. 71–78. [W<sup>a</sup>, W<sup>m</sup>.]
- 1901 a.—Impfversuche mit *Hamamoeba* spec. inc. (Syn. *Protozooma*) <Hyg. Rundschau, Berl., v. 11 (14), 15. Juli, pp. 675–676. [W<sup>a</sup>, W<sup>m</sup>.]
- 1901 b.—Beiträge zur Kenntniss des Vaccine-Erregers <Ztschr. f. Hyg. u. Infectiouskrankh., Leipz., v. 38 (2), 4. Oct., pp. 212–318, pls. 1–5. [W<sup>a</sup>, W<sup>m</sup>.]
- 1901 c.—Ueber die Verbreitung und künstliche Uebertragung der Vogelmalaria <Arch. f. Hyg., München & Leipz., v. 41 (1), pp. 68–84. [W<sup>a</sup>, W<sup>m</sup>.]
- 1902 a.—Idem. [Abstract by Kisskalt] <Centralbl. f. Bakteriologie. [etc.], Jena, 1. Abt., v. 31 (2), 23. Jan., Ref., p. 43. [W<sup>a</sup>, W<sup>m</sup>, W<sup>c</sup>.]
- 1902 b.—Impfversuche mit *Hamamoeba* spec. inc. (Syn. *Protozooma*). [Abstract of 1901 a, by Georg Jochmann] <Ibidem (13), 12. Apr., Ref., p. 407. [W<sup>a</sup>, W<sup>m</sup>, W<sup>c</sup>.]
- 1902 c.—Idem. [Abstract of 1901 a, by Bassenge] <Arch. f. Schiffs- u. Tropen-Hyg., Leipz., v. 6 (2), Feb., p. 70. [W<sup>m</sup>.]
- 1902 d.—Ueber die *Trypanosoma*-Infektion. Mit Demonstration von Mikrophotogrammen <Verhandl. d. 5. internat. Zool.-Cong. zu Berl. (12.–16. Aug. 1901), Jena, pp. 424–428. [W<sup>a</sup>, Lib. Stiles.]
- 1902 e.—[Note to Koch, Max., 1902 a] <Ibidem, pp. 683–684. [W<sup>a</sup>, Lib. Stiles.]
- 1903 a.—Impfversuche mit *Hamamoeba* spec. inc. (Syn. *Protozooma*). [Abstract of 1901 a, by Max. Luehe] <Zool., Centralbl., Leipz., v. 10 (20–21), 30. Oct., pp. 720–721. [W<sup>a</sup>, W<sup>s</sup>.]
- 1903 b.—Ueber die Verbreitung und künstliche Uebertragung der Vogelmalaria. [Abstract of 1901 c, by Max. Luehe] <Ibidem, pp. 720–721. [W<sup>a</sup>, W<sup>s</sup>.]
- 1903 c.—Thierische Parasiten <Encykl. d. mikr. Technik, Berl. & Wien, v. 2, pp. 1084–1094. [W<sup>a</sup>.]
- 1904 a.—Studien und Mikrophotogramme zur Kenntnis der pathogenen Protozoen. 1. Heft, v pp., 1 l., 118 pp., 24 figs., 7 pls. 8°. Leipzig. [W<sup>a</sup>.]
- 1904 b.—Ueber infektiöse Epithelerkrankungen und ihre Beziehungen zu den Epitheliomen (mit Projektionen). [Abstract of paper read before Komitee für Krebsforschung, 21. Jan.] <Deutsche med. Wchnschr., Leipz., v. 30 (28), 7. Juli, pp. 1043–1044; discussion, pp. 1044–1046. [W<sup>a</sup>, W<sup>m</sup>.]
- 1905 a.—Tierische Blutparasiten. [Secretary's abstract of paper read before naturf. Gesellsch., Freiburg i. Br., 18. Jan.] <Ibidem, v. 31 (16), 20. Apr., p. 656. [W<sup>a</sup>, W<sup>m</sup>.]
- 1905 b.—Ueber die *Trypanosoma*-Infektion. [Abstract of 1902 d, by Max. Luehe] <Jahresb. ü. d. Fortsch. in d. Lehre v. d. path. Mikroorganism. [etc.] [Baumgarten], Leipz. (1902), v. 18, p. 683. [W<sup>a</sup>, W<sup>m</sup>.]
- 1907 a.—Protozoaires pathogènes. [Read before 14. Cong. internat. d'hyg. et de démog., Berl., 23–29 sept.] <Rev. d'hyg., Par., v. 29 (9–10), sept.–oct., pp. 848–849. [W<sup>a</sup>, W<sup>m</sup>.]
- 1907 b.—Idem <Presse méd., Par., v. 15 (80), 5 oct., p. 638. [W<sup>a</sup>, W<sup>m</sup>.]
- 1907 c.—Pathogenic Protozoa. [Abstract of paper read before 1. Internat. Cong. Hyg. & Demog.] <Brit. M. J., Lond. (2442), v. 2, Oct. 19, pp. 1075–1076. [W<sup>a</sup>, W<sup>m</sup>.]

- VON WASIELEWSKI, THEODOR KARL WILHELM NICHOLAS—Continued.
- 1908 a.—Studien und Mikrophotogramme zur Kenntnis der pathogenen Protozoen. 2. Heft, iv+175 pp., 26 figs., 8 pls. 8°. Leipzig. [W<sup>a</sup>.]
- 1908 b.—Idem. [Abstract by Knuth] <Berl. tierärztl. Wchnschr. (21), 21. Mai, p. 384. [W<sup>a</sup>, W<sup>m</sup>.]
- 1908 c.—Demonstration von Mikrophotogrammen des Erregers des Orientbeule. [Abstract of remarks before 2. Tag. d. Freien Vereinig. f. Mikrob., Berl., 11.–13. Juni] <Deutsche med. Wchnschr., Leipz., v. 34 (48), 26. Nov., p. 2099; discussion, p. 2099. [W<sup>a</sup>, W<sup>m</sup>.]
- 1908 d.—Idem. [Abstract by O. Lentz] <Berl. klin. Wchnschr., v. 45 (44), 2. Nov., p. 1996; discussion, p. 1996. [W<sup>a</sup>, W<sup>m</sup>.]
- 1909 a.—Studies and micro-photographs of the pathogenic Protozoa. [Abstract of 1908 a.] <Exper. Station Rec., Wash., v. 20 (6), Feb., p. 584. [W<sup>a</sup>.]
- VON WASIELEWSKI, THEODOR KARL WILHELM NICHOLAS; & HIRSCHFELD [Dr.].
- 1909 a.—Zur Technik der Amöbenuntersuchung <Hyg. Rundschau, Berl., v. 19 (16), 15. Aug., pp. 925–930. [W<sup>a</sup>.]
- 1909 b.—Idem. [Abstract by K. Kutscher] <Berl. klin. Wchnschr., v. 46 (39), 27. Sept., p. 1775. [W<sup>a</sup>, W<sup>m</sup>.]
- 1910 a.—Idem. [Abstract of 1909 a, by Sachs-Mücke] <Centralbl. f. Bakteriologie [etc.], Jena, 1. Abt., v. 45 (11), 13. Jan., Ref., p. 346. [W<sup>a</sup>, W<sup>m</sup>.]
- VON WASIELEWSKI, THEODOR KARL WILHELM NICHOLAS; & SENN, G.
- 1900 a.—Beiträge zur Kenntniss der Flagellaten des Rattenblutes <Ztschr. f. Hyg. u. Infectiouskrankh., Leipz., v. 33 (3), 1. Mai, pp. 444–472, pls. 7–9. [W<sup>a</sup>, W<sup>m</sup>.] [Also reprint: Lib. Stiles.]
- 1900 b.—Idem. [Abstract by Bassenge] <Arch. f. Schiffs- u. Tropen-Hyg., Leipz., v. 4 (5), pp. 331–332. [W<sup>m</sup>.]
- WASMANN, E. [S. J., Luxemburg.]
- 1898 a.—*Thoricetus foreli* als Ectoparasit der Ameisenfühler <Zool. Anz., Leipz. (564), v. 21, 18. Juli, pp. 435–436. [W<sup>a</sup>, W<sup>m</sup>, W<sup>c</sup>.]
- 1898 b.—Eine Ameisenkolonie durch Nematoden zerstört <Tijdschr. v. Entom., 's Gravenhage, Deel 41 (1), 30. Juli, pp. 18–19. [W<sup>a</sup>, W<sup>c</sup>.]
- 1902 a.—Zur Kenntniss der myrmecophilen *Antennophorus* und anderer auf Ameisen und Termiten reitender Acarinen <Zool. Anz., Leipz. (661), v. 25, 13. Jan., pp. 66–76. [W<sup>a</sup>, W<sup>m</sup>.]
- 1902 b.—Idem. [Abstract by K. Escherich] <Zool. Centralbl., Leipz., v. 9 (26), 30. Dec., pp. 861–862. [W<sup>a</sup>, W<sup>s</sup>.]
- 1904 a.—Zur Kenntnis der Gäste der Treiberameisen und ihrer Wirthe am oberen Congo, nach den Sammlungen und Beobachtungen von P. Herm. Kohl C. SS. C. <Zool. Jahrb., Jena, Suppl. 7, Festschr. z. 70. Geburtst. A. Weismann, pp. 611–682, pls. 31–33, figs. 1–18. [W<sup>a</sup>, W<sup>s</sup>.]
- WASSALL, J. J. See Vassall, J. J.
- WASSBURN. See Washburn.
- WASSERFUHR, HERMANN. [Dr., Strassburg.]
- 1877 a.—Ueber das Umthöige und Unzweckmässige eines Reichsgesetzes, betreffend allgemeine mikroskopische Untersuchung des Schweinefleisches auf Trichinen <Deutsche Vrtljschr. f. öff. Gsundhspf., Brnschw., v. 9 (4), pp. 825–833. [W<sup>m</sup>.]
- (1882 a).—Der Gesundheitszustand in Elsass-Lothringen während des Jahres 1881. 146 pp. Strassburg.
- 1884 a.—In wie weit hat sich die in verschiedenen Gegenden Deutschlands eingeführte obligatorische Trichinenschau zur Verhütung der Trichinenkrankheit bewährt? [Read 20. Sept.] <Tagebl. d. Versamml. deutsch. Naturf. u. Aerzte, Magdeburg, v. 57 (4), 22. Sept., pp. 282–284. [W<sup>m</sup>.]
- 1885 a.—Idem. [Abstract] <Deutsche Vrtljschr. f. öff. Gsundhspf., Brnschw., v. 17 (1), pp. 102–103. [W<sup>m</sup>.]
- 1891 a.—Die angebliche Gesundheitsschädlichkeit des amerikanischen Schweinefleisches <Hyg. Rundschau, Berl., v. 1 (7), 1. Apr., pp. 246–252. [W<sup>a</sup>, W<sup>m</sup>.]

## WASSERFUHR, HERMANN—Continued.

- 1891 b.—Die französische Hygiene gegenüber dem amerikanischen Schweinefleisch <Deutsche med. Wehnschr., Leipz. & Berl., v. 17 (22), 28. Mai, pp. 741-742. [W<sup>a</sup>, W<sup>m</sup>.]
- 1891 c.—Zur Trichinenkrankheit an Bord der "Nixe" in Iquique <Ibidem (35), 27. Aug., p. 1043. [W<sup>a</sup>, W<sup>m</sup>.]
- 1892 a.—Idem. [Abstract by E. Roth] <Hyg. Rundschau, Berl., v. 2 (1), Jan. 1, p. 24. [W<sup>a</sup>, W<sup>m</sup>.]
- 1892 b.—Die Kosten der Trichinenschau in Berlin <Ibidem (3), Feb., pp. 81-83. [W<sup>a</sup>, W<sup>m</sup>.]
- 1892 c.—Idem. [Abstract] <Ztschr. f. Fleisch- u. Milchhyg., Berl., v. 2 (7), Apr., p. 131. [W<sup>a</sup>, W<sup>m</sup>.]
- 1892 d.—Die französische Hygiene gegenüber dem amerikanischen Schweinefleisch. [Abstract of 1891 b, by Kuebler] <Centralbl. f. Bakteriol. [etc.], Jena, v. 11 (19), 7. Mai, pp. 603-604. [W<sup>a</sup>, W<sup>m</sup>, W<sup>e</sup>.]
- 1892 e.—Trichinose im Königreich Bayern <Deutsche med. Wehnschr., v. 18 (7), 18. Feb., pp. 154-155. [W<sup>a</sup>, W<sup>m</sup>.]
- 1892 f.—Idem. [Abstract] <Ztschr. f. Fleisch- u. Milchhyg., Berl., v. 2 (11), Aug., p. 213. [W<sup>a</sup>, W<sup>m</sup>.]
- 1892 g.—Idem. [Abstract of 1892 e, by Kuebler] <Centralbl. f. Bakteriol. [etc.], Jena, v. 12 (15), 7. Oct., pp. 525-526. [W<sup>a</sup>, W<sup>m</sup>, W<sup>e</sup>.]

## WASSERMANN, A.; NEISSER, ALBERT; &amp; BRUCK, C.

- 1906 a.—Eine serodiagnostische Reaktion bei Syphilis <Deutsche med. Wehnschr., Leipz., v. 32 (19), 10. Mai, pp. 745-746. [W<sup>a</sup>, W<sup>m</sup>.]
- 1906 b.—Idem. [Abstract by Besredka] <Bull. de l'Inst. Pasteur, Par., v. 4 (13), 15 juillet, pp. 569-570. [W<sup>a</sup>, W<sup>m</sup>.]
- 1906 c.—Idem. [Abstract of 1906 a, by Gierke] <Centralbl. f. allg. Path. u. path. Anat., Jena, v. 17 (15), 15. Aug., p. 622. [W<sup>a</sup>, W<sup>m</sup>.]
- 1906 d.—Idem. [Abstract of 1906 a, by Georg Schmidt] <Centralbl. f. Bakteriol. [etc.], Jena, 1. Abt., v. 39 (4-5), 19. Dec., Ref., p. 154. [W<sup>a</sup>, W<sup>m</sup>.]

## WASSERTHAL, J. [Dr., Karlsbad.]

- 1907 a.—Ueber die Bedeutung von Flagellaten im Stuhl bei Achylia gastrica <Arch. f. Verdauungskr., Berl., v. 13 (3), 20. Juni, pp. 259-264. [W<sup>m</sup>.]
- 1908 a.—Idem. [Abstract by G. Liebermeister] <Centralbl. f. allg. Path. u. path. Anat., Jena, v. 19 (12), 30. Juni, pp. 521-522. [W<sup>a</sup>, W<sup>m</sup>.]

## WATERHOUSE, CHARLES OWEN.

- 1902 a.—Index zoologicus. An alphabetical list of names of genera and subgenera proposed for use in zoology as recorded in the "Zoological Record" 1880-1900, together with other names not included in the "Nomenclator zoologicus" of S. H. Scudder. Compiled (for the Zoological Society of London) . . . and edited by David Sharp. xii+[421] pp. 8°. London. [W<sup>a</sup>.]

## WATERMAN, JAMES SEARS. See Edwards, William A.; &amp; Waterman, James Sears.

## WATERMEYER, C. J.

- 1889 a.—Scab. Notes by a Cape farmer on a recent Australian tour <Agric. J., Cape Town, v. 1 (22), May 23, pp. 182-183. [W<sup>a</sup>.]
- 1891 a.—Scab in Australia <Ibidem, v. 4 (4), Aug. 27, p. 51. [W<sup>a</sup>, W<sup>e</sup>.]

## WATERS, ERNEST EDWIN. [Supt., Medical Officer, Port Blair.]

- 1903 a.—Malaria as seen in the Andamans penal settlement <Lancet, Lond. (4163), v. 164, v. 1 (24), June 13, pp. 1657-1662. [W<sup>a</sup>, W<sup>m</sup>, W<sup>e</sup>.]
- 1903 b.—Idem. [Abstract] <Deutsche med. Wehnschr., Leipz., v. 29 (26), 25. Juni, Litt.-Beilage, p. 158. [W<sup>a</sup>, W<sup>m</sup>.]
- 1903 c.—Idem. [Abstract of 1903 a] <N. York M. J. [etc.] (1283), v. 78 (1), July 4, p. 39. [W<sup>a</sup>, W<sup>m</sup>, W<sup>e</sup>.]
- 1903 d.—Malaria in the Andamans. [Abstract of 1903 a] <Brit. M. J., Lond. (2229), v. 2, Sept. 19, p. 676. [W<sup>a</sup>, W<sup>m</sup>.]

WATERS, ERNEST EDWIN—Continued.

1903 e.—Idem. [Abstract of 1903 a, by Schoedel] <Centralbl. f. allg. Path. u. path. Anat., Jena, v. 14 (20), 31. Oct., p. 851. [W<sup>a</sup>, W<sup>m</sup>.]

1903 f.—Idem. [Same as 1903 a] <Indian M. Gaz., Calcutta, v. 38 (11), Nov., pp. 419-420; (12), Dec., pp. 444-448. [W<sup>m</sup>.]

1904 a.—Idem [continued] <Ibidem, v. 39 (1), Jan., pp. 7-11. [W<sup>m</sup>.]

1904 b.—Idem. [Abstract by Ruge] <Arch. f. Schiffs- u. Tropen-Hyg., Leipz., v. 8 (6), Juni, pp. 269-270. [W<sup>m</sup>.]

1906 a.—Idem. [Abstract of 1903 f, by Max. Luehe] <Jahresb. ü. d. Fortschr. in d. Lehre v. d. path. Mikroorganism. [etc.] [Baumgarten], Leipz. (1904), v. 20, p. 118. [W<sup>a</sup>, W<sup>m</sup>.]

WATERS, H. G. [Dr.]

1909 a.—Bronchial spirochætosus in India. [Secretary's abstract of paper read before Soc. Trop. Med. & Hyg., Feb. 19] <Brit. M. J., Lond. (2514), v. 1, Mar. 6, pp. 600-601. [W<sup>a</sup>, W<sup>m</sup>.]

WATERSTON, JAMES. [B. D., B. Sc.]

1906 a.—On some invertebrates from St. Kilda <Ann. Scottish Nat. Hist., Edinb. (59), July, pp. 150-153. [W<sup>a</sup>.]

1906 b.—On some Scottish Siphonaptera <Ibidem (60), Oct., pp. 211-214. [W<sup>a</sup>.]

WATKINS, C. D. [Roy. Vet. College, Edinburgh.]

1891 a.—Follicular mange in the dog <J. Comp. Path. & Therap., Edinb. & Lond., v. 4 (1), Mar. 31, pp. 67-68. [W<sup>a</sup>, W<sup>m</sup>.]

WATKINS, LYMAN. [M. D., Prof., Physiol., Eclectic Med. Inst., Cincinnati, Ohio.]

1895 a.—An eclectic compendium of the practice of medicine. 457 pp. 12<sup>c</sup>. Cincinnati. [W<sup>m</sup>.]

WATKINS, ROBERT L. [M. D., New York.]

1898 a.—The Cuban fever plasmodium. [Read before Med. Soc. County of New York, Nov. 28] <Med. News, N. Y. (1353), v. 73 (25), Dec. 17, pp. 781-782, figs. 1-3. [W<sup>a</sup>, W<sup>m</sup>, W<sup>c</sup>.]

WATKINS, T. [Dr., Havre-de-Grace.]

1806 a.—Case of a worm discharged apparently from the lungs. [Letter to editor, dated May 7, 1805] <Phila. M. Museum, v. 2 (1), pp. 33-34. [W<sup>m</sup>, W<sup>c</sup>.]

WATKINS, T. H. [M. D., Lake Charles, La.]

1901 a.—The treatment of malarial hematuria <Therap. Gaz., Detroit, v. 25, 3. s., v. 17 (5), May 15, pp. 291-292. [W<sup>a</sup>, W<sup>m</sup>.]

1901 b.—Die Behandlung der Hämaturie bei Malaria. [Abstract of 1901 a, by Classen] <Therap. Monatsh., Berl., v. 15, Nov., pp. 597-598. [W<sup>m</sup>.]

WATKINS, V. E. [M. D., Med. Dept., U. S. Army.]

1904 a.—The simultaneous occurrence of typhoid and malarial fevers in the same patient <Med. Rec., N. Y. (1755), v. 65 (26), June 25, p. 1044. [W<sup>a</sup>, W<sup>m</sup>, W<sup>c</sup>.]

1904 b.—Idem. [Abstract by Helen Murphy] <Am. Med., Phila., v. 8 (1), July 2, p. 35. [W<sup>a</sup>, W<sup>m</sup>, W<sup>c</sup>.]

WATKINS-PITCHFORD. See Pitchford, H[erbert] Watkins.

WATRIN, L. [Méd. vét., Metz.]

1838 a.—Essai sur le strongle épineux (*Strongylus*[sic]-*armatus* de Rudolphi) <Mém. Acad. roy. de Metz (1837-38), v. 19, pp. 94-101. [W<sup>c</sup>.]

WATSON, ARCHIBALD. [F. R. C. S., Eng.; M. D. Par.; Prof., Anat., Univ. Adelaide, South Australia.]

1895 a.—Hydatid of bone <Australas. M. Gaz., Sydney (163), v. 14 (4), Apr. 15, pp. 161-163. [W<sup>m</sup>.]

1906 a.—Some less familiar forms of hydatid disease from a geographical and pathological standpoint <Ibidem (303), v. 25 (12), Dec. 20, pp. 617-620. [W<sup>m</sup>.]

1907 a.—Hydatid disease in Australia <Surg., Gynec. & Obst., Chicago, v. 4 (6), June, pp. 759-781, figs. 1-21. [W<sup>m</sup>.]



## WATSON, D. CHALMERS.

1897 a.—Practical handbook of the diseases of the eye. x pp., 1 p. l., 227 pp., 4 l., 9 pls. 16°. Edinburgh. [W<sup>m</sup>.]

1897 b.—Idem. x+236 pp., 9 pls. 16°. New York. [W<sup>m</sup>.]

1903 a.—Idem. 2. ed., xvi+259 pp., 9 pls. 12°. Edinburgh & London. [W<sup>m</sup>.]

## WATSON, E. A. [Lethbridge, Canada.]

1909 a.—Sarcosporidiosis. Its association with loco-disease and dourine, and the possibility of mistaking the spores of *Sarcocystis* for certain so-called developmental forms of Trypanosomata <J. Comp. Path. & Therap., Edinb. & Lond., v. 22 (1), Mar. 31, pp. 1-10, pls. 1-2. [W<sup>a</sup>, W<sup>m</sup>.]

1909 b.—Idem. [Abstract by Titze] <Ztschr. f. Immunitätsforsch. [etc.], Jena, 2. Teil, v. 1 (5), 25. Juni, Ref., p. 363. [W<sup>a</sup>.]

1909 c.—Idem. [Abstract of 1909 a] <J. Trop. Vet. Sc., Calcutta, v. 4 (3), July, pp. 460-461. [W<sup>a</sup>.]

1909 d.—Idem. [Abstract of 1909 a, by F. Mesnil] <Bull. de l'Inst. Pasteur, Par., v. 7 (14), 30 juillet, p. 621. [W<sup>a</sup>, W<sup>m</sup>.]

1909 e.—Idem. [Abstract of 1909 a, by Tröster] <Ztschr. f. Veterinärk., Berl., v. 21 (11), 6. Nov., pp. 515-516. [W<sup>a</sup>, W<sup>m</sup>.]

1909 f.—Die Sarkosporidiosis, ihre Beziehung zur Beschälseuche, zur Lokokrankheit der Pferde und Rinder und zu gewissen Entwicklungsformen des *Trypanosoma*. [Abstract of 1909 a, by Holterbach] <Deutsche tierärztl. Wchnschr., Hannov., v. 17 (41), 9. Oct., pp. 612-613. [W<sup>a</sup>, W<sup>m</sup>.]

1909 g.—The symptomatology and diagnosis of dourine. [Extract from Special rep. on dourine by Dr. J. G. Rutherford] <Vet. J., Lond. (412), v. 65, Oct., pp. 529-538. [W<sup>a</sup>.]

## WATSON, E. A.; &amp; GALLERIAN, M. V.

1907 a.—La dourine au Canada. [Abstract of Communication manuscrite du Directeur vét. gén. Dépt. de l'Agric., dated 19 avril, by F. Mesnil] <Bull. de l'Inst. Pasteur, Par., v. 5 (16), 30 août, p. 696. [W<sup>a</sup>, W<sup>m</sup>.]

## WATSON, EDNA EARL.

(1910 a).—The genus *Gyrocotyle* and its significance for problems of cestode structure and phylogeny. Ph. D. Diss. Univ. Calif.

## WATSON, F. H. See Pothier, Oliver L.; Hume, Joseph; Watson, F. H.; &amp; Couret, M.

## WATSON, GEORGIUS.

1813 a.—De hirudine. Diss. 2 p. l., 24 pp. 8°. Edinburgi. [W<sup>m</sup>.]

## WATSON, JAMES. [M. R. C. V. S., Boyle.]

1902 a.—Distomatosis. "The cattle scourge of Connaught." [Read at Quart. Meet. Irish Centr. Vet. Ass., Dublin, Jan. 17] <Vet. J., Lond., n. s., v. 5 (27), Mar., pp. 145-151. [W<sup>a</sup>, W<sup>m</sup>.]

## WATSON, JAMES RODGER.

1905 a.—Natural science in hygiene, or the life-history of the non-bacterial parasites affecting man. For the use of students of public health. 62 pp. 12°. Bristol. [W<sup>m</sup>.]

## WATSON, JOHN. [Capt., I. M. S.]

1905 a.—A severe case of wasp sting. [Letter to editor, dated Sept.] <Indian M. Gaz., Calcutta, v. 40 (11), Nov., p. 442. [W<sup>m</sup>.]

## WATSON, KENRICK.

1815 a.—An experiment for the cure of hydrocephalus in a sheep <Lond. M. Reposit. (23), v. 4, Nov. 1, pp. 369-370. [W<sup>m</sup>.]

## WATSON, MALCOLM. [Senior District Surgeon, Federated Malay States.] [See also Travers, E. A. O.; &amp; Watson, Malcolm.]

1901 a.—A note on malaria in Klang and Port Swettenham <Studies Inst. M. Research Fed. Malay States, Singapore, v. 1 (1), Aug., pp. 82-87. [W<sup>m</sup>.]

1903 a.—A note on the parasites of a case of malignant malaria, with discussion on the development of the crescent. [Read before Med. Cong., Federated Malay States, Nov. 29, 1902] <J. Trop. M., Lond., v. 6 (14), July 15, pp. 221-223, 1 pl. [W<sup>a</sup>, W<sup>m</sup>.]

WATSON, MALCOLM—Continued.

- 1903 b.—Idem. [Abstract] <Berl. klin. Wchnschr., v. 40 (34), 24. Aug., Litt.-Auszüge, p. 51. [W<sup>a</sup>, W<sup>m</sup>.]
- 1903 c.—Idem. [Abstract of 1903 a, by E. Sergent] <Bull. de l'Inst. Pasteur, Par., v. 1 (17), 30 oct., pp. 646-647. [W<sup>a</sup>, W<sup>m</sup>.]
- 1903 d.—The effect of drainage and other measures on the malaria of Klang, Federated Malay States <J. Trop. M., Lond., v. 6 (22), Nov. 16, pp. 349-353; (23), Dec. 1, pp. 368-371, 2 pls. [W<sup>a</sup>, W<sup>m</sup>.]
- 1904 a.—Idem. [Abstract by Ruge] <Arch. f. Schiffs- u. Tropen-Hyg., Leipz., v. 8 (7), Juli, p. 325. [W<sup>m</sup>.]
- 1904 b.—A case of hæmoglobinuric fever in Selangor, Malay Peninsula <J. Malaya Branch Brit. M. Ass., Singapore (1903-04), n. s. (1), Jan., pp. 66-67, 1 chart. [W<sup>m</sup>.]
- 1904 c.—Some clinical features of quartan malaria <Ibidem, pp. 3-10. [W<sup>m</sup>.]
- 1904 d.—Idem. [Abstract] <J. Trop. M., Lond., v. 7 (23), Dec. 1, pp. 375-376. [W<sup>a</sup>, W<sup>m</sup>.]
- 1904 e.—Notes of a case of hæmoglobinuric fever in Selangor, Malay Peninsula. [Abstract of 1904 b] <Ibidem (24), Dec. 15, pp. 392-393. [W<sup>a</sup>, W<sup>m</sup>.]
- 1905 a.—The effect of drainage and other measures on the malaria of Klang, Federated Malay States. (Second report) <Ibidem, v. 8 (7), Apr. 1, pp. 100-104. [W<sup>a</sup>, W<sup>m</sup>.]
- 1905 b.—A note on malaria in Klang and Port Swettenham. [Abstract of 1901 a, by Max. Luehe] <Jahresb. ü. d. Fortschr. in d. Lehre v. d. path. Mikroorganism. [etc.] [Baumgarten], Leipz. (1901), v. 18, pp. 810-811. [W<sup>a</sup>, W<sup>m</sup>.]
- 1908 a.—Experiments towards the prevention of malaria in the Federated Malay States <Brit. M. J., Lond. (2461), v. 1, Feb. 29, pp. 499-500. [W<sup>a</sup>, W<sup>m</sup>.]
- 1908 b.—Rare nervous symptoms produced by malaria <Ibidem (2496), v. 2, Oct. 31, pp. 1358-1359. [W<sup>a</sup>, W<sup>m</sup>.]
- 1908 c.—Zur Bekämpfung der Malaria in den "Federated Malay States." [Abstract of 1908 a] <München. med. Wchnschr., v. 55 (22), 2. Juni, p. 1196. [W<sup>a</sup>, W<sup>m</sup>.]

WATSON, THOMAS. [M. D., London.]

- 1843 a.—Lectures on the principles and practice of physic; delivered at King's College, London. v. 2, viii+812 pp. 8°. London. [W<sup>m</sup>.]
- 1844 a.—Idem. [v. 1 & 2], xiii+920 pp. 8°. Philadelphia. [W<sup>m</sup>.]
- 1845 a.—Idem. 2. ed., v. 2, viii+814 pp. 8°. London. [W<sup>m</sup>.]
- 1847 a.—Idem. 3. Am. from the last Lond. ed. Revised with additions by D. Francis Condie. 1040 pp. 8°. Philadelphia. [W<sup>m</sup>.]
- 1848 a.—Idem. 3. ed. revised. v. 2, viii+881 pp. 8°. London. [W<sup>m</sup>.]
- 1849 a.—Idem. 3. Am. from the last Lond. ed. Revised, with additions by D. Francis Condie. 1040 pp. 8°. Philadelphia. [W<sup>m</sup>.]
- 1855 a.—Die Grundgesetze der praktischen Heilkunde. Ein vollständiges Handbuch der allgemeinen und speciellen Pathologie und Therapie, in Vorlesungen, gehalten in King's College zu London. Nach der 3. engl. Aufl. ins Deutsche übertragen, und mit Anmerkungen versehen von J. H. Steinau. v. 4, xii+688 pp. 8°. Leipzig. [W<sup>m</sup>.]
- 1856 a.—Lectures on the principles and practice of physic; delivered at King's College, London. 3. Am. from the last Lond. ed. Revised, with additions by D. Francis Condie. 1040 pp. 8°. Philadelphia. [W<sup>m</sup>.]
- 1857 a.—Idem. 4. ed. revised and enlarged. v. 2, viii+984 pp., 2 pls. 8°. London. [W<sup>m</sup>.]
- 1858 a.—Idem. A new Am. from the last revised and enlarged Eng. ed. With additions by D. Francis Condie. xxvi+33-1224 pp., 185 figs. 8°. Philadelphia. [W<sup>m</sup>.]

## WATSON, THOMAS—Continued.

1867 a.—Watson abridged: A synopsis of the lectures on the principles and practice of physic, delivered at King's College, London. With a concise but complete account of the properties, uses, preparations, doses, etc. (taken from the U. S. Dispensatory), of all the medicines mentioned in these lectures, and with other valuable additions, by J. J. Meylor. vii+25-277 pp. 8°. Philadelphia. [W<sup>m</sup>.]

1871 a.—Lectures on the principles and practice of physic; delivered at King's College, London. 5. ed. revised and enlarged. v. 2, xi+1070 pp., 2 pls. 8°. London. [W<sup>m</sup>.]

1872 a.—Idem. From 5. revised and enlarged Eng. ed., with additions and numerous illustrations by Henry Hartshorne. v. 2, xv+[33]-992 pp., 190 figs. 8°. Philadelphia. [W<sup>m</sup>.]

WATSON, WALKER. See Youatt, William, 1866 a.

## WATSON, WILLIAM. [F. R. S.]

1741 a.—An observation of hydatides voided per vaginam <Phil. Tr., Lond. (1740-41) (460), v. 41, pt. 11, Apr.-July, pp. 711-712. [W<sup>c</sup>.]

1747 a.—Idem <Phil. Tr., Abridged, Lond., v. 9, pt. 3, pp. 188-189. [W<sup>m</sup>, W<sup>c</sup>.]

## WATSON, WILLIAM T. [M. D., Baltimore, Md.]

1905 a.—The present decline of malaria in Maryland <Maryland M. J., Balt. (1047), v. 48 (8), Aug., pp. 289-302. [W<sup>m</sup>.]

1907 a.—Idem. [Abstract by Max. Luehe] <Jahresb. ü. d. Fortsch. in d. Lehre v. d. path. Mikroorganism. [etc.] [Baumgarten], Leipz. (1905), v. 21, p. 95. [W<sup>a</sup>, W<sup>m</sup>.]

## WATSUDJI, H. [Dr.]

1899 a.—Eigenthümliche Mikroorganismen im Blut eines Malariakranken. [Japanese text] <Mitt. d. med. Gesellsch. zu Tokyo, v. 13 (21), 5. Nov., pp. 21-22, figs. a-b. [W<sup>m</sup>.]

## WATTEYNE, VICTOR.

1903 a.—Ankylostomiasis <13. Cong. internat. d'hyg. et de démog. C. r., Brux., v. 5, section 4, hyg. indust. & prof., pp. 1-41, figs. 1-8, 2 pls. [W<sup>m</sup>.]

1903 b.—Idem. [Secretary's abstract] <Rev. d'hyg., Par., v. 25 (9), 20 sept., p. 836. [W<sup>a</sup>, W<sup>m</sup>.]

## WATZKE, PHILIPP ANTON. [Dr., Wien.]

1866 a.—Ein Tag aus meiner Praxis. Parallelen zwischen Allöopathie und homöopathie für angehende praktische Aerzte. xxii+xxiv+139 pp. 8°. Leipzig. [W<sup>m</sup>.]

## WAUGH, J. [M. D., M. Ch., Toddington, Beds.]

1883 a.—An instructive case of intestinal obstruction [*Ascaris lumbricoides*] <Brit. M. J., Lond. (1194), v. 2, Nov. 17, pp. 968-969. [W<sup>a</sup>, W<sup>m</sup>.]

## WAUGH, WILLIAM F. [M. D., Prof., Practice &amp; Clin. Med., Illinois Med. College.]

1897 a.—The treatment of the sick. A system of applied therapeutics. vii+527 pp. 8°. Chicago. [W<sup>m</sup>.]

1904 a.—Modern views concerning malaria <Alkaloid. Clin., Chicago, v. 11 (10), Oct., pp. 1015-1024; (11), Nov., pp. 1119-1128. [W<sup>m</sup>.]

1908 a.—Dysentery: Recent observations on the treatment <Virginia M. Semi-Month., Richmond (296), v. 13 (8), July 24, pp. 181-183. [W<sup>a</sup>, W<sup>m</sup>.]

## WAWRUCH, ANDREA IGNATIO. [Prof., pract. Med. f. Wundärzte, Univ. Wien.] [1782-1842.]

[1832 a].—Observationes clinicæ teniam (solium) concernentes. 8 pp. 4°. Vindobonæ. [W<sup>m</sup>.]

1841 a.—Allgemeiner Ueberblick der aus 206 klinischen Bandwurmfällen resultirenden Ergebnisse <Med. Jahrb. d. k. k. österr. Staates, Wien, v. 34. n. F., v. 25 (2), 27. Feb., pp. 142-161. [W<sup>m</sup>.]

1841 b.—Réflexions tirées de 206 observations de ténias. [Transl. of 1841 a] <Gaz. méd. de Par., 2. s. (40), v. 9, 2 oct., pp. 633-635. [W<sup>m</sup>.]

## WAWRUCH, ANDREA IGNATIO—Continued.

1844 a.—Praktische Monographie der Bandwurmkrankheit. Durch zweihundertsechs Krankheitsfälle erläutert. Mit einem Vorworte von Dr. Ignaz Rudolf Bischoff. xx+212 pp. 8°. Wien. [W<sup>m</sup>.]

1850 a.—Wawruch on the causes and symptoms of tapeworm. [Abstract of 1841 a] <Lond. J. M. (23), v. 2, Nov., pp. 1074-1075. [W<sup>m</sup>.]

1851 a.—Idem. [Abstract of 1841 a] <Am. J. M. Sc., Phila., n. s. (41), v. 21, Jan., pp. 224-225. [W<sup>m</sup>, W<sup>c</sup>.]

## WEAVER, FLAVIUS. [M. D. V., Tupelo, Miss.]

1910 a.—The southern cattle tick <J. McKillip Vet. Coll. Alumni Ass., Chicago, v. 3 (2), Apr., pp. 11-15. [W<sup>a</sup>.]

## WEAVER, GEORGE H.; &amp; TUNNICLIFF, RUTH.

1905 a.—The occurrence of fusiform bacilli and spirilla in connection with morbid processes <J. Infect. Dis., Chicago, v. 2 (3), June 24, pp. 446-459, pl. 16, figs. 1-4. [W<sup>a</sup>, W<sup>m</sup>.]

1905 b.—Idem. [Abstract by A. Marie] <Bull. de l'Inst. Pasteur, Par., v. 3 (21), 15 nov., pp. 889-890. [W<sup>a</sup>, W<sup>m</sup>.]

## WEBB, E. CLIVE. [M. R. C. V. S., attached to 8. M. I., Potchefstroom, Transvaal.]

1903 a.—South African horse-sickness <J. Comp. Path. & Therap., Edinb. & Lond., v. 16 (2), June 30, pp. 120-127. [W<sup>a</sup>, W<sup>m</sup>.]

1906 a.—Piroplasmosis in fox-hounds in India <Ibidem, v. 19 (1), Mar. 31, pp. 1-4, 1 fig. [W<sup>a</sup>, W<sup>m</sup>.]

1906 b.—Piroplasmosi nei segugi dell' India. [Abstract of 1906 a, by A. Trincherà] <Clin. vet., Milano, v. 29 (19), 12 maggio, p. 471. [W<sup>a</sup>.]

1906 c.—Pyroplasmose unter den Hunden in Indien. [Abstract of 1906 a] <Tierarzt, Wetzlar, v. 45 (6), Juni, p. 128. [W<sup>a</sup>, W<sup>m</sup>.]

1908 a.—Piroplasmose chez les fox-hounds dans l'Inde. [Abstract of 1906 a, by E. Leclainche] <Rev. gén. de méd. vét., Toulouse (142), v. 12, 15 nov., p. 583. [W<sup>a</sup>.]

## WEBB, JAMES. [F. R. V. C. S.]

1910 a.—[Husk.] [Letter to editor] <Vet. Rec., Lond. (1154), v. 23, Aug. 20, p. 119. [W<sup>a</sup>.]

## WEBB, JOHN.

1898 a.—Spread of ticks and prevalence of heartwater <Agric. J., Cape Town, v. 13 (10), Nov. 10, pp. 594-595. [W<sup>a</sup>, W<sup>c</sup>.]

## WEBB, J. H. [M. R. C. S.]

1891 a.—A case of hydatid of the femur <Austral. M. J., Melbourne, v. 13 (11), Nov. 15, pp. 537-538. [W<sup>m</sup>.]

1892 a.—Idem. [Abstract] <Am. J. M. Sc., Phila., n. s. (240), v. 103 (4), Apr., p. 465. [W<sup>a</sup>, W<sup>m</sup>, W<sup>c</sup>.]

1892 b.—Hydatid cyst of the femur. [Abstract of 1891 a] <Brit. M. J., Lond. (1620), v. 1, Jan. 16, Epit. Cur. Med. Lit., p. 10. [W<sup>a</sup>, W<sup>m</sup>.]

## WEBB, R.

(1901 a).—The malarial mosquito <Derbyshire Nat. Q., Derby, v. 2, pp. 15-16.

## WEBB, T. LAW. See Cureton, Edward; &amp; Webb, T. Law.

## WEBB, WILLIAM. [M. D., F. R. C. S. Eng.]

1865 a.—On hydatids of the human liver; illustrated by a case in which discharge took place through the right lung <Med. Mirror, Lond., v. 2, Aug., pp. 449-454. [W<sup>m</sup>.]

WEBER.<sup>1</sup> [Kreisthierarzt, Seegel.]

1902 a.—Nothwendigkeit sowie Art und Weise der Durchführung einer gleichmässigen technischen Beaufsichtigung der Trichinenschau <Deutsche thierärztl. Wehnschr., Hannov., v. 10 (2), 11. Jan., pp. 13-16. [W<sup>a</sup>, W<sup>m</sup>.]

1903 a.—Idem. [Abstract by Noack] <Jahresb. ü. d. Leistung. a. d. Geb. d. Vet.-Med., Berl. (1902), v. 22, p. 240. [W<sup>a</sup>.]

(1906 a).—Trichinenschaugebühren <Rundschau a. d. Geb. d. Fleischbeschau u. Trichinenschau (23).

WEBER<sup>1</sup>—Continued.

1906 b.—Idem. [Abstract] <Tierärztl. Rundschau, Friedenau-Berl., v. 12 (51), 24. Dec., p. 403. [W<sup>a</sup>.]

WEBER.<sup>2</sup>

1905 a.—Lungen-*Echinococcus* [Operation]. [Secretary's abstract of paper read before wissensch. Ver. d. Aerzte zu Stettin, 3. Jan.] <Berl. klin. Wehnschr., v. 42 (15), 10. Apr., p. 449. [W<sup>a</sup>, W<sup>m</sup>.]

WEBER<sup>3</sup> & FUERSTENBERG.

1908 a.—Zur Arsenbehandlung der experimentellen Nagana (Tsetse) <Deutsche med. Wehnschr., Leipz., v. 34 (26), 25. Juni, pp. 1131–1133. [W<sup>a</sup>, W<sup>m</sup>.]

1908 b.—Idem. [Abstract by Mesnil] <Bull. de l'Inst. Pasteur, Par., v. 6 (21), 15 nov., pp. 979–980. [W<sup>a</sup>, W<sup>m</sup>.]

1909 a.—Idem. [Abstract of 1908 a, by Globig] <Hyg. Rundschau, Berl., v. 19 (6), 15. März, pp. 340–341. [W<sup>a</sup>, W<sup>m</sup>.]

1909 b.—Idem. [Abstract of 1908 a, by Georg Schmidt] <Centralbl. f. Bakteriol. [etc.], Jena, 1. Abt., v. 43 (9–12), 10. Apr., Ref., pp. 375–376. [W<sup>a</sup>, W<sup>m</sup>.]

WEBER<sup>4</sup> & KRAUSE.

1907 a.—Zur Farbstoffbehandlung der künstlichen Trypanosomeninfektion. 1. Experimenteller Teil. 2. Theoretischer Theil <Berl. klin. Wehnschr., v. 44 (7), 18. Feb., pp. 192–197. [W<sup>a</sup>, W<sup>m</sup>.]

1907 b.—Idem. [Abstract] <Deutsche med. Wehnschr., Leipz., v. 33 (9), 28. Feb., p. 359. [W<sup>a</sup>, W<sup>m</sup>.]

1907 c.—Idem. [Abstract of 1907 a, by R. Bassenge] <Arch. f. Schiffs- u. Tropen-Hyg., Leipz., v. 11 (8), Apr., p. 278. [W<sup>m</sup>.]

1907 d.—Idem. [Abstract of 1907 a, by L. Mendelsohn] <Hyg. Centralbl., Leipz., v. 2 (19–20), Mai, pp. 624–625. [W<sup>a</sup>, W<sup>m</sup>.]

1907 e.—Idem. [Abstract of 1907 a, by Christian] <Centralbl. f. d. med. Wissensch., Berl., v. 45 (28), 13. Juli, p. 472. [W<sup>a</sup>, W<sup>m</sup>.]

1907 f.—Idem. [Abstract of 1907 a, by W. v. Brunn] <Centralbl. f. Bakteriol. [etc.], Jena, 1. Abt., v. 40 (9–10), 8. Oct., Ref., p. 332. [W<sup>a</sup>, W<sup>m</sup>.]

1908 a.—Idem. [Abstract of 1907 a, by Nieter] <Hyg. Rundschau, Berl., v. 18 (2), 15. Jan., pp. 81–82. [W<sup>a</sup>, W<sup>m</sup>.]

WEBER<sup>5</sup> & NOCARD, EDMOND-ISIDORE-ÉTIENNE.

1900 a.—Rapport sur les notes de MM. Buffard et Schneider, concernant l'étude expérimentale de la dourine du cheval, au nom d'une Commission composée de MM. Weber et Nocard, rapporteur. [Read before Acad. de méd., 31 juillet] <Rev. vét., Toulouse, v. 57 [n. s.], v. 25 (9), 1<sup>er</sup> sept., pp. 589–598. [W<sup>a</sup>.] [See Buffard, T.; & Schneider, G., 1900 d.]

1902 a.—Idem. [Abstract] <Centralbl. f. Bakteriol. [etc.], Jena, 1. Abt., v. 31 (6), 26. Feb., Ref., pp. 188–189. [W<sup>a</sup>, W<sup>m</sup>, W<sup>e</sup>.]

## WEBER, A. [See also Kossel, H.; &amp; Weber, A.; and Kossel, H.; Weber, A.; Schuetz; &amp; Miessner.]

1909 a.—Altérations des fibres musculaires striées sous l'influence des sarcosporidies. [Read 3 avril] <Compt. rend. Soc. de biol., Par., v. 66 (13), 9 avril, pp. 566–568. [W<sup>a</sup>, W<sup>m</sup>, W<sup>e</sup>.]

1909 b.—Idem. [Abstract by F. Mesnil] <Bull. de l'Inst. Pasteur, Par., v. 7 (14), 30 juillet, p. 621. [W<sup>a</sup>, W<sup>m</sup>, W<sup>e</sup>.]

1909 c.—Sur la morphologie de la sarcosporidie du gecko (*Sarcocystis platydactyli* Bertram). [Read 26 juin] <Compt. rend. Soc. de biol., Par., v. 66 (23), 2 juillet, pp. 1061–1062. [W<sup>a</sup>, W<sup>m</sup>, W<sup>e</sup>.]

1909 d.—Idem. [Abstract by F. Mesnil] <Bull. de l'Inst. Pasteur, Par., v. 7 (19), 15 oct., p. 818. [W<sup>a</sup>, W<sup>m</sup>.]

1910 a.—Recherches sur la sarcosporidie du gecko (*Sarcocystis platydactyli* Bertram) <Arch. d'anat. micr., Par., v. 11 (2–3), 31 mars, pp. 167–178, pl. 6, figs. 1–7. [W<sup>a</sup>.]

## WEBER, C. A. [Kreisirurg, Arneburg.]

1850 a.—Beiträge zur richtigen Erkenntniss und Würdigung des Wurmfiebers <Ztschr. d. deutsch. Chir.-Ver., Magdeb., v. 4, pp. 429–434. [W<sup>m</sup>.]

WEBER, CARL OTTO.

1862 a.—[Ueber Muskeltrichinen.] [Secretary's abstract] <Verhandl. d. naturh. Ver. d. preuss. Rheinl. u. Westphal., Bonn, v. 19 (2), Sitzungs., pp. 129-130. [W<sup>m</sup>, W<sup>c</sup>.]

1863 a.—[Ein *Cysticercus* am Auge.] [Secretary's abstract] <Ibidem, v. 20 (1), Sitzungs., pp. 42-44. [W<sup>m</sup>, W<sup>c</sup>.]

1863 b.—Ueber die Entstehung der Eingeweide-Wuermer <Ibidem, pp. 75-80. [W<sup>m</sup>, W<sup>c</sup>.]

WEBER, CAROLUS JULIUS FERDINANDUS. [1841- .]

[1866 a].—De echinococco hominis. Diss. 32 pp. 8°. Berolini. [W<sup>m</sup>.]

WEBER, E. [Dr.]

[1854 a].—Ueber Schmarotzerthiere <20. Jahresb. d. Mannh. Ver. f. Naturk., 1. Feb., pp. 19-41. [W<sup>c</sup>.]

1863 a.—[Ueber *Argas reflexus* Latr.] [Read 24. Juni] <Ibidem, pp. 28-30. [W<sup>c</sup>.]

WEBER, EDMOND. [Dr.]

1901 a.—Un cas d'échinocoque alvéolaire (multiloculaire) <Rev. méd. de la Suisse Rom., Genève, v. 21 (5), 20 mai, pp. 307-322. [MS. dated mars.] [W<sup>m</sup>.]

1902 a.—Idem. [Abstract by Posselt] <Centralbl. f. d. Grenzgeb. d. Med. u. Chir., Jena, v. 5 (21), 8. Nov., pp. 839-840. [W<sup>m</sup>.]

WEBER, ERNST HEINRICH. [Prof., Anat., Leipzig.]

1827 a.—Ueber Augen beim Blutegel, *Hirudo medicinalis* <Arch. f. Anat. u. Physiol., Leipz. [v. 2] (2), pp. 301-302, pl. 3, fig. 24. [W<sup>m</sup>, W<sup>c</sup>.]

1827 b.—Ueber die Augen des Blutegels (*Hirudo officinalis*) <Isis (Oken), Jena (4-5), pp. 395-396, pl. 4, fig. A. [W<sup>c</sup>.]

1827 c.—Ueber die auf die Bewegung sich beziehenden Instincte, welche den beyden Hälften eines in seiner Mitte querdurchschnittenen Blutegels beywohnen <Ibidem, pp. 396-397. [W<sup>c</sup>.]

1828 a.—Ueber die Entwicklung des medicinischen Blutegels <Arch. f. Anat. u. Physiol., Leipz., pp. 366-418, pls. 10-11, figs. 1-19. [W<sup>m</sup>, W<sup>c</sup>.]

1829 a.—Sur le développement de la sangsue médicinale. [Abstract of 1828 a, by Kuhn] <Bull. d. sc. nat. et de géol., Par., 2. sect., v. 17, pp. 441-445. [W<sup>c</sup>.]

1846 a.—Ueber die Entwicklung des medicinischen Blutegels und der *Clepsine*. [Schreiben . . . an Rusconi in Pavia] <Arch. f. Anat., Physiol. u. wissenschaft. Med., Berl., pp. 429-434. [W<sup>m</sup>.]

WEBER, EW. [Dr., Amtstierarzt, Dresden.]

1909 a.—Leberechinokokken als mechanische Ursache der chronischen Tympanitis des Rindes <Deutsche tierärztl. Wehnschr., Hannov., v. 17 (24), 12. Juni, pp. 347-349. [W<sup>a</sup>, W<sup>m</sup>.]

1909 b.—Idem. [Abstract] <Tierärztl. Rundschau, Friedenau-Berl., v. 15 (50), 13. Dec., p. 397. [W<sup>a</sup>.]

1909 c.—Echinococose hépatique, considérée comme cause mécanique du tympanisme chronique des bovidés. [Abstract of 1909 a, by Zwænepæl] <Ann. de méd. vét., Brux., v. 58 (8-9), août-sept., pp. 529-530. [W<sup>a</sup>, W<sup>m</sup>.]

1909 d.—Hepatic echinococcosis as a cause of chronic tympany in cattle. [Abstract of 1909 a] <Vet. Rec., Lond. (1104), v. 22, Sept. 4, p. 157. [W<sup>a</sup>, W<sup>m</sup>.]

1909 e.—Echinocoques du foie comme cause mécanique de la tympanite chronique du bœuf. [Abstract of 1909 a, by Paul Haan] <Rev. gén. de méd. vét., Toulouse (165), v. 14, 1<sup>er</sup> nov., p. 615. [W<sup>a</sup>.]

1910 a.—Echinococcosi del fegato come causa meccanica della timpanite cronica del bue. [Abstract of 1909 a] <Gior. r. Soc. naz. vet., Torino, v. 59 (4), 22 gen., pp. 78-79. [W<sup>a</sup>.]

WEBER, F. [Privatdozent, St. Petersburg.]

1910 a.—[On the question of multiple *Echinococcus* of the abdominal cavity.] [Russian text] <Russk. Vrach, S.-Peterb., v. 9 (7), 13 fev., pp. 223-226. [W<sup>m</sup>.]

## WEBER, F.—Continued.

- 1910 b.—Zur Frage über den multiplen *Echinococcus* der Bauchhöhle. [Transl. ? of 1910 a] <Deutsche Ztschr. f. Chir., Leipz., v. 104 (3-4), März, pp. 408-418. [W<sup>m</sup>.]
- 1910 c.—Multipler *Echinococcus* der Bauchhöhle. [Abstract of 1910 a] <Deutsche med. Wehnschr., Leipz., v. 36 (15), 14. Apr., p. 724. [W<sup>a</sup>, W<sup>m</sup>.]
- 1910 d.—Idem. [Abstract of 1910 b] <Ibidem (19), 12. Mai, p. 907. [W<sup>a</sup>, W<sup>m</sup>.]
- 1910 e.—Zur Frage über den multiplen *Echinokokkus* der Bauchhöhle. [Abstract of 1910 b, by H. Flörcken] <München. med. Wehnschr., v. 57 (24), 14. Juni, p. 1298. [W<sup>a</sup>, W<sup>m</sup>.]
- 1910 f.—Idem. . . . *Echinococcus* . . . [Abstract of 1910 b, by G. E. Konjetzny] <Centralbl. f. allg. Path. u. path. Anat., Jena, v. 21 (16), 31. Aug., p. 730. [W<sup>a</sup>, W<sup>m</sup>.]

## WEBER, FRIEDRICH. [Prof., Botan. u. Med., Kiel.] [1752-1823.]

- 1795 a.—Nomenclator entomologicus secundum entomologiam systematicam ill. Fabricii adjectis speciebus recens detectis et varietatibus. viii+171 pp. 24°. Chilonii & Hamburgi. [W<sup>a</sup>, W<sup>s</sup>.]

## WEBER, HANS. [Dr., Marinestabsarzt.]

- 1907 a.—Ueber Immunisierungs- und Behandlungsversuche bei Trypanosomenkrankheiten. Zusammenfassender Bericht <Ztschr. f. exper. Path. u. Therap., Berl., v. 4 (2), 31. Juli, pp. 576-626. [W<sup>a</sup>, W<sup>m</sup>.]
- 1907 b.—Idem. [Abstract by F. Mesnil] <Bull. de l'Inst. Pasteur, Par., v. 5 (18), 30 sept., pp. 782-783. [W<sup>a</sup>, W<sup>m</sup>.]
- 1907 c.—Idem. [Abstract of 1907 a, by zur Verth] <München. med. Wehnschr., v. 54 (45), 5. Nov., p. 2252. [W<sup>a</sup>, W<sup>m</sup>.]
- 1908 a.—Idem. [Abstract of 1907 a] <J. Trop. Vet. Sc., Calcutta, v. 3 (2), Apr., pp. 249-250. [Published May.] [W<sup>a</sup>, W<sup>m</sup>.]
- 1908 b.—Idem. [Abstract of 1907 a, by W. M. Wolf] <Hyg. Centralbl., Leipz., v. 4 (3), Juni, p. 79. [W<sup>a</sup>, W<sup>m</sup>.]

## WEBER, HERMANN. [M. D., Physician, German Hospital, London.]

- 1867 a.—Specimens of *Anchylostomum duodenale*, from a case of tropical anemia. [Read Jan. 15] <Tr. Path. Soc. Lond., v. 18, pp. 274-277, pl. 8, figs. 1-7. [W<sup>m</sup>.]
- 1888 a.—[Hydatid cyst of the left cerebral hemisphere.] [Abstract of 1889 a] <Lancet, Lond. (3402), v. 2, Nov. 10, p. 914. [W<sup>m</sup>, W<sup>c</sup>.]
- 1888 b.—Idem. [Abstract of 1889 a] <Brit. M. J., Lond. (1454), v. 2, Nov. 10, p. 1046. [W<sup>a</sup>, W<sup>m</sup>.]
- 1889 a.—A case of hydatid cyst of the left cerebral hemisphere. [Read Nov. 6, 1888] <Tr. Path. Soc. Lond., v. 40, pp. 17-18. [W<sup>m</sup>.]

## WEBER, J. EDWARD. [M. D., New York.]

- 1852 a.—Hydatids of the liver. Operation and cure. Reported by G. H. Kingsbury <N. York M. Times, v. 1 (8), May, pp. 225-233. [MS. dated Apr. 20.] [W<sup>m</sup>.]
- 1852 b.—Idem. Reprint. 9 pp. 8°. New York. [W<sup>m</sup>.]
- 1852 c.—Leberhydatiden. [Transl. of 1852 a] <N. Yorker med. Monatschr., v. 1 (3), Apr., pp. 80-91. [MS. dated 10. Apr.] [W<sup>m</sup>.]
- 1853 a.—Hydatids of the liver. [Abstract of 1852 a] <Boston M. & S. J., v. 48 (6), Mar. 9, p. 126. [W<sup>m</sup>, W<sup>c</sup>.]

## WEBER, JOANNES NICOLAUS.

- 1812 a.—De veræ scabiei forma ex ætate non pendente. Diss. vi+7-24 pp., 2 l. 8°. Halæ. [W<sup>m</sup>.]

## WEBER, LEONARD. [M. D., Prof., Med., N. York Post-Graduate Med. School &amp; Hospital.]

- 1908 a.—Observations of some of the work of investigation and treatment of cancer and trypanosomiasis carried on by the German scientists of the present time. [Letter to editor] <Med. Rec., N. Y. (1971), v. 74 (7), Aug. 15, pp. 277-278. [W<sup>a</sup>, W<sup>m</sup>, W<sup>c</sup>.]

## WEBER, LEONARD—Continued.

1910 a.—The treatment of tapeworm and hookworm disease, with remarks on certain pathogenic Protozoa and the diseases caused by them; a clinical lecture <Post-Graduate, N. Y., v. 25 (2), Feb., pp. 159-163. [W<sup>m</sup>.]

## WEBER, MAX. [Dr., Utrecht.]

1881 a.—Ueber einige neue Isopoden der Niederländischen Fauna. (Ein Beitrag zur Dunkelfauna) <Tijdschr. d. Nederl. dierk. Vereen., Leiden, Deel 5 (4), pp. 167-196, pl. 5, figs. 1-9. [W<sup>e</sup>.]

(1889 a).—Ueber *Tetnocephala* Blanch. <Zool. Ergebn. Reise Niederl. Ost-Indien, Leiden, Heft 1, pp. 1-20, pls. 1-3.

1891 a.—[De Heer Weber vertoont *Distoma westermani*, Kerbert uit de long van een Koningstijger van Delhi (Sumatra)] <Tijdschr. d. Nederl. dierk. Vereen., Leiden, 2. s., v. 3 (2), pp. lxxxiii-lxxxiv. [W<sup>e</sup>.]

## WEBER, ROBERT [EDUARD FLORENTIN]. [1860- .]

1887 a.—Beitrag zur Statistik der Echinokokkenkrankheit. Diss. 20 pp., 2 l. 8°. Kiel. [W<sup>m</sup>.]

1888 a.—Idem. [Abstract by J. C. Huber] <Centralbl. f. Bakteriol. [etc.], Jena, v. 4 (9), pp. 272-273. [W<sup>a</sup>, W<sup>m</sup>, W<sup>e</sup>.]

## WEBER, SAMUEL E. [D. V. M., Lancaster, Pa.]

1906 a.—The possible dissemination of tubercle bacilli by insects. [Read before 43. Ann. Meet. Am. Vet. M. Ass., New Haven, Conn., Aug. 21-24] <N. York M. J. [etc.] (1457), v. 84 (18), Nov. 3, pp. 884-888, figs. 1-4. [W<sup>a</sup>, W<sup>m</sup>, W<sup>e</sup>.]

1906 b.—Idem. [Abstract] <J. Am. M. Ass., Chicago, v. 47 (20), Nov. 17, p. 1683. [W<sup>a</sup>, W<sup>m</sup>, W<sup>e</sup>.]

1906 c.—Disease dissemination by insects. [Editorial abstract of 1906 a] <Ibidem (26), Dec. 29, p. 2164. [W<sup>a</sup>, W<sup>m</sup>, W<sup>e</sup>.]

## WEBER, VAL.

1910 a.—Notwendigkeit der Untersuchung der Zunge auf Rinderfinnen. [Note] <Deutsche Fleischbeschauer-Ztg., Berl., v. 7 (1), Jan., p. 11. [W<sup>a</sup>.]

## WEBSTER. [See also Owen, (Sir) Richard, 1838 d.]

(1866 a).—Catalogue of the Hunterian collection of Entozoa.

## WEBSTER, E. A.

1908 a.—“Wire-worm in sheep.” [Letter to editor, dated Dec. 18] <Agric. J., Cape Town, v. 32 (1), Jan., p. 115. [W<sup>a</sup>.]

## WEBSTER, FRANCIS MARION. [In charge of Cereal &amp; Forage Insect Investigations, Bureau Entom., U. S. Dept. Agric., Washington, D. C.] [1849- .]

1893 a.—Ticks on chickens <Ohio Farmer, Cleveland, v. 84 (8), Aug. 24, p. 149. [W<sup>a</sup>.]

1904 a.—The so-called human flea, *Pulex irritans*, infesting the opossum, *Didelphis virginiana* <Canad. Entom., Lond., Ont., v. 36 (8), Aug., p. 244. [W<sup>a</sup>, W<sup>e</sup>.]

1910 a.—A predaceous mite proves noxious to man. (*Pediculoides ventricosus* Newport) <Circular 118, Bureau Entom., U. S. Dept. Agric., Wash., Apr. 23, 24 pp., figs. 1-13. [W<sup>a</sup>.]

## WEBSTER, J. H.

1905 a.—Inspection of sheep at the Kansas City stock yards <Bull. 10, Kansas City Vet. College Quart., Dec., pp. 227-229. [W<sup>a</sup>.]

## WEBSTER, J. W.

1819 a.—Case of hydatids of the tibia <N. Eng. J. M. & S., Bost., v. 8, n. s., v. 3 (1), Jan., pp. 29-31. [W<sup>m</sup>.]

## WECHSELMANN, WILHELM. [Dr., 1. Asst., chir. Univ. Klinik, Rostock.]

1885 a.—Ueber profusen Gallenausfluss aus operativ eröffneten Leber-*Echinococcus*-Cysten <Beitr. mecklenb. Aerzte z. Lehre v. d. Echinococcen-Krankh., Stuttg., pp. 203-219, pl. 2, fig. 4. [W<sup>m</sup>.]

1906 a.—Experimenteller Beitrag zur Kritik der Siegelschen Syphilisübertragungsversuche auf Tiere <Deutsche med. Wchnschr., Leipz., v. 32 (6), 8. Feb., pp. 219-220. [W<sup>a</sup>, W<sup>m</sup>.]

1906 b.—Idem. [Abstract by Besredka] <Bull. de l'Inst. Pasteur, Par., v. 4 (11), 15 juin, p. 494. [W<sup>a</sup>, W<sup>m</sup>.]



## WECHSELMANN, WILHELM—Continued.

- 1906 c.—Idem. [Abstract of 1906 a, by Gierke] <Centralbl. f. allg. Path. u. path. Anat., Jena, v. 17 (15), 15. Aug., p. 623. [W<sup>a</sup>, W<sup>m</sup>.]  
 1906 d.—Idem. [Abstract of 1906 a, by Georg Schmidt] <Centralbl. f. Bakteriologie [etc.], Jena, 1. Abt., v. 39 (4-5), 19. Dec., Ref., p. 118. [W<sup>a</sup>, W<sup>m</sup>, W<sup>e</sup>.]  
 1906 e.—An experimental observation relating to Siegel's syphilis inoculations in animals. [Abstract of 1906 a] <Med. Rec., N. Y. (1843), v. 69 (9), Mar. 3, p. 361. [W<sup>a</sup>, W<sup>m</sup>, W<sup>e</sup>.]

## WECHSELMANN, WILHELM; &amp; LEWENTHAL, WALDEMAR.

- 1905 a.—Untersuchungen über die Schaudinn-Hoffmann'schen Spirochätenbefunde in syphilitischen Krankheitsprodukten <Med. Klin., Berl., v. 1 (26), 4. Juni, pp. 657-658. [W<sup>m</sup>.]  
 1905 b.—Idem. Reprint. 4 pp. 4°. Berlin. [Lib. Stiles.]  
 1905 c.—Idem. [Abstract of 1905 a, by Besredka] <Bull. de l'Inst. Pasteur, Par., v. 3 (15), 15 août, p. 638. [W<sup>a</sup>, W<sup>m</sup>.]  
 1905 d.—Zur Kenntnis der *Spirochäte pallida* <Med. Klin., Berl., v. 1 (33), 23. Juli, pp. 838-841, figs. 1-2. [W<sup>m</sup>.]  
 1905 e.—Idem. Reprint. 4 pp., 2 figs. 8°. Berlin. [Lib. Stiles.]  
 1905 f.—Idem. [Abstract of 1905 d, by F. Mesnil] <Bull. de l'Inst. Pasteur, Par., v. 3 (21), 15 nov., p. 881. [W<sup>a</sup>, W<sup>m</sup>.]  
 1905 g.—[*Spirochäte pallida* und *refringens* inluetischen Papeln bei Stomatitis ulcerosa und Balanitis.] [Secretary's abstract of paper read before Ver. f. inn. Med., 19. Juni] <Berl. klin. Wehnschr., v. 42 (32), 7. Aug., p. 1026. [W<sup>a</sup>, W<sup>m</sup>.]  
 1906 a.—Untersuchungen über die Schaudinn-Hoffmann'schen Spirochätenbefunde in syphilitischen Krankheitsprodukten. [Abstract of 1905 a, by Nieter] <Hyg. Rundschau, Berl., v. 16 (16), 15. Aug., p. 909. [W<sup>a</sup>, W<sup>m</sup>.]  
 1906 b.—Zur Kenntnis der *Spirochäte pallida*. [Abstract of 1905 d, by K. H. Kutscher] <Centralbl. f. Bakteriologie [etc.], Jena, 1. Abt., v. 39 (4-5), 19. Dec., Ref., p. 124. [W<sup>a</sup>, W<sup>m</sup>, W<sup>e</sup>.]

## WECK. [Dr., Oberarzt i. d. k. Schutztruppe f. Deutsch-Ostafrika.]

- 1908 a.—Unbekannte Blutparasiten bei *Rana esculenta* <Arch. f. Schiffshygiene u. Tropen-Hyg., Leipz., v. 12 (15), Aug., Notiz. a. d. Tropenpraxis (5), pp. 506-507, figs. 1-2. [W<sup>m</sup>.]  
 1908 b.—Idem. [Abstract by F. Mesnil] <Bull. de l'Inst. Pasteur, Par., v. 6 (23), 15 déc., p. 1028. [W<sup>a</sup>, W<sup>m</sup>.]

## WEDEKIND, D. [Physicus, Grafschaft Diepholz.]

- 1785 a.—Von der Einklemmung der Brüche, die durch Würmer verursacht wird <Chir. Biblioth., Götting., v. 8 (1), pp. 79-94. [W<sup>m</sup>.]

## WEDELIUS, GEORGIUS WOLFGANGUS. [See also Lommius, Jodocus, 1688 a and 1739 a.]

- 1677 a.—Amuletum scrophularum ex fabaria et vermis renum <Acta med. et phil., Hafn. (1674-75), v. 3, pp. 96-97. [MS. dated Feb. 23, 1675.] [W<sup>m</sup>.]  
 1681 a.—De scabie epidemica felium <Misc. Acad. nat. curios., Lips. & Francof. (1672), v. 3, p. 222. [W<sup>e</sup>.]

## WEDELL, GEORGI WOLFFGANG. See Wedelius, Georgius Wolfgangus.

## WEDEMEYER. [Leibchirurgus, Hofr., Dr., Hannover.]

- 1830 a.—Blutegel, Ansetzen derselben <Encycl. Wörterb. d. med. Wissensch., Berl., v. 5, pp. 631-637. [W<sup>m</sup>.]

## WEDL, CARL. [Dr. med. u. chir., Privatdocent, Univ. Wien.] [1815- ] [See also Røell, Moritz Friedrich; &amp; Wedl.]

- 1847 a.—Ueber die Haarsackmilbe (*Acarus folliculorum*). [Abstract of paper read 26. März] <Ber. ü. d. Mitth. v. Fr. d. Naturw. in Wien, v. 2 (11), März, pp. 272-277. [W<sup>e</sup>.]  
 1847 b.—Ueber die Blasenzellgewebswürmer der Grundel (*Cyprinus gobio*) und die im Blute der letzteren sich vorfindenden Körperchen. [Read 25. Juni] <Ibidem (14), Juni, pp. 488-491. [W<sup>e</sup>.]  
 1848 a.—Filarien im Blute der Grundel (*Cyprinus gobio*). [Read 4. Feb.] <Ibidem, v. 4 (2), Feb., pp. 149-151. [W<sup>e</sup>.]

WEDL, CARL—Continued.

- 1848 b.—Ueber Filarien aus der hinteren Hohlvene eines Pferdes. [Read 10. März] <Ibidem (3), März, pp. 261–263. [W<sup>e</sup>.]
- 1849 a.—Ueber Filariencysten beim Frosche und die gleichzeitig vorkommenden Hæmatozoën. [Read 14. Juli] <Ibidem (1848–49), v. 5 (1), Juli, pp. 1–4. [W<sup>e</sup>.]
- 1849 b.—[Hæmatozoën bei Thieren] <Ibidem (3), Sept., pp. 13–16. [W<sup>e</sup>.]
- 1849 c.—Beiträge zur Lehre von den Hämatozoën. [Reported by Hyrtl, 15. März] <Sitzungsb. d. k. Akad. d. Wissensch., Wien, math.-naturw. Cl. [v. 2] (3), März, pp. 177–180. [W<sup>a</sup>, W<sup>s</sup>.]
- 1850 a.—Beiträge zur Lehre von den Hämatozoen <Denkschr. d. k. Akad. d. Wissensch., Wien, math.-naturw. Cl., v. 1 (2), pp. 15–25, 1 pl., figs. 1–15. [W<sup>s</sup>.]
- 1854 a.—Grundzüge der pathologischen Histologie. iv+825 pp., 203 figs. 8°. Wien. [W<sup>m</sup>.]
- 1855 a.—Helminthologische Notizen. [Read 10. Mai] <Sitzungsb. d. k. Akad. d. Wissensch., Wien, math.-naturw. Cl., v. 16 (2), Mai, pp. 371–395, pls. 1a–3, figs. 1–33. [W<sup>a</sup>, W<sup>m</sup>, W<sup>s</sup>.] [Also reprint: Lib. Stiles.]
- 1855 b.—Zur Ovologie und Embryologie der Helminthen. [Read 10. Mai] <Ibidem, pp. 395–408, pls. 1b–2b, figs. 1–14. [W<sup>a</sup>, W<sup>m</sup>, W<sup>s</sup>.] [Also reprint: Lib. Stiles.]
- 1855 c.—Ueber das Herz von *Menopon pallidum*. [Read 21. Juni] <Ibidem, v. 17 (1), Juni, pp. 173–180, 1 pl. [W<sup>a</sup>, W<sup>s</sup>.]
- 1855 d.—Ueber das Nervensystem der Nematoden. [Read 19. Juli] <Ibidem (2), Juli, pp. 298–312, 1 pl., figs. 1–10. [W<sup>a</sup>, W<sup>s</sup>.]
- 1855 e.—Charakteristik mehrerer grösstentheils neuer Tänien. [Read 2. Nov.] <Ibidem, v. 18 (1), Nov., pp. 5–27, pls. 1–3, figs. 1–43. [W<sup>a</sup>, W<sup>s</sup>.]
- 1856 a.—Ueber die Mundwerkzeuge von Nematoden. [Read 3. Jän.] <Ibidem, v. 19 (1), Jän., pp. 33–69, pls. 1–3, figs. 1–41. [W<sup>a</sup>, W<sup>s</sup>.]
- 1856 b.—Ueber einige Nematoden. [Read 17. Jän.] <Ibidem, pp. 122–134, 1 pl., figs. 1–18. [W<sup>a</sup>, W<sup>s</sup>.]
- 1857 a.—Anatomische Beobachtungen ueber Trematoden. [Read 15. Oct.] <Ibidem, v. 26 (1), Oct., pp. 241–278, pls. 1–4, figs. 1–51. [W<sup>a</sup>, W<sup>s</sup>.]
- [1861 a].—Zur Helminthenfauna Ägyptens. (1. Abt.) [Read 18. Juli] <Ibidem, v. 44, 1. Abt. [(7)], pp. 225–240, pls. 1–2, figs. 1–32. [W<sup>s</sup>.] [Also reprint: Lib. Stiles.]
- [1861 b].—Idem. (2. Abt.) [Read 14. Nov.] <Ibidem [(9)], pp. 463–482, pls. 1–3, figs. 1–42. [W<sup>m</sup>, W<sup>s</sup>.] [Also reprint: Lib. Stiles.]
- 1863 a.—Ueber ein Pentastom einer Löwinn. [Read 12. Nov.] <Ibidem, v. 48, 1. Abt. (4[9]), pp. 408–415, 1 pl., figs. 1–6. [W<sup>s</sup>.]
- 1866 a.—Anatomie und naturhistorische Entwicklung der Trichinen. [Read before k. k. Gesellsch. d. Aerzte, 19. Jan.] <Allg. Wien. med. Ztg., v. 11 (4), 23. Jan., pp. 30–31. [W<sup>m</sup>.]
- 1866 b.—Idem. [Abstract] <Wien. med. Wchnschr., v. 16 (8), 27. Jan., p. 127. [W<sup>m</sup>.]
- 1866 c.—Der gegenwärtige Stand der Lehre von den Trichinen. [Abstract of 1866 a] <Wien. med. Presse, v. 7 (5), 4. Feb., pp. 135–137. [W<sup>m</sup>.]
- 1866 d.—Bericht der über die Trichinose niedergesetzten Kommission. [Abstract of paper read before k. k. Gesellsch. d. Aerzte, 9. Nov.] <Ibidem (46), 18. Nov., pp. 1109–1112. [W<sup>m</sup>.]
- 1866 e.—[Ueber *Trichina spiralis*.] [Abstract of paper read 19. Jan.] <Wchnbl. d. k. k. Gesellsch. d. Aerzte in Wien, v. 22 (8), 21. Feb., p. 94. [W<sup>m</sup>.]
- 1866 f.—Die Lehre von den Trichinen mit Rücksicht auf die dadurch gebotenen Vorsichtsmassregeln für Laien und Aerzte dargestellt von Rudolf Virchow. Kritisch besprochen <Ibidem (9), 28. Feb., pp. 101–105. [W<sup>m</sup>.] [See Virchow, Rudolf Ludwig Carl, 1866 a.]

WEDL, CARL—Continued.

- 1866 g.—[Die Trichinose der Ratten in Wien.] [Abstract of paper read 2. März] <Ibidem (11), 14. März, pp. 130-131. [W<sup>m</sup>.]  
 1866 h.—Comitébericht bezüglich der Trichinose. [Abstract of 1866 d, by Herzog] <Allg. Wien. med. Ztg., v. 11 (47), 20. Nov., pp. 376-377. [W<sup>m</sup>.]  
 1866 i.—[Report of a Committee on trichiniasis.] [Abstract of 1866 d] <Brit. M. J., Lond., v. 2, Dec. 1, p. 618. [W<sup>m</sup>.]  
 1867 a.—Carl Moritz Diesing. Nekrolog <Wehnbl. d. k. k. Gesellsch. d. Aerzte in Wien, 23. J. [v. 7] (4), 23. Jän., pp. 39-40. [MS. dated 11. Jän.] [W<sup>m</sup>.]

WEDL, CARL; & MUELLER, C.

- 1849 a.—Ueber *Filaria papillosa* und *Strongylus armatus* und *Tetracanthus* beim Pferde. Gleichzeitig vorgefundene Hämatozoën <Ztschr. d. k. k. Gesellsch. d. Aerzte zu Wien, v. 5 (1), pp. 185-188. [W<sup>m</sup>.]

WEED, CLARENCE M. [Entomologist and Botanist.]

- 1888 a.—A chicken tick. [Reply to query from Geo. H. Troom] <Prairie Farmer, Chicago, v. 60 (1), Jan. 7, p. 3. [W<sup>c</sup>.]  
 1890 a.—The ox warble fly or bot-fly <Bull. Ohio Agric. Exper. Station, Columbus, 2. s., v. 3 (4), Apr., pp. 136-139, fig. 21. [W<sup>a</sup>.]

WEEKS, HENRY CLAY.

- 1901 a.—The extermination of malaria-breeding mosquitoes by petroleum and drainage <Scient. Am. Suppl., N. Y. (1305), v. 51, Jan. 5, pp. 20921-20922. [W<sup>a</sup>, W<sup>m</sup>, W<sup>c</sup>.]  
 1902 a.—General engineering report <North Shore Improve. Ass., Rep. on Extermination Mosquitoes on Long Island [etc.], N. Y., pp. 20-33. [MS. dated Dec., 1901.] [W<sup>a</sup>.]  
 1902 b.—Detailed engineering report. Indexed report with references to map <Ibidem, pp. 77-111. [MS. dated Dec., 1901.] [W<sup>a</sup>.]  
 1902 c.—An account of the work of mosquito extermination on Center Island, Oyster Bay, L. I., during 1901 <Ibidem, pp. 112-117. [MS. dated Dec., 1901.] [W<sup>a</sup>.]  
 1903 a.—The concurrence of the *Anopheles* mosquito and malaria <N. York State J. M., N. Y., v. 3 (7), July, pp. 272-275. [W<sup>m</sup>.]  
 1903 b.—Idem. [Abstract] <Med. Rec., N. Y. (1704), v. 64 (1), July 4, p. 35. [W<sup>a</sup>, W<sup>m</sup>, W<sup>c</sup>.]  
 1903 c.—Idem. [Abstract of 1903 a] <J. Am. M. Ass., Chicago, v. 41 (2), July 11, p. 125. [W<sup>a</sup>, W<sup>m</sup>, W<sup>c</sup>.]  
 1903 d.—Some practical suggestions on mosquito extermination in New Jersey <Proc. N. Jersey San. Ass., Trenton (28. Ann. Meet., Lakewood, Oct. 24-25, 1902), pp. 44-56. [W<sup>a</sup>.]  
 1903 e.—Idem <Med. News, N. Y. (1573), v. 82 (10), Mar. 7, pp. 442-447. [W<sup>a</sup>, W<sup>m</sup>, W<sup>c</sup>.]  
 1903 f.—Idem. Reprint. 17 pp. 8°. New York. [W<sup>m</sup>.]  
 1903 g.—Idem. [Abstract by Helen Murphy] <Am. Med., Phila., v. 5 (11), Mar. 14, p. 430. [W<sup>a</sup>, W<sup>m</sup>, W<sup>c</sup>.]  
 1903 h.—Idem. [Abstract of 1903 e, by T. M. Tyson] <Phila. M. J. (270), v. 11 (11), Mar. 14, p. 448. [W<sup>a</sup>, W<sup>m</sup>.]  
 1904 a.—Mosquito extermination an engineering problem. [Abstract of paper read Dec. 16, at "General Convention to consider the questions involved in mosquito extermination," New York] <Med. Rec., N. Y. (1735), v. 65 (6), Feb. 6, pp. 219-220. [W<sup>a</sup>, W<sup>m</sup>, W<sup>c</sup>.]  
 1906 a.—The practical side of mosquito extermination. [Read before Am. Ass. Adv. Sc., New Orleans] <Am. Med., Phila., v. 11 (9), Mar. 3, pp. 320-324. [W<sup>a</sup>, W<sup>m</sup>, W<sup>c</sup>.]  
 1906 b.—Idem. [Secretary's abstract] <Science, N. Y. (584), n. s., v. 23, Mar. 9, pp. 379-385. [W<sup>a</sup>, W<sup>m</sup>, W<sup>c</sup>.]  
 1906 c.—Idem. [Abstract of 1906 a] <Med. Rec., N. Y. (1844), v. 69 (10), Mar. 10, p. 397. [W<sup>a</sup>, W<sup>m</sup>, W<sup>c</sup>.]

WEEKS, HENRY CLAY; & HALL, E. H.

(1906 a).—The American Mosquito Extermination Society; yearbook for 1904-1905, containing the proceedings of the second anti-mosquito convention held in New York, December, 1904. 116 pp. 8°. New York.

1906 b.—Idem. [Abstract] <Lancet, Lond. (4341), v. 171, v. 2 (19), Nov. 10, p. 1289. [W<sup>a</sup>, W<sup>m</sup>, W<sup>c</sup>.]

WEEKS, JOHN E. [Dr., New York.]

1890 a.—Ein Fall von *Echinococcus* in der Orbita, mit einer Literatur-Uebersicht über *Echinococcus*-Blasen der Orbita. [Transl. by A. Weiland] <Arch. f. Augenh., Wiesb., v. 21 (2), März, pp. 206-213. [W<sup>m</sup>.]

1890 b.—Idem. [Abstract by Schläfke] <Centralbl. f. Bakteriol. [etc.], Jena, v. 8 (11), 5. Sept., p. 337. [W<sup>a</sup>, W<sup>m</sup>, W<sup>c</sup>.]

WEGELE, CARL. [Dr.]

1905 a.—Die Therapie der Magen-Darmerkrankungen. 3. gänzlich umgearbeitete Aufl. viii pp., 1 p. l., 424 pp., 4 figs. 8°. Jena. [W<sup>m</sup>.]

WEGELIN, CHRISTOPHORUS.

1779 a.—Dissertatio inauguralis medica duas circa vermes observationes cum earum epicrisi sistens quam consensu gratiosæ facultatis medicæ in alma argentoratensium universitate pro licentia summus in arte medica honores et privilegia doctoralia rite obtinendi solemnni eruditorum examini proponit die xvii. maji mdccclxxxix. 1 p. l., 32 pp. 4°. Argentorati. [W<sup>m</sup>.]

WEGENER, GEORG.

1910 a.—Die Ektoparasiten der Fische Ostpreussens. Diss. 96 pp., 1 l., 45 figs., 2 pls., 4 figs. 4°. Königsberg i. Pr. [Lib. Ransom.]

WEGENER, R. [Schlachthausverwalter, Arnstadt.]

1898 a.—Ueber einen ungewöhnlichen Fall von *Echinococcus multilocularis* beim Rinde <Ztschr. f. Fleisch- u. Milchhyg., Berl., v. 8 (7), Apr., p. 128, 1 fig. [W<sup>a</sup>, W<sup>m</sup>.]

WEHENKEL.

1866 a.—Note lue à la séance du 12 août 1866, Société de médecine vétérinaire du Brabant [sur les trichines, etc.] <Ann. de méd. vét., Brux., v. 15 (11), nov., pp. 623-625. [W<sup>m</sup>.]

1887 a.—Rapport de la commission des épidémies et des épizooties sur un cas de trichinose observé à Molenbeck-Saint-Jean et soumis à l'Académie par M. le Ministre de l'intérieur et de l'instruction publique <Bull. Acad. roy. de méd. de Belg., Brux., 4. s., v. 1 (6), 25 juin, pp. 536-539. [W<sup>m</sup>.]

WEHMER, R. [Dr., Regier. u. Med.-Rath.] [See also Wernich, Albrecht Ludwig Agathon; & Wehmer, R.]

1897 a.—Das öffentliche Gesundheitswesen im Regierungs-Bezirk Coblenz in den Jahren 1892-94. Vierter Gesamtbericht. 99 pp.; Anlagen, 75 pp. 8°. Coblenz. [W<sup>a</sup>.]

WEHRMANN (née BRODSKY), SARAH.

1908 a.—Sur l'action pathogène des helminthes des oiseaux. Thèse. 41 pp., 6 figs. 8°. Paris. [W<sup>m</sup>.]

1909 a.—Idem <Arch. de parasitol., Par., v. 13 (2), 25 juillet, pp. 204-238, figs. 1-6. [W<sup>a</sup>, W<sup>m</sup>, W<sup>c</sup>.]

1909 b.—Idem. [Abstract by M. Weinberg] <Bull. de l'Inst. Pasteur, Par., v. 7 (8), 30 avril, pp. 357-358. [W<sup>a</sup>, W<sup>m</sup>.]

1909 c.—Idem. [Abstract of 1909 a, by W. Bensen] <Centralbl. f. Bakteriol. [etc.], Jena, 1. Abt., v. 45 (6), 14. Dec., Ref., pp. 162-163. [W<sup>a</sup>, W<sup>m</sup>.]

WEICH, C. LEOPOLD.

1886 a.—Die Malaria in ihren Beziehungen zum Gehörorgan. Diss. 56 pp. 8°. Basel. [W<sup>m</sup>.]

WEICHARDT, THEOD. TH. See Van Døveren, Gualtherus, 1776 a.

WEICHELBAUM, ANTON. [Prof., path. Anat., Wien.] [See also Schlesinger, Hermann; & Weichselbaum, Anton.]

1898 a.—Parasitologie <Handb. d. Hyg., Jena, v. 9 (2), pp. x+[63]-336, figs. 1-78. [W<sup>a</sup>, W<sup>m</sup>.]

1899 a.—Epidemiologie <Ibidem (3), pp. viii+[337]-564, figs. 1-4. [W<sup>a</sup>, W<sup>m</sup>.]

1902 a.—Was ist als Dysenterie zu bezeichnen? [Read 24. Sept. 1901] <Verhandl. d. Gesellsch. deutsch. Naturf. u. Aerzte, Leipz. (Hamburg, 22.-28. Sept. 1901), v. 73, 2. Theil (2), med. Abt., pp. 14-15. [W<sup>m</sup>.]

WEICHELBAUM, ANTON—Continued.

- 1905 a.—Idem. [Abstract by Max. Luehe] <Jahresb. ü. d. Fortschr. in d. Lehre v. d. path. Mikroorganism. [etc.] [Baumgarten], Leipz. (1902), v. 18, p. 662. [W<sup>a</sup>, W<sup>m</sup>.]  
 1906 a.—Ueber die Aetiologie der Syphilis <Wien. med. Wchnschr., v. 56 (8), 17. Feb., pp. 361-364. [W<sup>m</sup>.]  
 1906 b.—Idem. [Abstract] <Deutsche med. Wchnschr., Leipz., v. 32 (9), 1. März, p. 363. [W<sup>a</sup>, W<sup>m</sup>.]  
 1906 c.—Idem. [Abstract of 1906 a, by Isaac] <Hyg. Centralbl., Leipz., v. 1 (4), Apr., p. 122. [W<sup>a</sup>, W<sup>m</sup>.]

WEIDANZ, O. See Uhlenhuth, P.; Hoffmann, E.; & Weidanz, O.; and Uhlenhuth, P.; Weidanz, O.; & Angeloff.

VON WEIGEL, CHRISTIANUS EHRENFRIED. See Rudolphi, Carl Asmund, 1795 a.

WEIGERT, CARL. See Ehrlich, Paul; Krause, Rudolf; Mosse, Max; Rosin, Heinrich; & Weigert, Carl.

WEIHE. [Dr., Bad Oeynhausen.]

- 1883 a.—Beitrag zu den Wurmkrankheiten des Menschen <Berl. klin. Wchnschr., v. 20 (9), Feb. 26, pp. 131-132. [W<sup>a</sup>, W<sup>m</sup>.]

WEIHE, JUSTUS. [1808- .]

- [1832 a].—De *Filaria medinensi* (Gmel.). Diss. 25 pp., 3 l. 8°. Berolini. [W<sup>m</sup>.]

WEIJENBERGH, H. See Weyenbergh, G. Hendrik.

WEIKARD. [Leibarzt, Fulda.]

- 1780 a.—Vier kleine Aufsätze <N. Mag. f. Aerzte, Leipz., v. 2 (3), pp. 216-223. [W<sup>m</sup>.]

WEIL, P. ÉMILE. [Dr., Ancien interne des hôpitaux de Paris. [See also] Launois & Weil, Émile; and Roger, Henri; & Weil, P. Emile.]

WEIL, P. ÉMILE; & BOYÉ.

- 1909 a.—Essais de prévention et de correction de l'incoagulabilité hirudinique du sang chez le lapin (troisième note) <Compt. rend. Soc. de biol., Par., v. 67 (26), 23 juillet, pp. 192-194. [W<sup>a</sup>, W<sup>m</sup>, W<sup>e</sup>.]  
 1909 b.—Idem. [Abstract by P. Halbron] <Presse méd., Par., v. 17 (58), 21 juillet, p. 519. [W<sup>a</sup>, W<sup>m</sup>.]  
 1909 c.—Recherches physiologiques sur les applications de sangues en clinique humaine <Semaine méd., Par., v. 29 (36), 8 sept., pp. 421-422. [W<sup>m</sup>.]  
 1909 d.—Physiological researches on application of leeches. [Abstract of 1909 c] <N. York M. J. [etc.] (1614), v. 90 (19), Nov. 6, p. 927. [W<sup>a</sup>, W<sup>m</sup>, W<sup>e</sup>.]

WEIL, RICHARD. [M. D., Path., German Hospital, New York.]

- 1906 a.—Clinical examination of the stools <N. York M. J. [etc.] (1430), v. 83 (17), Apr. 28, pp. 856-861. [W<sup>a</sup>, W<sup>m</sup>.]  
 1906 b.—Idem. Reprint. 18 pp. 8°. New York. [W<sup>m</sup>.]

WEILL & MOURIQUAND, G.

- 1909 a.—Lombricose chez un nourrisson de 13 mois. [Read 26 jan.] <Bull. Soc. méd. d. hôp. de Lyon, v. 8 (1), 31 jan., pp. 65-69; discussion, pp. 69-70. [W<sup>m</sup>.]  
 1909 b.—Idem. [Abstract] <Presse méd., Par., v. 17 (18), 3 mars, pp. 156-157. [W<sup>a</sup>, W<sup>m</sup>.]

WEILL-MANTOU, J. [Dr.]

- 1909 a.—Hygiène individuelle et économie domestique. Avec la collaboration (pour l'économie domestique) de M. G. Grau et Mlle. J.-L. Gorraz. vi+319 pp., 80 figs. 12°. Paris. [W<sup>m</sup>.]

WEINBERG, L. [Dr.]

- 1875 a.—La médecine actuelle et la théorie du parasitisme dans la nosogenèse <Gaz. méd. d'Orient, Constant. (1875), v. 19 (1), avril, pp. 8-11; (2), mai, pp. 21-24; (3), juin, pp. 35-40. [W<sup>m</sup>.]

WEINBERG, M. [Asst., Inst. Pasteur, Paris.]

- 1904 a.—Un cas d'appendicite chez le chimpanzé <Ann. de l'Inst. Pasteur, Par., v. 18 (5), mai, pp. 323-331, pl. 3, figs. 1-2. [W<sup>a</sup>, W<sup>m</sup>.] [Also reprint: Lib. Stiles.]

WEINBERG, M.—Continued.

(1904 b).—Idem <Bull. gén. de thérap. [etc.], Par., 15 août.

1904 c.—Idem. [Abstract of 1904 a] <Bull. de l'Inst. Pasteur, Par., v. 2 (23), 15 déc., p. 965. [W<sup>a</sup>, W<sup>m</sup>.]

1904 d.—Appendizitis bei einem Schimpansen. [Abstract of 1904 b, by von Boltens Stern] <Fortschr. d. Med., Berl., v. 22 (29), 10. Oct., p. 1108. [W<sup>a</sup>, W<sup>m</sup>.]

1906 a.—Kystes vermineux du gros intestin chez le chimpanzé et les singes inférieurs. [Read 3 mars] <Compt. rend. Soc. de biol., Par., v. 60 (9), 9 mars, pp. 446-447. [W<sup>a</sup>, W<sup>m</sup>, W<sup>c</sup>.]

1906 b.—De la fixation des helminthes sur la muqueuse du tube digestif. [Read 12 mai] <Ibidem (17), 18 mai, pp. 796-797. [W<sup>a</sup>, W<sup>m</sup>, W<sup>c</sup>.]

1906 c.—Idem. [Abstract by Blum] <Centralbl. f. allg. Path. u. path. Anat., Jena, v. 17 (13), 16. Juli, p. 533. [W<sup>a</sup>, W<sup>m</sup>.]

1906 d.—Idem. [Secretary's abstract of 1906 b] <Rev. vét., Toulouse, v. 63 [n. s.], v. 31 (8), 1<sup>er</sup> août, p. 538. [W<sup>a</sup>.]

1906 e.—Lésions du tube digestif des singes dues au physaloptère. [Secretary's abstract of remarks, 20 juillet] <Bull. et mém. Soc. anat. de Par., v. 81, 6. s., v. 8 (7), juillet, p. 534. [W<sup>m</sup>.]

1906 f.—Lésions du tube digestif du cheval dues aux larves d'œstres. [Read 28 juillet] <Compt. rend. Soc. de biol., Par., v. 61 (27), 3 août, pp. 172-173. [W<sup>a</sup>, W<sup>m</sup>, W<sup>c</sup>.]

1906 g.—Idem. [Abstract] <Rev. vét., Toulouse, v. 63 [n. s.], v. 31 (11), 1<sup>er</sup> nov., pp. 724-725. [W<sup>a</sup>.]

1906 h.—Nodules à pentastomes dans la paroi intestinale du chimpanzé. [Secretary's abstract of remarks, 20 juillet] <Bull. et mém. Soc. anat. de Par., v. 81 (7), juillet, p. 534. [W<sup>m</sup>.]

1906 i.—Nodules à pentastomes à la surface du foie humain. [Secretary's abstract of remarks, 20 juillet] <Ibidem, p. 534. [W<sup>m</sup>.]

1906 k.—Fièvre typhoïde expérimentale chez un singe porteur de vers intestinaux. [Secretary's abstract of 1906 l, by Halbron] <Presse méd., Par., v. 14 (103), 26 déc., p. 839. [W<sup>a</sup>, W<sup>m</sup>.]

1906 l.—Idem. Original. [Read 22 déc.] <Compt. rend. Soc. de biol., Par., v. 61 (38), 28 déc., pp. 648-650. [W<sup>a</sup>, W<sup>m</sup>, W<sup>c</sup>.]

1907 a.—Transmission des microbes pathogènes par des larves d'helminthes. [Read 2 fév.] <Ibidem, v. 62 (4), 8 fév., pp. 203-205. [W<sup>a</sup>, W<sup>m</sup>, W<sup>c</sup>.]

1907 b.—Idem. [Secretary's abstract by Halbron] <Presse méd., Par., v. 15 (11), 6 fév., p. 87. [W<sup>a</sup>, W<sup>m</sup>.]

1907 c.—Idem. [Abstract of 1907 a] <Rev. vét., Toulouse, v. 64 [n. s.], v. 32 (4), 1<sup>er</sup> avril, pp. 277-278. [W<sup>a</sup>.]

1907 d.—Idem. [Abstract of 1907 a, by de Wæle] <Hyg. Centralbl., Leipz., v. 3 (1-2), Juli, p. 37. [W<sup>a</sup>, W<sup>m</sup>.]

1907 e.—Idem. [Abstract of 1907 a, by L. Panisset] <Rev. gén. de méd. vét., Toulouse (115-116), v. 10, 1 & 15 oct., pp. 406-407. [W<sup>a</sup>.]

1907 f.—Fièvre typhoïde expérimentale chez un singe porteur de vers intestinaux. [Abstract of 1906 l] <Semaine méd., Par., v. 27 (1), 2 jan., p. 12. [W<sup>m</sup>.]

1907 g.—Idem. [Abstract of 1906 l, by Blum] <Centralbl. f. allg. Path. u. path. Anat., Jena, v. 18 (14), 31. Juli, p. 570. [W<sup>a</sup>, W<sup>m</sup>.]

1907 h.—Idem. [Abstract of 1906 l, by Nieter] <Hyg. Rundschau, Berl., v. 17 (21), 1. Nov., pp. 1289-1290. [W<sup>a</sup>, W<sup>m</sup>.]

1907 i.—Idem. [Abstract of 1906 l, by A. Wolff-Eisner] <Centralbl. f. Bakteriologie, etc., Jena, 1. Abt., v. 40 (17-18), 13. Dec., Ref., p. 573. [W<sup>a</sup>, W<sup>m</sup>.]

1907 k.—Tumeurs inflammatoires à spiroptères chez le cheval. [Read 23 fév.] <Compt. rend. Soc. de biol., Par., v. 62 (7), 1<sup>er</sup> mars, pp. 287-289. [W<sup>a</sup>, W<sup>m</sup>, W<sup>c</sup>.]

## WEINBERG, M.—Continued.

- 1907 l.—Idem. [Secretary's abstract by Halbron] <Presse méd., Par., v. 15 (17), 27 fév., p. 135. [W<sup>a</sup>, W<sup>m</sup>.]
- 1907 m.—Idem. [Abstract of 1907 k] <Rev. vét., Toulouse, v. 64 [n. s.], v. 32 (4), 1<sup>er</sup> avril, p. 279. [W<sup>a</sup>.]
- 1907 n.—Idem. [Abstract of 1907 k, by L. Panisset] <Rev. gén. de méd. vét., Toulouse (115-116), v. 10, 1 & 15 oct., p. 407. [W<sup>u</sup>.]
- 1907 o.—Du rôle des helminthes, des larves d'helminthes et des larves d'insectes dans la transmission des microbes pathogènes <Ann. de l'Inst. Pasteur, Par., v. 21 (6), 25 juin, pp. 417-442, figs. 1-5, pl. 10, figs. 1-3; (7), 25 juillet, pp. 533-561, figs. 6-21. [W<sup>a</sup>, W<sup>m</sup>.]
- 1907 p.—Idem. [Abstract by Luedke] <Centralbl. f. d. ges. Physiol. u. Path. d. Stoffwechs., Leipz., v. 8, n. F., v. 2 (21), Nov., pp. 842; 845. [W<sup>a</sup>, W<sup>m</sup>.]
- 1907 q.—Sur une hémotoxine d'origine vermineuse. [Read 6 juillet] <Compt. rend. Soc. de biol., Par., v. 63 (24), 12 juillet, pp. 13-15. [W<sup>a</sup>, W<sup>m</sup>, W<sup>c</sup>.]
- 1907 r.—Idem <Rev. vét., Toulouse, v. 64 [n. s.], v. 32 (10), 1<sup>er</sup> oct., p. 701. [W<sup>a</sup>.]
- 1907 s.—Action de l'extrait de sclérostomes sur le sang du cheval <Ann. de l'Inst. Pasteur, Par., v. 21 (10), 25 oct., pp. 798-807. [W<sup>a</sup>, W<sup>m</sup>.]
- 1907 t.—The hæmotoxic actions of certain sclerostomes. [Abstract of 1907 s] <Lancet, Lond. (4395), v. 173, v. 2 (21), Nov. 23, p. 1480. [W<sup>a</sup>, W<sup>m</sup>, W<sup>c</sup>.]
- 1907 u.—Gli elminti, le larve d'elminti e le larve d'insetti considerati come veicoli di germi patogeni. [Abstract of 1907 o, by L. Cominotti] <Clin. vet., Milano, v. 30 (48), 30 nov., pp. 782-784. [W<sup>a</sup>.]
- 1908 a.—Du rôle des helminthes, des larves d'helminthes et des larves d'insectes dans la transmission des microbes pathogènes. [Abstract of 1907 o] <J. Trop. Vet. Sc., Calcutta, v. 3 (1), Jan., pp. 134-135. [Published Feb.] [W<sup>a</sup>, W<sup>m</sup>.]
- 1908 b.—Idem. [Abstract of 1907 o] <Bull. de l'Inst. Pasteur, Par., v. 6 (1), 15 jan., pp. 25-27. [W<sup>a</sup>, W<sup>m</sup>.]
- 1908 c.—Idem. [Abstract of 1907 o, by L. Panisset] <Rev. gén. de méd. vét., Toulouse (127), v. 11, 1<sup>er</sup> avril, pp. 406-409. [W<sup>a</sup>.]
- 1908 d.—Idem. [Abstract of 1907 o, by Silberschmidt] <Hyg. Rundschau, Berl., v. 18 (12), 15. Juni, p. 720. [W<sup>a</sup>, W<sup>m</sup>.]
- 1908 e.—Idem. [Abstract of 1907 o] <Rev. vét., Toulouse, v. 65 [n. s.], v. 33 (9), 1<sup>er</sup> sept., pp. 595-597. [W<sup>a</sup>, W<sup>m</sup>.]
- 1908 f.—Hemolytic action of extract of *Schlerostomum* [sic]. [Abstract of 1907 s] <J. Am. M. Ass., Chicago, v. 50 (1), Jan. 4, p. 79. [W<sup>a</sup>, W<sup>m</sup>, W<sup>c</sup>.]
- 1908 g.—Passage dans l'organisme des substances toxiques sécrétées par les helminthes (sclerostome, œsophagostome, ankylostome). [Read 11 jan.] <Compt. rend. Soc. de biol., Par., v. 64 (1), 17 jan., pp. 25-27. [W<sup>a</sup>, W<sup>m</sup>, W<sup>c</sup>.]
- 1908 h.—Idem. [Abstract] <Presse méd., Par., v. 16 (5), 15 jan., p. 39. [W<sup>a</sup>, W<sup>m</sup>.]
- 1908 i.—Idem. [Secretary's abstract of 1908 g] <Rev. vét., Toulouse, v. 65 [n. s.], v. 33 (4), 1<sup>er</sup> avril, pp. 228-229. [W<sup>a</sup>.]
- 1908 k.—Idem. [Abstract of 1908 g] <Bull. de l'Inst. Pasteur, Par., v. 6 (7), 15 avril, p. 318. [W<sup>a</sup>, W<sup>m</sup>.]
- 1908 l.—Idem. [Abstract of 1908 g, by L. Panisset] <Rev. gén. de méd. vét., Toulouse (129), v. 11, 1<sup>er</sup> mai, p. 534. [W<sup>a</sup>.]
- 1908 m.—Wirkung des Auszuges von Sklerostomen auf Pferdeblut. [Abstract of 1907 s] <Wehnschr. f. Tierh. u. Viehzucht, München, v. 52 (3), 21. Jan., p. 51. [W<sup>a</sup>, W<sup>m</sup>.]
- 1908 n.—Sur une hématoxine d'origine vermineuse. [Abstract of 1907 q] <Bull. de l'Inst. Pasteur, Par., v. 6 (2), 30 jan., pp. 80-81. [W<sup>a</sup>, W<sup>m</sup>, W<sup>c</sup>.]
- 1908 o.—Action de l'extrait de sclérostomes. [Abstract of 1907 s] <Ibidem, pp. 80-81. [W<sup>a</sup>, W<sup>m</sup>.]

WEINBERG, M.—Continued.

- 1908 p.—Idem. [Abstract of 1907 s] <J. Trop. Vet. Sc., Calcutta, v. 3 (2), Apr., pp. 265-266. [Published May.] [W<sup>a</sup>, W<sup>m</sup>.]
- 1908 q.—Idem. [Abstract of 1907 s, by L. Panisset] <Rev. gén. de méd. vét., Toulouse (129), v. 11, 1<sup>er</sup> mai, pp. 533-534. [W<sup>a</sup>.]
- 1908 r.—Idem. [Abstract of 1907 s, by Schruppf] <Centralbl. f. Bakteriol. [etc.], Jena, 1. Abt., v. 41 (19-21), 12. Juni, Ref., pp. 715-716. [W<sup>a</sup>, W<sup>m</sup>.]
- 1908 s.—Idem. [Abstract of 1907 s, by Silberschmidt] <Hyg. Rundschau, Berl., v. 18 (12), 15. Juni, p. 721. [W<sup>a</sup>, W<sup>m</sup>.]
- 1908 t.—Toxic effect of *Sclerostomum equinum*. [Abstract of 1907 s] <J. Roy. Micr. Soc., Lond. (1), Feb., p. 49. [W<sup>a</sup>, W<sup>m</sup>, W<sup>c</sup>.]
- 1908 u.—Toxins secreted by parasites. [Abstract of 1908 g] <Ibidem (2), Apr., p. 180. [W<sup>a</sup>, W<sup>m</sup>, W<sup>c</sup>.]
- 1908 v.—The parts played by helminths and their larvæ, as well as those of insects, in the transport of pathogenic microbes. [Abstract of 1907 o] <J. Trop. M. & Hyg., Lond., v. 11 (6), Mar. 16, p. 100. [W<sup>a</sup>, W<sup>m</sup>.]
- 1908 w.—Transmission des microbes pathogènes par les larves d'helminthes. [Abstract of 1907 a, by A. Wolff-Eisner] <Centralbl. f. Bakteriol. [etc.], Jena, 1. Abt., v. 41 (7-10), 31. März, Ref., p. 269. [W<sup>a</sup>, W<sup>m</sup>.]
- 1908 x.—Die Rolle der Eingeweidewürmer, der Larven derselben und der Insektenlarven bei der Übertragung der pathogenen Mikroorganismen. [Abstract of 1907 o] <Tierarzt, Leipzig., v. 47 (5), Mai, p. 107. [W<sup>a</sup>, W<sup>m</sup>.]
- 1908 y.—A bélélésködök s ezek álczáinak, valamint a rovarélczáknak szerepe a pathogen mikroorganizmusok átvitelében. [Abstract of 1907 o, by Lenkey] <Állat. lapok, Budapest, v. 31 (19), május 9, p. 240. [W<sup>a</sup>, W<sup>m</sup>.]
- 1908 z.—Substances hémotoxiques sécrétées par les larves d'œstres. [Read 11 juillet] <Compt. rend. Soc. de biol., Par., v. 65 (25), 17 juillet, pp. 75-77. [W<sup>a</sup>, W<sup>m</sup>, W<sup>c</sup>.]
- 1908 aa.—Idem. [Abstract] <Bull. de l'Inst. Pasteur, Par., v. 6 (19), 15 oct., p. 865. [W<sup>a</sup>, W<sup>m</sup>.]
- 1908 bb.—Idem. [Secretary's abstract of 1908 z] <Rev. vét., Toulouse, v. 65 [n. s.], v. 33 (11), 1<sup>er</sup> nov., p. 706. [W<sup>a</sup>.]
- 1908 cc.—Idem. [Abstract of 1908 z, by M. Douville] <Rec. de méd. vét., Par., v. 85 (23), 15 déc., pp. 800-801. [W<sup>a</sup>, W<sup>m</sup>.]
- 1908 dd.—Hæmotoxine in Strongyliden. [Abstract of 1907 r, by Rievel] <Deutsche tierärztl. Wchnschr., Hannov., v. 16 (38), 19. Sept., p. 543. [W<sup>a</sup>, W<sup>m</sup>.]
- 1908 ee.—Toxine von Sklerostomen. [Abstract of 1908 i, by Rievel] <Ibidem (42), 17. Oct., p. 604. [W<sup>a</sup>, W<sup>m</sup>.]
- 1909 a.—Hæmolytische Substanzen in Oestruslarven. [Abstract of 1908 z, by Rievel] <Ibidem, v. 17 (26), 26. Juni, p. 384. [W<sup>a</sup>, W<sup>m</sup>.]
- 1909 b.—Substances hémotoxiques sécrétées par les larves d'œstres. [Abstract of 1908 z] <J. Trop. Vet. Sc., Calcutta, v. 4 (1), p. 97. [W<sup>a</sup>, W<sup>m</sup>.]
- 1909 c.—Valeur comparée de deux procédés de laboratoire (déviation du complément et précipito-diagnostic) en vue du diagnostic de l'échinococcose. [Read 23 jan.] <Compt. rend. Soc. de biol., Par., v. 66 (3), 29 jan., pp. 133-135. [W<sup>a</sup>, W<sup>m</sup>, W<sup>c</sup>.]
- 1909 d.—Idem. [Abstract by P. Halbron] <Presse méd., Par., v. 17 (8), 27 jan., p. 71. [W<sup>a</sup>, W<sup>m</sup>.]
- 1909 e.—Idem. [Author's abstract of 1909 c] <Bull. de l'Inst. Pasteur, Par., v. 7 (4), 28 fév., pp. 167-168. [W<sup>a</sup>, W<sup>m</sup>.]
- 1909 f.—Idem. [Abstract of 1909 c, by Moreschi] <Ztschr. f. Immunitätsforsch. [etc.], Jena, 2. Teil, v. 1 (1), 20. März, Ref., p. 39. [W<sup>a</sup>, W<sup>m</sup>.]
- 1909 g.—Idem. [Abstract of 1909 c, by Blum] <Centralbl. f. allg. Path. u. path. Anat., Jena, v. 20 (15-16), 31. Aug., p. 750. [W<sup>a</sup>, W<sup>m</sup>.]



## WEINBERG, M.—Continued.

- 1909 h.—Idem. [Abstract of 1909 c, by Dieterlen] <Centralbl. f. Bakteriologie [etc.], Jena, 1. Abt., v. 45 (6), 14. Dec., Ref., p. 186. [W<sup>a</sup>, W<sup>m</sup>.]
- 1909 i.—Recherche des anticorps spécifiques dans la distomatose et la cysticerose. [Read 6 fév.] <Compt. rend. Soc. de biol., Par., v. 66 (5), 12 fév., pp. 219-221. [W<sup>a</sup>, W<sup>m</sup>, W<sup>c</sup>.]
- 1909 k.—Idem. [Abstract by P. Halbron] <Presse méd., Par., v. 17 (12), 10 fév., p. 101. [W<sup>a</sup>, W<sup>m</sup>.]
- 1909 l.—Idem. [Abstract of 1909 i] <Rev. vét., Toulouse, v. 66 [n. s.], v. 34 (4), 1<sup>er</sup> avril, p. 227. [W<sup>a</sup>, W<sup>m</sup>.]
- 1909 m.—Idem. [Author's abstract of 1909 i] <Bull. de l'Inst. Pasteur, Par., v. 7 (11), 15 juin, p. 482. [W<sup>a</sup>, W<sup>m</sup>.]
- 1909 n.—Idem. [Abstract of 1909 i, by A. Wolff-Eisner] <Centralbl. f. Bakteriologie [etc.], Jena, 1. Abt., v. 44 (5), 15. Juli, Ref., p. 155. [W<sup>a</sup>, W<sup>m</sup>.]
- 1909 o.—Nouvelle contribution à l'étude du rôle des helminthes dans l'étiologie des maladies infectieuses. [Abstract of 1908 g] <Rev. vét., Toulouse, v. 66 [n. s.], v. 34 (3), 1<sup>er</sup> mars, p. 183. [W<sup>a</sup>.]
- 1909 p.—Recherches des anticorps spécifiques chez les anciens porteurs de kyste hydatique. [Read 27 mars] <Compt. rend. Soc. de biol., Par., v. 66 (12), 2 avril, pp. 539-540. [W<sup>a</sup>, W<sup>m</sup>, W<sup>c</sup>.]
- 1909 q.—Idem. [Abstract by P. Halbron] <Presse méd., Par., v. 17 (26), 31 mars, p. 229. [W<sup>a</sup>, W<sup>m</sup>.]
- 1909 r.—Idem. [Author's abstract of 1909 p] <Bull. de l'Inst. Pasteur, Par., v. 7 (11), 15 juin, pp. 483-484. [W<sup>a</sup>, W<sup>m</sup>.]
- 1909 s.—Idem. [Abstract of 1909 p, by Dieterlen] <Centralbl. f. Bakteriologie [etc.], Jena, 1. Abt., v. 44 (5), 15. Juli, Ref., p. 156. [W<sup>a</sup>, W<sup>m</sup>.]
- 1909 t.—Séro-diagnostic de la distomatose et de la cysticerose. [Abstract of 1909 i] <Rev. scient., Par., v. 47 (15), 10 avril, p. 471. [W<sup>a</sup>, W<sup>c</sup>.]
- 1909 u.—À propos de la technique de fixation du complément, au point de vue surtout du séro-diagnostic de l'échinococcose. [Read 22 mai] <Compt. rend. Soc. de biol., Par., v. 66 (18), 28 mai, pp. 816-818. [W<sup>a</sup>, W<sup>m</sup>, W<sup>c</sup>.]
- 1909 v.—Idem. [Abstract by Paul Aubourg] <Presse méd., Par., v. 17 (42), 26 mai, p. 383. [W<sup>a</sup>, W<sup>m</sup>.]
- 1909 w.—Idem. [Abstract of 1909 u, by Seligmann] <Ztschr. f. Immunitätsforsch. [etc.], Jena, 2. Teil, v. 1 (7), 18. Aug., Ref., p. 484. [W<sup>a</sup>, W<sup>m</sup>.]
- 1909 x.—Idem . . . de l'*Echinococcus*. [Abstract of 1909 u, by Wolff-Eisner] <Centralbl. f. d. med. Wissensch., Berl., v. 47 (52), 25. Dec., p. 856. [W<sup>a</sup>, W<sup>m</sup>.]
- 1909 y.—[Leber-*Echinococcus*.] [Secretary's abstract of 1909 p] <Berl. klin. Wchnschr., v. 46 (24), 14. Juni, p. 1143. [W<sup>a</sup>, W<sup>m</sup>.]
- 1909 z.—Séro-diagnostic de l'échinococcose <Ann. de l'Inst. Pasteur, Par., v. 23 (6), 25 juin, pp. 472-502, 4 tables. [W<sup>a</sup>, W<sup>m</sup>.]
- 1909 aa.—Idem. [Abstract by Dørr] <Ztschr. f. Immunitätsforsch. [etc.], Jena, 2. Teil, v. 1 (7), 18. Aug., Ref., pp. 481-482. [W<sup>a</sup>.]
- 1909 bb.—Idem. [Author's abstract of 1909 z] <Bull. de l'Inst. Pasteur, Par., v. 7 (18), 30 sept., pp. 771-772. [W<sup>a</sup>, W<sup>m</sup>.]
- 1909 cc.—Idem. [Abstract of 1909 z, by M. B. Schmidt] <Centralbl. f. allg. Path. u. path. Anat., Jena, v. 20 (19), 15. Oct., p. 890. [W<sup>a</sup>, W<sup>m</sup>.]
- 1909 dd.—Idem. [Abstract of 1909 z] <Rev. scient., Par., v. 47 (17), 23 oct., p. 535. [W<sup>a</sup>.]
- 1909 ee.—Idem. [Abstract of 1909 z, by Ungermann] <Centralbl. f. Bakteriologie [etc.], Jena, 1. Abt., v. 45 (6), 14. Dec., Ref., p. 187. [W<sup>a</sup>, W<sup>m</sup>.]
- 1909 ff.—Oesophagostome des anthropoïdes et des singes inférieurs <Arch. de parasitol., Par., v. 13 (2), 25 juillet, pp. 161-203, figs. 1-14, pl. 1, figs. 1-2. [W<sup>a</sup>, W<sup>m</sup>, W<sup>c</sup>.]

## WEINBERG, M.—Continued.

- 1909 gg.—Idem. [Author's abstract] <Bull. de l'Inst. Pasteur, Par., v. 7 (8), 30 avril, p. 356. [W<sup>a</sup>, W<sup>m</sup>.]
- 1909 hh.—Idem. [Abstract of 1909 ff, by W. Bensen] <Centralbl. f. Bakteriolog. [etc.], Jena, 1. Abt., v. 45 (6), 14. Dec., Ref., p. 178. [W<sup>a</sup>, W<sup>m</sup>.]
- 1909 ii.—Serodiagnosis of hydatid cyst disease. [Abstract of 1909 z] <J. Am. M. Ass., Chicago, v. 53 (8), Aug. 21, p. 658. [W<sup>a</sup>, W<sup>m</sup>, W<sup>c</sup>.]
- 1909 kk.—The serum-diagnosis of hydatid disease. [Editorial abstract of 1909 z] <Lancet, Lond. (4488), v. 177, v. 2 (10), Sept. 4, pp. 733-734. [W<sup>a</sup>, W<sup>m</sup>, W<sup>c</sup>.]
- 1909 ll.—Serodiagnose der Echinokokkenkrankheit. [Abstract of 1909 z, by Dieudonné] <Deutsche med. Wchnschr., Leipz., v. 35 (40), 7. Oct., p. 1763. [W<sup>a</sup>, W<sup>m</sup>.]
- 1909 mm.—Zur Serumdiagnose der Echinokokkenkrankheit. [Abstract of 1909 z] <München. med. Wchnschr., v. 56 (42), 19. Oct., p. 2181. [W<sup>a</sup>, W<sup>m</sup>.]
- 1909 nn.—Nodules aberrants à œsophagostome chez le singe <Bull. Soc. de path. exot., Par., v. 2 (10), 8 déc., pp. 611-612. [W<sup>m</sup>.]
- 1909 oo.—Recherche des substances antitryptiques dans le sérum des porteurs de kyste hydatique. [Read 23 oct.] <Compt. rend. Soc. de biol., Par., v. 37 (29), 29 oct., pp. 432-434. [W<sup>a</sup>, W<sup>m</sup>, W<sup>c</sup>.]
- 1910 a.—Idem. [Author's abstract] <Bull. de l'Inst. Pasteur, Par., v. 8 (3), 15 fév., pp. 100-101. [W<sup>a</sup>, W<sup>m</sup>.]
- 1910 b.—L'œsophagostome des anthropoïdes et des singes inférieurs. [Abstract of 1909 ff] <Rec. de méd. vét., Par., v. 87 (3), 15 fév., pp. 126-127. [W<sup>a</sup>, W<sup>m</sup>.]
- 1910 c.—Séro-diagnostic de l'échinococcose. [Abstract of 1909 z, by Poppe] <Ztschr. f. Fleisch- u. Milchhyg., Berl., v. 20 (6), März, pp. 202-203. [W<sup>a</sup>, W<sup>m</sup>.]
- 1910 d.—Idem. [Abstract of 1909 z, by Silberschmidt] <Hyg. Rundschau, Berl., v. 20 (5), 1. März, p. 265. [W<sup>a</sup>, W<sup>m</sup>.]
- 1910 e.—À propos de l'apparition tardive des réactions biologiques provoquées par les kystes hydatiques. [Read 12 mars] <Compt. rend. Soc. de biol., Par., v. 68 (10), 18 mars, pp. 446-448. [W<sup>a</sup>, W<sup>m</sup>, W<sup>c</sup>.]
- 1910 f.—Passaggio nell' organismo di sostanze tossiche secrete dagli elminti (sclerostomi, esofagostomi, anchilostomi). [Abstract of 1908 g] <Gior. r. Soc. naz. vet., Torino, v. 59 (3), 15 gen., pp. 57-58. [W<sup>a</sup>.]
- 1910 g.—Serodiagnostika ekhinokokkoza. [Abstract of 1909 z] <Ark. vet. nauk, S.-Peterb., v. 40 (6), pp. 741-743. [W<sup>a</sup>.]
- 1910 h.—Nodules aberrants à œsophagostome chez le singe. [Author's abstract of 1909 nn] <Bull. de l'Inst. Pasteur, Par., v. 8 (8), 30 avril, p. 354. [W<sup>a</sup>, W<sup>m</sup>.]

## WEINBERG, M.; &amp; BOLDIN, L.

- 1909 a.—À propos des anticorps spécifiques dans le sérum des malades atteints d'échinococcose. [Read 23 jan.] <Compt. rend. Soc. de biol., Par., v. 66 (3), 29 jan., pp. 135-136. [W<sup>a</sup>, W<sup>m</sup>, W<sup>c</sup>.]
- 1909 b.—Idem. [Abstract by P. Halbron] <Presse méd., Par., v. 17 (8), 27 jan., p. 70. [W<sup>a</sup>, W<sup>m</sup>.]
- 1909 c.—Idem. [Abstract of 1909 a, by Weinberg] <Bull. de l'Inst. Pasteur, Par., v. 7 (4), 28 fév., pp. 167-168. [W<sup>a</sup>, W<sup>m</sup>.]
- 1909 d.—Idem. [Abstract of 1909 a, by Moreschi] <Ztschr. f. Immunitätsforsch. [etc.], Jena, 2. Teil, v. 1 (1), 20. März, Ref., p. 39. [W<sup>a</sup>, W<sup>m</sup>.]
- 1909 e.—Idem. [Abstract of 1909 a, by Dieterlen] <Centralbl. f. Bakteriolog. [etc.], Jena, 1. Abt., v. 45 (6), 14. Dec., Ref., p. 186. [W<sup>a</sup>, W<sup>m</sup>.]

## WEINBERG, M.; &amp; BRIMONT.

- 1909 a.—Lésions de l'intestin produites par le gnathostome <Bull. Soc. de path. exot., Par., v. 2 (2), 10 fév., pp. 104-106, figs. 1-3. [W<sup>m</sup>.]
- 1909 b.—Lésions du gros intestin du tamarin causées par un gnathostome. [Abstract of 1909 a, by Levaditi] <Presse méd., Par., v. 17 (14), 17 fév., p. 127. [W<sup>a</sup>, W<sup>m</sup>.]

## WEINBERG, M.; &amp; BRIMONT—Continued.

1909 c.—Lésions du gros intestin produites par le gnathostome. [Abstract of 1909 a, by M. Weinberg] <Bull. de l'Inst. Pasteur, Par., v. 7 (8), 30 avril, p. 357. [W<sup>a</sup>, W<sup>m</sup>.]

## WEINBERG, M.; &amp; LÉGER, M.

1908 a.—Action des substances toxiques du sclérostome sur l'organisme animal: Recherches expérimentales. [Read 11 avril] <Compt. rend. Soc. de biol., Par., v. 6 (14), 17 avril, pp. 673-674. [W<sup>a</sup>, W<sup>m</sup>, W<sup>c</sup>.]

1908 b.—Idem. [Abstract] <Bull. de l'Inst. Pasteur, Par., v. 6 (12), 30 juin, pp. 570-571. [W<sup>a</sup>, W<sup>m</sup>.]

1908 c.—Idem. [Abstract of 1908 a] <Rev. vét., Toulouse, v. 65 [n. s.], v. 33 (7), 1<sup>er</sup> juillet, p. 468. [W<sup>a</sup>.]

1908 d.—Idem. [Abstract of 1908 a, by L. Panisset] <Rev. gén. de méd. vét., Toulouse (139-140), v. 12, 1<sup>er</sup>-15 oct., pp. 454-455. [W<sup>a</sup>.]

1908 e.—Recherches cliniques et expérimentales sur l'ankylostomiase. Ankylostomés et ankylostomiasiques. [Read 8 avril] <Bull. Soc. de path. exot., Par., v. 1 (4), pp. 229-233. [W<sup>m</sup>.]

1908 f.—Recherches sur l'ankylostomiase. [Abstract of 1908 e, by C. Levaditi] <Presse méd., Par., v. 16 (31), 15 avril, pp. 245-246. [W<sup>a</sup>, W<sup>m</sup>.]

1908 g.—Ankylostomés et ankylostomiasiques. [Abstract of 1908 e, by M. Weinberg] <Bull. de l'Inst. Pasteur, Par., v. 6 (12), 30 juin, p. 570. [W<sup>a</sup>, W<sup>m</sup>.]

1909 a.—Recherches cliniques et expérimentales sur l'ankylostomiase. Ankylostomés et ankylostomiasiques. [Abstract of 1908 e, by Dieterlen] <Centralbl. f. Bakteriol. [etc.], Jena, 1. Abt., v. 44 (5), 15. Juli, Ref., p. 146. [W<sup>a</sup>, W<sup>m</sup>.]

## WEINBERG, M.; LÉGER, M.; &amp; ROMANOVITCH.

1908 a.—De la fréquence des helminthiases dans quelques régions de la France. [Read 14 nov.] <Compt. rend. Soc. de biol., Par., v. 65 (32), 20 nov., pp. 427-428. [W<sup>a</sup>, W<sup>m</sup>, W<sup>c</sup>.]

1908 b.—De l'existence en France, à l'état endémique, d'une entérite à anguillule intestinale. [Read 7 nov.] <Ibidem (31), 13 nov., pp. 396-398. [W<sup>a</sup>, W<sup>m</sup>, W<sup>c</sup>.]

1908 c.—Idem. [Abstract by P. Halbron] <Presse méd., Par., v. 16 (93), 18 nov., p. 752. [W<sup>a</sup>, W<sup>m</sup>.]

## WEINBERG, M.; &amp; MELLO, UGO.

1908 a.—Recherches expérimentales sur l'origine de l'éosinophilie dans les helminthiases <Bull. Soc. de path. exot., Par., v. 1 (8), 14 oct., pp. 463-471. [W<sup>m</sup>.]

1909 a.—Idem. [Abstract by Weinberg] <Bull. de l'Inst. Pasteur, Par., v. 7 (4), 28 fév., p. 176. [W<sup>a</sup>, W<sup>m</sup>.]

## WEINBERG, M.; &amp; MOORE, ALEXANDER.

1908 a.—Quelques données sur l'éosinophilie dans les helminthiases <Bull. Soc. de path. exot., Par., v. 1 (8), 14 oct., pp. 459-463. [W<sup>m</sup>.]

1909 a.—Idem. [Abstract by Weinberg] <Bull. de l'Inst. Pasteur, Par., v. 7 (4), 28 fév., p. 176. [W<sup>a</sup>, W<sup>m</sup>.]

## WEINBERG, M.; &amp; PARVU.

1908 a.—Réaction de Bordet-Gengou dans les helminthiases. [Read 17 oct.] <Compt. rend. Soc. de biol., Par., v. 65 (28), 23 oct., pp. 298-300. [W<sup>a</sup>, W<sup>m</sup>, W<sup>c</sup>.]

1908 b.—Diagnostic de P'échinococcose par la recherche des anticorps spécifiques. [Read 5 déc.] <Ibidem (35), 11 déc., pp. 562-564. [W<sup>a</sup>, W<sup>m</sup>, W<sup>c</sup>.]

1908 c.—Idem. (Deuxième note.) [Read 19 déc.] <Ibidem (37), 25 déc., pp. 644-646. [W<sup>a</sup>, W<sup>m</sup>, W<sup>c</sup>.]

1908 d.—Idem. [Abstract of 1908 b] <Presse méd., Par., v. 16 (99), 9 déc., p. 800. [W<sup>a</sup>, W<sup>m</sup>.]

1908 e.—Idem. [Abstract of 1908 c, by P. Halbron] <Ibidem (103), 23 déc., p. 839. [W<sup>a</sup>, W<sup>m</sup>.]

1909 a.—Idem. [Abstract of 1908 b] <Rev. scient., Par., v. 47 (5), 30 jan., pp. 149-150. [W<sup>a</sup>, W<sup>m</sup>, W<sup>c</sup>.]

WEINBERG, M.; & PARVU—Continued.

- 1909 b.—Idem. [Abstract of 1908 b] <Rev. vét., Toulouse, v. 66 [n. s.], v. 34 (2), 1<sup>er</sup> fév., p. 100. [W<sup>a</sup>.]  
 1909 c.—Idem. Deuxième note. [Abstract of 1908 c] <Ibidem, p. 101. [W<sup>a</sup>.]  
 1909 d.—Idem. [Abstract of 1908 b, by Weinberg] <Bull. de l'Inst. Pasteur, Par., v. 7 (4), 28 fév., pp. 167-168. [W<sup>a</sup>, W<sup>m</sup>.]  
 1909 e.—Idem. Deuxième note. [Abstract of 1908 c, by Weinberg] <Ibidem, pp. 167-168. [W<sup>a</sup>, W<sup>m</sup>.]  
 1909 f.—Idem. [Abstract of 1908 b, by A. Wolff-Eisner] <Centralbl. f. Bakteriologie. [etc.], Jena, 1. Abt., v. 44 (5), 15. Juli, Ref., p. 154. [W<sup>a</sup>, W<sup>m</sup>.]  
 1909 g.—Idem. [Abstract of 1908 c, by A. Wolff-Eisner] <Ibidem, pp. 154-155. [W<sup>a</sup>, W<sup>m</sup>.]  
 1909 h.—Réaction de Bordet-Gengou dans les helminthiases. [Abstract of 1908 a, by A. Wolff-Eisner] <Ibidem, pp. 153-154. [W<sup>a</sup>, W<sup>m</sup>.]  
 1909 i.—Idem. [Abstract of 1908 a, by Weinberg] <Bull. de l'Inst. Pasteur, Par., v. 7 (4), 28 fév., pp. 166-168. [W<sup>a</sup>, W<sup>m</sup>.]  
 1909 k.—Sur l'arrêt des anticorps hydatiques au niveau du placenta. [Abstract] <Rev. scient., Par., v. 47 (24), 1. sem., 12 juin, pp. 758-759. [W<sup>a</sup>, W<sup>m</sup>, W<sup>c</sup>.]  
 1909 l.—Spetsifikatsiia protivotielia pri ekhinokokkakh. [Abstract of 1908 b] <Ark. vet. nauk, S.-Peterb., v. 39 (10), pp. 1297-1298. [W<sup>a</sup>.]

WEINBERG, M.; & ROMANOVITCH.

- 1907 a.—Lésions de l'intestin grêle du porc produites par l'échinorhynque géant. Nouvelle contribution à l'étude de rôle des helminthes dans l'étiologie des maladies infectieuses <Ann. de l'Inst. Pasteur, Par., v. 21 (12), 25 déc., pp. 960-968, figs. 1-4, pl. 22, figs. 1-2. [W<sup>a</sup>, W<sup>m</sup>.]  
 1908 a.—Idem. [Abstract] <Bull. de l'Inst. Pasteur, Par., v. 6 (7), 15 avril, pp. 315-316. [W<sup>a</sup>, W<sup>m</sup>.]  
 1908 b.—Idem. [Abstract of 1907 a, by Schrupf] <Centralbl. f. Bakteriologie. [etc.], Jena, 1. Abt., v. 41 (19-21), 12. Juni, Ref., p. 669. [W<sup>a</sup>, W<sup>m</sup>.]  
 1908 c.—Idem. [Abstract of 1907 a, by Silberschmidt] <Hyg. Rundschau, Berl., v. 18 (22), 15. Nov., p. 1346. [W<sup>a</sup>, W<sup>m</sup>.]  
 1908 d.—Idem. [Abstract of 1907 a, by Kurt Meyer] <Hyg. Centralbl., Leipz., v. 4 (17), Dec., p. 525. [W<sup>a</sup>, W<sup>m</sup>.]  
 1908 e.—Lesioni dell' intestino tenue del porco prodotte dal *Gigantorhincus* [sic] *gigas*. [Abstract of 1907 a, by L. Cominotti] <Clin. vet., Milano, v. 31 (3), 18 gennaio, p. 41. [W<sup>a</sup>.]  
 1908 f.—Helminthiase de l'intestin grêle du chimpanzé et des singes inférieurs. [Read 11 mars] <Bull. Soc. de path. exot., Par., v. 1 (3), pp. 181-186, figs. A-C. [W<sup>m</sup>.]  
 1908 g.—Lésions de l'intestin du porc causées par l'échinorhynque géant. Rôle des helminthes dans l'étiologie des maladies infectieuses. [Abstract of 1907 a] <Ann. de méd. vét., Brux., v. 57 (10), oct., p. 566. [W<sup>a</sup>.]  
 1908 h.—Veränderungen des Dünndarmes beim Schweine hervorgerufen durch *Echinorhynchus gigas*. [Abstract of 1907 a, by Volkmann] <Deutsche tierärztl. Wchnschr., Hannov., v. 16 (44), 31. Oct., pp. 633-634. [W<sup>a</sup>, W<sup>m</sup>.]  
 (1909 a).—Sur quelques helminthiases observées à Tunis (lésions provoquées chez le bœuf par l'amphistome conique, le nématode de Drechsler et le pentastome denticulé) <Arch. de l'Inst. Pasteur de Tunis, v. 1, fév., p. 3.  
 1909 b.—Idem. [Abstract by M. Weinberg] <Bull. de l'Inst. Pasteur, Par., v. 7 (8), 30 avril, pp. 355-356. [W<sup>a</sup>, W<sup>m</sup>.]  
 1909 c.—Idem. [Abstract of 1909 a, by Manteufel] <Centralbl. f. Bakteriologie. [etc.], Jena, 1. Abt., v. 44 (5), 15. Juli, Ref., pp. 130-131. [W<sup>a</sup>, W<sup>m</sup>.]  
 1909 d.—Idem. [Abstract of 1909 a, by G. Petit] <Rec. de méd. vét., Par., v. 86 (23), 15 déc., pp. 841-842. [W<sup>a</sup>.]  
 1910 a.—Idem. [Abstract of 1909 a] <Rev. gén. de méd. vét., Toulouse (178), v. 15, 15 mai, pp. 603-604. [W<sup>a</sup>.]

WEINBERG, M.; & ROMANOVITCH—Continued.

1910 b.—Sur quelques helminthiases du bœuf. [Abstract of 1909 a] <Rev. vét., Toulouse, v. 67 [n. s.], v. 35 (1), 1<sup>er</sup> jan., pp. 44–46. [W<sup>a</sup>, W<sup>m</sup>.]

WEINBERG, M.; & SOEVES, (Mlle.) INGA.

1906 a.—Flore intestinale des helminthes. [Read 8 déc.] <Compt. rend. Soc. de biol., Par., v. 61 (36), 14 déc., pp. 560–562. [W<sup>a</sup>, W<sup>m</sup>, W<sup>c</sup>.]

1906 b.—Idem. [Secretary's abstract] <Presse méd., Par., v. 14 (100), 15 déc., p. 811. [W<sup>a</sup>, W<sup>m</sup>.]

1907 a.—Idem. [Abstract of 1906 a] <Rev. vét., Toulouse, v. 64 [n. s.], v. 32 (2), 1<sup>er</sup> fév., p. 126. [W<sup>a</sup>, W<sup>m</sup>.]

1907 b.—Idem. [Review of 1906 a, by I. Dragoiu] <Arhiva vet., București, v. 4 (2), apr., pp. 134–135. [W<sup>a</sup>.]

1907 c.—Idem. [Abstract of 1906 a, by L. Borchart] <Centralbl. f. d. ges. Physiol. u. Path. d. Stoffwechs., Leipz., v. 8, n. F., v. 2 (11), Juni, p. 436. [W<sup>a</sup>, W<sup>m</sup>.]

1907 d.—Idem. [Abstract of 1906 a, by Blum] <Centralbl. f. allg. Path. u. path. Anat., Jena, v. 18 (14), 31. Juli, p. 570. [W<sup>a</sup>, W<sup>m</sup>.]

1907 e.—Bacteriengehalt im Darmkanal der Würmer. [Abstract of 1906 a, by Rievel] <Deutsche tierärztl. Wehnschr., Hannov., v. 15 (43), 26. Oct., p. 606. [W<sup>a</sup>.]

WEINBERG, M.; & VIEILLARD.

1909 a.—Sur le diagnostic de l'échinococcose chez le dromadaire <Bull. Soc. centr. de méd. vét., Par., v. 63, 30 jan., pp. 50–51. [W<sup>a</sup>, W<sup>m</sup>.]

1909 b.—Idem. [Secretary's abstract] <Rev. vét., Toulouse, v. 66 [n. s.], v. 34 (3), 1<sup>er</sup> mars, pp. 164–165. [W<sup>a</sup>, W<sup>m</sup>.]

1909 c.—Idem. [Abstract of 1909 a, by Fischer] <Centralbl. f. Bakteriöl. [etc.], Jena, I. Abt., v. 45 (6), 14. Dec., Ref., p. 189. [W<sup>a</sup>, W<sup>m</sup>.]

1909 d.—Idem. . . . de l'Échinococcus chez le dromadaire. [Abstract of 1909 a] <J. Trop. Vet. Sc., Calcutta, v. 4 (4), pp. 603–604. [W<sup>a</sup>.]

1909 e.—Zur Diagnose der Echinokokkenkrankheit beim Dromedar. [Abstract of 1909 a] <Tierarzt, Leipz., v. 48 (3), März, p. 57. [W<sup>a</sup>.]

WEINBERG, MICHEL; & ROMINONGO.

1907 a.—Études sur l'ankylostomiase. [Note] <Presse méd., Par., v. 15 (79), 2 oct., p. 639. [W<sup>a</sup>, W<sup>m</sup>.]

WEINBERG, R. [Dorpat.]

1907 a.—Bericht über die russische allgemein-pathologische und pathologisch-anatomische Literatur für 1905–1906 <Ergebn. d. allg. Path. u. path. Anat. [etc.], Wiesb., v. 11 (2), pp. 730–802. [W<sup>a</sup>, W<sup>m</sup>.]

WEINKAUFF. [Dr.]

1898 a.—Ein Fall von *Cysticercus* im menschlichen Glaskörper <Vereinsbl. d. pfälz. Aerzte, Frankenthal, v. 14 (1), Jan., pp. 2–8. [W<sup>m</sup>.]

WEINLAND, DAVID FRIEDRICH. [Dr.; Editor, Zool. Garten, Frankf. a. m.]

1856 a.—[Reproduction of parasitic animals.] [Secretary's abstract of remarks, July 23] <Proc. Bost. Soc. Nat. Hist., v. 6, Oct., pp. 24–26. [W<sup>a</sup>, W<sup>c</sup>.]

1857 a.—Observations on a new genus tænioids. [Read Nov. 5, 1856] <Ibidem, Jan., pp. 59–62; discussion, pp. 62–63. [W<sup>a</sup>, W<sup>c</sup>.]

(1857 b).—Atlas menschlicher Helminthen.

1857 c.—On the digestive apparatus of the Acanthocephala <Proc. Am. Ass. Adv. Sc., Cambridge (11. Meet., Albany, N. Y., Aug., 1856), pt. 2, pp. 197–201. [W<sup>a</sup>, W<sup>c</sup>.]

1858 a.—Human cestoides. An essay on the tapeworms of man, giving a full account of their nature, organization, and embryonic development; the pathological symptoms they produce, and the remedies which have proved successful in modern practice. To which is added an appendix, containing a catalogue of all species of helminthes hitherto found in man. x+93 pp., 12 figs. 8°. Cambridge, [Mass.]. [W<sup>a</sup>, W<sup>m</sup>, W<sup>c</sup>.]

## WEINLAND, DAVID FRIEDRICH—Continued.

- 1858 b.—[Remarks on parasites of man, Dec. 2, 1857] <Proc. Bost. Soc. Nat. Hist., v. 6, Jan., pp. 300-301. [W<sup>a</sup>, W<sup>s</sup>.]
- 1858 c.—The plan adopted by nature for the preservation of the various species of helminths (parasitic worms). [Read Feb. 17, 1858] <Ibidem, Apr., pp. 343-345. [W<sup>a</sup>, W<sup>s</sup>.]
- 1859 a.—Eigenthümliche Haftorgane eines männlichen Nematoiden <Jahresh. d. Ver. f. vaterl. Naturk. in Württemb., Stuttg., v. 15 (1), pp. 97-99, pl. 1, figs. 1-2. [W<sup>c</sup>.]
- 1859 b.—Nature and organization of tapeworms generally. [Extract of 1858 c] <Ann. Rep. Ohio Bd. Agric., Columbus (1858), v. 13, pp. 650-669, fig. 7. [W<sup>a</sup>.]
- 1859 c.—Systematischer Katalog aller Helminthen die im Menschen gefunden worden <Arch. f. Naturg., Berl., 25. J., v. 1, pp. 276-285. [W<sup>c</sup>.]
- 1859 d.—Ueber zwei neue Cestoden-Arten aus dem Menschen <Med. Cor.-Bl. d. württemb. ärztl. Ver., Stuttg., v. 29 (31), 29. Aug., pp. 241-243, 3 figs. [W<sup>m</sup>.]
- 1859 e.—Ueber *Tænia mediocanellata* Küchenmeister <Ibidem, pp. 243-244, 1 fig. [W<sup>m</sup>.]
- 1859 f.—Notice on two human Cestoidea, new to science. [Transl. of 1859 d] <Proc. Am. Ass. Adv. Sc., Cambridge (12. Meet., Baltimore, Md., May, 1858), pp. 254-256. [W<sup>a</sup>, W<sup>c</sup>.]
- 1860 a.—Tod einer Kuhantilope (*Antilope bubalis*), wahrscheinlich verursacht durch eine Hakenmilbe (*Pentastomum tænioides*) <Zool. Garten, Frankf. a. M., v. 2 (2), Nov., pp. 17-22. [W<sup>a</sup>, W<sup>s</sup>.]
- 1861 a.—[Ueber die Eier einer Tænie aus dem Menschen.] [Letter to R. Leuckart, dated 4. Apr.] <Ibidem (7), Apr., pp. 118-120, figs. 1-2. [W<sup>a</sup>, W<sup>s</sup>.]
- 1861 b.—Beschreibung zweier neuer Tænioiden aus dem Menschen; Notiz über die Bandwürmer der Indianer und Neger; Beschreibung einer Monstrosität von *Tænia solium* L. und Versuch einer Systematik der Tænien überhaupt <Nova acta Acad. nat. curios., Jenæ, v. 28, Abhandl., 24 pp., pls. 1-5, figs. 1-28. [W<sup>s</sup>.]
- 1861 c.—Idem. Reprint. 24 pp., 5 pls., 28 figs. 4°. Jena. [W<sup>a</sup>, W<sup>m</sup>.]
- (1875 a).—Die Weichthierfauna der schwäbischen Alp. p. 101. Stuttgart.
- 1883 a.—Zur Entwicklungsgeschichte des Leberegels (*Distoma hepaticum* L.) <Jahresh. d. Ver. f. vaterl. Naturk. in Württemb., Stuttg., v. 39, pp. 89-98. [W<sup>c</sup>.] [Also reprint: W<sup>a</sup>.]

## WEINLAND, ERNST.

- 1900 a.—Ueber den Glykogengehalt einiger parasitischer Würmer. [Read 20. Nov.] <Sitzungsb. d. Gesellsch. f. Morphol. u. Physiol. in München, v. 16 (1), p. 121. [W<sup>m</sup>, W<sup>c</sup>.]
- 1901 a.—Ueber den Glykogengehalt einiger parasitischer Würmer <Ztschr. f. Biol., München & Berl., v. 41, n. F., v. 23, pp. 69-74. [W<sup>a</sup>, W<sup>m</sup>.]
- 1901 b.—Ueber Kohlenhydratzersetzung ohne Sauerstoffaufnahme bei *Ascaris*, einen tierischen Gärungsprozess <Ibidem, v. 42, n. F., v. 24, pp. 55-90. [W<sup>a</sup>, W<sup>m</sup>.]
- 1902 a.—Ueber Energiegewinnung durch Zersetzung von Kohlehydrat ohne Sauerstoffzufuhr bei *Ascaris lumbricoides* <Sitzungsb. d. Gesellsch. f. Morphol. u. Physiol. in München (1901), v. 17 (1), p. 1. [W<sup>c</sup>.]
- 1902 b.—Ueber ausgepresste Extracte von *Ascaris lumbricoides* und ihre Wirkung <Ztschr. f. Biol., München & Berl., v. 43, n. F., v. 25 (1), pp. 86-111. [W<sup>a</sup>, W<sup>m</sup>.]
- 1902 c.—Ueber Antifermente. [Abstract of paper read before Gesellsch. f. Morphol. u. Physiol. in München, 17. Juni] <München. med. Wehnschr., v. 49 (28), 15. Juli, p. 1204. [W<sup>a</sup>, W<sup>m</sup>.]
- 1902 d.—Ueber den Glykogengehalt einiger parasitischer Würmer. [Abstract of 1901 a, by Jacobi] <Centralbl. f. Bakteriol. [etc.], Jena, 1. Abt., v. 31 (16), 14. Mai, Ref., p. 507. [W<sup>a</sup>, W<sup>m</sup>, W<sup>c</sup>.]

## WEINLAND, ERNST—Continued.

- 1902 e.—Ueber Kohlehydratzersetzung ohne Sauerstoffaufnahme bei *Ascaris*, einen tierischen Gärungsprozess. [Abstract of 1901 b, by Jacobi] <Ibidem, v. 32 (12), 30. Oct., Ref., pp. 365–366. [W<sup>a</sup>, W<sup>m</sup>, W<sup>e</sup>.]
- 1902 f.—Idem. [Abstract of 1901 b, by von Linstow] <Zool. Centralbl., Leipz., v. 9 (14–15), 29. Juli, pp. 451–452. [W<sup>a</sup>, W<sup>s</sup>.]
- 1902 g.—Per la conoscenza biologica degli elminti. [Abstract of 1902 c] <Gazz. d. osp., Milano, v. 23 (96), 2. semestre, 24 agosto, p. 978. [W<sup>m</sup>.]
- 1902 h.—Ueber Antifermente. 1 <Ztschr. f. Biol., München & Berl., v. 44, n. F., v. 26 (1), pp. 1–15. [W<sup>a</sup>, W<sup>m</sup>.]
- 1902 i.—Idem. 2. Zur Frage, weshalb die Wand von Magen und Darm während des Lebens durch die proteolytischen Fermente nicht angegriffen wird <Ibidem, pp. 45–60. [W<sup>a</sup>, W<sup>m</sup>.]
- 1903 a.—Ueber die von *Ascaris lumbricoides* ausgeschiedene Fettsäure <Ibidem, v. 45, n. F., v. 27 (1), pp. 113–116. [W<sup>a</sup>, W<sup>m</sup>.]
- 1903 b.—Idem. [Abstract by Proskauer] <Chem. Centralbl., Leipz., 74. J., 5. F., 7. J., v. 2 (8), 19. Aug., p. 516. [W<sup>a</sup>, W<sup>m</sup>.]
- 1903 c.—Idem. [Abstract of 1903 a] <Biochem. Centralbl., Berl., v. 2 (2–3), Nov., p. 59. [W<sup>a</sup>, W<sup>m</sup>.]
- 1903 d.—Ueber Antifermente 1, über Antifermente 2, etc. [Abstract of 1902 h and 1902 i] <Ibidem, v. 1 (3), 15. Jan., pp. 104–105. [W<sup>a</sup>, W<sup>m</sup>.]
- 1903 e.—Ueber den Glykogengehalt einiger parasitischer Würmer. [Abstract of 1901 a, by Grabert] <Ztschr. f. Fleisch- u. Milchhyg., Berl., v. 13 (8), Mai, p. 246. [W<sup>a</sup>, W<sup>m</sup>.]
- 1903 f.—Waarom worden ingewandswormen niet verteerd? [Abstract of 1902 h and 1902 i] <Geneesk. Courant, Amst., v. 57 (27), 4. Juli, p. 227. [W<sup>m</sup>.]
- 1903 g.—Idem. [Abstract of 1902 h and 1902 i] <Tijdschr. v. Veeartsenijk., Utrecht, v. 30 (12), Sept., p. 591. [W<sup>a</sup>.]
- 1903 h.—Ueber Energiegewinnung durch Zersetzung von Kohlehydrat ohne Sauerstoffzufuhr bei *Ascaris lumbricoides*. [Abstract of 1902 a, by O. von Linstow] <Zool. Centralbl., Leipz., v. 10 (22–23), 17. Nov., p. 787. [W<sup>a</sup>, W<sup>s</sup>.]
- 1904 a.—Ueber die Zersetzung stickstoffhaltiger Substanz bei *Ascaris* <Ztschr. f. Biol., München & Berl., v. 45, n. F., v. 27 (4), pp. 517–531. [W<sup>a</sup>, W<sup>m</sup>.]
- 1904 b.—Pourquoi les vers intestinaux ne sont-ils pas digérés? [Abstract of 1902 h and 1902 i] <Ann. de méd. vét., Brux., v. 53 (2), fév., p. 106. [W<sup>a</sup>, W<sup>m</sup>.]
- 1905 a.—Ueber ausgepresste Extrakte von *Ascaris lumbricoides* und ihre Wirkung. [Abstract of 1902 b, by von Linstow] <Arch. f. Naturg., Berl. (1898), 64. J., v. 2 (3), Juli, p. 29. [W<sup>a</sup>, W<sup>e</sup>.]
- 1909 a.—Chemische Beobachtungen an der Fliege *Calliphora* <Biol. Centralbl., Leipz., v. 29 (18), 15. Sept., pp. 564–577, figs. 1–3. [W<sup>a</sup>, W<sup>m</sup>.]
- 1909 b.—Chemische Beobachtungen an *Calliphora*. [Abstract of paper, read before deutsche physiol. Gesellsch., Würzburg] <Centralbl. f. Physiol., Leipz. & Wien, v. 23 (9), 24. Juli, pp. 301–302. [W<sup>a</sup>, W<sup>m</sup>.]

## WEINLAND, ERNST; &amp; RITTER, ADOLF.

- 1902 a.—Ueber die Bildung von Glykogen aus Kohlhhydraten bei *Ascaris* <Ztschr. f. Biol., München & Berl., v. 43, n. F., v. 25 (3–4), pp. 490–502. [W<sup>a</sup>, W<sup>m</sup>.]

## WEINLECHNER. [Prof. Dr., Wien.]

- 1870 a.—Ueber *Echinococcus* der Leber. [Abstract of paper read before wissenschaftl. Plenarversamml. d. Dokt.-Kolleg. d. med. Fakultät, 10. Jan.] <Wien. med. Presse, v. 11 (3), 16. Jan., pp. 60–61. [W<sup>m</sup>.]
- 1875 a.—Mehrfache *Echinococcus*-Säcke in der Leber; viermalige Punction und Jod-Injection in drei Hohlräume; mässige Verkleinerung der Leber <Ber. d. k. k. Krankenanst. Rudolph-Stiftung in Wien (1874), pp. 445–447. [W<sup>m</sup>.]
- 1877 a.—Fälle von Bandwurm. Im ersten Falle Heilung, im zweiten erfolglose Anwendung von Granatwurzeln, Kürbiskernen und Koussin <Ibidem (1876), p. 315. [W<sup>m</sup>.]

## WEINLECHNER—Continued.

1877 b.—Multiloculärer *Echinococcus* der Leber. Mehrfache Jodinjektionen. Ascites, Punction desselben, späterhin Drainage einer grossen *Echinococcus*-Cyste. Tod durch Peritonitis in Folge Berstung eines Sackes <Ibidem, pp. 315-318, 1 fig. [W<sup>m</sup>.]

1878 a.—[Fall von *Echinococcus* der Niere.] [Abstract of remarks before k. k. Gesellsch. d. Aerzte in Wien, 6. Dec.] <Wien. med. Wchnschr., v. 28 (50), 14. Dec., p. 1323. [W<sup>m</sup>.]

1881 a.—Hydatid cyst of right kidney; treatment by puncture and injection of tincture of iodine <Med. Rec., N. Y., v. 19 (4), Jan. 22, pp. 96-97. [W<sup>a</sup>, W<sup>m</sup>, W<sup>c</sup>.]

1883 a.—*Echinococcus*-Cyste der rechten Niere <Med.-chir. Centralbl., Wien, v. 18 (50), 14. Dec., pp. 587-588. [W<sup>m</sup>.]

## WEINSCHENK, JOANNES CHRISTOPHORUS.

[1747 a].—De vermibus dysenteriam et hemorrhoides mentientibus. Diss. 29 pp. 8°. Halæ Magdeburgicæ. [W<sup>m</sup>.]

## WEIR, JAMES (jr.).

1894 a.—Mutualists <Am. Naturalist, Phila. (332), v. 28, Aug., pp. 713-715. [W<sup>a</sup>, W<sup>m</sup>, W<sup>c</sup>.]

## WEIR, JENNER.

1876 a.—[On the irritation of the human body by *Leptus autumnalis*] <Tr. Entom. Soc. Lond., Proc., Sept. 6, p. xxvi. [W<sup>a</sup>.]

## WEIR, J. R. [Chief Inspector of Stock.]

1902 a.—Treatment for the bot-fly <J. Dept. Agric. Victoria, Melbourne, v. 1 (7), July, p. 697. [W<sup>a</sup>.]

1908 a.—Imported camels at Port Hedland. Searching examinations <J. Dept. Agric. West. Australia, Perth, v. 16 (5), May, pp. 346-347. [W<sup>a</sup>.]

1909 a.—Idem. [Abstract] <J. Trop. Vet. Sc., Calcutta, v. 4 (1), pp. 90-92. [W<sup>a</sup>, W<sup>m</sup>.]

## WEIR, ROBERT F. [M. D.]

1885 a.—Hydatids of the liver and mesentery; laparotomy. [Read before N. York Surg. Soc., Feb. 24] <Med. News, Phila. (635), v. 46 (11), Mar. 14, pp. 304-305. [W<sup>a</sup>, W<sup>m</sup>, W<sup>c</sup>.]

## WEIS, JOSEPH D. [Dr.]

1904 a.—The blood in uncinariasis, with report of a case. [Read before Orleans Parish M. Soc., July 9] <N. Orl. M. & S. J., v. 57 (3), Sept., pp. 245-255; discussion, pp. 255-256. [W<sup>m</sup>.]

## WEISENBURG, T. H. [M. D., Registrar, Nervous Wards, Philadelphia Hospital.]

1903 a.—The treatment of tropical dysentery with sulphur <Phila. M. J. (270), v. 11 (11), Mar. 14, pp. 474-475, 2 figs. [W<sup>a</sup>, W<sup>m</sup>.]

1903 b.—Idem. [Abstract] <Med. Rec., N. Y. (1689), v. 63 (12), Mar. 21, p. 468. [W<sup>a</sup>, W<sup>m</sup>, W<sup>c</sup>.]

1903 c.—Idem. [Abstract of 1903 a, by Frank C. Hammond] <Am. Med., Phila., v. 5 (12), Mar. 21, p. 472. [W<sup>a</sup>, W<sup>m</sup>, W<sup>c</sup>.]

1903 d.—Idem. [Abstract of 1903 a] <J. Am. M. Ass., Chicago, v. 40 (13), Mar. 28, p. 870. [W<sup>a</sup>, W<sup>m</sup>, W<sup>c</sup>.]

1903 e.—Idem. [Abstract of 1903 a] <Med. News, N. Y. (1578), v. 82 (15), Apr. 11, p. 694. [W<sup>a</sup>, W<sup>m</sup>, W<sup>c</sup>.]

## WEISER.

[1880 a].—Trichinen <Ber. ü. d. Veterinärw. im Königr. Sachs., Dresd. (1879), v. 24, p. 149. [W<sup>a</sup>.]

## WEISHAAR. [Dr., Dietenheim.]

1837 a.—Abhandlung über die *Tænia solium* nach eigenen Beobachtungen <Med. Cor.-Bl. d. württemb. ärztl. Ver., Stuttg., v. 7 (2), 16. Jan., pp. 9-13; (3), 23. Jan., pp. 17-20. [W<sup>m</sup>.]

## WEISIGER, WILLIAM R. [M. D., Manchester, Va.]; &amp; HUBER, ED. [Rev., Baltimore, Md.]

1883 a.—On a parasite on or in the red blood corpuscles of a terrapin <Microscope, Ann Arbor (13), v. 3 (1), Apr., pp. 1-3, 1 pl., figs. 1-11. [W<sup>m</sup>, W<sup>c</sup>.]



## WEISKOPF, H.

- 1880 a.—Tod eines Hundes durch Ascariden <Wchnschr. f. Thierh. u. Viehzucht, Augsburg, v. 24 (28), Juli, pp. 229–231. [W<sup>a</sup>, W<sup>m</sup>.]  
 1880 b.—Death of a dog caused by ascarides. [Abstract of 1880 a] <Arch. Comp. M. & S., N. Y., v. 1 (4), Oct., p. 240. [W<sup>a</sup>, W<sup>m</sup>.]

## WEISMANN, AUGUST. [Prof., Zool., zool. Mus., Univ. Freiburg i. Br.]

- 1862 a.—Über die zwei Typen contractilen Gewebes und ihre Vertheilung in die grossen Gruppen des Thierreichs, sowie über die histologische Bedeutung ihrer Formelemente <Ztschr. f. rat. Med., Leipz., 3. R., v. 15 (1-2), pp. 60–103, pls. 4–8, figs. 1–23. [W<sup>m</sup>, W<sup>c</sup>.]  
 1863 a.—Die Entwicklung der Dipteren im Ei, nach Beobachtungen an *Chironomus spec.*, *Musca vomitoria* und *Pulex canis* <Ztschr. f. wissensch. Zool., Leipz., v. 13 (1), 15. Apr., pp. 107–158, pls. 7–10, figs. 1–51; (2), 22. Juli, pp. 159–220, pls. 10–13, figs. 52–101. [W<sup>s</sup>.]  
 1864 a.—Die nachembryonale Entwicklung der Musciden nach Beobachtungen an *Musca vomitoria* und *Sarcophaga carnaria* <Ibidem, v. 14 (3), 10. Aug., pp. 187–336, pls. 21–27. [W<sup>s</sup>.]  
 1866 a.—Die Metamorphose der *Corethra plumicornis* <Ibidem, v. 16 (1), 1. März, pp. 45–127, pls. 3–7, figs. 1–38. [Y<sup>p</sup>.]

WEISS.<sup>1</sup> [Dr., Prof., Physiol. f. Thierärzte u. Landwirthe, Stuttgart.]

- 1860 a.—Beitrag zur Kenntniss des durch die Haarsackmilbe (*Acarus folliculorum canis*) verursachten Hautausschlags beim Hunde <Repert. d. Thierh., Stuttg., v. 21, pp. 1–5. [W<sup>m</sup>.]  
 1861 a.—Treatise on *Acarus folliculorum* causing exanthema of the skin in the dog. [Transl. of 1860 a] <Edinb. Vet. Rev. (10), v. 3, Feb., pp. 122–124. [W<sup>m</sup>.]

WEISS.<sup>2</sup> [Dr., Meiningen.]

- 1881 a.—*Echinococcus* und Urticaria <Berl. klin. Wchnschr., v. 18 (30), 25. Juli, p. 435. [W<sup>a</sup>, W<sup>m</sup>.]

## WEISS, ALBERT. [Dr., k. Reg.- u. Med.-Rath.]

- 1883 a.—Das öffentliche Gesundheitswesen des Regierungsbezirkes Stettin im Jahre 1881. 3. Verwaltungs-Bericht. 1 p. l., 168 pp. 8°. Rudolstadt. [W<sup>a</sup>.]  
 1884 a.—Idem . . . im Jahre 1882. 4. Verwaltungs-Bericht. iv+196 pp. 8°. Rudolstadt. [W<sup>a</sup>.]  
 (1888 a).—Idem . . . Düsseldorf in den Jahren 1883–1885. 268 pp. Düsseldorf.  
 (1890 a).—Idem . . . in den Jahren 1886–1888. 313 pp. Düsseldorf.  
 [1891 a].—Lehrkursus der praktischen Trichinen- und Finnenschau für angehende und angestellte Fleischbeschauer. 69 pp., 31 figs. 16°. Düsseldorf. [W<sup>m</sup>.]  
 1893 a.—Das öffentliche Gesundheits-Wesen des Regierungsbezirkes Düsseldorf in den Jahren 1889–1891. 5. Verwaltungsbericht. 2 p. l., 262 pp., 1 table. 8°. Cassel. [W<sup>a</sup>.]  
 1894 a.—Vierter Generalbericht über das öffentliche Gesundheitswesen des Regierungsbezirks Cassel für die Jahre 1889 bis 1891. 1 p. l., 266 pp. 8°. Cassel. [W<sup>a</sup>.]  
 1896 a.—Das öffentliche Gesundheitswesen im Regierungsbezirk Cassel während der Jahre 1892 bis 1894. 5. Verwaltungsbericht. iv+196 pp. 8°. Cassel. [W<sup>a</sup>.]  
 [1896 b].—Lehrkursus der praktischen Trichinen- und Finnenschau für angehende und angestellte Fleischbeschauer. 4. Aufl., 69 pp., 24 figs.; Anhang, 17 pp.; Nachtrag, pp. 19–20. 16°. Düsseldorf. [W<sup>a</sup>.] [See Schoenian, J. B., 1896 a.]  
 1902 a.—Idem . . . Trichinenbeschauer im Deutschen Reich und in Preussen. 6. vermehrte Aufl. 127 pp., 31 figs. 16°. Düsseldorf. [W<sup>m</sup>.]  
 1907 a.—*Echinococcus* der Leber. [Secretary's abstract of paper read before Ver. d. Aerzte Düsseldorfs, 3. Dec. 1906] <Deutsche med. Wchnschr., Leipz., v. 33 (13), 28. März, pp. 535–536. [W<sup>a</sup>, W<sup>m</sup>.]

WEISS, BERNHARD. [Dr., Temesvár.]

1882 a.—Ein lebender Frosch im Magen <Wien. med. Bl., v. 5 (35), 31. Aug., pp. 1076–1079. [W<sup>m</sup>.]

WEISS, DEMETER. [Bezirksarzt, Neusiedel am See.]

1878 a.—Zur Kasuistik der Helminthiasis <Wien. med. Presse, v. 19 (12), 24. März, pp. 364–366. [W<sup>m</sup>.]

WEISS, JULIUS.

1896 a.—Helminthiasis <Biblioth. d. ges. med. Wissensch. f. prakt. Aerzte u. Specialärzte, Wien & Leipz., v. 2, pp. 10–25. [W<sup>m</sup>.]

WEISS, MAX. [Dr., Secundararzt 1. Cl., k. k. allg. Krankenhaus, Wien.]

1882 a.—Ein Fall von Leber-*Echinococcus* <Mitth. d. Ver. d. Aerzte in Nied.-Oest., Wien, v. 8 (16), 15. Aug., pp. 183–185; (17), 1. Sept., pp. 199–201. [W<sup>m</sup>.]

1892 a.—Anämie, perniciöse <Diagn. Lex. (Bum & Schnirer), Wien & Leipz. (3–4), v. 1, pp. 114–120, figs. 17–18. [W<sup>m</sup>.]

WEISSE. [Dr.]

1843 a.—Ein Spulwurm im wurmförmigen Fortsatze. [Abstract] <Oesterr. med. Wehnschr., Wien (2), 7. Jan., pp. 41–42. [W<sup>m</sup>.]

WEISSE, J. F. [Dr., Kinderhospital, St. Petersburg.]

1845 a.—*Monas okenii*. [Read 11 oct. 1844] <Bull. Acad. imp. d. sc. de St.-Petersb., cl. phys.-math. (68), v. 3 (20), pp. 310–311. [W<sup>e</sup>.]

1851 a.—Wieder einmal über das rohe Fleisch <J. f. Kinderkr., Erlang., v. 16 (5–6), Mai–Juni, pp. 384–385. [W<sup>m</sup>.]

1855 a.—Eine infusorielle Selbstbeurtheilung <Ztschr. f. wissensch. Zool., Leipz., v. 7 (3), 29. Sept., pp. 340–342. [Y<sup>p</sup>.]

1858 a.—Rückblick auf den Gebrauch des rohen Fleisches in der Diarrhœa entwöhnter Kinder (Diarrhœa ablactorum). [Read before Versammlung d. deutsch. Naturf. u. Aerzte, Bonn, 19. Sept. 1857] <J. f. Kinderkr., Erlang., v. 30 (1–2), Jan.–Feb., pp. 60–64. [W<sup>m</sup>.]

WEISSENBERG, HUGO. [Dr., prakt. Arzt, Tichau.]

1902 a.—Ueber Malaria in Oberschlesien <Deutsche med. Wehnschr., Leipz., v. 28 (48), 27. Nov., pp. 867–869. [W<sup>a</sup>, W<sup>m</sup>.]

1903 a.—Idem. [Abstract by Bassenge] <Arch. f. Schiffs- u. Tropen-Hyg., Leipz., v. 7 (4), Apr., p. 197. [W<sup>m</sup>.]

1903 b.—Idem. [Abstract of 1902 a, by Georg Schmidt] <Centralbl. f. Bakteriologie [etc.], Jena, 1. Abt., v. 33 (13–14), 16. Juni, Ref., p. 411. [W<sup>a</sup>, W<sup>m</sup>, W<sup>e</sup>.]

1905 a.—Idem. [Abstract of 1902 a, by Max. Luehe] <Jahresb. ü. d. Fortsch. in d. Lehre v. d. path. Mikroorganism. [etc.] [Baumgarten], Leipz. (1902), v. 18, pp. 781–782. [W<sup>a</sup>, W<sup>m</sup>.]

WEISSENBORN, JOHANN FRIEDRICH.

(1797 a).—Commentatio de vermibus corporis humani intestinalibus, morbisque verminosis nostris in terris maxime vulgaribus. 30 pp. 8°. Erfordiae.

WEISSER & MAASSEN, ALBERT.

1895 a.—Zur Aetiologie des Texasfiebers <Arb. a. d. k. Gsndhtsamte., Berl., v. 11 (2), pp. 411–417, pls. 16–17. [W<sup>a</sup>, W<sup>m</sup>.]

1896 a.—Idem. [Abstract by St. v. Rátz] <Centralbl. f. Bakteriologie [etc.], Jena, 1. Abt., v. 20 (18–19), 5. Nov., pp. 704–705. [W<sup>a</sup>, W<sup>m</sup>.]

WEISSMANTELS.

(1777 a).—Vermischte physikalische Beiträge. St. 1, Hydrometra hydatica. 8°. Leipzig.

WEIST, DAVID SIGISMUND.

[1725 a].—De morbis ex vermibus. Diss. 16 pp. 4°. Halæ Magdeb. [W<sup>m</sup>.]

WEISZ. [Dr., Budapest.]

1910 a.—A *Tænia saginata* által okozott mellékheregyulladás. [Note] <Állatlapok, Budapest, v. 33 (9), feb. 26, p. 110. [W<sup>a</sup>.]

WEISZ, FRANZ. [Dr., Budapesth.]

1908 a.—Ueber eine durch einen Bandwurm verursachte Nebenhodenentzündung <Ztschr. f. Urol., Berl. & Leipz., v. 2 (12), pp. 1079–1082. [W<sup>m</sup>.]

## WEISZ, FRANZ.—Continued.

- 1908 b.—Galandféreg által okozott mellékheregyulladás <Urologia, Budapest (2), 16 apr., pp. 29–30. [W<sup>m</sup>.]
- 1909 a.—Durch einen Bandwurm verursachte Nebenhodenentzündung. [Abstract of 1908 a] <Deutsche med. Wchnschr., Leipz., v. 35 (4), 28. Jan., p. 167. [W<sup>a</sup>, W<sup>m</sup>.]
- 1909 b.—Un cas d'épididymite provoquée par la présence d'un *Tania* (?). [Abstract of 1908 a] <Presse méd., Par., v. 17 (13), 13 fév., p. 120. [W<sup>a</sup>, W<sup>m</sup>.]
- 1910 a.—*Tania saginata* als Ursache einer Nebenhodenentzündung. [Abstract of 1908 a] <Ztschr. f. Fleisch- u. Milchhyg., Berl., v. 20 (5), Feb., pp. 181–182. [W<sup>a</sup>, W<sup>m</sup>.]

## WEITENKAMPF. [Dr., Barth.]

- 1836 a.—Abgang von Hydatiden aus der Harnblase <Prov. San.-Ber. d. k. Med.-Coll. v. Pommern, Stettin (1835), pp. 52–53. [W<sup>m</sup>.]
- 1836 b.—Idem <Wchnschr. f. d. ges. Heilk., Berl. (45), 5. Nov., pp. 717–718. [W<sup>m</sup>.]

## WEITLANER, F. [Dr.]

- 1905 a.—Noch einiges über *Spirochaete pallida* <Wien. klin.-therap. Wchnschr., v. 12 (45), 5. Nov., pp. 1124–1129, figs. 1–2. [W<sup>m</sup>.]
- 1905 b.—Idem. [Abstract by Bergelt] <München. med. Wchnschr., v. 52 (47), 21. Nov., p. 2293. [W<sup>a</sup>, W<sup>m</sup>.]

## WELCH, FRANCIS H. [F. R. C. S., Surgeon, Army Med. Dept., England.]

- 1872 a.—The presence of an encysted *Echinorhynchus* in man <Lancet, Lond. (2568), v. 2 (20), Nov. 16, pp. 703–705, figs. 1–4. [W<sup>m</sup>, W<sup>c</sup>.]
- 1873 a.—On a species of *Filaria* found in the interior of the vascular system of a dog: Relative to the *Filaria* in the blood, and the ova and larvae of a nematoid worm in the urine, of man <Ibidem (2584), v. 1 (10), Mar. 8, pp. 336–338, figs. 1–10. [W<sup>m</sup>, W<sup>c</sup>.]
- 1873 b.—The hæmatozoon <Ibidem (2600), v. 1, June 28, pp. 905–906. [W<sup>m</sup>, W<sup>c</sup>.]
- 1873 c.—A description of the thread-worm, *Filaria immitis*, occasionally infesting the vascular system of the dog, and remarks on the same relative to Hæmatozoa in general, and the *Filaria* in the human blood <Month. Micr. J., Lond., v. 10, Oct., pp. 157–170, pls. xxx–xxxii, figs. 1–18. [W<sup>a</sup>, W<sup>m</sup>, W<sup>c</sup>.]
- 1874 a.—The *Filaria immitis*. Amended anatomical details <Ibidem, v. 12, Nov., pp. 224–225. [W<sup>a</sup>, W<sup>m</sup>, W<sup>c</sup>.]
- 1875 a.—Observations on the anatomy of *Tania mediocanellata* <Quart. J. Micr. Sc., Lond., n. s. (57), v. 15, Jan., pp. 1–23, pls. 1–2, figs. 1–17. [W<sup>a</sup>, W<sup>m</sup>, W<sup>c</sup>.]
- 1876 a.—The anatomy of two parasitic forms of the family Tetrarhynchidæ. [Read May 6, 1874] <J. Linn. Soc. Lond., Zool. (60–62), v. 12, Feb. 25, pp. 329–342, pls. 24–26, figs. 1–21. [W<sup>a</sup>, W<sup>c</sup>.]
- 1905 a.—Mosquitoes and malarial fever. [Letter to editors, dated Feb. 13] <Lancet, Lond. (4251), v. 168, v. 1 (7), Feb. 18, p. 461. [W<sup>a</sup>, W<sup>m</sup>, W<sup>c</sup>.]

## WELCH, HOWARD.

- 1910 a.—Blood examination of dermatoses in dogs. (Abstracts of work done in the Laboratory of Veterinary Physiology. New York State Veterinary College, Cornell University. (7), pp. 17–34. 8°. Ithaca, N. Y.) [W<sup>a</sup>.]

## WELCH, J. E. [M. D., New York.]

- 1905 a.—Demonstration of a case of hydatid cysts of the liver; a case of eclampsia with rupture of the diaphragm <Proc. N. York Path. Soc., n. s., v. 5 (3), Apr., pp. 33–36. [W<sup>a</sup>, W<sup>m</sup>.]
- 1905 b.—Idem. [Abstract by Herxheimer] <Centralbl. f. allg. Path. u. path. Anat., Jena, v. 16 (19), 16. Oct., p. 778. [W<sup>a</sup>, W<sup>m</sup>.]
- 1905 c.—Hydatid cyst. [Read before Path. Soc., Apr. 12] <N. York State J. M., N. Y., v. 5 (8), Aug., p. 300. [W<sup>m</sup>.]

## WELCH, S. B.; &amp; McCASKEY.

- 1884 a.—Trichinosis <Tr. M. Soc. Penn., Phila. (35. Meet., May 14–16), v. 16, pp. 518–523. [W<sup>m</sup>.]
- 53701°—Bull. 39, pt 33—11—5

- WELCH, WILLIAM H. [Prof., Path., Johns Hopkins Med. School, Baltimore, Md.]  
 [See also Flint, Austin, 1886 a; and Gaylord, Harvey R.; & Aschoff, Ludwig, 1901 a; and Rodman, William L.; Welch, William H.; & Reed, Charles A. L.]  
 1889 a.—Hydrophobia <Tr. M. & Chir. Fac. Maryland, Balt., 91. Session, pp. 162-180. [W<sup>m</sup>.]  
 1889 b.—Idem. Reprint. 16 pp. 8°. Baltimore. [Lib. Stiles.]  
 1890 a.—Report of . . . remarks and exhibition of specimens of animal parasites at the meeting of the Johns Hopkins Medical Society, on March 17th, 1890. [Abstract] <Johns Hopkins Hosp. Bull., Balt., v. 1 (6), July, pp. 72-73. [W<sup>m</sup>, W<sup>c</sup>.]  
 1897 a.—Biology and medicine. [Address at dedication Hull Biol. Lab., Univ. Chicago, July 2] <Am. Naturalist, Phila. (369), v. 31, Sept., pp. 755-766. [W<sup>a</sup>, W<sup>m</sup>, W<sup>c</sup>.]  
 1903 a.—Malaria and yellow fever. [Abstract of paper read before Ann. Med. Ass., N. Orleans, May 5-9] <Med. Rec., N. Y. (1697), v. 63 (20), May 16, p. 791. [W<sup>a</sup>, W<sup>m</sup>, W<sup>c</sup>.]  
 1903 b.—Medical advancement. [Address delivered before Med. Soc. Pennsylvania, York, Sept. 22] <Am. Med., Phila., v. 6 (17), Oct. 24, pp. 671-677. [W<sup>a</sup>, W<sup>m</sup>, W<sup>c</sup>.]  
 1904 a.—The Bureau of Animal Industry: Its service to medical science. [Abstract of paper read before 55. Ann. Meet. Am. Med. Ass., Atlantic City] <Am. Vet. Rev., N. Y., v. 28 (4), July, pp. 319-320. [W<sup>a</sup>, W<sup>m</sup>, W<sup>c</sup>.]  
 1910 a.—[Uncinariasis.] [Abstract of remarks before 112. Ann. Meet. & Chir. Faculty Maryland, Balt., Apr. 26-28] <J. Am. M. Ass., Chicago, v. 54 (21), May 21, pp. 1719-1720. [W<sup>a</sup>, W<sup>m</sup>, W<sup>c</sup>.]
- WELCH, WILLIAM H.; & THAYER, WILLIAM SYDNEY.  
 1897 a.—Malaria <Syst. Pract. M. (Loomis), N. Y. & Phila., v. 1, pp. 17-154, 2 pls. [W<sup>m</sup>.] [Also reprint: W<sup>m</sup>.]
- WELCKER, H.  
 1861 a.—Zur Diagnose der Muskeltrichina beim lebenden Menschen und über das Vorkommen der Harnsarcina <Arch. f. path. Anat. [etc.], Berl., v. 21, 2. F., v. 1 (4), pp. 453-454. [W<sup>a</sup>, W<sup>m</sup>, W<sup>c</sup>.]
- WELD, M. C. See Dadd, George H., 1884 a; and Youatt, William, 1885 a.
- WELD, WILLIAM. [Editor, Farmer's Advocate & Home Mag., London, Ont.]  
 1900 a.—Gasoline for stomach-worms in lambs <Farmer's Advocate & Home Mag., Lond., Ont. (503), v. 35, June 5, p. 298. [W<sup>a</sup>.]
- WELDON, W. F. R. [M. A.]  
 1909 a.—Crustacea <Cambridge Nat. Hist., Lond., v. 4, pp. 18-54, figs. 2-24. [W<sup>a</sup>.] [See Smith, Geoffrey, 1909, pp. 1-17; 55-217.]
- DE WELLING, LOUIS.  
 1872 a.—Des kystes hydatiques du cœur. Thèse. 84 pp. 4°. Paris. [W<sup>m</sup>.]
- WELLINGTON, A. R.  
 1907 a.—Liver abscess due to *Opisthorchis sinensis*; pus in pericardium <J. Trop. M. & Hyg., Lond., v. 10 (19), Oct. 1, pp. 313-314, 1 chart, 4 figs. [W<sup>a</sup>, W<sup>m</sup>.]  
 1909 a.—Notes on case of *Piroplasma bigeminum* <Ibidem, v. 12 (14), July 15, p. 207, 1 fig. [W<sup>a</sup>, W<sup>m</sup>.]  
 1910 a.—Idem. [Abstract by W. Bensen] <Centralbl. f. Bakteriologie. [etc.], Jena, 1. Abt., v. 45 (16-17), 14. Feb., Ref., p. 516. [W<sup>a</sup>, W<sup>m</sup>.]
- WELLMAN, FREDERICK CREIGHTON. [B. A., M. D., Oakland, Calif.]  
 1904 a.—Brief conspectus of the tropical diseases common in the highlands of West Central Africa <J. Trop. M., Lond., v. 7 (4), Feb. 15, pp. 52-56. [W<sup>a</sup>, W<sup>m</sup>.]  
 1904 b.—Idem. [Abstract by F. Mesnil] <Bull. de l'Inst. Pasteur, Par., v. 2 (8), 30 avril, p. 363. [W<sup>a</sup>, W<sup>m</sup>.]  
 1904 c.—Protozoal and entozoal infection of natives of Benguella, Angola, West Africa. [Letter to editor] <J. Trop. M., Lond., v. 7 (8), Apr. 15, pp. 123-124. [W<sup>a</sup>, W<sup>m</sup>.]

WELLMAN, FREDERICK CREIGHTON—Continued.

- 1905 a.—Case of relapsing fever, with remarks on its occurrence in the tropics and its relation to "tick fever" <Ibidem, v. 8 (7), Apr. 1, pp. 97-99, figs. 1-2. [W<sup>a</sup>, W<sup>m</sup>.]
- 1905 b.—Relapsing fever: Its occurrence in the tropics and its relation to "tick fever" in Africa. [Same as 1905 a] <Am. Med., Phila., v. 10 (4), July 22, pp. 151-155, figs. 1-2. [W<sup>a</sup>, W<sup>m</sup>, W<sup>c</sup>.]
- 1905 c.—Idem. Reprint. 11 pp., 2 figs. 8°. Philadelphia. (*In Am. Soc. Trop. Med.*, v. 1.) [W<sup>a</sup>, W<sup>m</sup>.]
- 1905 d.—Idem. [Abstract of 1905 b] <N. York M. J. [etc.] (1391), v. 82 (5), July 29, p. 246. [W<sup>a</sup>, W<sup>m</sup>, W<sup>c</sup>.]
- 1905 e.—Notes on the tropical diseases of the Angola Highlands <Ibidem (1393), v. 82 (7), Aug. 12, pp. 324-329, figs. 1-9; (1394) (8), Aug. 19, pp. 375-379, figs. 10-13; (1395) (9), Aug. 26, pp. 433-436; (1396) (10), Sept. 2, pp. 475-478. [W<sup>a</sup>, W<sup>m</sup>, W<sup>c</sup>.]
- 1905 f.—Idem. Reprint. 49 pp., 13 figs. 4°. New York. (*In Am. Soc. Trop. Med.*, v. 1.) [W<sup>a</sup>, W<sup>m</sup>.]
- 1905 g.—Relapsing fever. [Abstract of 1905 b] <Med. Rec., N. Y. (1812), v. 68 (5), July 29, p. 192. [W<sup>a</sup>, W<sup>m</sup>, W<sup>c</sup>.]
- 1905 h.—Preliminary note on a trypanosome found in the blood of an African dove (*Treron calva*) <J. Trop. M., Lond., v. 8 (19), Oct. 2, p. 285. [MS. dated July 25.] [W<sup>a</sup>, W<sup>m</sup>.]
- 1905 i.—Idem. [Abstract by F. Mesnil] <Bull. de l'Inst. Pasteur, Par., v. 3 (23), 15 déc., pp. 963-964. [W<sup>a</sup>, W<sup>m</sup>.]
- 1905 k.—Notes from Angola <J. Trop. M., Lond., v. 8 (21), Nov. 1, pp. 319-320 [MS. dated Aug. 15]; (22), Nov. 15, pp. 327-328 [MS. dated Oct. 1]; (23), Dec. 1, pp. 343-345. [W<sup>a</sup>, W<sup>m</sup>.]
- 1905 l.—Notes on the common mosquitoes of Bihé and Bailundo districts, Portuguese West Africa <J. Infect. Dis., Chicago, v. 2 (4), Nov. 25, pp. 627-631, figs. 1-5. [W<sup>a</sup>, W<sup>m</sup>.] [*Also reprint (In Am. Soc. Trop. Med.*, v. 2): W<sup>m</sup>.] [*For continuation, see 1906 s.*]
- 1905 m.—Protozoal and entozoa infection of natives of Benguella, Angola, West Africa. [Abstract of 1904 c, by Ruge] <Arch. f. Schiff- u. Tropen-Hyg., Leipz., v. 9 (12), Dec., p. 566. [W<sup>m</sup>.]
- 1905 n.—On a spirochæte found in yaws papules <J. Trop. M., Lond., v. 8 (23), Dec. 1, p. 345. [W<sup>a</sup>, W<sup>m</sup>.]
- 1905 o.—The study of tropical medicine. [Secretary's abstract of paper read before Am. Soc. Trop. Med., Phila., Nov. 17] <N. York M. J. [etc.] (1409), v. 82 (23), Dec. 2, pp. 1192-1193. [W<sup>a</sup>, W<sup>m</sup>, W<sup>c</sup>.]
- 1905 p.—Fatal case of blackwater fever supervening on amebic dysentery and showing malarial parasites in the blood <J. Am. M. Ass., Chicago, v. 45 (23), Dec. 2, p. 1736. [W<sup>a</sup>, W<sup>m</sup>, W<sup>c</sup>.]
- 1905 q.—Idem. Reprint. 3 pp. 8°. Chicago. (*In Am. Soc. Trop. Med.*, v. 2.) [W<sup>m</sup>.]
- [1905 r].—On *Ornithodoros moubata* Murray: A disease-bearing tick. 16 pp. 8°. [n. p.] (*In Am. Soc. Trop. Med.*, v. 2.) [W<sup>m</sup>.]
- [1905 s].—The study of tropical medicine: Its aim, its method, and its scope. [Read before Am. Soc. Trop. Med.] 8 pp. 8°. [n. p.] (*In Am. Soc. Trop. Med.*, v. 2.) [W<sup>m</sup>.]
- 1906 a.—Experimental my[i]asis in goats, with the study of the life cycle of the fly used in the experiment and a list of some similar noxious Diptera <J. Med. Research, Bost. (92), v. 14, n. s., v. 9 (2), Jan., pp. 439-446. [W<sup>a</sup>, W<sup>m</sup>.] [*Also reprint (In Am. Soc. Trop. Med.*, v. 2): W<sup>m</sup>.]
- 1906 b.—Idem. [Abstract] <J. Trop. M., Lond., v. 9 (12), June 15, p. 192. [W<sup>a</sup>, W<sup>m</sup>.]
- 1906 c.—Idem. [Abstract of 1906 a, by Mönckeberg] <Centralbl. f. allg. Path. u. path. Anat., Jena, v. 17 (13), 16. Juli, p. 534. [W<sup>a</sup>, W<sup>m</sup>.]

WELLMAN, FREDERICK CREIGHTON—Continued.

- 1906 d.—Idem. [Abstract of 1906 a, by Wœfel] <Hyg. Centralbl., Leipz., v. 1 (18-19), Aug., p. 607. [W<sup>a</sup>, W<sup>m</sup>.]
- 1906 e.—Idem. [Abstract of 1906 a, by Ruge] <Arch. f. Schiffs- u. Tropen-Hyg., Leipz., v. 10 (21), Nov., p. 692. [W<sup>m</sup>.]
- 1906 f.—On a spirochæte found in yaws papules. [Abstract of 1905 n, by F. Mesnil] <Bull. de l'Inst. Pasteur, Par., v. 4 (1), 15 jan., p. 29. [W<sup>a</sup>, W<sup>m</sup>.]
- 1906 g.—Idem. [Abstract of 1905 n, by Ruge] <Arch. f. Schiffs- u. Tropen-Hyg., Leipz., v. 10 (22), Nov., p. 728. [W<sup>m</sup>.]
- 1906 h.—Notes from Angola <J. Trop. M., Lond., v. 9 (3), Feb. 1, pp. 31-32. [W<sup>a</sup>, W<sup>m</sup>.]
- 1906 i.—Idem. [Abstract of 1905 k, by F. Mesnil] <Bull. de l'Inst. Pasteur, Par., v. 4 (3), 15 fév., p. 143. [W<sup>a</sup>, W<sup>m</sup>.]
- 1906 k.—Observations on the bionomics of *Auchmeromyia luteola* Fabricius <Entom. News, Phila., v. 17 (2), Feb., pp. 64-67, figs. 1-3. [W<sup>a</sup>.]
- 1906 l.—*Glossina palpalis wellmani*: A new tse-tse fly which disseminates human trypanosomiasis <Ibidem (8), Oct., pp. 294-302, 3 figs., pl. 13, figs. 1-5. [W<sup>a</sup>.] [Also reprint (In Am. Soc. Trop. Med., v. 2): W<sup>m</sup>.]
- 1906 m.—A criticism of some of the theories regarding the etiology of goundou and ainhum <J. Am. M. Ass., Chicago, v. 46 (9), Mar. 3, pp. 636-638. [W<sup>a</sup>, W<sup>m</sup>, W<sup>e</sup>.]
- 1906 n.—Idem. Reprint. 7 pp. 8°. [Chicago.] (In Am. Soc. Trop. Med., v. 2.) [W<sup>m</sup>.]
- 1906 o.—Report on the insanitary condition of various towns in the colony of Angola <N. York M. J. [etc.] (1426), v. 83 (13), Mar. 31, pp. 662-663. [W<sup>a</sup>, W<sup>m</sup>, W<sup>e</sup>.]
- 1906 p.—Idem. Reprint. 4 pp. 8°. [New York.] (In Am. Soc. Trop. Med., v. 2.) [W<sup>m</sup>.]
- 1906 q.—On a hemipterous insect which preys upon blood-sucking arthropods and which occasionally attacks mammals (man) <J. Trop. M., Lond., v. 9 (7), Apr. 2, pp. 97-98, figs. 1-3. [W<sup>a</sup>, W<sup>m</sup>.]
- 1906 r.—Idem. [Abstract by Ruge] <Arch. f. Schiffs- u. Tropen-Hyg., Leipz., v. 10 (24), Dec., p. 686. [W<sup>m</sup>.]
- 1906 s.—Notes on the common mosquitoes of Bihe and Bailundo districts, Portuguese West Africa. [Continuation of 1905 l] <J. Infect. Dis., Chicago, v. 3 (2), Apr. 6, pp. 187-190, figs. 6-7. [W<sup>a</sup>, W<sup>m</sup>.] [Also reprint (In Am. Soc. Trop. Med., v. 2): W<sup>m</sup>.]
- 1906 t.—Hemipteres Insekt, welches blutsaugende Arthropoden und gelegentlich den Menschen angreift. [Abstract of 1906 q] <Deutsche med. Wchnschr., Leipz., v. 32 (17), 26. Apr., p. 695. [W<sup>a</sup>, W<sup>m</sup>.]
- 1906 u.—Studies in tropical medicine. <Am. J. M. Sc., Phila. & N. Y. (410), v. 131, n. s. (5), May, pp. 786-795, figs. 1-3. [W<sup>m</sup>.]
- 1906 v.—Idem. Reprint. 10 pp., 3 figs. 8°. [n. p.] (In Am. Soc. Trop. Med., v. 2.) [W<sup>m</sup>.]
- 1906 w.—Idem. [Abstract of 1906 u, by Mense] <Arch. f. Schiffs- u. Tropen-Hyg., Leipz., v. 11 (17), Sept., p. 566. [W<sup>m</sup>.]
- 1906 x.—Some etiological suggestions: (1), concerning the significance of an embryo intestinal worm found in the blood stream; (2), regarding a *Spirochæte* found in yaws papules; and (3), a hint as to the possible connection between chiggers and ainhum <Boston M. & S. J., v. 154 (18), May 3, pp. 489-490. [W<sup>a</sup>, W<sup>m</sup>, W<sup>e</sup>.]
- [1906 y].—Idem. Reprint. 5 pp. 8°. [Boston.] (In Am. Soc. Trop. Med.) [W<sup>m</sup>.]
- 1906 z.—Supplementary note on a *Spirochæte* found in yaws papules <Boston M. & S. J., v. 154 (18), May 3, p. 490. [W<sup>m</sup>.]

WELLMAN, FREDERICK CREIGHTON—Continued.

- 1906 aa.—Idem. Reprint. pp. 5-6. 8°. [Boston.] (*In Am. Soc. Trop. Med.*) [W<sup>m</sup>.]
- 1906 bb.—Quartan malaria in tropical Africa. [Abstract] <N. York M. J. [etc.] (1431), v. 83 (18), May 5, p. 924. [W<sup>a</sup>, W<sup>m</sup>.]
- 1906 cc.—Bite of the ombuta (*Clotho arictans* Gray), treated with potassium permanganate. Recovery <Ibidem (1438), v. 83 (25), June 23, pp. 1295-1296, 1 chart. [W<sup>a</sup>, W<sup>m</sup>.]
- 1906 dd.—Idem. Reprint. 4 pp. 8°. New York. (*In Am. Soc. Trop. Med.*, v. 2.) [W<sup>m</sup>.]
- 1906 ee.—Human trypanosomiasis and spirochaetosis in Portuguese South-West Africa, with suggestions for preventing their spread in the colony <J. Hyg., Cambridge [Eng.], v. 6 (3), July, pp. 237-245, 1 chart. [W<sup>a</sup>, W<sup>m</sup>.]
- 1906 ff.—Idem. [Abstract by F. Mesnil] <Bull. de l'Inst. Pasteur, Par., v. 4 (21), 15 nov., p. 919. [W<sup>a</sup>, W<sup>m</sup>.]
- 1906 gg.—Idem. [Abstract of 1906 ee, by Muehlens] <Hyg. Centralbl., Leipz., v. 2 (4-5), Dec., p. 115. [W<sup>a</sup>, W<sup>m</sup>.]
- 1906 hh.—Idem. [Abstract of 1906 ee, by Kisskalt] <Centralbl. f. Bakteriol. [etc.], Jena, 1. Abt., v. 39 (4-5), 19. Dec., Ref., p. 140. [W<sup>a</sup>, W<sup>m</sup>, W<sup>c</sup>.]
- 1906 ii.—On *Ornithodoros moubata*, Murray: A disease-bearing African tick. [Same as 1905 r] <Medicine, Detroit, v. 12 (7), July, pp. 493-498. [W<sup>m</sup>, W<sup>c</sup>.]
- 1906 kk.—Ueber die Flagellatenform des tropischen Malariaparasiten <Deutsche med. Wchnschr., Leipz., v. 32 (27), 5. Juli, p. 1075, 1 fig. [W<sup>a</sup>, W<sup>m</sup>.]
- 1906 ll.—Idem. [Abstract by Arthur Proskauer] <Hyg. Centralbl., Leipz., v. 1 (20-21), Sept., p. 658. [W<sup>a</sup>, W<sup>m</sup>.]
- 1906 mm.—A note on the habits of *Ornithodoros moubata*. (Observation of two gravid females) <J. Trop. M., Lond., v. 9 (14), July 16, p. 215. [MS. dated Jan. 1.] [W<sup>a</sup>, W<sup>m</sup>.]
- 1906 nn.—Idem. [Abstract by Ruge] <Arch. f. Schiffs- u. Tropen-Hyg., Leipz., v. 10 (21), Nov., p. 686. [W<sup>m</sup>.]
- 1906 oo.—*Ornithodoros monbata* [sic]. [Abstract of 1906 mn] <Deutsche med. Wchnschr., Leipz., v. 32 (33), 16. Aug., p. 1355. [W<sup>a</sup>, W<sup>m</sup>.]
- 1906 pp.—Notes on the habits of tsetse flies <Ann. & Mag. Nat. Hist., Lond., 7. s. (105), v. 18, Sept., pp. 242-244. [W<sup>a</sup>.]
- 1906 qq.—Idem. [Abstract] <J. Roy. Micr. Soc., Lond. (6), Dec., p. 666. [W<sup>a</sup>, W<sup>m</sup>, W<sup>c</sup>.]
- 1906 rr.—Diptera causing myiasis. [Abstract of paper read before Am. Soc. Trop. Med.] <J. Trop. Vet. Sc., Calcutta, v. 1 (4), Oct., p. 464. [W<sup>a</sup>, W<sup>m</sup>.]
- 1906 ss.—A note on the habits of *Ornithodoros mombata* [sic]. [Abstract of 1906 mm, by Jaffé] <Hyg. Centralbl., Leipz., v. 1 (23), Oct., p. 715. [W<sup>a</sup>, W<sup>m</sup>.]
- 1906 tt.—Notes on some of the more obvious diseased conditions seen on the line of the projected Lobitokatanga railway <J. Trop. M., Lond., v. 9 (21), Nov. 1, pp. 328-329, 1 pl., figs. 1-12. [W<sup>a</sup>, W<sup>m</sup>.]
- 1906 uu.—Étiologie de l'ainhum. [Read 25 mai] <Rev. de méd. et d'hyg. trop., Par., v. 3 (2), pp. 76-77; discussion, pp. 78-80. [W<sup>m</sup>.]
- 1907 a.—Distribution géographique et importance pathologique de la nouvelle mouche tse-tsé (*Glossina palpalis wellmani* Austen) <Ibidem, v. 4 (3), pp. 150-152. [W<sup>m</sup>.]
- 1907 b.—Human trypanosomiasis and spirochaetosis in Portuguese South-West Africa with suggestion for preventing their spread in the colony. [Abstract of 1906 ee, by H. Kossel] <Arch. f. Schiffs- u. Tropen-Hyg., Leipz., v. 11 (3), Feb., p. 106. [W<sup>m</sup>.]
- 1907 c.—Human trypanosomiasis in Portuguese Southwest-Africa. [Abstract of 1906 u, by Mense] <Ibidem (19), Oct., p. 621. [W<sup>m</sup>.]
- 1907 d.—Intestinal myiasis accompanied by severe abdominal pain. [Abstract of 1906 u, by Mense] <Ibidem (17), Sept., p. 566. [W<sup>m</sup>.]

WELLMAN, FREDERICK CREIGHTON—Continued.

- 1907 e.—On the morphology of the spirochætæ found in yaws papules <Ibidem, pp. 545-547, figs. 1-3. [W<sup>m</sup>.]
- 1907 f.—Idem. [Abstract by Gœbel] <Centralbl. f. allg. Path. u. path. Anat., Jena, v. 18 (22), 30. Nov., pp. 901-902. [W<sup>a</sup>, W<sup>m</sup>.]
- 1907 g.—Idem. [Abstract of 1907 e, by Mesnil] <Bull. de l'Inst. Pasteur, Par., v. 5 (22), 30 nov., p. 939. [W<sup>a</sup>, W<sup>m</sup>.]
- 1907 h.—Ueber die Flagellatenform des tropischen Malariaparasiten. [Abstract of 1906 kk, by Edm. Sèrgent] <Ibidem (4), 28 fév., p. 150. [W<sup>a</sup>, W<sup>m</sup>.]
- 1907 i.—Idem. [Abstract of 1906 kk, by Georg Schmidt] <Centralbl. f. Bakteriologie. [etc.], Jena, 1. Abt., v. 40 (1-3), 26. Juni, Ref., p. 71. [W<sup>a</sup>, W<sup>m</sup>.]
- 1907 k.—List of the cutaneous affections observed in Angola, West Africa <Am. J. Dermat. & Genito-Urin. Dis., St. Louis, v. 11 (2), Feb., pp. 54-62, figs. 1-8. [W<sup>m</sup>.]
- 1907 l.—Neue Beobachtungen über die geographische Verbreitung von *Glossina palpalis* Rob. Desv., der Verbreiterin der menschlichen Trypanosomiasis in Afrika <Deutsche entom. Ztschr., Berl. (2), 25. Feb., pp. 199-200. [W<sup>a</sup>.]
- 1907 m.—Kurze Note über *Schistocerca peregrina* L. (Orth.) <Ibidem (6), 1. Nov., p. 584. [W<sup>a</sup>.]
- 1907 n.—Weitere Note über die Verbreitung von *Glossina palpalis wellmani* Aust. (Dipt.) <Ibidem, p. 584. [W<sup>a</sup>.]
- 1907 o.—Interim report on trypanosomiasis in Portuguese Southwest Africa <Am. Med., Phila. & York, v. 13 (3), n. s., v. 2 (3), Mar., pp. 173-178, figs. 1-3, pls. 1-2, figs. 1-8. [W<sup>a</sup>, W<sup>m</sup>, W<sup>c</sup>.]
- 1907 p.—Idem. Reprint. 13 pp., 3 figs., 2 pls., 8 figs. 8°. Burlington, Vt., & New York. (In Am. Soc. Trop. Med., v. 3.) [W<sup>m</sup>.]
- 1907 q.—On *Ornithodoros moubata*, Murray: A disease-bearing African tick. [Abstract of 1905 r, by F. Mesnil] <Bull. de l'Inst. Pasteur, Par., v. 5 (9), 15 mai, p. 378. [W<sup>a</sup>, W<sup>m</sup>.]
- 1907 r.—Idem. [Abstract of 1905 r] <J. Trop. M. & Hyg., Lond., v. 10 (13), July 1, p. 232. [W<sup>a</sup>, W<sup>m</sup>.]
- 1907 s.—Notes on some noxious insect larvæ from Angola <Ibidem (11), June 1, p. 185. [W<sup>a</sup>, W<sup>m</sup>.]
- 1907 t.—Intestinal myiasis in Angola <Ibidem, pp. 186-187. [W<sup>a</sup>, W<sup>m</sup>.]
- 1907 u.—1. Notes on some noxious insect larvæ from Angola. 2. On some stinging plants from Angola. 3. Intestinal myiasis in Angola. [Abstract of 1907 s and 1907 t, by Muehlens] <Hyg. Centralbl., Leipz., v. 3 (9-10), Oct., p. 293. [W<sup>a</sup>, W<sup>m</sup>.]
- 1907 v.—Preliminary note on some bodies found in ticks *Ornithodoros moubata* (Murray) fed on blood containing embryos of *Filaria perstans* (Manson) <Brit. M. J., Lond. (2429), v. 2, July 20, pp. 142-143. [W<sup>a</sup>, W<sup>m</sup>.]
- 1908 a.—Idem. [Abstract by Ruge] <Arch. f. Schiffs- u. Tropen-Hyg., Leipz., v. 12 (2), Jan., p. 61. [W<sup>m</sup>.]
- 1908 b.—Notes on some noxious insect larvæ from Angola. On some stinging plants from Angola. Intestinal myiasis in Angola. [Abstract of 1907 s and 1907 t, by Ruge] <Ibidem, p. 63. [W<sup>m</sup>.]
- 1908 c.—On the morphology of the spirochætæ found in yaws papules. [Abstract of 1907 e, by Muehlens] <Centralbl. f. Bakteriologie. [etc.], Jena, 1. Abt., v. 40 (24-25), 22. Jan., Ref., p. 831. [W<sup>a</sup>, W<sup>m</sup>, W<sup>c</sup>.]
- 1908 d.—Idem. [Abstract of 1907 e, by Kisskalt] <Hyg. Rundschau, Berl., v. 18 (14), 15. Juli, p. 844. [W<sup>a</sup>, W<sup>m</sup>.]
- 1908 e.—Idem. [Abstract of 1907 e] <Brit. M. J., Lond. (2484), v. 2, Aug. 8, Epit. Cur. Med. Lit., p. 24. [W<sup>a</sup>, W<sup>m</sup>.]
- 1908 f.—On *Ornithodoros moubata*, Murray: A disease bearing African tick. [Abstract of 1905 r, by Walter H. Schultze] <Centralbl. f. allg. Path. u. path. Anat., Jena, v. 19 (2), 31. Jan., pp. 84-85. [W<sup>a</sup>, W<sup>m</sup>.]



## WELLMAN, FREDERICK CREIGHTON—Continued.

- 1908 g.—Short note on *Schistocerca peregrinalis*. [sic] (Orth.) (locusts). [Transl. of 1907 m] <J. Trop. M., Lond., v. 11 (5), Mar. 2, p. 70. [W<sup>a</sup>, W<sup>m</sup>.]
- 1908 h.—Further note on the spread of *Glossina palpalis wellmanni* (Aust.). [Transl. of 1907 n] <Ibidem, p. 70. [W<sup>a</sup>, W<sup>m</sup>.]
- 1908 i.—Notes from Angola. (Second series) <J. Trop. M. & Hyg., Lond., v. 11 (8), Apr. 15, pp. 117-118, figs. 1-4. [W<sup>a</sup>, W<sup>m</sup>.]
- 1908 k.—Idem. [Abstract by W. Bensen] <Centralbl. f. Bakteriol. [etc.], Jena, 1. Abt., v. 42 (4-6), 8. Aug., Ref., p. 105. [W<sup>a</sup>, W<sup>m</sup>, W<sup>c</sup>.]
- 1908 l.—Hints on the diagnosis and treatment of schistosomiasis <Am. J. Dermat. & Genito-Urin. Dis., St. Louis, v. 12 (5), May, pp. 183-184. [W<sup>m</sup>.]
- 1908 m.—Clinical charts of a case of quartan malarial fever observed in West Africa, with commentary <Med. Rec., N. Y. (1963), v. 73 (25), June 20, pp. 1021-1023. [W<sup>a</sup>, W<sup>m</sup>, W<sup>c</sup>.]
- 1908 n.—Idem. Reprint. 7 pp. 8°. [New York.] (In Am. Soc. Trop. Med., v. 3.) [W<sup>m</sup>.]
- 1908 o.—A preliminary list of invertebrates, parasitic or otherwise noxious to man, collected in Portuguese West Africa: 1904-1906 <Tr. Am. Micr. Soc., Chicago (29. Ann. Meet., Ithaca, N. Y., June 29-30, 1906), v. 28, Sept., pp. 61-74. [MS. dated Mar. 15, 1907.] [Lib. Ransom.]
- 1908 p.—List of the cutaneous affections observed in Angola, West Africa. 16 pp., 8 figs. 8°. [St. Louis.] (In Am. Soc. Trop. Med., v. 3.) [Reprint of 1907 k.] [W<sup>m</sup>.]
- 1909 a.—Short note on *Schistocerca peregrinalis* [sic] (Orth.). [Abstract of 1908 g, by Ruge] <Arch. f. Schiffs- u. Tropen-Hyg., Leipz., v. 13 (2), Jan., p. 59. [W<sup>m</sup>.]
- 1909 b.—The transmission of disease by insects <Proc. Path. Soc. Phila., n. s., v. 12 (1), Feb., pp. 36-43; discussion, pp. 43-44. [MS. dated Dec. 10, 1908.] [W<sup>m</sup>.]
- 1909 c.—Idem. [Abstract] <J. Am. M. Ass., Chicago, v. 52 (14), Apr. 3, p. 1124. [W<sup>a</sup>, W<sup>m</sup>, W<sup>c</sup>.]
- 1909 d.—Krankheitsübertragung durch Insekten. [Abstract of 1909 b] <Deutsche med. Wchnschr., Leipz., v. 35 (19), 13. Mai, p. 863. [W<sup>a</sup>, W<sup>m</sup>.]
- 1910 a.—Comments on tropical medicine <Calif. State J. M., San Fran., v. 8 (3), Mar., pp. 102-103; (4), Apr., p. 112; (9), Sept., pp. 312-313. [W<sup>a</sup>, W<sup>m</sup>.]
- 1910 b.—A list of the tropical diseases observed in the region of San Francisco Bay, California <N. York M. J. [etc.] (1654), v. 92 (7), Aug. 13, pp. 315-317. [W<sup>a</sup>, W<sup>m</sup>, W<sup>c</sup>.]

## WELLMAN, FREDERICK CREIGHTON; &amp; VON ADELUNG, EDWARD [B. S., M. D.].

- 1910 a.—A case of filarial hematochyluria. Treated after the method of Wherry and McDill with apparent recovery <J. Am. M. Ass., Chicago, v. 54 (17), Apr. 23, pp. 1368-1370, figs. 1-2. [W<sup>a</sup>, W<sup>m</sup>, W<sup>c</sup>.]

## WELLMAN, FREDERICK CREIGHTON; VON ADELUNG, EDWARD; &amp; EASTMAN, FINLEY M. [Oakland, Calif.].

- 1910 a.—The relation of mosquitoes to filariasis in the region of San Francisco Bay <J. Am. M. Ass., Chicago, v. 55 (3), July 16, pp. 217-218. [W<sup>a</sup>, W<sup>m</sup>, W<sup>c</sup>.]

## WELLMER, L.

- 1910 a.—Beitrag zur Kenntnis der Sporozoenfauna Ostpreussens <Zool. Anz., Leipz., v. 35 (17), 15. März, pp. 530-534. [MS. dated 2. Feb.] [W<sup>a</sup>, W<sup>m</sup>, W<sup>c</sup>.]

## WELLS, C. A. [Athens, Ga.].

- 1910 a.—The *Uncinaria americana* in Georgia <J. Am. M. Ass., Chicago, v. 54 (23), June 4, pp. 1852-1854. [W<sup>a</sup>, W<sup>m</sup>, W<sup>c</sup>.]

## WELLS, EDWARD F. [M. D., Chicago, Ill.].

- 1901 a.—Malaria: Its causation and prevention. [Read before Chicago M. Soc., Dec. 19, 1900] <Med. Age, Detroit, v. 19 (18), Sept. 25, pp. 690-698. [W<sup>m</sup>.]

- 1905 a.—Idem. [Abstract by Max. Luehe] <Jahresb. ü. d. Fortschr. in d. Lehre v. d. path. Mikroorganism. [etc.] [Baumgarten], Leipz. (1902), v. 18, p. 749. [W<sup>a</sup>, W<sup>m</sup>.]

WELLS, ROBERT I.

(1883 a).—Sheep fluke <Drover's J.

1883 b.—Idem. [Abstract] <J. Comp. M. & S., N. Y., v. 4 (2), Apr., p. 171. [W<sup>a</sup>, W<sup>m</sup>.]

WELLS, R. T. [Dr., Glasgow.]

1906 a.—Demonstration of the asexual cycle of the benign tertian parasite in blood-films from a case of quotidian ague. [Read before Glasgow Path. & Clin. Soc., Oct. 9, 1905] <Glasgow M. J., v. 65 (1), Jan., pp. 47-49. [W<sup>m</sup>.]

WELLS, SÆLBERG.

1862 a.—Case of *Cysticercus* within the eye. Under the care of Mr. Bowman <Ophth. Hosp. Rep., Lond. (17), v. 3 (4), Jan., pp. 324-326. [W<sup>m</sup>.]

WELSCH, HUBERT. [Dr., Egdover.]

1881 a.—Distomeen im Schweinefleisch. [Letter to editor] <Ztschr. f. mikr. Fleischschau, Berl., v. 2 (12), 15. Juni, p. 97. [W<sup>m</sup>.]

WELSFORD, A. G. [M. D., F. R. C. S.]

1902 a.—The treatment of ague by intramuscular injection of quinine <Brit. M. J., Lond. (2188), v. 2, Dec. 6, p. 1767. [W<sup>a</sup>, W<sup>m</sup>.]

1903 a.—Zur Behandlung der Malaria mit intramuskulären Chinineinspritzungen. [Abstract of 1902 a, by J. P. zum Busch] <München. med. Wchnschr., v. 50 (6), 10. Feb., p. 267. [W<sup>a</sup>, W<sup>m</sup>.]

WELSH, D. A. [M. A., B. Sc., M. D.]; & BARLING, J. E. V. [M. B., Ch. M.].

1906 a.—The leucocytosis of hydatid disease <Australas. M. Gaz., Sydney (209), v. 25 (8), Aug. 20, pp. 383-392. [W<sup>m</sup>.]

1907 a.—Idem. [Abstract by F. Mesnil] <Bull. de l'Inst. Pasteur, Par., v. 5 (11), 15 juin, p. 486. [W<sup>a</sup>, W<sup>m</sup>.]

1908-09 a.—*Hæmogregarina petauri*: A hæmogregarine of a marsupial flying squirrel <J. Univ. Sydney M. Soc., v. 1, pp. 82-88. [W<sup>m</sup>.]

1909 a.—Idem <Australas. M. Cong. Tr., Victoria (8. Session, Melbourne, Oct., 1908), v. 2, pp. 329-333. [W<sup>m</sup>.]

1910 a.—Idem. [Read before Australas. Med. Cong., Melbourne, Oct., 1908] <J. Path. & Bacteriol., Cambridge [Eng.], v. 14 (4), Apr., pp. 536-541, pl. 35, fig. 1. [W<sup>a</sup>, W<sup>m</sup>.]

WELSH, D. A.; & CHAPMAN, H. G.

1908 a.—The precipitin reaction in hydatid disease <Australas. M. Gaz., Sydney (316), v. 27 (1), Jan. 20, pp. 1-3. [W<sup>m</sup>.]

1908 b.—Idem <Lancet, Lond. (4419), v. 174, v. 1 (19), May 9, p. 1338. [W<sup>a</sup>, W<sup>m</sup>, W<sup>c</sup>.]

1908 c.—Idem. [Abstract of 1908 a] <J. Am. M. Ass., Chicago, v. 50 (16), Apr. 18, p. 1309. [W<sup>a</sup>, W<sup>m</sup>, W<sup>c</sup>.]

1908 d.—Idem. [Abstract of 1908 b] <Med. Rec., N. Y. (1960), v. 73 (22), May 30, p. 914. [W<sup>a</sup>, W<sup>m</sup>, W<sup>c</sup>.]

1908 e.—Idem. [Abstract of 1908 b] <N. York M. J. [etc.] (1538), v. 87 (22), May 30, p. 1056. [W<sup>a</sup>, W<sup>m</sup>, W<sup>c</sup>.]

1908 f.—Idem. [Abstract of 1908 a] <Therap. Gaz., Detroit, v. 32, 3. s., v. 24 (6), June 15, pp. 413-414. [W<sup>a</sup>, W<sup>m</sup>.]

1909 a.—Idem. [Abstract of 1908 b, by Weinberg] <Bull. de l'Inst. Pasteur, Par., v. 7 (4), 28 fév., p. 166. [W<sup>a</sup>, W<sup>m</sup>.]

1909 b.—Idem. [Abstract of 1908 b, by Luerssen] <Hyg. Rundschau, Berl., v. 19 (7), 1. Apr., p. 399. [W<sup>a</sup>, W<sup>m</sup>.]

1909 c.—Präzipitinreaktion und Diagnose von *Echinococcus*. [Abstract of 1908 b] <Deutsche med. Wchnschr., Leipz., v. 35 (18), 6. Mai, p. 810. [W<sup>a</sup>, W<sup>m</sup>.]

WELSH, D. A.; CHAPMAN, H. G.; & STOREY, J. C.

1908 a.—Some applications of the precipitin reaction in the diagnosis of hydatid. [Read at Australas. Med. Cong., Melbourne, Oct.] <Australas. M. Gaz., Sydney (327), v. 27 (12), Dec. 21, pp. 653-657. [W<sup>m</sup>.]

1909 a.—Idem <Lancet, Lond. (4468), v. 176, v. 1 (16), Apr. 17, pp. 1103-1105. [W<sup>a</sup>, W<sup>m</sup>, W<sup>c</sup>.]

WELSH, D. A.; CHAPMAN, H. G.; & STOREY, J. C.—Continued.

- 1909 b.—Idem. [Abstract] <N. York M. J. [etc.] (1588), v. 89 (19), May 8, p. 972. [W<sup>a</sup>, W<sup>m</sup>, W<sup>c</sup>.]  
 1909 c.—Idem. [Abstract of 1909 a] <J. Am. M. Ass., Chicago, v. 52 (20), May 15, p. 1625. [W<sup>a</sup>, W<sup>m</sup>, W<sup>c</sup>.]  
 1909 d.—Idem. [Abstract of 1909 a, by Ledingham] <Ztschr. f. Immunitätsforsch. [etc.], Jena, 2. Teil, v. 1 (8), 28. Aug., Ref., p. 547. [W<sup>a</sup>, W<sup>m</sup>.]  
 1909 e.—Idem. [Abstract of 1909 a, by M. Weinberg] <Bull. de l'Inst. Pasteur, Par., v. 7 (18), 30 sept., p. 775. [W<sup>a</sup>, W<sup>m</sup>.]  
 1909 f.—Idem. [Abstract of 1909 a, by Dieterlen] <Centralbl. f. Bakteriolog. [etc.], Jena, 1. Abt., v. 45 (6), 14. Dec., Ref., pp. 186-187. [W<sup>a</sup>, W<sup>m</sup>.]  
 1909 g.—Anwendung der Präcipitinreaktion in der Diagnose der *Echinococcus*. [Abstract of 1909 a, by Weydemann] <Berl. klin. Wchnschr., v. 46 (21), 24. Mai, p. 987. [W<sup>a</sup>, W<sup>m</sup>.]  
 1909 h.—Some applications of the precipitin reaction in the diagnosis of hydatid disease <Australas. M. Cong. Tr., Victoria (8. Session, Melbourne, Oct., 1908), v. 1, pp. 385-390. [W<sup>m</sup>.]

WELSH, D. A.; DALYELL, ELSIE J.; & BURFITT, MARY B.

- (1908-09 a).—*Hæmogregarina dasyuri*; a preliminary note on an undescribed hæmogregarine of the Australian native cat <J. Univ. Sydney M. Soc., v. 1, pp. 89-95. [W<sup>m</sup>.]  
 1909 a.—Idem <Australas. M. Cong. Tr., Victoria (8. Session, Melbourne, Oct., 1908), v. 2, pp. 333-337. [W<sup>m</sup>.]  
 1910 a.—*Hæmogregarina dasyuri*: A hæmogregarine of the Australian native cat. [Read before Australas. Med. Cong., Melbourne, Oct., 1908] <J. Path. & Bacteriol., Cambridge [Eng.], v. 14 (4), Apr., pp. 542-546, pl. 35, fig. 2. [W<sup>a</sup>, W<sup>m</sup>.]  
 1910 b.—*Hæmogregarina peramelis*: A free hæmogregarine of an Australian bandicoot <Ibidem, pp. 547-549, pl. 35, figs. 3-4. [W<sup>a</sup>, W<sup>m</sup>.]

WELSH, L. A. [Medonough Co., Ill.]

- 1903 a.—Money in raising hogs. [Letter to editor] <Breeder's Gaz., Chicago (1144), v. 44 (18), Oct. 28, p. 709. [W<sup>a</sup>.]

WELSH, THOMAS. [M. D., Boston.]

- 1808 a.—Curious facts respecting worms <Med. Communicat. Mass. M. Soc., Bost. (1790-1808), v. 1 (9), pp. 87-90. [MS. dated Apr., 1789.] [W<sup>m</sup>.]

WELTNER, W. [See also Nitsche, P.; & Weltner, W.]

- 1892 a.—Ueber Myxosporidiensporen in den Eiern von *Esox lucius*. [Read 19. Apr.] <Sitzungsb. d. Gesellsch. naturf. Fr. zu Berl. (4), pp. 28-36, figs. 1-16. [W<sup>a</sup>, W<sup>c</sup>.] [Also reprint: Lib. Stiles.]  
 (1894 a).—Zur Untersuchung von Fischkrankheiten <Bl. f. Aquar.- u. Terrar.-Fr., Magdeb., v. 5, pp. 169-172. [Reprint: Lib. Stiles.]  
 (1895 a).—Die *Ichthyophthirius*-Krankheit. [Vortrag gehalten im "Triton," Ver. f. Aquarien- u. Terrarienfreunde zu Berlin, 9. Nov. 1894] <Ibidem, v. 6 (1).  
 1895 b.—Idem. Reprint. 8 pp., 8 figs. 8°. Magdeburg. [Lib. Stiles.]  
 (1896 a).—Ueber Saugwürmer in Wasserjungfern <Bl. f. Aquar.- u. Terrar.-Fr., Magdeb., v. 7, pp. 199-200, figs. 1-3.  
 (1896 b).—Ueber den Laich einer Mücke, *Chironomus silvestris* Fabr. <Ibidem (18), pp. 210-211. [Reprint: Lib. Stiles.]  
 (1899 a).—Ueber einen Ektoparasiten unserer Weissfische (*Diplostomum cuticola*) <Ibidem, v. 10, pp. 51-53, figs. 1-2.

WENCK, GEO. F. E. [M. D.]

- 1883 a.—Case of *Tænia solium* <Tr. South Car. M. Ass., Charleston (Yorkville, Apr. 25-26), v. 33, p. 111. [W<sup>m</sup>.]

WENDELL, MATTHEW.

- 1806 a.—Case of worms in the urinary bladder <Phila. M. Museum, v. 2, pp. 403-408. [W<sup>m</sup>, W<sup>c</sup>.]  
 1808 a.—Observations on Dr. Gough's remarks on Dr. Wendell's case of worms in the bladder <Ibidem, v. 4, pp. 201-209. [W<sup>m</sup>, W<sup>c</sup>.]

WENDELSTADT, D. G. F. C.

1801 a.—Bemerkungen über Spulwürmer und Bandwürmer <J. d. pract. Arzntk. u. Wundarzntk., Jena & Berl., v. 11 (3), pp. 118-125. [W<sup>m</sup>.]

WENDELSTADT, H. [Prof. Dr., Pharmakol. Inst., Bonn.]

1904 a.—Ueber die Wirkung von Malachitgrün und anderen verschiedenartigen Stoffen gegen Nagana-Trypanosomen bei weissen Ratten <Deutsche med. Wchnschr., Leipz., v. 30 (47), 17. Nov., pp. 1711-1712. [W<sup>a</sup>, W<sup>m</sup>.]

1904 b.—Idem. [Abstract by R. Grashey] <München. med. Wchnschr., v. 51 (48), 29. Nov., p. 2153. [W<sup>a</sup>, W<sup>m</sup>.]

1904 c.—Idem. [Abstract of 1904 a, by Jess] <Berl. tierärztl. Wchnschr. (50), 8. Dec., pp. 829-830. [W<sup>a</sup>, W<sup>m</sup>.]

1904 d.—The action of malachite-green and other substances on the nagana trypanosome in white rats. [Abstract of 1904 a] <Med. Rec., N. Y. (1779), v. 66 (24), Dec. 10, p. 947. [W<sup>a</sup>, W<sup>m</sup>, W<sup>c</sup>.]

1905 a.—Ueber die Wirkung von Malachitgrün und anderen verschiedenartigen Stoffen gegen Nagana-Trypanosomen bei weissen Ratten. [Abstract of 1904 a, by F. Mesnil] <Bull. de l'Inst. Pasteur, Par., v. 3 (1), 15 jan., pp. 42-43. [W<sup>a</sup>, W<sup>m</sup>.]

1905 b.—Idem. [Abstract of 1904 a, by Bassenge] <Arch. f. Schiffs- u. Tropen-Hyg., Leipz., v. 9 (2), Feb., p. 95. [W<sup>m</sup>.]

1905 c.—Idem. [Abstract of 1904 a, by Georg Schmidt] <Centralbl. f. Bakteriolog. [etc.], Jena, 1. Abt., v. 36 (12-13), 22. Apr., Ref., p. 399. [W<sup>a</sup>, W<sup>m</sup>, W<sup>c</sup>.]

1905 d.—Idem. [Abstract of 1904 a, by Globig] <Hyg. Rundschau, Berl., v. 15 (24), 15. Dec., p. 1250. [W<sup>a</sup>, W<sup>m</sup>.]

1905 e.—Malachite green against nagana trypanosomes of white rats. [Abstract of 1904 a] <Am. Med., Phila., v. 9 (12), Mar. 25, p. 500. [W<sup>a</sup>, W<sup>m</sup>, W<sup>c</sup>.]

1905 f.—Pharmakotherapeutische Bekämpfung der Trypanosomenkrankheiten. [Abstract of paper read at 2. deutsch. Kolon. Kong., Berl., 5.-7. Oct.] <Deutsche med. Wchnschr., Leipz., v. 31, 2. Hälfte (42), 19. Oct., Ver.-Beilage, p. 1700. [W<sup>a</sup>, W<sup>m</sup>.]

1905 g.—Trypanosomenkrankheiten. [Abstract of 1905 f, by P. Jess] <Berl. tierärztl. Wchnschr. (49), 7. Dec., p. 836. [W<sup>a</sup>, W<sup>m</sup>.]

1906 a.—Ueber pharmako-therapeutische Bekämpfung der Trypanosomenkrankheiten. [Read 7. Oct. 1905] <Verhandl. d. 2. deutsch. Kolonial-Kong. zu Berl. (1905), pp. 285-291; discussion, pp. 291-293. [W<sup>m</sup>.]

1906 b.—Idem. [Abstract] <Arch. f. Schiffs- u. Tropen-Hyg., Leipz., v. 10 (3), Feb., pp. 95-97. [W<sup>m</sup>.]

1906 c.—Idem. [Abstract of 1906 a, by H. Sachs] <Biochem. Centralbl., Leipz., v. 5 (2), 2. März, p. 89. [W<sup>a</sup>, W<sup>m</sup>.]

1906 d.—Trypanosomenkrankheiten. [Abstract of 1906 a] <Ztschr. f. Fleisch- u. Milchhyg., Berl., v. 16 (4), Jan., p. 118. [W<sup>a</sup>, W<sup>m</sup>.]

1906 e.—Die Behandlung der Tsetsekrankheit mit Brillantgrün. [Read 22. Jan.] <Sitzungsb. d. nied.-rhein. Gesellsch. f. Nat.- u. Heilk. zu Bonn (1), med. Abt., pp. 4-7. [W<sup>a</sup>.]

1906 f.—Idem. [Abstract by H. Sachs] <Biochem. Centralbl., Leipz., v. 5 (2), 2. März, p. 90. [W<sup>a</sup>, W<sup>m</sup>.]

1906 g.—Idem. [Abstract of 1906 e] <Deutsche med. Wchnschr., Leipz., v. 32 (21), 24. Mai, pp. 863-864. [W<sup>a</sup>, W<sup>m</sup>.]

1906 h.—Idem. [Abstract of 1906 e, by P. Jess] <Berl. tierärztl. Wchnschr. (27), 5. Juli, p. 509. [W<sup>a</sup>, W<sup>m</sup>.]

1907 a.—Idem. [Abstract of 1906 e, by Matouschek] <Centralbl. f. Bakteriolog. [etc.], Jena, 1. Abt., v. 40 (9-10), 8. Oct., Ref., pp. 330-331. [W<sup>a</sup>, W<sup>m</sup>, W<sup>c</sup>.]

1907 b.—Behandlung und einige Entwicklungsformen der Nagana-Trypanosomen. [Abstract of 1908 a] <Deutsche med. Wchnschr., Leipz., v. 33 (31), 1. Aug., p. 1280. [W<sup>a</sup>, W<sup>m</sup>.]

## WENDELSTADT, H.—Continued.

- 1907 c.—Idem. [Abstract of 1908 a, by F. Mesnil] <Bull. de l'Inst. Pasteur, Par., v. 5 (18), 30 sept., p. 786. [W<sup>a</sup>, W<sup>m</sup>.]
- 1907 d.—Idem. [Abstract of 1908 a, by Møllers] <Hyg. Centralbl., Leipz., v. 3 (9–10), Oct., p. 290. [W<sup>a</sup>, W<sup>m</sup>.]
- 1907 e.—Idem. [Abstract of 1908 a, by M. Mayer] <Arch. f. Schiffs- u. Tropen-Hyg., Leipz., v. 11 (19), Oct., p. 622. [W<sup>m</sup>.]
- 1908 a.—Idem. [Original.] [Read 18. Feb. 1907] <Sitzungsb. d. nied.-rhein. Gesellsch. f. Nat.- u. Heilk. zu Bonn (1907) (1), med. Abt., pp. 13–16. [W<sup>a</sup>.]
- 1908 b.—Idem. [Abstract] <J. Trop. Vet. Sc., Calcutta, v. 3 (2), Apr., p. 236. [Published May.] [W<sup>a</sup>, W<sup>m</sup>.]
- 1908 c.—Ueber Versuche mit neuen Arsenverbindungen gegen Trypanosomen bei Ratten und dabei beobachtete Erblindungen <Berl. klin. Wchnschr., v. 45 (51), 21. Dec., pp. 2263–2268. [W<sup>a</sup>, W<sup>m</sup>.]
- 1909 a.—Idem. [Abstract by Grassmann] <München. med. Wchnschr., v. 56 (1), 5. Jan., p. 38. [W<sup>a</sup>, W<sup>m</sup>.]
- 1909 b.—Idem. [Abstract of 1908 c, by Lewitt] <Deutsche med. Wchnschr., Leipz., v. 35 (1), 7. Jan., p. 35. [W<sup>a</sup>, W<sup>m</sup>.]
- 1909 c.—Idem. [Abstract of 1908 c] <Sleep. Sick. Bureau Bull., Lond. (4), Feb., p. 154. [W<sup>a</sup>, W<sup>m</sup>.]
- 1909 d.—Idem. [Abstract of 1908 c, by F. Mesnil] <Bull. de l'Inst. Pasteur, Par., v. 7 (8), 30 avril, pp. 333–334. [W<sup>a</sup>, W<sup>m</sup>.]
- 1909 e.—Idem. [Abstract of 1908 c, by Gœdecke] <Deutsche tierärztl. Wchnschr., Hannov., v. 17 (20), 15. Mai, p. 290. [W<sup>a</sup>, W<sup>m</sup>.]
- 1909 f.—Idem. [Abstract of 1908 c, by W. v. Brunn] <Centralbl. f. Bakteriolog. [etc.], Jena, 1. Abt., v. 43 (20), 27. Mai, Ref., p. 652. [W<sup>a</sup>, W<sup>m</sup>.]
- 1909 g.—Idem. [Abstract of 1908 c, by Hayo Bruns] <Hyg. Rundschau, Berl., v. 19 (17), 1. Sept., pp. 1020–1021. [W<sup>a</sup>, W<sup>m</sup>.]
- 1909 h.—Idem. [Abstract of 1908 c, by K. Kutscher] <Centralbl. f. d. med. Wissensch., Berl., v. 47 (39), 25. Sept., pp. 649–650. [W<sup>a</sup>, W<sup>m</sup>.]
- 1909 i.—Ueber Form- und Virulenzveränderungen von Trypanosomen durch Kaltblüterpassage <Med. Klin., Berl., v. 5 (16), 18. Apr., p. 608. [W<sup>m</sup>.]
- 1909 k.—Idem. [Abstract by F. Mesnil] <Bull. de l'Inst. Pasteur, Par., v. 7 (11), 15 juin, p. 492. [W<sup>a</sup>, W<sup>m</sup>.]
- 1909 l.—Idem. [Abstract of 1909 i] <Sleep. Sick. Bureau Bull., Lond. (8), July 5, p. 314. [W<sup>a</sup>, W<sup>m</sup>.]
- 1909 m.—The new arsenic compounds and their action on trypanosomes. [Editorial abstract of 1908 c] <Brit. M. J., Lond. (2527), v. 1, June 5, Epit. Cur. Med. Lit., pp. 91–92. [W<sup>a</sup>, W<sup>m</sup>.]

## WENDELSTADT, H.; &amp; FELLNER, T.

- 1906 a.—Ueber die Einwirkung von Brillantgrün auf Nagana-Trypanosomen <Ztschr. f. Hyg. u. Infektionskrankh., Leipz., v. 52 (2), 2. Feb., pp. 263–281, pl. 5, figs. 1–12. [W<sup>a</sup>, W<sup>m</sup>.]
- 1906 b.—Idem. [Abstract] <Deutsche med. Wchnschr., Leipz., v. 32 (8), 22. Feb., p. 314. [W<sup>a</sup>, W<sup>m</sup>.]
- 1906 c.—Idem. [Abstract of 1906 a, by R. O. Neumann] <München. med. Wchnschr., v. 53 (9), 27. Feb., p. 424. [W<sup>a</sup>, W<sup>m</sup>.]
- 1906 d.—Idem. [Abstract of 1906 a, by J. Citron] <Hyg. Centralbl., Leipz., v. 1 (2–3), März, p. 59. [W<sup>a</sup>, W<sup>m</sup>.]
- 1906 e.—Idem. [Abstract of 1906 a, by Jacob] <Fortschr. d. Vet.-Hyg., Berl., v. 3 (12), März, p. 288. [W<sup>a</sup>, W<sup>m</sup>.]
- 1906 f.—Idem. [Abstract of 1906 a, by H. Sachs] <Biochem. Centralbl., Leipz., v. 5 (2), 2. März, pp. 89–90. [W<sup>a</sup>, W<sup>m</sup>.]
- 1906 g.—Idem. [Abstract of 1906 a, by Walter H. Schultze] <Centralbl. f. allg. Path. u. path. Anat., Jena, v. 17 (5), 15. März, pp. 186–187. [W<sup>a</sup>, W<sup>m</sup>.]

WENDELSTADT, H.; & FELLNER, T.—Continued.

- 1906 h.—Idem. [Abstract of 1906 a, by F. Mesnil] <Bull. de l'Inst. Pasteur, Par., v. 4 (8), 30 avril, pp. 378-380. [W<sup>a</sup>, W<sup>m</sup>.]
- 1906 i.—Idem. [Abstract of 1906 a, by Bugge] <Ztschr. f. Infektionskr. . . . d. Haustiere, Berl., v. 1 (4-5), 2. Juni, pp. 418-419. [W<sup>a</sup>, W<sup>m</sup>.]
- 1906 k.—Idem. [Abstract of 1906 a, by Hasenkamp] <Deutsche tierärztl. Wchnschr., Hannov., v. 14 (24), 16. Juni, p. 287. [W<sup>a</sup>, W<sup>m</sup>.]
- 1906 l.—Idem. [Abstract of 1906 a, by Globig] <Hyg. Rundschau, Berl., v. 16 (21), 1. Nov., pp. 1196-1197. [W<sup>a</sup>, W<sup>m</sup>.]
- 1906 m.—On the action of Brillantgrün on *Trypanosoma brucei*. [Abstract of 1906 a, by E. D. W. Greig] <J. Roy. Army Med. Corps, Lond., v. 7 (1), July, pp. 88-89. [W<sup>a</sup>, W<sup>m</sup>.]
- 1906 n.—Treatment of trypanosomiasis. [Abstract of 1906 a] <J. Trop. Vet. Sc., Calcutta, v. 1 (3), July, pp. 336-337. [Published Aug.] [W<sup>a</sup>, W<sup>m</sup>.]
- 1906 o.—The action of "brilliant-green" on the nagana trypanosome. [Abstract of 1906 a] <J. Trop. M., Lond., v. 9 (13), July 2, p. 211. [W<sup>a</sup>, W<sup>m</sup>.]
- 1907 a.—Ueber die Einwirkung von Brillantgrün auf Nagana-Trypanosomen. [Abstract of 1906 a, by Schill] <Centralbl. f. Bakteriol. [etc.], Jena, 1. Abt., v. 39 (17-19), 10. Apr., Ref., pp. 606-607. [W<sup>a</sup>, W<sup>m</sup>, W<sup>c</sup>.]
- 1909 a.—Einwirkung von Kaltblüterpassagen auf Nagana und Lewisi-Trypanosomen <Ztschr. f. Immunitätsforsch. [etc.], Jena, 1. Teil, v. 3 (4), 24. Aug., Orig., pp. 422-432. [W<sup>a</sup>, W<sup>m</sup>.]
- 1909 b.—Idem. [Abstract by F. Mesnil] <Bull. de l'Inst. Pasteur, Par., v. 7 (24), 30 déc., pp. 1083-1084. [W<sup>a</sup>, W<sup>m</sup>.]
- 1910 a.—Idem. [Abstract of 1909 a, by Kurt Meyer] <Centralbl. f. Bakteriol. [etc.], Jena, 1. Abt., v. 46 (9), 20. Apr., Ref., p. 264. [W<sup>a</sup>, W<sup>m</sup>.]
- 1910 b.—Idem. 2. Mitteilung <Ztschr. f. Immunitätsforsch. [etc.], Jena, 1. Teil, v. 5 (4), 19. Apr., Orig., pp. 337-348, pls. 1-2, figs. 1-38. [W<sup>a</sup>, W<sup>m</sup>.]
- 1910 c.—Idem. [Abstract by K. Meyer] <Berl. klin. Wchnschr., v. 47 (22), 30. Mai, p. 1030. [W<sup>a</sup>, W<sup>m</sup>.]

WENDLAND. [Dr., Herbertshöhe.]

- 1904 a.—Klima und Gesundheitsverhältnisse in Deutsch-Neu-Guinea <Arb. a. d. k. Gsndhtsamte., Berl., v. 21 (1), pp. 107-112. [W<sup>a</sup>, W<sup>m</sup>.]
- 1904 b.—Klima und Gesundheitsverhältnisse in Herbertshöhe im Jahre 1902-03 <Ibidem (3), pp. 599-611. [W<sup>a</sup>, W<sup>m</sup>.]
- 1904 c.—Ueber Chininprophylaxe in Neuguinea. Amtlicher Bericht <Arch. f. Schiffs- u. Tropen-Hyg., Leipz., v. 8 (10), Oct., pp. 431-454. [W<sup>m</sup>.]
- 1904 d.—Idem. [Abstract] <Berl. klin. Wchnschr., v. 41 (44), 31. Oct., Litt.-Auszüge, p. 58. [W<sup>a</sup>, W<sup>m</sup>.]

WENDT, EDMUND C. [M. D., New York.]

- 1874 a.—Fall von Cysticercen im Gehirn als Folge, nicht als Ursache der Geistesstörung <Allg. Ztschr. f. Psychiat., etc., Berl., v. 31 (3), pp. 401-403. [W<sup>m</sup>.]
- 1878 a.—Chronic muscular symptoms after trichinosis <Am. J. M. Sc., Phila., v. 75, n. s. (150), Apr., pp. 434-439. [W<sup>m</sup>, W<sup>c</sup>.]
- 1879 a.—Chronic affections of the muscles following trichinosis <Med. Rec., N. Y. (465), v. 16 (14), Oct. 4, pp. 319-320. [W<sup>m</sup>, W<sup>c</sup>.]
- 1881 a.—Trichinosis. [Abstract of remarks before N. York Path. Soc., Apr. 13] <Ibidem (553), v. 19 (24), June 11, pp. 662-663; discussion, p. 663. [W<sup>m</sup>, W<sup>c</sup>.]
- 1881 b.—Idem <Science, N. Y. (52), v. 2, June 25, pp. 299-300. [W<sup>a</sup>, W<sup>m</sup>, W<sup>c</sup>.]

WENDT, JOHANN. [Dr.]

- 1822 a.—Die Kinderkrankheiten systematisch dargestellt. xvi+638 pp. 8°. Breslau & Leipzig. [W<sup>m</sup>.]
- 1827 a.—Idem. 2. mit den Beobachtungen der neusten Zeit vermehrte Ausg. xvi+387 pp. 8°. Wien. [W<sup>m</sup>.]
- 1835 a.—Idem. 3. mit den Beobachtungen der neusten Zeit vermehrte Ausg. xvi+479 pp., port. 8°. Breslau. [W<sup>m</sup>.]

WENGLER, C. M. See Wenyon, C. M.

WENGLER. [Dr., Dresden.]

1851 a.—Ein Fall von Guinea-Wurm in Europa <Schmidt's Jahrb., Leipz., v. 69 (3), pp. 358-360. [W<sup>m</sup>.]

WENYON, C. M. [M. B., B. Sc., B. Sc., Protozool., Lond. School Trop. Med.]

1906 a.—Report on Dr. P. N. Gerrard's preparations accompanying the foregoing communication <J. Hyg., Cambridge [Eng.], v. 6 (3), July, pp. 231-236, pl. 2, figs. 1-14. [W<sup>a</sup>, W<sup>m</sup>.] [See Gerrard, P. N., 1906, pp. 229-230.]

1906 b.—Idem. [Abstract by Muehlens] <Hyg. Centralbl., Leipz., v. 2 (4-5), Dec., p. 119. [W<sup>a</sup>, W<sup>m</sup>.]

1906 c.—Spirochætæ in mice. [Letter to editors, dated Oct. 1] <Lancet, Lond. (4336), v. 171, v. 2 (14), Oct. 6, p. 954. [W<sup>a</sup>, W<sup>m</sup>, W<sup>c</sup>.]

1906 d.—Spirochaetosis of mice due to *Spirochæta muris* n. sp. in the blood <J. Hyg., Cambridge [Eng.], v. 6 (5), Oct., pp. 580-585, figs. 1-10. [W<sup>a</sup>, W<sup>m</sup>.]

1906 e.—Idem. [Abstract by F. Mesnil] <Bull. de l'Inst. Pasteur, Par., v. 4 (23), 15 déc., pp. 992-993. [W<sup>a</sup>, W<sup>m</sup>.]

1907 a.—Idem. [Abstract of 1906 d, by H. Kossel] <Arch. f. Schiffs- u. Tropen-Hyg., Leipz., v. 11 (3), Feb., p. 106. [W<sup>m</sup>.]

1907 b.—Idem. [Abstract of 1906 d, by Muehlens] <Hyg. Centralbl., Leipz., v. 2 (10-11), Feb., p. 309. [W<sup>a</sup>, W<sup>m</sup>.]

1907 c.—Idem. [Abstract of 1906 d, by Hoffmann] <Ztschr. f. Infektionskr. . . d. Haustiere, Berl., v. 2 (2-3), 9. Feb., pp. 260-261. [W<sup>a</sup>, W<sup>m</sup>.]

1907 d.—Action of the colours of benzidine on mice infected with *Trypanosoma dimorphon* <J. Hyg., Cambridge [Eng.], v. 7 (2), Apr., pp. 273-290. [Published May 20.] [W<sup>a</sup>, W<sup>m</sup>.]

1907 e.—Idem. [Abstract] <N. York M. J. [etc.] (1500), v. 86 (9), Aug. 31, p. 422. [W<sup>a</sup>, W<sup>m</sup>, W<sup>c</sup>.]

1907 f.—Idem. [Abstract of 1907 d, by F. Mesnil] <Bull. de l'Inst. Pasteur, Par., v. 5 (18), 30 sept., pp. 783-784. [W<sup>a</sup>, W<sup>m</sup>.]

1907 g.—Idem. [Abstract of 1907 d, by H. Kossel] <Arch. f. Schiffs- u. Tropen-Hyg., Leipz., v. 11 (22), Nov., p. 726. [W<sup>m</sup>.]

1907 h.—Report on Dr. P. N. Gerrard's preparations accompanying the foregoing communication. [Abstract of 1906 a] <J. Trop. Vet. Sc., Calcutta, v. 2 (2), May, pp. 231-232. [W<sup>a</sup>, W<sup>m</sup>.]

1907 i.—Observations on the Protozoa in the intestine of mice <Arch. f. Protistenk., Jena, Suppl. 1, [Juli], pp. 169-201, 1 fig., pls. 10-12. [W<sup>m</sup>.]

1907 k.—Idem. [Abstract by F. Mesnil] <Bull. de l'Inst. Pasteur, Par., v. 5 (21), 15 nov., pp. 914-915. [W<sup>a</sup>, W<sup>m</sup>.]

1908 a.—Idem. [Abstract of 1907 i, by Schrumpl] <Centralbl. f. allg. Path. u. path. Anat., Jena, v. 19 (5), 15. März, p. 184. [W<sup>a</sup>, W<sup>m</sup>.]

1908 b.—Report of travelling pathologist and protozoologist <3. Rep. Wellcome Research Lab., Khartoum, pp. 121-168, figs. 28-41, pl. 3, fig. [2]; pls. 9-16. [W<sup>a</sup>.]

1908 c.—Spirochætosis of mice due to *Spirochæta muris* n. sp. in the blood. [Abstract of 1906 d, by C. Fränkel] <Hyg. Rundschau, Berl., v. 18 (2), 15. Jan., p. 90. [W<sup>a</sup>, W<sup>m</sup>.]

1908 d.—Action of the colours of benzidine on mice infected with *Trypanosoma dimorphon*. [Abstract of 1907 d, by C. Fränkel] <Ibidem (12), 15. Juni, pp. 715-716. [W<sup>a</sup>, W<sup>m</sup>.]

1908 e.—Idem. [Abstract of 1907 d] <J. Trop. Vet. Sc., Calcutta, v. 3 (2), Apr., pp. 235-236. [Published May.] [W<sup>a</sup>, W<sup>m</sup>.]

1908 f.—Intestinal amœbiasis. [Abstract of 1908 k] <J. Trop. M. & Hyg., Lond., v. 11 (16), Aug. 15, pp. 254-255. [W<sup>a</sup>, W<sup>m</sup>.]

1908 g.—Idem. [Abstract of 1908 k] <Lancet, Lond. (4433), v. 175, v. 2 (7), Aug. 15, pp. 482-483. [W<sup>a</sup>, W<sup>m</sup>, W<sup>c</sup>.]

WENYON, C. M.—Continued.

- 1908 h.—Idem. [Abstract of 1908 k] <Med. Rec., N. Y. (1972), v. 74 (8), Aug. 22, p. 340. [W<sup>a</sup>, W<sup>m</sup>, W<sup>c</sup>.]
- 1908 i.—Idem. [Abstract of 1908 k] <München. med. Wchnschr., v. 55 (37), 15. Sept., p. 1957. [W<sup>a</sup>, W<sup>m</sup>.]
- 1908 k.—Idem. [Original] <Brit. M. J., Lond. (2495), v. 2, Oct. 24, pp. 1244–1246. [W<sup>a</sup>, W<sup>m</sup>.]
- 1909 a.—A trypanosome and hæmogregarine of a tropical American snake <Parasitology, Cambridge [Eng.], v. 1 (4), Dec., 1908, pp. 314–317, pl. 21, figs. 1–7. [Published Mar. 11.] [W<sup>a</sup>.]
- 1909 b.—Idem. [Abstract by F. Mesnil] <Bull. de l'Inst. Pasteur, Par., v. 7 (11), 15 juin, p. 474. [W<sup>a</sup>, W<sup>m</sup>.]
- 1909 c.—Dysentery. [Abstract of 1908 b, by F. Mesnil] <Ibidem (13), 15 juillet, p. 570. [W<sup>a</sup>, W<sup>m</sup>.]
- 1910 a.—Some remarks on the genus *Leucocytozoon* <Parasitology, Cambridge [Eng.], v. 3 (1), Apr. 30, pp. 63–72. [W<sup>a</sup>.]
- 1910 b.—A new flagellate (*Macrostoma mesnili* n. sp.) from the human intestine with some remarks on the supposed cysts of *Trichomonas* <Ibidem (2), July 14, pp. 210–216, figs. 1–2, pl. 16, figs. 1–13. [W<sup>a</sup>.]
- 1910 c.—Some observations on a flagellate of the genus *Cercomonas* <Quart. J. Micr. Sc., Lond., n. s. (218), v. 55 (2), June, pp. 241–260, figs. 1–19. [W<sup>a</sup>.]

WENZEL. [Schlachthofierarzt, Chemnitz.]

- 1897 a.—Ist für finnig befundene Rinder im Königreich Sachsen Gewähr zu leisten? <Ztschr. f. Fleisch- u. Milchhyg., Berl., v. 8 (1), Oct., pp. 5–6. [W<sup>a</sup>, W<sup>m</sup>.]

WENZEL, CARL. [1799–1838.]

- 1825 a.—Die wahre Krätze, mit besonderer Berücksichtigung ihrer unrichtigen und Unheil stiftenden Behandlungsarten als einer Quelle zahlloser furchtbarer, chronischer Nachkrankheiten. 3 p. l., 111 pp. 12°. Bamberg. [W<sup>m</sup>.]
- 1829 a.—Receptaschenbuch für das Gebiet der Kinderkrankheiten. Nach den einzelnen Krankheitsformen, und insbesondere nach den Heilanzeigen, nach dem jedesmaligen Stande und den Stadien der Krankheiten u. s. w. geordnet und mit Anmerkungen versehen. v. 1, viii+270 pp. 12°. Erlangen. [W<sup>m</sup>.]
- 1830 a.—Idem. v. 2, viii+378 pp. 12°. Erlangen. [W<sup>m</sup>.]

WEPFER, JOHANN JACOBUS. [1620–1695.]

- 1658 a.—Observationes anatomicæ, ex cadaveribus eorum, quos sustulit apoplexia, cum exercitatione de ejus loco affecto. 7 p. l., 304 pp. 16°. Schaffhusii. [W<sup>m</sup>.]
- (1675 a).—Idem. 304 pp. 12°. Schaffhusii.
- 1679 a.—Cicutæ aquaticæ historia et noxæ. 7 p. l., 336 pp., 2 pls. 8°. Basileæ. [W<sup>m</sup>.]
- 1681 a.—Observationes anatomicæ ex cadaveribus eorum, quos sustulit apoplexia. Novæ editioni. . . . 7 p. l., 464 pp. 16°. Amstelædami. [W<sup>m</sup>.]
- 1689 a.—Ventriculi tumor verminosus cum folliculo <Misc. Acad. nat. curios., Norimb. (1688), decur. 2, v. 7, obs. 16, pp. 26–35. [W<sup>m</sup>, W<sup>c</sup>.]
- 1692 a.—Intestini ilei ruptura integro abdomine <Ibidem (1691), decur. 2, v. 10, obs. 171, pp. 297–330. [W<sup>m</sup>, W<sup>c</sup>.]
- 1724 a.—Historiæ apoplecticorum [etc.]. 6 p. l., 690 pp., 14 l., port. 12°. Amstelædami. [W<sup>m</sup>.]


WERBITZKI, F. W. [Dr.]

- 1910 a.—Ueber blepharoplastlose Trypanosomen <Centralbl. f. Bakteriöl. [etc.], Jena, 1. Abt., v. 53 (3), 2. Feb., Orig., pp. 303–315, figs. 5–6, pls. 1–2, figs. 1–4. [W<sup>a</sup>, W<sup>m</sup>.]
- 1910 b.—Idem. [Abstract by F. Mesnil] <Bull. de l'Inst. Pasteur, Par., v. 8 (6), 30 mars, pp. 275–277. [W<sup>a</sup>, W<sup>m</sup>.]









UNIVERSITY OF FLORIDA



3 1262 09216 5207