





Class QL628

Book N7B3

OFFICIAL DONATION.





New York State Museum

FREDERICK J. H. MERRILL Director

Bulletin 60

ZOOLOGY 9

CATALOGUE OF THE FISHES OF NEW YORK

BY

TARLETON H. BEAN M.S. M.D.

	PAGE		PAGE
Preface	3	Apodes, eels	169
Introduction	5	Isospondyli, isospondylous fishes.....	177
Marsipobranchii , lampreys.....	11	Iniomi, lantern fishes	285
Hyperoartii , lampreys.....	11	Haplomi, pikelike fishes.....	287
Pisces , the fishes.....	17	Syentognathi, syentognathous fishes....	317
Asterospondyli, typical sharks.....	17	Hemibranchii, half-gills	335
Cyclospodyli, cyclospodylous sharks....	43	Lophobranchii, tuftgills	347
Batoidei, rays	46	Acanthopteri, spiny-rayed fishes.....	351
Selachostomi, paddlefishes	60	Plectognathi, fishes with ankylosed jaws..	608
Chondrostei, sturgeons	63	Pediculati, pediculate fishes.....	733
Rhomboganoidea, gar pikes.....	69	Recorded distribution of New York	
Cycloganoidea, bowfins.....	73	fishes	739
Nematognathi, catfishes	76	Index	747
Plectospondyli, carplike fishes.....	97		

ALBANY

UNIVERSITY OF THE STATE OF NEW YORK

1903

University of the State of New York

REGENTS

With years of election

- 1892 WILLIAM CROSWELL DOANE D.D. LL.D.
Chancellor, Albany
- 1878 WHITELAW REID M.A. LL.D. *Vice Chancellor* - New York
- 1873 MARTIN I. TOWNSEND M.A. LL.D. - - Troy
- 1877 CHAUNCEY M. DEPEW LL.D. - - - - New York
- 1877 CHARLES E. FITCH LL.B. M.A. L.H.D. - - Rochester
- 1881 WILLIAM H. WATSON M.A. M.D. LL.D. - - Utica
- 1881 HENRY E. TURNER LL.D. - - - - Lowville
- 1883 ST CLAIR MCKELWAY M.A. L.H.D. LL.D. D.C.L. Brooklyn
- 1885 DANIEL BEACH Ph.D. LL.D. - - - - Watkins
- 1888 CARROLL E. SMITH LL.D. - - - - Syracuse
- 1890 PLINY T. SEXTON LL.D. - - - - Palmyra
- 1890 T. GUILFORD SMITH M.A. C.E. LL.D. - - Buffalo
- 1893 LEWIS A. STIMSON B.A. LL.D. M.D. - - New York
- 1895 ALBERT VANDER VEER M.A. Ph.D. M.D. - - Albany
- 1895 CHARLES R. SKINNER M.A. LL.D.
Superintendent of Public Instruction, ex officio
- 1897 CHESTER S. LORD M.A. LL.D. - - - Brooklyn
- 1900 THOMAS A. HENDRICK M.A. LL.D. - - - Rochester
- 1901 BENJAMIN B. ODEL JR LL.D. Governor, ex officio
- 1901 ROBERT C. PRUYN M.A. - - - - Albany
- 1902 WILLIAM NOTTINGHAM M.A. Ph.D. - - - Syracuse
- 1903 FRANK W. HIGGINS Lieutenant Governor, ex officio
- 1903 JOHN F. O'BRIEN Secretary of State, ex officio
- 1903 CHARLES A. GARDINER B.A. LL.B. M.A. Ph.D. - New York

SECRETARY

Elected by Regents

- 1900 JAMES RUSSELL PARSONS JR M.A. LL.D.

DIRECTORS OF DEPARTMENTS

- 1888 MELVIN DEWEY M.A. LL.D. *State Library and Home Education*
- 1890 JAMES RUSSELL PARSONS JR M.A. LL.D.
Administrative, College and High School Dep'ts
- 1890 FREDERICK J. H. MERRILL Ph.D. *State Museum*

AUG 5 1903
D. of D.

University of the State of New York

New York State Museum

FREDERICK J. H. MERRILL Director

Bulletin 60

ZOOLOGY 9

CATALOGUE OF THE
FISHES OF NEW YORK

PREFACE

In 1836, under the influence of public interest, Secretary of State John A. Dix presented to the legislature a plan for a natural history survey of the state, which was carried out with success and credit and resulted in the publication of a large number of valuable reports. Not the least important of these were the contributions of James E. De Kay to the zoology of New York, which appeared in 1842 and 1843.

Since that time comparatively little official recognition had been given to the progress of biologic study, till in 1897 the writer secured the able services of Mr Gerrit S. Miller jr in preparing a preliminary list of New York mammals. Following this appeared in October 1900 a key to the land mammals of northeastern North America by the same author, and in April 1900 a check list of the birds of New York by Dr Marcus S. Farr, who is now engaged in the preparation of a detailed catalogue of the birds of New York. A list of reptiles and batrachians by Messrs Eckel and Paulmier has recently appeared; and in the present bulletin Dr Tarleton H. Bean gives to the citizens of the state the benefit of his natural talent and long training as an

ichthyologist. It is hoped and believed that the results of this work will be of much practical use to the public at large and to the teachers and students in the schools of the state.

By special request of the author his synonymies are printed in the form in which they were prepared by him.

FREDERICK J. H. MERRILL

Albany N. Y. July 1902

INTRODUCTION

New York has an extensive water area and a great diversity of surface. Its principal drainage basins are: the Great lakes, the St Lawrence river, including Lake Champlain, the Ohio basin, the Susquehanna, the Delaware, the Hudson and several small streams adjacent to it in the southeastern part of the state. The inland lakes, in the central and western part of the state, almost all communicate with Lake Ontario. Chautauqua lake belongs to the Ohio basin. Lake Otsego and two small lakes east of Keuka lake, empty into the Susquehanna. The Adirondack lakes for the most part belong to the St Lawrence drainage basin, some of them emptying into Lake Champlain, and a few into the upper waters of the Hudson.

Long Island has a larger number of species than all the remainder of the state. The number of marine species in its waters is 217, and its fresh waters contain 27 species, of which 13 have been recently introduced.

In the bays of the south side of the island, wherein the water is brackish or nearly fresh, and where there is a luxuriant growth of water plants, young menhaden and alewives are extremely abundant.

One of the fresh-water fishes is a hybrid trout, artificially produced; another is the black-nosed dace, which is perhaps doubtfully recorded from Long Island; and 13 species have been recently introduced, as before remarked.

The permanent residents in fresh water are the following: horn pout, chub sucker, roach, brook trout, striped mud minnow, banded pickerel, chain pickerel, fresh-water killy, pirate perch, fresh-water silverside, sunfish, yellow perch, and Johnny darter. Most of these 13 species, or perhaps all of them, could easily have been introduced by man within the last century or two.

Mitchill recorded only three fresh-water species from Long Island. These are: yellow perch, brook trout and pickerel. To the pickerel he applied the name *Esox lucius*, a species

which does not occur on the island. He mentioned also the bony-scaled pike, *Esox osseus*, concerning which he says: "A few years ago I had a large and complete specimen from Long Island, which agrees in the main with the descriptions extant." This was doubtless a mistake of locality. The yellow perch was transplanted by Mitchill in 1790 from Ronkonkoma pond to Success pond, in Queens county, a distance of 40 miles. Prior to 1790, he states, there were no yellow perch in Success pond. De Kay also knew only a few species of fresh-water fishes in Long Island waters—the yellow perch, roach, banded pickerel, and brook trout.

It seems probable that some of the early writers on New York fishes must have had access to collections from Long Island, and yet a number of species might have existed without discovery during the time of their observations. The present number of species whose date of introduction is not recorded is very small, and most of the so called native fishes represent species which lend themselves readily to the purpose of artificial introduction.

It is a matter of record that some species of fresh-water fishes identical with those found in Long Island waters, have been swept out of the Hudson river by spring floods, and several such species have been seen at Gravesend bay, Long Island. It is certain that incursions of fresh-water forms could have taken place from time to time in the streams of the north side, and also on the south side of Long Island. Once established in that way, their wider dissemination through the agency of man, aquatic birds, and even through their own movements could be very easily accomplished.

Of the fresh-water fishes known to Mitchill and De Kay, the brook trout can live in fresh and salt water indifferently; the chain pickerel is frequently found in brackish water; the yellow perch is one of the fish which have been brought down from the Hudson by floods into Gravesend bay; the roach is a common resident of lakes in New York and Brooklyn parks, and its distribution has been greatly extended through the agency of man.

The number of fishes included in this catalogue is 375, of which 371 are named, and the following four, which have only recently been discovered in the state, should be added to the list: no. 76½ bullhead minnow, no. 91½ silver-jawed minnow, no. 94½ silver chub, no. 255½ northern darter. Of these species 217 are marine, 141 fresh-water, and 17 anadromous. The number of introduced species is 15, and the number whose occurrence in New York waters is doubtful is 18. The small number of fresh-water species would be remarkable but for the fact that no extensive investigations have recently been made of the fresh waters of the interior of the state, and the catalogue is in that respect simply incomplete.

The anadromous species are the following: no. 1 sea lamprey, no. 35 common sturgeon, no. 37 short-nosed sturgeon, no. 101 eel, no. 112 hickory shad, no. 113 branch herring, no. 114 glut herring, no. 115 shad, no. 130 quinnat salmon, no. 131 Atlantic salmon, no. 134 steelhead, no. 137 rainbow trout, no. 143 smelt, no. 170 10-spined stickleback, no. 171 two-spined stickleback, no. 260 striped bass, no. 261 white perch. Besides these, the following marine species occasionally run up into fresh water for shorter or longer distances: no. 158 silver gar, no. 223 bluefish, no. 224 crab-eater, no. 321 naked goby, no. 346 tomcod, no. 368 hogchoker.

The introduced species are: no. 71 tench, no. 74 golden ide, no. 99 goldfish, no. 100 carp, no. 130 quinnat salmon, no. 131 Atlantic salmon, no. 132 landlocked salmon, no. 133 Lake Tahoe trout, no. 134 steelhead, no. 135 brown trout, no. 136 Lochleven trout, no. 137 rainbow trout, no. 138 Swiss lake trout, no. 141 saibling, no. 142 golden trout.

The fishes whose pertinence to the New York fauna is doubtful are the following: no. 73 *Leuciscus margarita*, no. 162 longbeak, no. 208 amberfish, no. 226 small dolphin, no. 262 wreckfish, no. 263 spotted grouper, no. 265 coachman, no. 290 *Zenopsis*, no. 301 globefish, no. 302 hairy bowfish, no. 303 burfish, no. 317 sea poacher, no. 327 shanny, no. 328 blenny, no. 329 snakefish, no. 337 red gurnard, no. 356 cusk, no. 359 rough dab.

The fishes represent 99 families. The lampreys include 4 species; the sharks 18 species; the catfishes 14 species, of which 2 are marine; suckers 9 species; minnows or carps 39 species; herrings 10 species; salmon family, which includes the trout and whitefish, 20 species, one half of which number have been introduced; pikes 6 species; killy fishes 5 species; sticklebacks 5 species; silversides 5 species; the mackerel family 10 species; the pompano family 18 species; sunfishes 13 species; perches, including the darters, 17 species; sea basses 8 species; weakfish family 10 species; sculpins 8 species, equally divided between the fresh and salt waters; sea robins 5 species, one of which, the red gurnard, probably never occurred in our waters, though it has been assigned to New York; codfishes 12 species, one of them a permanent resident in fresh water; flounders 10 species, but one of these is of doubtful occurrence.

The species whose existence in New York waters has only recently been reported, and which are not numbered in this catalogue, are the bullhead minnow, *Cliola vigilax* Baird & Girard, the silver-jawed minnow, *Ericymba buccata* Cope, silver chub, *Hybopsis amblops* Rafinesque, and the northern darter, *Etheostoma boreale* Jordan. The first three of these species have been found in the western part of New York, and the northern darter has been recorded in the basin of St Lawrence river, from Montreal to Lake Ontario.

The names used in this catalogue are substantially those employed by Jordan and Evermann in bulletin 47, United States National Museum; and I am indebted to these authors for many of the descriptions of the genera. There are some departures, however, from the names employed in that bulletin, for reasons which appear to me satisfactory; for example, the name *Etrumeus sadina* is discarded for the round herring, and the specific name *teres* of De Kay is used in its stead, because Mitchill's type bore a close resemblance to the shad. It has a spot behind the gill cover, a wide and toothless mouth, a projecting lower jaw, and 15 anal rays. There is no probability that Mitchill had the round herring before him for this description.

The glut herring in my list is called *Clupea cyanonotum* Storer; Mitchill's name, *aestivalis*, appears to be a synonym of *mediocris* and *matowaca* of the same author. Its relation to the hickory shad was long since pointed out by Dr Gill. Mitchill stated that the fish has seven or eight dark roundish spots extending in the direction of the lateral line. His figure shows a row of eight dark spots on the side extending to the end of the dorsal fin on the level of the eye.

The name *Coregonus labradoricus*, for the Labrador whitefish, is omitted because that species is identical with the common whitefish. The characters by which the Labrador whitefish were supposed to be distinguished are untenable, precisely the same characters being found in the whitefish and there being no other basis of separation.

The author has discovered that *Kirtlandia laciniata* Swain is identical with *K. vagrans* Goode & Bean.

The species *Querimana gyrans* is believed to be the young of *Mugil trichodon* Poey; and the genus *Querimana* was found to be the young state of *Mugil*.

The name *Neomaenis blackfordi* is retained for the red snapper for the reasons clearly given in the *19th Report of the Commissioners of Fisheries of New York*, 1890. There is absolutely no proof that the name *aya* should be applied to this species.

The synonymy given for the species is limited usually to authors who wrote specially on the fishes of New York, or adjacent regions, and to the well known general catalogues of recent writers on ichthyology. One principal aim has been to give as many references as possible to illustrations of species.

The descriptions of the fishes are based chiefly on collections studied by the author, many of which were obtained in his own field work. The results of investigations made by parties for the United States Fish Commission have also been incorporated in the text.

Illustrations of the species would have added greatly to the report; but the time was not available for obtaining drawings

for this purpose. Artificial keys also would have been an additional advantage; but, as references are given in every case to bulletins 16 and 47 of the United States National Museum, which contain complete series of artificial keys, this feature was omitted.

The author hopes ere long to prepare a new account of the fishes of New York, containing illustrations of all the species, together with keys for identification, but can not complete such an undertaking till after the inland waters of the state have been more thoroughly and systematically investigated.

TARLETON H. BEAN

Washington D. C. 1902

Class **MARSIPOBRANCHII**Order **HYPEROARTII**Family **PETROMYZONTIDAE***Lampreys*Genus **PETROMYZON** (Artedi) Linnaeus

Lampreys with the supraoral lamina armed with two or three separate teeth, pointed, and close together, not forming a crescent-shaped plate; anterior lingual tooth with a median depression; buccal disk large, with numerous teeth arranged in concentric series; dorsal fins separate, the second joined to the caudal.

1 **Petromyzon marinus** Linnaeus*Great Sea Lamprey; Lamprey Eel*

Petromyzon marinus LINNAEUS, Syst. Nat. ed. X, 230, 1758; MITCHILL, Trans. Lit. and Phil. Soc. N. Y. I, 461, 1815; GÜNTHER, Cat. Fish. Brit. Mus. VIII, 501, 1870; JORDAN & GILBERT, Bull. 16, U. S. Nat. Mus. 11, 1883; JORDAN & EVERMANN, Bull. 47, U. S. Nat. Mus. 10, pl. I, fig. 3, 1896.

Petromyzon americanus LE SUEUR, Trans. Am. Phil. Soc. Phila. I, 383, 1818; DE KAY, N. Y. Fauna, Fishes, 379, pl. 66, fig. 216, 1842; STORER, Hist. Fish. Mass. 275, pl. XXXVIII, fig. 4, 1867.

Petromyzon appendix DE KAY, N. Y. Fauna, Fishes, 381, pl. 64, fig. 211, 1842 (young).

Body cylindric, eellike, stout, somewhat compressed behind. The mouth is terminal, subcircular in shape and suctorial. It is strongly armed with large conical teeth or cusps mounted on papillae, those of the inner series being bicuspid. Guarding the throat are crescent-shaped plates, bearing pectinate lingual teeth; a pair of these plates on either side and another pair below them. The mandibular plate has seven cusps.

There are seven branchial apertures on each side of the head, the first not far behind the eye; the distance of the last opening from the tip of the snout is contained about five times in the total length. Eye rather small, covered by membrane. The first dorsal originates in about the middle of the length; it is little developed and well separated from the second dorsal which is confluent with the anal. The anal is very low and

only about half as long as the second dorsal. The vent is far back, opposite the origin of the second dorsal.

The specimen described, number 10654 in the U. S. National Museum collection, is 28 inches long.

The sea lamprey or lamprey eel inhabits the north Atlantic, ascending streams to spawn and sometimes becoming landlocked. In some interior waters of New York the landlocked form has received the name, *unicolor*, of De Kay. The species ranges southward on our coast to Virginia. In the Delaware, Susquehanna and their tributaries this is a common fish. Its larval form, which is blind and toothless, is extremely abundant in muddy sandflats near the mouths of small streams and is a very important bait for hook and line fishing.

The sea lamprey grows to a length of 3 feet. It is dark brown in color, mottled with black and white. In the breeding season in spring the males have a high fleshy ridge in front of the dorsal. The spawning is believed to take place in May or June. The eels cling to the rocks by means of their suctorial mouths and the eggs are deposited in shallow water on a rough bottom where the current is swift. Some observers state that they make nests by heaping up stones in a circle and deposit the eggs under the stones. The ovaries are large, but the eggs are very small.

The food of the lamprey is chiefly animal matter and the fish is somewhat of a parasite, burrowing into the side of shad, sturgeon and some other species. The teeth are adapted for this method of feeding. The tooth-bearing bone of the upper side of the mouth contains two teeth which are placed close together. On the bone corresponding with the lower jaw there are seven or nine stout cusps. There are numerous teeth around the disk, the first row on the side of the mouth containing bicuspid teeth; the others are simple. The tooth on the front of the tongue has a deep median groove. The species is adapted for fastening itself to other fishes and extracting from them their blood.

The lamprey is considered a good food fish in some localities, but in other places it is rarely eaten. In Connecticut and Massachusetts the species is highly esteemed. It is preserved by salting for several weeks before using. The fish is sometimes caught with the hands or by means of a pole armed with a hook in the end. As it is found in shallow water and will not usually relinquish its hold on the bottom, its capture is easily effected.

The sea lamprey has been obtained in Gravesend bay in small numbers in March, April and June. It is not adapted to captivity because of the impracticability of furnishing it with proper food.

2 *Petromyzon marinus unicolor* (DeKay)

Lake Lamprey

Ammocetes unicolor DE KAY, N. Y. Fauna, Fishes, 383, pl. 79, fig. 250, 1842.

Petromyzon marinus subsp. *dorsatus* WILDER in JORDAN & GILBERT, Bull. 16, U. S. Nat. Mus. 869, 1882.

Petromyzon marinus unicolor MEEK, Ann. N. Y. Ac. Sci. 284, 1886; JORDAN & EVERMANN, Bull. 47, U. S. Nat. Mus. 10, 1896.

De Kay described this lamprey under the name *Ammocetes unicolor* in *Zoology of New York; or the New York Fauna*, pt 4, Fishes, p. 383, pl. 79, fig. 250. His description was made from a specimen 4 inches long and $\frac{3}{16}$ of an inch in depth. The plate represents it as having the dorsal scarcely perceptible, beginning to rise at about the middle of its length, but at no point exceeding $\frac{1}{16}$ of an inch in height. The anal is similar to the dorsal and like the latter continuous with the caudal. Dr De Kay received specimens from the Rev. Zadock Thompson, who obtained them from Lake Champlain.

This variety is distinguished from the common marine lamprey only by its size, its uniform dark coloration, more pronounced dorsal ridge, and the less degree of separation of the dorsal fins. It inhabits the lakes of northern and central New York and is not anadromous.

Prof. Seth E. Meek has published in the *Annals of the New York Academy of Sciences* 4:299, the following notes on the species.

The lake lamprey is found in larger numbers than the brook lamprey, and reaches a much larger size.

During the spring of 1886 more than a thousand individuals were taken from Cayuga lake inlet, and all of them within 5 miles of Ithaca. They began to ascend the inlet to spawn on May 21, and continued to do so until late in June.

Their nests are excavations made in the bed of the stream, in shallow water, usually just above ripples. The eggs are deposited in the fine sand and gravel at the bottom of these nests, and the embryos developed there. The larvae live in the sand along the edge of the stream just below the water line. This species is parasitic on bullheads, suckers, and other large, soft-rayed fishes.

Of the whole number captured and brought to the university by fishermen within two weeks, 480 were males and 265 females.

The longest male specimen was 17 inches, and the shortest 9 inches. The longest female measured 14 inches, and the shortest 10 inches. A small female 7 inches long, taken later, contained eggs which were quite immature.

During the spring a crest is developed upon the back of the male between the nape and the dorsal fin. A smaller crest is developed upon the ventral surface of the female, between the vent and the caudal fin. This was at first supposed to be characteristic of the males of Cayuga lake, and was made the basis of a new specific name; but it has since been found in specimens from the Atlantic slope, and it is said by Seeley to occur in European specimens during the breeding season. This crest is seasonal and sexual. The sexes, at other seasons, can not be easily distinguished, if at all.

More recent accounts of this lamprey are those of Prof. H. A. Surface in the Bulletin U. S. Fish Commission for 1897 and the 4th annual Report of the Commissioners of Fisheries, Game and Forest of the State of New York.

Genus *ICHTHYOMYZON* Girard

Differs from *Petromyzon* in having the anterior lingual tooth divided by a median groove and the dorsal fin notched, but not separated into two portions. Size small. Habitat, fresh waters of eastern United States.

3 *Ichthyomyzon concolor* (Kirtland)

Silver Lamprey

Ammocetes concolor KIRTLAND, Bost. Jour. Nat. Hist. III, 473, 1840, with plate (larva).

Petromyzon concolor JORDAN & FORDICE, Ann. N. Y. Ac. Sci. 282, 1886.

Ichthyomyzon argenteus JORDAN & GILBERT, Bull. 16, U. S. Nat. Mus. 10, 1882.

Ichthyomyzon concolor JORDAN & EVERMANN, Bull. 47, U. S. Nat. Mus. 11, 1896.

The silver lamprey belongs to the subgenus *Ichthyomyzon* of Girard. The tooth on the front of the tongue is divided in two parts by a median groove and the dorsal fin is continuous but deeply notched. The maxillary tooth is bicuspid; the teeth on the disk are in about four series and all small. The tooth-bearing bone of the lower part of the mouth has seven cusps. The head (from tip of disk to first gill opening) is two fifteenths of the total length; with the gill openings its length is contained four and three fourths times in the total. There are 51 muscular impressions from gills to vent. The body is rather stout, compressed posteriorly. The head is broad and the buccal disk large with its edges not conspicuously fringed. Color bluish silvery, sometimes with blackish mottlings. Above each gill opening there is a small bluish blotch.

The silver lamprey or mud eel is found in the Great lakes region and the Ohio and Mississippi valleys. It grows to a length of 12 inches and is usually found in deep water, but runs up the small streams to spawn in the spring. It is a troublesome parasite on the lake sturgeon, the paddlefish, yellow perch and some other species. It becomes fixed to the skin by means of its suckorial disk and the irritation of its teeth sometimes causes deep ulcers at the point of attachment. This lamprey has the same peculiarities of development as the sea lamprey and sometimes remains in the larval condition, blind and toothless, till it has reached a length of 8 inches.

Genus LAMPETRA Gray

Small lampreys inhabiting brooks of Europe and North America. The dorsal fin either notched or divided into two parts, the posterior part continuous with the anal around the tail; supraoral lamina broad, crescentic, with a large obtuse cusp at each end and sometimes a minute median cusp; lingual teeth small, with a crescentic toothed edge, the median denticle en-

larged; buccal disk small, with few teeth which are never tricuspid.

The genus *Lampetra* is best distinguished from *Petromyzon* by the structure of its so called maxillary tooth, which has the form of a crescent-shaped plate with terminal cusps and, sometimes, an additional median cusp. In *Petromyzon* this bony plate is short and contains two or three teeth which are very closely placed.

4 *Lampetra wilderi* (Gage)

Small Black Lamprey; Pride

Lampetra wilderi GAGE, in JORDAN & EVERMANN, Bull. 47, U. S. Nat. Mus. 13, 1896.

Petromyzon nigrum RAFINESQUE, Ich. Ohien. 84, 1820. (Name preoccupied).
Ammocetes niger JORDAN & GILBERT, Bull. 16, U. S. Nat. Mus. 9, 1882.

Ammocetes branchialis JORDAN & FORDICE, Ann. N. Y. Ac. Sci. 293, 1886;
GAGE, in Wilder Quarter-Century Book, 436, 1893.

The high dorsal fin is divided into two parts by a deep notch. Several of the teeth on the side of the buccal disk are bicuspid and the rest simple. The mandibular plate is nearly straight and has eight or 10 cusps of nearly equal size. The length of the head including the gills is contained four and three fourths times in the total. There are 67 muscular impressions from gills to vent. In the spring a prominent anal papilla is present. The head is larger than the space occupied by the gill openings and is contained eight and one third times in the total; the depth, 14 times. The eyes are large; the mouth moderately small. The lips are conspicuously fringed with papillae. The teeth change considerably with age; young examples have no median cusp on the maxillary plate.

This lamprey is bluish black above, the lower parts silvery.

The brook or mud lamprey, also known as the small black lamprey, is found in the Great lakes region, the Ohio valley and the upper Mississippi valley. It occurs also in Cayuga lake, New York. According to Jordan it ranges west to Minnesota and south to Kentucky. It grows to a length of 8 inches. Dr Jordan considers it identical with the common brook lamprey of Europe, *A. branchialis*.

This lamprey ascends the small streams in the spring to spawn just as the silver lamprey does. It is parasitic and its spawning habits are similar to those of the sea lamprey. It clings to stones and clods of earth while depositing its eggs and is believed by some persons to die after spawning. The probability is that it goes to deep water where it remains till the spawning season again approaches.

May 8, 1886, Prof. Gage and Dr Meek caught five specimens in Cayuga lake inlet. More of them were seen but not captured. May 22 they visited the inlet a second time but saw no specimens.

The five individuals obtained were all males, and all were busily engaged in building nests. They ascend the inlet to spawn about two weeks earlier than the large lake lamprey, and in smaller numbers.

The life history of the brook or small black lamprey is well related by Prof. Surface in the articles referred to in the notes on the lake lamprey.

Class **PISCES**

Subclass **SELACHII**

Sharks and Skates

Order **ASTEROSPONDYLI**

Typical Sharks

Family **PSEUDOTRIAKIDAE**

Genus **PSEUDOTRIAKIS** Capello

Body elongate; mouth wide, with a very short labial fold around the angle; snout depressed, rounded, moderately long; nostrils inferior, near the mouth, but not confluent with it; eyes oblong, lateral, without nictitating membrane; spiracles well developed behind the eye; gill openings moderate, in advance of the pectoral; jaws armed with numerous rows of small, tricuspid teeth; first dorsal fin, opposite the space between pectorals and ventrals, long and low, gradually increasing in height posteriorly; second dorsal behind ventrals, opposite and similar to anal; ventrals and pectorals well developed; no pit at the root of caudal

fin, the basal lobe of which is very low and long; skin with minute asperities.

5 *Pseudotriakis microdon* Capello

Peixe Carago (Portugal)

Pseudotriakis microdon CAPELLO, JORN. Sci. Math. Phys. e nat. Lisboa, I, 321, pl. V, 1868; GÜNTHER, Cat. Fish. Brit. Mus., VIII, 395, 1870; BEAN, Proc. U. S. Nat. Mus. VI, 147, 1883; JORDAN & EVERMANN, Bull. 47, U. S. Nat. Mus. 27, pl. IV, fig. 14, 1896.

The greatest height of the body is at the origin of the first dorsal; it is contained eight and three sevenths times in the total length. The height at the origin of ventrals is contained nine and one half times in total length. The height of head at the first gill opening is a little greater than that of body at the ventral origin, while its height at the angle of the mouth is a little less than one eleventh of the total length. The least height of the tail equals the height of the anal, and is contained 25 times in total length.

The head is somewhat depressed in front, with moderately sharp snout, which is nearly twice as long as the distance of its tip from the mouth. The distance from snout to last gill opening is contained five times in total length. The distance from snout to first gill opening, measured horizontally, equals twice the height of body at origin of second dorsal. The distance between the first and last gill openings equals nearly twice the length of the eye. The height of the first gill opening is about equal to the distance between the angle of the mouth and the spiracle. The height of the head at angle of mouth is contained 11 times and at the first gill opening nine times in total length. The length of the snout equals one half the body height at origin of first dorsal. The distance of mouth from snout, measured on the axis of the fish, equals one third width of mouth. The distance from snout to angle of mouth, obliquely taken, equals one fourth the distance from snout to last gill opening. The distance between eye and spiracle equals that from mouth to nostril. The distance from angle of mouth to spiracle is about equal to height of first gill opening. The spiracle is moderately

large, the length of its opening being contained twice in the height of fourth gill opening. The oblong eye is placed near the dorsal profile; the length of the orbit is about one half the greatest height of second dorsal; the length of the eye equals about one fourth width of mouth. The length of upper jaw is slightly more than that of lower, and nearly equals the distance between the spiracles. The distance from the mouth to the nostril is about one fourth least height of tail; the distance between nostrils equals four times the distance from eye to spiracle. The interorbital space equals one half the length of second dorsal base. The distance between the spiracles equals four times their greatest length.

The first dorsal is very long and low, highest behind its middle, the length of its base equal to seven times its greatest height; its distance from the snout is a little more than twice the greatest length of pectoral. The second dorsal is distant from the end of the first a length equal to nearly twice its greatest height; the length of its base is somewhat more than the body height at origin of first dorsal. The second dorsal begins at a distance from the end of the first, which is equal to the height of body at ventral origin; the length of its base equals twice the interorbital distance; its height equals nearly twice the length of the orbit. The anal is entirely under the second dorsal, but its base is a little less than five sevenths as long as that of the latter; the greatest height of the anal equals the least height of caudal peduncle.

The caudal originates at a distance from the end of the second dorsal about equal to the height of the anal; it is divided by a notch into a short upper portion, whose length is very little more than the greatest height of first dorsal, and a very low and long lower portion, the longest margin of which is nearly twice as long as the snout. The distance of the caudal from the end of anal base equals one fourth the length of second dorsal base.

The distance of pectoral from snout is contained five times in total length; the length of pectoral equals nearly twice the width of its base, and is a little more than one ninth of total length.

The greatest width of pectoral equals twice the height of anal, and is contained $12\frac{1}{3}$ times in total length.

The origin of the ventral is slightly in advance of the end of first dorsal, and is behind the middle of total length a distance equal to the interorbital space. The length of ventral equals that of lower jaw. The width of ventral base equals that of pectoral base; the greatest width of ventral slightly exceeds its length.

Color. When received the margins of the fins were apparently faded; the original color was probably grayish brown with dark margins on all the fins except the first dorsal. Capello states that his example was chestnut brown.

Remarks. The gills and mouth were obstructed by sand. The only parasites discovered on the animal were a couple of isopods, one of which was found in the eye cavity.

MEASUREMENTS	Millimeters	Hundredths of length
Total length	2950.	100
Body		
Height at origin of first dorsal.....	350	12
Height at origin of ventral.....	310	10.5
Height at origin of second dorsal.....	210	7
Height at end of ventral base.....	210	7
Least height of caudal peduncle.....	118	4
Width at origin of first dorsal.....	250	8.5
Head		
Distance from tip of snout to first gill opening		
Horizontally	425	14.4
Obliquely	450	15.3
Distance from tip of snout to last gill opening.	583	20
Distance from first gill opening to fifth.....	133	4.5
Distance from first gill opening to fourth.....	102
Distance from first gill opening to third.....	62
Distance from first gill opening to second.....	27
Height of first gill opening.....	75
Height of second gill opening.....	73
Height of third gill opening.....	72
Height of fourth gill opening.....	70
Height of fifth gill opening	68
Height at angle of mouth.....	265	9
Height at first gill opening.....	325	11
Height at base of pectoral.....	342	11.6

MEASUREMENTS	Millimeters	Hundredths of length
Distance from tip of snout to eye (horizontally).	176	6
Distance from tip of snout to mouth (horizontally)	90	3
Distance from tip of snout to mouth (obliquely).	147	5
Distance from tip of snout to angle of mouth (horizontally)	280	9.5
Distance from tip of snout to angle of mouth (obliquely)	305	10.3
Distance from tip of snout to spiracle (horizontally)	286	9.7
Greatest length of spiracle.....	56	2
Length of opening of spiracle.....	35
Distance from eye to spiracle.....	31
Distance from angle of mouth to spiracle.....	74
Length of orbit	80	2.7
Length of eye.....	68	2.3
Width of mouth.....	270	9
Length of upper jaw to angle of mouth.....	219	7.4
Length of lower jaw to angle of mouth.....	215	7.3
Distance from mouth to nostril	30
Distance between nostrils	125	4.2
Distance between eyes	182	6.2
Distance between eyes on cartilage.....	142	4.8
Distance between spiracles	226	7.7
First dorsal		
Distance from snout	1000	34
Length of base	670	22.7
Greatest height	95
Second dorsal		
Distance from end of first dorsal.....	310	10.5
Distance from snout	1980	67
Length of base	368	12.5
Greatest height	158	5.4
Length of posterior margin	55
Anal		
Distance from snout	2087	70.7
Length of base	250	8.5
Greatest height	119	4
Length of anterior margin.....	233
Length of posterior margin.....	47
Caudal		
Distance from end of second dorsal.....	116
Distance of tip from end of second dorsal.....	620	21
Greatest width	232

MEASUREMENTS	Millimeters	Hundredths of length
Length of upper lobe.....	98
Greatest width of upper lobe.....	117
Distance of lower lobe from anal base.....	91
Length of anterior margin of lower lobe.....	228
Length of longest margin of lower lobe.....	345
Pectoral		
Distance from snout	590	20
Greatest length	330	11.2
Width of base	169	5.7
Greatest width	240	8
Ventral		
Distance from snout	1655	56
Greatest length	215	7.3
Length of posterior margin (last ray).....	108
Width of base	170	5.7
Greatest width	222	7.5

Only two specimens of this shark have been recorded—the type described by Capello from the coast of Portugal, and an example about 9 feet, 8 inches long which came ashore in excellent condition at the Amagansett life-saving station on Long Island, Feb. 8, 1883. The latter specimen was forwarded to the U. S. National Museum, Washington D. C.

A figure of the species is published in *Oceanic Ichthyology*, pl. 5, fig. 17.

Family GALEIDAE

Requiem Sharks

Genus MUSTELUS Cuvier

Body slender, elongate; mouth small, crescent-shaped, with well developed labial folds at the angles, snout rather long and depressed; teeth in both jaws very blunt, small, rhombic, many-rowed, arranged like pavement; spiracles small, just behind the eyes; eye large, oblong; pectorals large; ventrals well developed; first dorsal large, not far behind pectorals, somewhat larger than second dorsal; anal opposite to and smaller than second dorsal; basal lobe of caudal little developed, the tail nearly straight; embryo without placental attachment to the uterus.

6 *Mustelus canis* (Mitchill)*Dog Shark; Smooth Dogfish*

Squalus canis MITCHILL, Trans. Lit. & Phil. Soc. N. Y. I, 486, 1815.

Mustelus canis DE KAY, N. Y. Fauna, Fishes, 355, pl. 64, fig. 209, 1842;

STORER, Hist. Fish. Mass. 251, pl. XXXVII, fig. 2, 2a, 1867; JORDAN & GILBERT, Bull. 16, U. S. Nat. Mus. 20, 1883; JORDAN & EVERMANN, Bull. 47, U. S. Nat. Mus. 29, 1896.

Body cylindric, elongate, tapering greatly from the dorsal fin to the tail; head flattened above, one fourth of total length without caudal; snout obtusely pointed, one third as long as the head. Height of body equals one half length of head. Nostrils large, semilunar, midway between tip of snout and angle of mouth. Eye two fifths as long as the snout. Teeth in about 10 rows, smooth, flattened, the posterior edges of each tooth slightly elevated. Spiracles small, circular, near the lower posterior angle of the eye. Gill openings moderate, half length of snout, the last two over the base of the pectorals. Height of dorsal fin, measured from middle of its base, slightly greater than depth of body. Length of pectoral equal to base of dorsal. End of ventral base midway between tip of snout and tip of caudal, the length of the fin scarcely one third length of head. Caudal fin as long as the head, its lower lobe short, blunt, about one third as long as the upper. Color ashen gray above, sometimes with pale spots, white beneath; outer edges of the dorsals and anal with a black margin, specially in young; iris greenish yellow. Length 3 feet.

This is known as the dogshark, smooth dogfish and houndfish. It is extremely common in the north Atlantic and is a source of great annoyance to anglers. The shark is not eaten but it is used in making fertilizers and oil is prepared from its liver. It occurs in Gravesend bay in August, September and October. In captivity it is restless and delicate, often coming to the surface of the water and struggling as if trying to escape. Its food consists of small crustaceans, seaweed, etc.

Genus *GALEOCERDO* Müller & Henle

Body cylindric, elongate, tapering; mouth crescentic; teeth in both jaws large, oblique, coarsely serrate on both margins;

outer margin with a deep notch; spiracles present; the last two gill openings over the pectoral base; caudal fin with a pit at the root above and below; first dorsal fin above the space between pectorals and ventrals. Size large.

7 *Galeocerdo tigrinus* Müller & Henle

Tiger Shark; Leopard Shark

Galeocerdo tigrinus MÜLLER & HENLE, Plagiostomen, 59, pl. 23, 1838; GÜNTHER, Cat. Fish. Brit. Mus. VIII, 378, 1870; JORDAN & GILBERT, Bull. 16, U. S. Nat. Mus. 21, 1883; JORDAN & EVERMANN, Bull. 47, U. S. Nat. Mus. 32, 1896; SMITH, Bull. U. S. F. C. for 1897, 88, 1898.

The caudal fin forms about one third of the total length and exceeds the space between the dorsals; the second dorsal is in advance of the anal; upper jaw with a long labial fold; teeth $\frac{2\frac{1}{2}}{2\frac{1}{2}}$. Color yellowish gray, whitish beneath, brown on the middle of the back and with numerous brown cross bands and spots on the sides; adults nearly uniform brown. Said to reach a length of 30 feet.

Tropical seas, occasionally found in summer northward to Cape Cod and to San Diego.

Dr H. M. Smith has published the following record of its occurrence near Woods Hole Mass. "Present every year in variable abundance, and caught in traps in Vineyard sound and Buzzards bay. The last species of shark to appear in this region, rarely coming before August. It remains until October. Usual length, 5 feet." The writer has seen a tiger shark fully 9 feet long in a trap at Marthas Vineyard.

Genus **PRIONACE** Cantor

Body and head slender; teeth in both jaws strongly serrated in adults, broad in the upper jaw, narrow, straight and clavi-form in the lower; spiracles absent; first dorsal large, its origin midway between axils of pectorals and ventrals; second dorsal much smaller than first, usually equal to anal; embryo without placental attachment to uterus; size large; inhabiting warm seas.

8 *Prionace glauca* (Linnaeus)*Great Blue Shark*

Squalus glaucus LINNAEUS, Syst. Nat. ed. X, 235, 1758.

Carcharias (Prionodon) glaucus MÜLLER & HENLE, Plagiostomen, 36, pl. II, 1838.

Carcharias glaucus GÜNTHER, Cat. Fish. Brit. Mus. VIII, 364, 1870.

Carcharhinus glaucus JORDAN & GILBERT, Bull. 16, U. S. Nat. Mus. 22, 1883.

Prionace glauca JORDAN & EVERMANN, Bull. 47, U. S. Nat. Mus., 33, pl. IV, fig. 16; pl. V, fig. 16a, 1896; SMITH, Bull. U. S. F. C. for 1897, 88, 1898.

Snout very long; nostrils rather nearer to the mouth than to the tip of snout; a slight groove at the angle of the mouth; teeth of the upper jaw oblique, slightly constricted near the base; lower teeth narrow, lanceolate, with a broad base in the adult, triangular in the young. Pectoral fin long, falciform, extending to below the dorsal. Color light bluish gray above, paler below.

The great blue shark is common in the Mediterranean and is found occasionally on our Atlantic and Pacific coasts.

Dr H. M. Smith records it as a very rare species at Woods Hole Mass., only a single individual being certainly known from that locality, taken from a trap in July 1877.

GENUS *CARCHARHINUS* Blainville

Body rather robust, the head broad and depressed; mouth inferior, with the teeth in both jaws strongly serrated in the adult, less so or entire in the young; those in the upper jaw broad or narrow, those below narrow, straight, and nearly erect. No spiracles. First dorsal large, placed not far behind pectorals; pectorals falcate; second dorsal small. Embryos attached by placenta to the uterus.

9 *Carcharhinus obscurus* (Le Sueur)*Dusky Shark*

Squalus obscurus LE SUEUR, Jour. Ac. Nat. Sci. Phila. I, 223, pl. 9, 1818.

Carcharias (Prionodon) obscurus MÜLLER & HENLE, Plagiostomen, 46, 1841.

Carcharias obscurus DE KAY, N. Y. Fauna, Fishes, 350, pl. 61, fig. 201, 1842. (Copy of LE SUEUR); STORER, Hist. Fish. Mass. 243, pl. XXXVI, fig. 2, 1867; GÜNTHER, Cat. Fish. Brit. Mus. VIII, 366, 1870.

Carcharhinus obscurus JORDAN & GILBERT, Bull. 16, U. S. Nat. Mus. 22, 1883;

JORDAN & EVERMANN, Bull. 47, U. S. Nat. Mus. 35, 1896; SMITH, Bull. U. S. F. C. for 1897, 88, 1898.

Head broad, somewhat pointed, flattened above and below; snout sharp edged, rounded and wide at the end; eyes large,

nearly circular; nostrils oblique, near the tip of the snout; gill-openings unequal, the first large, the last small and over the origin of the pectoral; the second dorsal smaller than the anal, and much produced behind; pectorals very long, narrow, falci-form, their outer margin four times the inner. Color dusky above, dark clear blue in young, white below. Size large, length 9 or 10 feet.

The dusky shark inhabits the middle Atlantic and occurs frequently on our coast in summer. Abundant in Great Egg bay where it is called the "man-eating shark." A specimen weighing 150 pounds was reported there July 23, and during the same week a larger one weighing 200 pounds was landed. Young individuals measuring $21\frac{1}{2}$ to 24 inches in length, caught with hooks July 29, 1887, still bore the umbilical scar. A young example was caught in a pound at Islip L. I. in the summer of 1898.

De Kay had no specimen of the dusky shark for examination, but depended on Le Sueur for the description and figure published in his *New York Fauna*. Mitchill has made no reference to the species.

Smith publishes the following on its occurrence at Woods Hole Mass. "Very common, but less so than the sand shark. Taken in traps and on lines fished from wharves. Comes about June 1 and remains through a part of November. The largest observed here are 12 to 14 feet long; the average are 8 or 9 feet, and the smallest are $2\frac{1}{2}$ feet." Storer says it is not a common species in Massachusetts waters; it sometimes floats ashore in the night or becomes entangled in the mackerel nets.

The dusky shark feeds chiefly on menhaden when they are schooling.

10 *Carcharhinus milberti* (Müller & Henle)

Milbert's Shark

Carcharias (Prionodon) milberti VALENCIENNES in MÜLLER & HENLE, *Plagiostomen*, 38, pl. 19, fig. 3 (teeth), 1842.

Carcharias caeruleus DE KAY, *N. Y. Fauna, Fishes*, 349, pl. 61, fig. 200, 1842; JORDAN & GILBERT, *Bull. 16, U. S. Nat. Mus.* 873, 1883.

Eulamia milberti GILL, *Proc. Ac. Nat. Sci. Phila.* 262, 1864.

Carcharhinus milberti JORDAN & EVERMANN, Bull. 47, U. S. Nat. Mus. 37, 1896; SMITH, Bull. U. S. F. C. for 1897, 88, 1898.

Small blue shark MITCHILL, Trans. Lit. & Phil. Soc. N. Y. I, 487, 1815.

Lamna caudata DE KAY, N. Y. Fauna, Fishes, 354, pl. 62, fig. 205, 1842.

Body stout, its depth one fifth of the length without caudal; head two sevenths of total length to caudal base, snout prominent, pointed, broad, thin, and firm, its length from mouth equal to width of mouth; distance between nostrils two thirds length of snout; upper teeth very broad, triangular, erect, serrate on both edges, without notch; lower teeth narrower and more finely serrated; gill openings comparatively narrow; first dorsal begins close behind origin of pectoral, its height somewhat greater than its base and equals one half interspace between dorsals; second dorsal very small, its base one fifth interspace between dorsals; caudal moderate, its length contained two and two thirds times in length of body, its lower lobe less than one half as long as the upper; pectorals rather small, not falcate, the length contained three and one half times in total length without caudal.

The young are slate blue on the upper parts, the same color but less pronounced on the sides, and the lower parts whitish; adults are uniform bluish gray above, lighter on the sides of head and body, white beneath, the iris greenish blue. Some examples taken at Woods Hole Mass. in 1873, were said to be of an intense almost indigo blue.

The blue shark occurs along our east coast in summer from Cape Cod to Florida. Young examples are not uncommon in the waters of New York. An example taken at Brenton's reef, on the coast of Rhode Island, measured 7 feet, 4 inches and weighed 161 pounds.

Mitchill states that it is often taken by nets in New York waters, as it commonly bites off the line when hooked. Individuals seen by him were 4 or 5 feet long. De Kay refers to this shark a second time under the name long-tailed porbeagle, of which he saw several young from New York harbor and an adult from Brenton's reef, on the coast of Rhode Island.

This shark was reported at Woods Hole Mass., in 1871 by Prof. Baird. Dr Smith records four examples, each about 4 feet long, from a trap near Woods Hole, Aug. 8, 1873, since which time none have been observed.

The species feeds chiefly on fish.

Genus **APRIONODON** Gill

Snout conical, more or less produced; teeth not serrated, narrow, on a broad base, erect in both jaws or sometimes slightly oblique in the upper; dorsal over the interspace between pectorals and ventrals.

11 *Aprionodon isodon* (Val. in Müller & Henle)

Tiburón

Carcharias isodon VALENCIENNES in MÜLLER & HENLE, *Plagiostomen*, 32, 1841.

Carcharias (Aprionodon) isodon DUMÉRIL, *Elasmobranches*, 349, 1870.

Aprionodon punctatus JORDAN & GILBERT, *Bull.* 16, U. S. Nat. Mus. 24, 1883.

Carcharias punctatus GÜNTHER, *Cat. Fish. Brit. Mus.* VIII, 361, 1870.

Aprionodon isodon POEY, *Enum. Pisc. Cubens.* 200, 1875; JORDAN & EVERMANN, *Bull.* 47, U. S. Nat. Mus. 42, 1896.

Snout short, compressed, and rounded; nostril one third of the distance from tip of snout to angle of mouth, nearly as large as the eye; the distance between the nostrils equals that from tip of snout to mouth; teeth in upper jaw small, on a broad base, without serrations, those of lower jaw similar but smaller, a small median tooth as usual; number of teeth $\frac{3}{1}$; first dorsal much higher and longer than the second and is separated from the last gill opening by a space equal to two thirds the length of its base; pectorals reach to below end of first dorsal; caudal pit very apparent, specially below; scales rounded posteriorly, with five keels; color above dark gray (greenish brown, Duméril), whitish below.

The species is recorded from New York, Virginia, and Cuba. The type specimen in the Musée d'Histoire Naturelle, Paris, is O. 65m = 25 $\frac{1}{2}$ inches long. The following measurements from the type are given by Müller and Henle.

	Inches	Lines
From tip of snout to nostril.....	10
From nostril to mouth.....	10
From mouth to anus.....	10	6
From anus to anal fin.....	2	6
Base of anal fin.....	1
Hight of anal fin.....	1
From anal fin to caudal.....	1	9
Length of caudal fin.....	7
Distance from pectoral to ventral.....	4	6
Base of first dorsal fin.....	2	3
Hight of first dorsal fin.....	2	5
Base of second dorsal fin.....	1
Hight of second dorsal fin.....	7
Length of pectoral fin.....	3	4
Width of pectoral fin.....	2	4
Distance between nostrils.....	1	6
Width of mouth.....	2

Genus *SCOLIODON* Müller & Henle

Body slender; snout depressed; no spiracles; teeth entire or little serrated, oblique and flat, the points directed sidewise so that the inner margins are more or less nearly horizontal, the teeth in front more nearly erect; teeth not swollen at the base, each of them with a deep notch on the outer margin below the sharp point; labial folds conspicuous; first dorsal over the interspace between pectorals and ventrals; second dorsal very small; ventrals small; size small.

12 *Scoliodon terrae novae* (Richardson)

Sharp-nosed Shark

Squalus (Carcharias) terrae-novae RICHARDSON, Fauna Bor.-Amer. 289, 1836.
Carcharias terrae-novae GÜNTHER, Cat. Fish. Brit. Mus. VIII, 360, 1870.
Carcharias (Scoliodon) terrae-novae GILL, Cat. Fish. East Coast N. A. 59, 1861.

Squalus punctatus MITCHILL, Trans. Lit. & Phil. Soc. N. Y. I, 483, 1815.

Scoliodon terrae-novae JORDAN & GILBERT, Bull. 16, U. S. Nat. Mus. 24, 1883; JORDAN & EVERMANN, Bull. 47, U. S. Nat. Mus. 43, 1896.

Snout moderately rounded; mouth U-shaped, with a short labial groove at its angle extending on both jaws; distance from tip of snout to nostril less than distance between nostrils; gill openings narrow; first dorsal moderate, midway between pec-

torals and ventrals; second dorsal very small, slightly behind, and rather smaller than anal; anal fin much shorter than distance from anal to ventrals; pectorals rather large, reaching about to middle of first dorsal; ventrals small.

Color gray; caudal fin with a narrow blackish edge. Cape Cod to Brazil, very common on the southern Atlantic coast.

The green-backed shark, *Squalus punctatus*, of Mitchill is said to belong to this species. His example was 31 inches long, but he was incorrectly informed that the shark reaches two or three times that size. Mitchill wrote:

“When this shark is in the water his back and sides appear greenish. But soon after his exposure to air, and immediately after his death, the hue becomes a pale ash, leaden, or dove, with but trifling variegations. The parts about the mouth, neck, and belly are of a clear white. The upper side of the pectoral fins resembles the color of the back; the lower partakes of the complexion of the belly. The openings of the excretory ducts on the snout and lips are blackish.

“The shark is very common on the coast of our southern states; it reaches the length of 3 feet.”

Family SPHYRNIDAE

Hammerheaded Sharks

Genus SPHYRNA Rafinesque

Head laterally extended, hammer-shaped or kidney-shaped, the eyes on the ends of the “hammer” and the nostrils anterior; mouth inferior, crescentic; teeth in the jaws similar, oblique, notched on the outside near the base; no spiracles; last gill-opening over the pectoral; first dorsal large, nearer pectorals than ventrals; second dorsal and anal small; pectorals large; a pit at the root of the caudal; caudal fin notched near its tip, its lower lobe developed.

13 *Sphyrna tiburo* (Linnaeus)

Shovelhead Shark; Bonnethead

Squalus tiburo LINNAEUS, Syst. Nat. ed. X, 234, 1758.

Zygaena tiburo GÜNTHER, Cat. Fish. Brit. Mus. VIII, 382, 1870.

Reniceps tiburo GILL, Ann. N. Y. Lyc. Nat. Hist. VIII, 412, 1861; JORDAN & GILBERT, Bull. 16, U. S. Nat. Mus. 25, 1883.

Sphyrna tiburo JORDAN & EVERMANN, Bull. 47, U. S. Nat. Mus. 44, pl. V, fig. 19, 1896.

Body slender and little compressed; head flat, semicircular in front, posterior margins of "hammer" short, free, the lateral margins continuous with the anterior; first dorsal high, midway between pectorals and ventrals; second dorsal much smaller, produced behind, higher and shorter than anal; ventral and caudal fins moderate; pectorals large; mouth small; teeth small, very oblique, deeply notched on the outer margin. Head one sixth of total length to tip of caudal, slightly longer than wide.

Color uniform ashy, whitish beneath. Length 5 feet. Atlantic and Pacific oceans, occurring on our coast from Long Island southward.

Neither Mitchill nor De Kay mentions the shovelhead shark, though both record the hammerhead. Prof. Baird found it a common fish in Great Egg bay in 1854, but the species was not seen there by the writer in 1887.

14 *Sphyrna zygaena* (Linnaeus)

Hammerhead Shark

Squalus zygaena LINNAEUS, Syst. Nat. ed. X, 234, 1758; MITCHILL, Trans. Lit. & Phil. Soc. N. Y. I, 482, 1815.

Zygaena malleus DE KAY, N. Y. Fauna, Fishes, 362, pl. 64, fig. 204, 1842; STORER, Hist. Fish. Mass. 262, pl. XXXVIII, fig. 3, 1867.

Sphyrna zygaena JORDAN & GILBERT, Bull. 16, U. S. Nat. Mus. 26, 1883; JORDAN & EVERMANN, Bull. 47, U. S. Nat. Mus. 45, 1896; SMITH, Bull. U. S. F. C. XVII, 88, 1898.

Body elongate, cylindric; head hammer-shaped, its width two or three times its length; nostril near eye, prolonged into a groove which runs along nearly the entire front margin of the head; eye large, placed near the angle formed by the anterior and lateral margins of the "hammer", enabling the animal to look above and beneath; three rows of white, hyaline teeth in each jaw, those in upper jaw entire, acute, triangular, their tips directed outward from the center, with a shoulder on the outer side; in the center a few with shoulders on both sides; gill openings short and small, the last smallest and placed over the pectoral base; first dorsal large, quadrilateral, slightly behind pectorals, higher than wide, deeply concave behind, and pointed

posteriorly; second dorsal rhomboidal, very small, produced posteriorly, its base extending farther backward than the anal base; pectorals placed low, subtriangular, broad, slightly concave behind; ventrals small, broad, nearly midway between the dorsal fins, produced behind; anal similar to second dorsal but somewhat larger, more concave behind; caudal equal in length to width of head, its lower lobe short, the upper ending in a small triangular portion; color uniform dusky gray, paler beneath.

The hammerhead shark reaches a length of 15 feet; it is a voracious species, found in all warm seas. Mitchill records the capture of three individuals in a net at Sag Harbor, in September 1805, the largest measuring 11 feet; and on opening its belly many detached parts of a man, together with his clothing, were found in it. He had a specimen from the bay of New York. De Kay had a specimen 25 inches long which was taken in a seine in New York harbor and he saw examples 4 feet long in Hell Gate. Dr Smith publishes the following about its occurrence at Woods Hole:

Usually common; some years abundant. Taken in traps from July to October, being most numerous in July and August. Generally swims with its dorsal and caudal fins out of the water. The largest ones taken here are 7 or 8 feet long; the smallest are under $1\frac{1}{2}$ feet; and the average are 4 feet. The name "rake-head" is an old local designation of this species.

In Great Egg Harbor bay, N. J., small examples, measuring about 2 feet or less, are occasionally caught with hooks in August and larger ones, 5 or 6 feet long, have been seen. It is called "shovelnose shark" there. This shark is not common in Gravesend bay, but is sometimes found in August and September.

Family ALOPIIDAE

Thresher Sharks

Genus ALOPIAS Rafinesque

Body fusiform, moderately elongate, the snout short and blunt; mouth horseshoe-shaped; teeth distant, flat, triangular, entire, the third tooth of upper jaw on each side much the smallest; gill openings moderate, the last smallest and placed just

anterior to or slightly over the pectoral base; no nictitating membrane; spiracles minute, just behind the eye, or absent, first dorsal high, triangular, midway between pectorals and ventrals; second dorsal and anal very small; pectorals long and wide, deeply concave behind; ventrals wider than high, below the interspace between the dorsals; caudal without keel, exceedingly long and narrow, its lower lobe moderate, its upper lobe with a deep pit at its root and a notch near its tip; size large; a single species inhabiting most warm seas, and easily known by its long tail.

15 *Alopias vulpes* (Gmelin)

Thresher Shark; Swingle-tail Shark

Squalus vulpes GMELIN, L. Syst. Nat. I, 1496, 1788 (*vide* GÜNTHER); MITCHILL, Trans. Lit. and Phil. Soc. N. Y. I, 482, 1815.

Carcharias vulpes DE KAY, N. Y. Fauna, Fishes, 348, pl. LXI, fig. 199, 1842; STORER, Hist. Fish. Mass. 245, pl. XXXVI, fig. 3, 1867.

Alopecias vulpes GÜNTHER, Cat. Fish. Brit. Mus. VIII, 393, 1870.

Alopias vulpes JORDAN & GILBERT, Bull. 16, U. S. Nat. Mus. 27, 1883; JORDAN & EVERMANN, Bull. 47, U. S. Nat. Mus. 45, pl. VI, fig. 20, 1896; SMITH, Bull. U. S. F. C. XVII, 89, 1898.

Body fusiform, moderately elongate, its greatest height one fourth of the length to the pit at the root of the caudal; head two sevenths of the same length; eye one ninth as long as head; no nictitating membrane; snout short, twice as long as the eye, flat, triangular teeth of moderate size, with entire edges, in both jaws, the third tooth of the upper jaw on each side much smaller than the others; spiracles just behind the eyes, minute or wanting; gill openings moderate, the last one over the base of the pectoral; first dorsal large, midway between pectorals and ventrals; second dorsal and anal very small; caudal elongate, slender, forming about one half of the total length; a pit at its base, upper lobe notched near the tip, lower lobe moderate; no caudal keel; ventrals one half as long as the pectorals; pectorals falcate, reaching to below the middle of the first dorsal.

The thresher shark is abundant in the Mediterranean and warm parts of the Atlantic and Pacific, occasionally seen off the south shore of Long Island in summer and frequently taken in Vineyard sound. It reaches a length of 20 feet.

Mitchill described, in the *Medical Repository*, 8:77, an individual measuring 13 feet and 1 inch, which was found, in 1803, on the south side of Long Island. De Kay describes the species but without mentioning any locality of its capture. His figure was based on a female specimen, about 13 feet long, in the American museum.

At Woods Hole Mass. the thresher comes in April and remains till late in the fall. It is common in Vineyard sound and is found also in Buzzards bay. In the fall the boat fishermen, fishing for cod at Gay Head, catch them with lines baited with fresh herring. Individuals 20 feet long have been caught at Menemsha.

The shark feeds on mackerel, menhaden, herring and other small fishes.

Family CARCHARIDAE

Sand Sharks

Genus CARCHARIAS Rafinesque

Body moderately elongate; the snout pointed; mouth large, crescentic; teeth long, narrow, awl-shaped, not serrated, most of them with one or two small basal cusps; spiracles minute, pore-like; no nictitating membrane; gill openings in advance of the pectorals, moderately large; dorsal fins nearly equal, not large, the first well behind the pectorals; caudal well developed, without keel, its basal lobe short, a notch near its tip; pectorals short, not reaching to beginning of dorsal; size moderate.

16 *Carcharias littoralis* (Mitchill)

Sand Shark

Squalus littoralis MITCHILL, Am. Month. Mag. II, 328, 1818; LE SUEUR, Jour. Ac. Nat. Sci. Phila. I, 224.

Carcharias littoralis DE KAY, N. Y. Fauna, Fishes, 351, 1842; JORDAN & EVERMANN, Bull. 47, U. S. Nat. Mus. 46, 1896; SMITH, Bull. U. S. F. C. XVII, 89, 1898.

Eugomphodus littoralis GILL, Proc. Ac. Nat. Sci. Phila. 260, 1864.

Odontaspis americanus GÜNTHER, Cat. Fish. Brit. Mus. VIII, 392, 1870.

Carcharias americanus JORDAN & GILBERT, Bull. 16, U. S. Nat. Mus. 27, 1883.

Body moderately elongate, its greatest height contained five to six and one half times in the total length; head moderately

pointed, its length nearly one fourth of the total in half grown individuals; eye small, longer than deep, its length one fifth that of the snout, which is nearly one fourth as long as the head. The spiracle is located behind the eye at a distance equal to three times the diameter of the eye. Two rows of teeth in function in upper jaw and three rows in lower; longest tooth of the lower jaw as long as the eye, slightly longer than the longest tooth of the upper jaw; teeth long, awl-shaped, mostly with one or two small cusps at the base, the first and fourth of upper jaw and the first of lower jaw without cusps. Space occupied by gill openings equals one fourth of the length of the head; the depth of the gill openings equals four times the length of the eye. The distance from the snout to the nostril equals the distance between the nostrils. The width of the mouth, including the labial folds, equals two fifths of the length of the head. The first dorsal base is entirely within the first half of the total length; it is about one third as long as the head, and somewhat exceeds the height of the fin. The pectoral is one half as long as the head and, when extended, does not quite reach the vertical through the dorsal origin. The ventral origin is slightly behind the end of the first dorsal base; the length of the fin is nearly one third of that of the head. The caudal, measured from the pit at its root, forms two sevenths of the total length.

This small but voracious shark is common on our Atlantic coast, specially from Cape Cod to Cape Hatteras. It preys on the smaller fishes. The last individual observed by me in Great South bay during the summer of 1898 was swimming close to the surface near the inlet at Fire Island, September 16.

Mitchill described this shark under the name of the ground shark (*Squalus littoralis*) in the *American Monthly Magazine* for March 1818, p. 328. His specimen was caught in a set net near New York city, and measured about 5 feet. He mentions a larger individual, 8 feet 9 inches long, which weighed upward of 150 pounds. The fishermen called the fish ground shark because it is usually found along shores, or within soundings.

According to Dr Smith this is the commonest shark of the Woods Hole region; it is found in Vineyard sound from June to November. The largest are 12 feet long. Fish, crabs and other animals are found in its stomach.

Some of the teeth of a large individual were secured from A. P. Latto at Southampton in July. Instead of a single basal cusp, as usual, certain teeth had two such cusps on each side. The last sand shark seen by me during the summer of 1898, in Great South bay, was observed September 16 near the inlet at Fire island, swimming slowly westward near the surface. A list of specimens follows.

(Teeth)	Southampton, Atlantic ocean	July
♂	Clam Pond cove, Great South bay	Sep. 6
♀	Clam Pond cove, Great South bay	Sep. 6

A young male received from Gravesend bay June 26, 1895, lived in captivity till Dec. 19, 1895, when the temperature of the water in its pool was 53° F. The following notes were made from the recently dead specimen:

Color, bronze gray with light brown blotches, the largest about as long as the eye; belly and other lower parts white; eye yellowish; tips of pectorals, ventrals, dorsals, anal and caudal above and below with a narrow black streak; numerous minute dark specks on the under surface of snout and suborbital region, extending back to angle of mouth.

Two rows of teeth in function above and three below. Length of longest tooth in lower jaw, one half inch; in upper jaw, three eighths inch.

MEASUREMENTS

	Feet	Inches
Length	3	6
Depth of body	6½
Least depth of caudal peduncle	15⁄8
Tip of snout to perpendicular through last gill opening	10
From first to last gill opening	2½
Depth of gill openings	2
Snout	2½
Eye to spiracle	1½
Eye	½ long	⅜ deep
Snout to nostril	1¼

MEASUREMENTS

	Feet	Inches
Width of nostril.....		$\frac{5}{8}$
Distance between nostrils.....		$1\frac{1}{4}$
Nostril to front of mouth.....		$\frac{1}{2}$
Length of mouth opening.....		$2\frac{5}{8}$
Width of mouth, including labial folds.....		4
Length of labial fold.....		1
Labial fold to first gill opening.....		$3\frac{3}{4}$
Snout to first dorsal.....		16
First dorsal base.....		$3\frac{1}{2}$
Middle of dorsal base to top of fin.....		3
Length of posterior margin of dorsal.....		$1\frac{1}{4}$
From first to second dorsal.....		5
Length of second dorsal base.....		$2\frac{3}{4}$
Middle of second dorsal base to top of fin.....		$2\frac{1}{2}$
Posterior margin of second dorsal.....		$1\frac{1}{8}$
Second dorsal to caudal pit.....		3
Caudal from pit.....		12
Lower caudal lobe.....		$9\frac{3}{8}$
Terminal caudal lobe.....		3
Snout to pectoral, obliquely.....		$10\frac{1}{2}$
Length of pectoral.....		5
Lower margin of pectoral.....		$2\frac{1}{4}$
Extended pectoral not quite reaching to perpendicular through front of dorsal.		
Ventral origin slightly behind end of first dorsal base		
Length of ventral.....		$3\frac{1}{8}$
Inner margin of ventral.....		$1\frac{3}{4}$
Vent to tip of clasper.....		$1\frac{1}{2}$
End of ventral base to origin of anal.....		$3\frac{3}{4}$
Anal base.....		3
Hind margin of anal.....		1
Depth of anal.....		2
Anal base to origin of lower caudal lobe.....		$1\frac{3}{4}$

Family LAMNIDAE

Mackerel Sharks

Genus ISURUS Rafinesque

Body fusiform, stout; mouth wide, with long, sharp edged, lanceolate, entire teeth having no basal cusps; spiracles minute or absent; gill openings wide, all in advance of pectorals, lateral, not extending under the throat; first dorsal large, not far behind origin of pectoral; second dorsal and anal very small; pec-

torals large; ventrals moderate; tail slender; a pit at the root of the caudal; the caudal peduncle strongly keeled on each side; caudal fin lunate, its two lobes nearly equal. Size large.

17 *Isurus dekayi* (Gill)

Mackerel Shark

Lamna punctata DE KAY, N. Y. Fauna, Fishes, 352, pl. 63, figs. 206, 207, 1842 (not *Squalus punctatus* MITCHILL); STORER, Hist. Fish. Mass. 249, pl. XXXVII, fig. 1, 1867. (This is probably *Lamna cornubica*).

Isuropsis dekayi GILL, Ann. N. Y. Lyc. Nat. Hist. 153, 1861.

Isurus dekayi JORDAN & GILBERT, Bull. 16, U. S. Nat. Mus. 874, 1883; JORDAN & EVERMANN, Bull. 47, U. S. Nat. Mus. 48, pl. VI, fig. 21, 1896.

Body fusiform, cylindric, its greatest depth equaling one fifth of the total length, and slightly exceeding the length of the head. The caudal lobes are nearly equal in length, the upper about equal to depth of body. Gill openings wide, the last over the anterior edge of the pectoral base; middle teeth very long, much longer and narrower than the crowded, triangular lateral teeth; first dorsal inserted behind pectorals at a distance equal to one fourth of length of head; falcate, its base equal to one third of its distance from tip of snout, its height nearly one eighth of the total length; pectoral falcate, more than one fifth of total length, and longer than upper caudal lobe; anal and second dorsal small; caudal keel nearly one fifth of total length; deep pits at the root of the caudal above and below.

Color dark slate, lighter beneath. De Kay was informed that it is of a deep bottle green in life and the tongue is mottled with black. Storer states that all the upper part of the body is greenish, which becomes of a slate color after death; pupils black; iris dusky.

The mackerel shark reaches the length of 10 feet. It occurs from Cape Cod to the West Indies; but is rarely captured in most localities.

De Kay described a specimen 10 feet 2 inches long, taken in New York harbor, October 1840. A somewhat smaller example was caught near the light-ship off Sandy Hook by Capt. C. H. Barnard 16 years earlier than the date of De Kay's description. Storer refers to it as the most common species of shark found in

Massachusetts, which is not the case at present. In 1845 about 150 at least were captured in nets at Monhegan Me. during three weeks of mackerel fishing.

The fish was valued for its oil, of which $11\frac{1}{2}$ gallons have been taken from a single liver.

This species feeds on many kinds of fish, but persistently follows the mackerel schools, and is generally known as the mackerel shark. At Provincetown it is called the blue shark.

Genus *LAMNA* Cuvier

Body short, stout, the back considerably elevated; snout prominent, pointed; teeth entire, pointed, triangular, with a small basal cusp on each side, one or both cusps sometimes wanting on some teeth in the young; gill openings wide, and all of them in advance of the pectoral fin; first dorsal falcate, inserted over the axil of the pectoral; second dorsal and anal very small, nearly opposite each other; pectorals falcate; caudal peduncle strongly keeled on each side; deep pits at the root of the caudal above and below; caudal lobes nearly equal in length. Size large.

18 *Lamna cornubica* (Gmelin)

Porbeagle

Squalus cornubicus GMELIN, L. Syst. Nat. I, 1497, 1788.

Lamna cornubica GÜNTHER, Cat. Fish. Brit. Mus. VIII, 389, 1870; JORDAN & GILBERT, Bull. 16, U. S. Nat. Mus. 30, 1883; BEAN, Bull. U. S. F. C. IX, 198, pl. LVII, 1891; JORDAN & EVERMANN, Bull. 47, U. S. Nat. Mus. 49, pl. VI, fig. 22, 1896.

Body short, stout, fusiform, its greatest depth equaling nearly one fifth of the total length including caudal, and slightly less than the length of the head. The caudal lobes are nearly equal in length, the upper as long as the head and exceeding depth of body; caudal peduncle strongly keeled on each side; deep pits at the root of the caudal above and below. The snout is conical, pointed, its length somewhat more than the width of the mouth. Teeth entire, triangular, pointed, with a basal cusp on each side, the cusp sometimes wanting in young, $\frac{12}{11}$ or $\frac{11}{10}$ on each side in an individual about $3\frac{1}{2}$ feet long, the third tooth of the upper

jaw on each side small; gill openings wide and all of them in advance of the pectoral base; first dorsal falcate, inserted over the axil of the pectoral; second dorsal and anal very small, nearly opposite each other; pectoral falcate, its length nearly equal to greatest depth of body and equals distance from angle of mouth to last gill opening.

Color dark slate, whitish beneath. Found in the Atlantic and Pacific, north to Massachusetts bay and the Gulf of Alaska; called salmon shark at Kadiak. Reaches a length of 10 feet.

The porbeagle, salmon shark, or mackerel shark is a very powerful and destructive species, and it has a wide distribution. If the figure of *Lamna punctata* Storer be correct, his mackerel shark must be *Lamna cornubica* and not *Isurus dekayi*. The advanced position of the first dorsal seems to indicate this.

Genus *CARCHARODON* Smith

Agrees with *Isurus* and *Lamna* except in dentition; teeth large, flat, erect, triangular, serrate; first dorsal moderate, nearly midway between pectorals and ventrals; second dorsal and anal very small; pectorals large; ventrals moderate; caudal peduncle stout; caudal lobes large and strong; deep pits at the base of the caudal fin above and below.

19 *Carcharodon carcharias* (Linnaeus)

Great White Shark; Man-eater

Squalus carcharias LINNAEUS, Syst. Nat. ed. X, 235, 1758.

Carcharias atwoodi STORER, Proc. Bost. Soc. Nat. Hist. III, 72, 1848; Hist. Fish. Mass. 246, pl. XXXVI, fig. 4, 1867.

Carcharodon carcharias JORDAN & GILBERT, Bull. 16, U. S. Nat. Mus. 875, 1883; JORDAN & EVERMANN, Bull. 47, U. S. Nat. Mus. 50, 1896.

Body stout, its greatest depth contained about five or five and one half times in the total length, and equaling about three fourths of the length of the head; eye perpendicularly oblong, and about one third as long as the snout; caudal lobes large and strong, nearly equal in length, the upper about six sevenths of depth of body; caudal peduncle stout, strongly keeled, its least depth two thirds of snout; deep pits at the base of the caudal

fin above and below; the snout obtusely pointed, about one fifth to one sixth of length of head; mouth very large; both jaws with large, triangular, serrated teeth in five rows, those in the lower jaw narrower, about 24 in each row above and 22 below; spiracles minute or wanting; gill openings wide and all in advance of the pectoral fin; first dorsal moderately large, inserted nearly midway between pectoral and ventral bases; second dorsal and anal very small, subequal, their bases scarcely more than one half as long as the snout; pectoral large, reaching to below the end of the dorsal when extended, ventral moderate, its length equal to nearly one fourth of that of the head. Color leaden gray, lower parts white; tips and edges of pectoral black. This shark reaches a length of 30 feet and a weight of nearly 2 tons. It is found in the temperate and tropical parts of the Atlantic and Pacific oceans, but is rare in New York waters.

The ferocity of the man-eater shark may be inferred from the following account of a specimen 13 feet long taken at Provincetown Mass. and brought to Boston for exhibition.

My specimen was captured at Provincetown June 16 When first seen it was swimming in about 10 feet of water on the Long point side of Provincetown harbor. A boat's crew having given chase, a harpoon was thrown into it, when it instantly turned toward the boat and seized it with great ferocity near the bows, in which act several of its teeth were broken off. It was eventually killed by being frequently lanced.

Jordan and Evermann record an individual about 30 feet long, caught near Soquel Cal. which had in its stomach a young sea lion weighing about 100 pounds.

Family CETORHINIDAE

Basking Sharks

Genus CETORHINUS Blainville

Body stout, the skin much wrinkled and beset with small spines; snout blunt; head small; mouth moderate, with numerous small, conical teeth without cusps or serrations; spiracles minute, above the corners of the mouth; gill openings very wide

extending from the back almost around the throat, all of them in advance of the pectorals; first dorsal large, midway between pectorals and ventrals; second dorsal and anal small; caudal fin lunate, the upper lobe considerably the larger; caudal peduncle keeled; pectorals and ventrals large. Brain very small. Size very large.

20 *Cetorhinus maximus* (Gunner)

Basking Shark; Elephant Shark

Squalus maximus GUNNER, Trondhj. Selsk. Skrift., III, '33, tab. 2; IV, 14, tab. 3, 1765; MITCHILL, Trans. Lit. & Phil. Soc. N. Y. I, 486, 1815.

Selachus maximus DE KAY, N. Y. Fauna, Fishes, p. 357, pl. 63, fig. 208 (partly copied from Le Sueur), 1842; STORER, Hist. Fish. Mass. 253, pl. XXXVII, fig. 3, 1867.

Cetorhinus maximus JORDAN & GILBERT, Bull. 16, U. S. Nat. Mus. 31, 1883; JORDAN & EVERMANN, Bull. 47, U. S. Nat. Mus. 51, pl. VII, fig. 23, 1896.

Body very stout, the skin wrinkled, rough, beset with small spines, its greatest depth contained about five times in the total length, and equaling about three fourths of the length of the head; caudal fin lunate, the upper lobe the larger, about equal to the depth of body; caudal peduncle keeled; snout smooth, blunt, nearly half the length of head; mouth moderate; the teeth very small and numerous, conical, without cusps or serratures, each jaw with six or seven rows, about 200 in each row; spiracles minute, above the corners of the mouth; eye very small, without nictitating membrane; gill openings very wide, extending from the back almost around the throat, all of them in front of the pectorals; gill-rakers slender, long and close-set, resembling whalebone, whence the name, bone shark; first dorsal large, triangular, midway between pectorals and ventrals; second dorsal small, but larger than the anal; pectoral large, reaching a little past the dorsal origin when extended; ventral large, its length nearly one third the length of the head. Color dark slate or leaden above, lighter beneath.

The basking shark reaches a length of nearly 40 feet and is the largest of the sharks. It is an inhabitant of Arctic seas, coming southward as far as Portugal, Virginia and California.

Mitchill refers to its capture at Provincetown Mass. and to its name of bone shark because of the peculiar structure of its gills. De Kay mentions the specimen which was captured in the lower harbor of New York in 1822, from which he made some alterations in a drawing partly copied from Le Sueur's sketch of the same fish. Storer described an individual measuring 33 feet 3 inches. He says it is rarely observed on the coast of Massachusetts. It becomes gregarious only in the breeding season.

The oil made from the liver of the basking shark was at one time considered valuable.

Order CYCLOSPONDYLI

Suborder CYCLOSPONDYLI

Family SQUALIDAE

Dogfishes

Genus *SQUALUS* (Artedi) Linnaeus

Body slender, elongate; mouth slightly arched, with a long, straight, deep, oblique groove on each side, without labial folds; teeth small, simple, equal in both jaws, their points turned aside so that the inner margins form a cutting edge; spiracles well developed, near the eye; gill openings moderate, all in advance of pectorals; first dorsal larger than the second, far in front of the ventrals, which are behind the middle of the body; second dorsal behind ventrals; dorsal spines strong, not grooved; caudal fin with unequal lobes, the upper elongate, broad, subtruncate at the end, the lower short and rounded; pectorals large and long, placed low down; ventrals midway between end of first and beginning of second dorsal. No anal fin.

21 *Squalus acanthias* Linnaeus

Spined Dogfish

Squalus acanthias LINNAEUS, Syst. Nat. ed. X, I, 233, 1758; JORDAN & GILBERT, Bull. 16, U. S. Nat. Mus. 16, 1883; JORDAN & EVERMANN, Bull. 47, U. S. Nat. Mus. 54, 1896.

Spinax acanthias DE KAY, N. Y. Fauna, Fishes, 359, pl. 64, fig. 210, 1842.

Acanthias americanus STORER, Hist. Fish. Mass. 256, pl. XXXVIII, fig. 1, 1a, 1867.

Acanthias vulgaris GÜNTHER, Cat. Fish. Brit. Mus. VIII, 418, 1870.

Body slender, moderately long, its greatest depth about one eighth of the total length, and about three fourths of the length of the head; caudal fin scarcely bent upward, its length nearly one fifth of the total length; snout pointed, its length equaling about one fourth of the length of the head; mouth slightly arched, with a long, straight, deep, oblique groove on each side, without labial folds. Teeth small, equal in both jaws, their points turned aside so that the inner margins form a cutting edge; spiracles well developed, just behind the eye; eye large, oblong, its diameter two thirds of the length of the snout; no nictitating membrane; gill openings narrow slits, in front of the pectorals; first dorsal moderate, larger than the second, far in advance of the postmedian ventrals, which are in front of the small second dorsal; pectoral when extended reaches to below the first dorsal spine, its length contained about seven times in the total, including caudal fin; ventral one fourth as long as the head.

Color dark slate or gray on upper parts, whitish below, numerous white spots on the back, becoming faint or obsolete with age. The spined dogfish reaches a length of $3\frac{1}{2}$ feet and the weight of 20 pounds. It inhabits both coasts of the Atlantic and is recorded also from Cuba. It is found in Gravesend bay, Long Island, only in October, and young examples have been taken at Southampton in the same month. The species is common in summer and fall on the fishing banks off the New Jersey coast. It is not hardy in captivity.

At Woods Hole Mass., according to Dr Smith, it is less abundant than formerly, and was comparatively scarce in 1897. When the fish fertilizer factory was established at Woods Hole, this was the principal fish utilized in the manufacture of oil and guano; later, the scarcity or irregularity of the supply necessitated the use of menhaden.

When the horned dogfish first comes, in May, it feeds largely on ctenophores.

In Massachusetts bay the species arrives in June and remains only a few days, but returns again in September and stays till

the middle of November. These fish are usually caught with the hook and often entangle themselves in nets, to which they do great damage. They feed on mackerel, whiting and other fishes.

The oil of the liver is an article of commerce, the flesh is useful for fertilizers, and the skin has been used for polishing; on some parts of Cape Cod the fish has been dried for fuel.

Mitchill mentions the spined dogfish only in one of his minor papers. De Kay recorded it as common on the New York coast. He found remains of the soft clam and scales of fishes in its stomach.

Suborder TECTOSPONDYLI

Family SQUATINIDAE

Angel Sharks

Genus SQUATINA Duméril

Body flat, depressed as in the rays, the snout obtuse or slightly concave in front; nostrils on the front margin of the snout with skinny flaps; mouth anterior; teeth in many series, conical, pointed, distant; spiracles wide, transverse, behind the eyes; gill openings wide, very near each other, partly inferior and partly hidden by the pectoral fins; two small, subequal dorsal fins on the tail behind the ventrals; no anal fin; caudal small, the lower lobe longer than the upper; males with small prehensile organs; vertebrae tectospondylous.

22 *Squatina squatina* (Linnaeus)

Angel fish; Monkfish

Squalus squatina LINNAEUS, Syst. Nat. ed. X, 233, 1758.

Squatina dumerili DE KAY, N. Y. Fauna, Fishes, 363, pl. 62, fig. 203, 1842.

Rhina squatina GÜNTHER, Cat. Fish. Brit. Mus. VIII, 430, 1870.

Squatina angelus JORDAN & GILBERT, Bull. 16, U. S. Nat. Mus. 35, 1883.

Squatina squatina JORDAN & EVERMANN, Bull. 47, U. S. Nat. Mus. 58; SMITH, Bull. U. S. F. C. XVII, 89, 1898.

Body raylike in shape, flat, depressed, its greatest depth less than one fourteenth of the total length and about one third of the length of the head; caudal peduncle stout; caudal fin small, its lower lobe the longer; snout short, rounded; nostrils on its front margin, with skinny flaps. Mouth anterior, its width

about equal to the interorbital width; teeth acute, small, conical, distant; spiracles large, crescentic, behind the eyes; eye small, its diameter one fourth of the distance between the eyes; gill openings wide, subinferior, partly covered by the pectoral fin; two small dorsal fins, close together, behind the ventrals; anal fin wanting; pectoral fins very large, widely expanded, deeply notched at the base; ventrals very large, their length greater than that of the head; skin covered with stiff prickles, largest on the median line of the back.

Color bluish ashy gray or brown above, sometimes blotched and speckled, pale below. The monkfish reaches a length of 4 feet. It is easily recognized by its peculiar shape. It inhabits the Mediterranean and the Atlantic and Pacific coasts of the United States from Cape Cod and San Francisco southward. It is not common in New York waters, but it appears occasionally in Gravesend bay in summer and is believed to occur in this state only in bays adjacent to the Atlantic.

Mitchill, apparently, was not familiar with the species. De Kay knew the fish only from Le Sueur's descriptions and the writings of other ichthyologists. He gives the common names employed in Europe; monk, monkeyfish, kingston, shark ray, and fiddlefish. A New York fisherman informed De Kay that it was known to him as the little bullhead shark.

A specimen weighing 35 or 40 pounds and measuring about 4 feet was taken in a trap at Menemsha bight, Marthas Vineyard, Sep. 1, 1873. The writer saw one taken at the same place a few years later.

Order BATOIDEI

Rays

Suborder SARCURA

Family RAJIDAE

Skates

Genus **RAJA** (Artedi) Linnaeus

In the rays the disk is broad, rhombic; the pectorals extend to, but not around the snout; the ventrals are large and deeply notched; the tail is usually long, without serrated spine, slender,

rounded, or depressed, with caudal fin small or absent, with two small dorsal fins, close together, near its tip, and with a dermal fold on each side. The skin is more or less covered with prickles and spines, males having rows of erectile hooks near the outer angles of the pectorals. No electric organs. Eggs laid in leathery, four-angled cases, having two long tubular tendrils at each end. Teeth in the middle of the jaws, sharp in males, blunt in females.

23 *Raja erinacea* Mitchill

Common Skate; Prickly Skate; Hedgehog Ray

Raja erinaceus MITCHILL, Am. Jour. Sci. Arts, IX, 290, pl. 6 (male), 1825;

DE KAY, N. Y. Fauna, Fishes, 372, pl. 78, fig. 246, 1842.

Raja eglanteria GUNTHER, Cat. Fish. Brit. Mus. VIII, 462, 1870.

Raia erinacea JORDAN & GILBERT, Bull. 16, U. S. Nat. Mus. 40, 1883.

Raja erinacea JORDAN & EVERMANN, Bull. 47, U. S. Nat. Mus. 68, pl. IX, fig. 29, 1896; SMITH, Bull. U. S. F. C. XVII, 89, 1898.

Disk rhomboid, with the angles rounded; its length nearly equal to its width; spines largest on the anterior extensions of the pectorals, where they are close set, strong, laterally compressed and hooked backward; smaller spines scattered over the head, above the spiracles, above and in front of the eyes, on the back, the median line of which is comparatively smooth, without enlarged spines except in the young; a triangular patch of spines on the shoulder girdle; inner posterior angles of the pectorals nearly smooth. Males have two rows of large, erectile hooks, pointing backward, near the outer angles of the pectorals. Females have groups of small scales on each side of the vent. Tail about as long as the disk; a dermal fold on each side; dorsal fins rough, connected at the base; mouth small; jaws curved, with small teeth in about 50 rows above and 48 below, the middle ones sharp in males, all blunt in females. Color light brown, with small round spots of dark brown. Length 1 to 2 feet. (After Garman)

A very common species on our coast, from Maine to Virginia. It is one of the small rays and is not much valued for food. Eggs of this skate have been obtained in Gravesend bay in March. In captivity eggs have been deposited in winter. The

species will endure captivity during the spring, fall, and part of the winter, but not at all in summer.

Mitchill had the ray from Barnegat and from off Sandy Hook. De Kay did not see the fish, but copied the description and figure of Mitchill. Smith refers to it as the "summer skate" or "bonnet skate." It is found at Woods Hole from June to October. The names "hedgehog ray" and "bonnet skate" are given in allusion to its habit of rolling itself up when caught. At Southampton L. I. this species was taken in small numbers Aug. 3, 1898.

24 *Raja ocellata* Mitchill

Spotted Skate; Big Skate

Raja ocellata MITCHILL, Trans. Lit. & Phil. Soc. N. Y. I, 477, 1815; JORDAN & EVERMANN, Bull. 47, U. S. Nat. Mus. 68, pl. X, fig. 30, 1896; SMITH, Bull. U. S. F. C. XVII, 89, 1898.

Raja ocellata DE KAY, N. Y. Fauna, Fishes, 369, not pl. 65, fig. 212, 1842; JORDAN & GILBERT, Bull. 16, U. S. Nat. Mus. 40, 1883.

Similar in shape to *R. erinacea*, but larger, with a wider mouth and with many more rows of teeth. The length of the disk slightly exceeds its width. The spines are arranged as in *R. erinacea*, but additional rows are present down the back and on the sides of the tail. Tail nearly as long as the disk; caudal fin not separate, with small spines; mouth large; jaws curved; teeth in about 90 rows above and 88 below. Color light brown, with rounded dark spots; a translucent space on each side of the snout; near the posterior angle of the pectoral there is usually (but not always) a large white ocellus, with a dark spot in the center and a darker border; two smaller similar spots often present. (After Garman)

The spotted skate reaches a length of nearly 3 feet; its egg cases are more than twice as large as those of *R. erinacea*. The species is found from New York to Massachusetts and northward.

Dr Mitchill described a specimen which was 30 inches long and 19 inches wide. Dr De Kay calls this species the spotted ray. He found the stomach of one filled with rock crabs, *Cancer irroratus*. To the fishermen this and allied spe-

cies are known as skate. It has no commercial value in Great South bay. In the traps at Islip skates reappear on October first on their fall migration. A female was caught near the inlet at Fire Island, Sep. 29, 1898. The species was more abundant later in the fall.

At Woods Hole, according to Dr Smith, this is the big skate or winter skate. It is common from February to June and from October 15 to the end of the trap fishing; it is absent or very rare in summer.

25 *Raja eglanteria* Bosc

Clear-nosed Skate; Brier Ray

Raja eglanteria BOSC in LACÉPÈDE, Hist. Nat. Poiss. II, 104, 109, 1800; GÜNTHER, Cat. Fish. Brit. Mus. VIII, 462, 1870; JORDAN & EVERMANN, Bull. U. S. Nat. Mus. 71, 1896; SMITH, Bull. U. S. F. C. XVII, 89, 1898.
Raja eglanteria JORDAN & GILBERT, Bull. U. S. Nat. Mus. 41, 1883.
Raja diaphanes MITCHILL, Trans. Lit. & Phil. Soc. N. Y. 478, 1815.

Differs from *R. erinacea* and *R. ocellata* in its acutely produced snout, smaller spines and translucent space on each side of the rostrum. The length of the disk (12 inches) equals four fifths of its width (15 inches). Spines small and very sharp, most numerous on the front part of the pectoral, the head, the snout, the middle of the back, and the tail between the rows of enlarged spines; enlarged spines around the eyes and spiracles, on the middle of the snout, in a median row along the back, and in two rows along each side of the tail. The spines on the tail are very sharp, large and small ones alternating in the rows; a large spine in the middle of each shoulder; a spine between the dorsal fins; tail as long as the disk, and with a median and two lateral rows of moderately large spines and one or more intermediate rows of much smaller ones; caudal fin absent or very small; dorsals small, the anterior larger, one ninth the length of tail in height; mouth moderate; teeth in about 50 rows in upper jaw and 48 in the lower.

Color pale brown, with numerous bands, bars, lines and blotches of darker; darker spots in the middle of the pectoral; each side of the snout with a pale, translucent area.

The clear-nosed skate, sometimes called brier ray, reaches a length of 2 feet or more. It inhabits the eastern coast of the United States from Cape Cod to Florida; it has been found moderately common in Great South bay in and near Fire Island inlet. Early in September both males and females were caught at Fire Island inlet and Wigo inlet, but in October the species appeared to be scarce. It has no commercial value in the bay and is usually thrown away.

At Woods Hole Mass. it is not common. A few are taken every year in traps at Menemsha, Marthas Vineyard.

26 *Raja laevis* (Mitchill)

Barn-door Skate

Raja laevis MITCHILL, Am. Month. Mag. II, 327, 1818; JORDAN & EVERMANN, Bull. 47, U. S. Nat. Mus. 71, 1896; SMITH, Bull. U. S. F. C. XVII, 89, 1898.

Raja laevis DE KAY, N. Y. Fauna, Fishes, 370, 1842; JORDAN & GILBERT, Bull. 16, U. S. Nat. Mus. 42, 1883; STORER, Hist. Fish. Mass. 266, pl. XXXIX, fig. 2, 1867.

Similar in shape to *R. eglanteria*, but larger and with fewer rows of teeth. The length of the disk equals three fourths of its width. The spines of the body are few and small; small patches of slightly enlarged spines on the anterior extension of the pectorals opposite the eyes and spiracles; slightly enlarged, hooked spines in several narrow rows on the angles of the disk in males; a median row, more or less incomplete, of distant spines on the tail and usually a lateral row on each side, many of these lateral spines sometimes obsolete; small spines on the snout, along the anterior edges of the disk, and on the top of the head. Tail nearly as long as the disk; two subequal dorsal fins, scarcely half as long as the snout, separated by a narrow interspace and extending to near the end of the tail; no caudal fin; eye one fifth as long as the snout; mouth large, jaws curved, teeth in about 30 rows in each jaw; length of claspers of the male equals one third of the width of the disk. Color usually brownish with paler spots, these sometimes surrounded by dark rings.

The barn-door skate reaches a length exceeding 4 feet; it is used to some extent for food. The species has been taken in Gravesend bay in October. It suffers in captivity for the want of sand and mud and because of the lack of suitable food, its average duration of life is 3 or 4 months.

Mitchill described an individual measuring 49 inches which was caught at a wharf in the East river Nov. 5, 1815. At Woods Hole Mass. it is common in spring and fall, rare in summer.

Family NARCOBATIDAE

Electric Rays

Genus **TETRONARCE** Gill

Rays with a large electric organ composed of many hexagonal tubes between the pectoral fins and the head; disk very broad, abruptly contracted at the tail; two dorsal fins, the first much the larger, its origin not far in advance of the end of the ventrals; caudal fin well developed; ventral fins large, separate; spiracles large, oblong, well behind the eyes, with entire edges; mouth small; teeth sharp; skin smooth. Seas of Europe and America.

27 *Tetronarce occidentalis* (Storer)

Torpedo; Cramp Fish; Numb Fish

Torpedo occidentalis STORER, Am. Jour. Sci. Arts, 165, pl. 3, 1843; Hist. Fish. Mass. 271, pl. XXXIX, fig. 5, 1867; JORDAN & GILBERT, Bull. 16, U. S. Nat. Mus. 39, 1883.

Raja torpedo MITCHILL, Trans. Lit. & Phil. Soc. N. Y. I, 476, 1815.

Tetronarce occidentalis JORDAN & EVERMANN, Bull. 47, U. S. Nat. Mus. 77, pl. XI, fig. 33, 1896; SMITH, Bull. U. S. F. C. XVII, 89, 1898.

Length of disk equals six sevenths of its width and more than one half the total length; length of base of ventrals equals one fourth the width of disk; eyes small, placed three times their diameter from tip of snout, and about the same distance from each other; length of first dorsal base nearly equals distance between the spiracles; height of first dorsal fin exceeds length of snout; base of second dorsal scarcely more than one half the length of first, the height of the fin hardly two thirds of that of

first; caudal slightly emarginate, its width and length nearly equal, about two sevenths of width of disk. The upper surface is dark purplish brown with a few darker spots distributed over it; beneath white.

The torpedo is found on the Atlantic coast of the United States from Cape Cod to Florida; it occurs also in the West Indies. The fish is usually uncommon except in Buzzards bay and Vineyard sound. It reaches the length of 5 feet and the weight of 100 pounds.

Mitchill placed a torpedo among the fishes of New York on the authority of fishermen and others who had seen the species and knew of its peculiar electric properties. De Kay did not see the fish and merely refers to the probability of its occurrence and its relation to the genus *Torpedo*.

The existence of a torpedo on the coast of Massachusetts was made known by Storer in 1843, when he described a specimen caught at Wellfleet, in November 1842. Capt. Atwood, a well known former resident of Provincetown Mass. informed Dr Storer that he had received a great many powerful shocks from the fish which threw him to the ground; these were produced by touching the animal. He also received shocks by taking hold of a harpoon which was struck into the fish. Storer relates an anecdote illustrating the effect produced on a dog.

Mr Newcomb sr, the oldest fisherman in Boston market, stated to me that his father, who resided at Wellfleet, had a dog which frequently waded into the shallow waters of the coves and brought out flounders which he had seized with his mouth. In one of his fishing excursions he attacked a torpedo, which perfectly convulsed him. He dropped the fish and ran away howling most piteously, and could never be persuaded to resume his fishing.

At Woods Hole Mass. the torpedo is most abundant in October and November. At times as many as six are taken at one lift of a trap at Menemsha. The smallest weigh 4 or 5 pounds, the largest 75 pounds.

Suborder MASTICURA

Whip-tailed Rays

Family DASYATIDAE

Sting Rays

Genus DASYATIS Rafinesque

Disk usually broader than long; pectoral fins united in front to form the tip of the snout; tail very slender and elongate, finless, but often with one or two membranous folds, and with a strong serrated spine near its base; skin rarely smooth, usually more or less spinous or prickly, tail with numerous small spines in some species; mouth small; teeth small, paved, usually more or less pointed or tubercular; a few papillae, usually in the mouth behind the lower jaw; nostrils close together; nasal valves forming a rectangular flap, which is joined to the upper jaw by a narrow frenum; spiracles large, placed close behind the eyes. Ovoviviparous.

28 *Dasyatis centrura* (Mitchill)*Common Sting Ray*

Raja centrura MITCHILL, Trans. Lit. & Phil. Soc. N. Y. I, 479, 1815.

Pastinaca hastata STORER, Hist. Fish. Mass. 268, pl. XXXIX, fig. 3, 1867.

Dasibatis centrura JORDAN & GILBERT, Bull. 16, U. S. Nat. Mus. 67, 1883.

(From Garman)

Trygon hastata GÜNTHER, Cat. Fish. Brit. Mus. VIII, 476, 1870.

Dasyatis centrura JORDAN & EVERMANN, Bull. 47, U. S. Nat. Mus. 83, 1896;

SMITH, Bull. U. S. F. C. XVII, 90, 1898.

Disk quadrangular, about one fourth wider than long; anterior margins sinuous, concave opposite the eyes, convex toward the slightly protuberant snout and rounded over angles; posterior straighter, very little convex; hinder angles blunt; ventrals truncate, with rounded angles; tail more than twice as long as the body, much compressed, rounded above, with keel or cutaneous expansion below, with one or more strong serrated spines at the termination of the anterior fifth of its length, rough on all sides with spines or tubercles. Till half grown the young are naked; as they approach maturity broad stellate based, conical pointed, irregularly placed bucklers appear on the middle of the hinder part of the back and on the top and sides

of the tail. Very large examples have the central part of the back closely mailed with small flattened tubercles. The bucklers bear more resemblance to those of the *Rajae radiata* and *clavata*, than to the tubercles of *pastinaca*, *hastata*, or *tuberculata*. Mouth arched forward, with five papillae; teeth in quincunx, blunt, smooth. Color of back and tail olive brown; light to white below. From *pastinaca*, which this species resembles in shape, it is distinguished by the tubercles, by the length and compression of the tail, and absence of all trace of keel or expansion on its upper side. A young specimen measures from snout to tail 13.8, in length of tail 30.5, and width of pectorals 17.5 inches. The largest specimen in the collection has a total length of 10 feet 3 inches (Coll. Mus. Comp. Zool. Cambridge Mass.). Common south of Cape Cod. Occasionally found northward. (After Garman)

Formerly hundreds of individuals were caught annually in Gravesend bay, but now it is seldom seen there. The species will live in captivity several months in the spring and summer. Mitchill records it as occurring on the coast of Long Island. The tail, he states, is 5 feet or more in length. Storer described a specimen 9 feet long. He was informed by Dr Yale that the fish was abundant on the flats in the harbor of Holmes's Hole, Martha's Vineyard, in July and August. Near Woods Hole Mass. it is common during summer, appearing early in July.

The sting ray is much dreaded by fishermen, who say that wounds made by its spines are exceedingly painful and dangerous, the slime secreted by the fish acting as a poison.

Subgenus **DASYATIS**

29 *Dasyatis hastata* (De Kay)

Kit

Pastinaca hastata DE KAY, N. Y. Fauna, Fishes, 373, pl. 65, fig. 214, 1842.

Trygon hastata STORER, Syn. Fish. N. A. 261, 1846.

Dasibatis hastata GARMAN, Bull. 16, U. S. Nat. Mus. 70, 1883.

Dasyatis hastata JORDAN & EVERMANN, Bull. 47, U. S. Nat. Mus. 83, 1896.

The sting rays of the subgenus *Dasyatis* differ from the type *centrura* in having a narrow keel or expansion on the tail both above and below.

Disk with the shape and proportions of *D. centrura*; anterior margins nearly straight, meeting in a blunt angle on the end of the snout, curved near the outer angle to meet the slightly convex posterior margins; inner borders convex; outer and hinder angles rounded; ventrals almost entirely covered by the pectorals, their hinder margins convex; tail more than one and one half times as long as the disk, with a low keel on the upper side, a long, broad, membranous expansion below, roughened with small asperities, and with one or more serrated spines beginning in the first fourth of its length; body smooth in young, with scattered small asperities in the old; a row of narrow, compressed tubercles on the middle of the back and base of tail, their points depressed and directed backward. On each shoulder, parallel with the median row, there is a shorter row varying in length according to age. Mouth with three papillae; jaws more curved than in *centrura* and less than in *sabina*. Color bluish or uniform olive brown above, white beneath. West Indies to Brazil, north to Rhode Island.

De Kay's description of his whip sting ray is based on a female captured in September off the coast of Rhode Island by Carson Brevoort of New York. The length of the fish was 8 feet 6 inches and its weight 110 pounds. Mr Brevoort stated that the whip rays appeared to associate together, as he noticed many of similar size and appearance swimming about at the same time. They moved slowly together through the water, along the edges of the rocks, about 3 feet below the surface. When captured, the individual described by Dr De Kay whipped its tail about with great activity in all directions. From this circumstance it derives the name of whip ray.

30 *Dasyatis say* (Le Sueur)

Southern Sting Ray

Raja say LE SUEUR, Jour. Ac. Nat. Sci. Phila. I, 42, 1817.

Myliobatis? say DE KAY, N. Y. Fauna, Fishes, 376, 1842.

Trygon sayi MÜLLER & HENLE, Plagiostomen, 166, 1841; DUMÉRIL, Elasmobranches, 603, 1870.

Dasybatis sayi GARMAN, Bull. 16, U. S. Nat. Mus. 69, 1883.

Dasyatis sayi JORDAN & EVERMANN, Bull. 47, U. S. Nat. Mus. 86, 1896.

Disk quadrangular, about one sixth wider than long, anterior margins nearly straight, posterior and inner borders convex, outer and posterior angles rounded; snout not protruding beyond the lines of the margins, ventrals rounded; tail strong, rather more than one and one half times the length of disk, with a strong serrated spine, bearing a short, low cutaneous expansion behind the spine on the upper side, and a longer, little wider one below, ending nearly opposite; upper jaw undulated, lower prominent in the middle; teeth small, smooth in young and females, sharp in adult males; three papillae at the bottom of the mouth, and one at each side; body and tail naked. Color olive brown in adult, reddish or yellowish in young; lower surface whitish. New York to Florida and Brazil. (After Garman)

According to Garman, a young female measured from snout to tail 7.1, length of tail was 11, and width of pectorals 8.2 inches.

Le Sueur's type was from the New Jersey coast. Müller and Henle mention six specimens in the Museum of Natural History at Paris, which were sent from New York by Milbert. The species has not been reported recently in New York waters.

GENUS *PTEROPLATEA* Müller & Henle

Disk much broader than long, its anterior margins meeting in a very obtuse angle, its outer angles more or less acute, the form, therefore, transversely rhombic; tail very short and slender, shorter than the disk, without fin, armed with a very small serrated spine or without spine; skin smooth or very nearly so. Size large.

31 *Pteroplatea maclura* (Le Sueur)

Butterfly Ray

Raja maclura LE SUEUR, Jour. Ac. Nat. Sci. Phila. I, 41, 1817.

Pastinaca maclura DE KAY, N. Y. Fauna, Fishes, 375, pl. 65, fig. 213, 1842.

Pteroplatea maclura MÜLLER & HENLE, Plagiostomen, 169, 1841; GÜNTHER,

Cat. Fish. Brit. Mus. VIII, 487, 1870; JORDAN & GILBERT, Bull. 16,

U. S. Nat. Mus. 46, 1883; JORDAN & EVERMANN, Bull. 47, U. S. Nat.

Mus. 86, 1896; SMITH, Bull. U. S. F. C. XVII, 90, 1898.

Disk almost twice as broad as long, covered with smooth skin (or with minute granulations according to Le Sueur), the snout

very little projecting, so that the anterior margin of each pectoral is slightly concave; tail two fifths to one third the length of disk, with a slight dermal fold above and below, and with one or two spines very near its base or sometimes without spines; eyes small and near the snout; spiracles large, near the eyes; nostrils small, near the mouth, not extending to the upper lip; teeth numerous, triangular, acute, each emarginate at the base behind; ventrals short, broad and rounded, their length less than one fifth of that of disk. Color brownish olive, sometimes bluish, finely marbled with grayish, and finely speckled; anterior edge of disk with blotches of paler; tail with four dark blotches above, forming half rings. Cape Cod to Brazil, common southward.

The species is now rarely seen in Gravesend bay. It does not endure captivity.

Le Sueur's description was based on a specimen 6 feet 7 inches wide, taken at Newport R. I. He was informed by fishermen that it reaches the width of 15 feet. De Kay copied Le Sueur's description and figure.

Dr Smith says it is rare at Woods Hole, and appears in August and September when present. It has the local name of Angel fish at Woods Hole.

Family MYLIOBATIDE

Eagle Rays

Genus MYLIOBATIS Duméril

Disk broad; pectoral fins ending laterally in an acute angle, not continued forward around the snout, but ceasing on the sides of the head and reappearing in front of the snout as a fleshy protuberance (cephalic fin); tail very long and slender, whiplike, with a small dorsal fin near its root, and one or more serrated spines; teeth hexangular, large, flat, tessellated, the middle ones much broader than long in the adult; several series of narrower teeth on each side of the median series; teeth changing considerably with age; jaws about equal; free edge of the nasal valve not deeply emarginate; skin smooth.

32 *Myliobatis freminvillei* (Le Sueur)*Eagle Ray*

Myliobatis fréminvillei LE SUEUR, Jour. Ac. Nat. Sci. Phila. IV, 111, 1824;
DE KAY, N. Y. Fauna, Fishes, 376, 1842.

Myliobatis acuta STORER, Hist. Fish. Mass. 269, pl. XXXIX, fig. 4, 1867.

Myliobatis freminvillei JORDAN & GILBERT, Bull. 16, U. S. Nat. Mus. 51,
1883; JORDAN & EVERMANN, Bull. 47, U. S. Nat. Mus. 89, 1896; SMITH,
Bull. U. S. F. C. XVII, 90, 1898.

Disk broader than long, width to length bearing the ratio of 5 to 3; width of disk equal to length of tail. Diameter of eye equals about one fourth of the interorbital distance; spiracles behind the eyes and one and one half times as long. Width of mouth one half its distance from tip of snout. Free edge of the nasal valve not deeply notched. Reaches a length of 4 feet. Body and head above, reddish brown; tail lighter at the base, but nearly black toward the tip; lower parts whitish.

The species is not uncommon, from Cape Cod to Brazil. It probably feeds on mollusks.

It was reported to me by men of the menhaden steamer *Annie Morris* that about Aug. 20, 1887, off Hereford inlet, they saw schools of sting rays at the surface "flopping along like geese." The schools were large enough to have filled a menhaden seine. The rays were said to have two spines on the tail.

Le Sueur's description was based on a Rhode Island specimen. De Kay copied briefly from Le Sueur, and placed the fish among the extra-limital species. William O. Ayres found an individual at Brook Haven L. I., which he described in the *Boston Journal of Natural History*, 4:290, pl. 13. Dr Storer received portions of a specimen from Holmes' Hole Mass. Dr Smith records it as not very common at Woods Hole Mass., but taken in small numbers every year in traps.

Genus RHINOPTERA Kuhl

Disk broader than long, its anterior angles more or less acute; snout more or less emarginate on the median line; cephalic fin emarginate and placed on a plane below the level of the pectorals, the snout thus appearing four-lobed; free border of the nasal valve not emarginate; teeth in 5 to 20 rows, the median

teeth sometimes much enlarged, sometimes not much larger than the outer teeth; tail long, whiplike, with a small dorsal spine behind the dorsal fin which is at the base of the tail; ventral fins oblong, truncated behind.

33 *Rhinoptera bonasus* (Mitchill)

Cow-nosed Ray

Raja bonasus MITCHILL, Trans. Lit. & Phil. Soc. N. Y. I, 479, 1815.

Rhinoptera quadriloba DE KAY, N. Y. Fauna, Fishes, 375, pl. 66, fig. 217, 1842; GUNTHER, Cat. Fish. Mus. VIII, 494, 1870; JORDAN & GILBERT, Bull. 16, U. S. Nat. Mus. 51, 1883.

Rhinoptera bonasus JORDAN & EVERMANN, Bull. 47, U. S. Nat. Mus. 90, 1896; SMITH, Bull. U. S. F. C. XVII, 90, 1898.

The length of disk equals two thirds of its width; its anterior borders almost straight, posterior undulated; pectorals acutely produced; muzzle deeply emarginate; mouth wide; nostrils midway between mouth and tip of snout; spiracles large, longer than eye; teeth in seven rows in each jaw, the median teeth more than four times as broad as long, the others gradually diminishing in size outward; tail very slender, as long as the body; a small dorsal fin at base of tail and a slender, serrate spine behind it; skin smooth except a few protuberances on the top of the head. Color olive brown above; beneath white. Cape Cod to Florida; not rare.

This species is now rarely seen in Gravesend bay, where it was at one time very common in the autumn. When Mitchill wrote of the fishes of New York (1815) he stated that the cow-nosed ray visits the coast, usually about September, in numerous shoals, entering the bay and ranging very extensively over the flats where the soft clam lives.

These shellfish he is supposed to devour; for a shoal of cow-noses roots up the salt water flats as completely as a drove of hogs would do. I have seen the water in violent agitation when these fishes were at work in the bottom. They render it so muddy that they are concealed from sight. Frequently, however, they rise to the top and may be distinctly observed. I have seen them swim near the surface in clear water. They then support and propel themselves in their element by their large flaps as a crow or other bird, with slowly moving wings, passes through the air. They may be said to fly rather than to swim. A full grown individual weighs about 100 pounds.

Mitchill also states that the fishermen usually allow these rays to decay on the shores, but sometimes take out their livers for conversion into oil.

According to Dr Smith, the cow-nosed ray is common at Woods Hole Mass.

Subclass **TELEOSTOMI**

True Fishes

Series **GANOIDEI**

Ganoid Fishes

Order **SELACHOSTOMI**

Paddlefishes

Family **POLYDONTIDAE**

Paddlefishes

Genus **POLYODON** Lacépède

Body fusiform, elongate, somewhat compressed; skin smooth or with minute ossifications; snout produced into a very long spatulate process, the inner part composed of the produced nasal bones, the sides flexible and supported by a bony network; mouth wide, terminal, but overhung by the snout, without maxillaries, but with toothed premaxillaries; numerous fine, deciduous teeth in the jaws and on palatines; no tongue; nostrils double, immediately in front of the eye; spiracles present; operculum rudimentary, its skin produced behind into a long acute flap; no pseudobranchiae; no barbels; no opercular gill; gills four and one half; gill rakers numerous, very long and slender, in a double series on each arch, the two series divided by a broad membrane; gill membranes connected but free from isthmus; one broad branchiostegal; lateral line continuous, its lower margin with short branches; air bladder cellular, entire, communicating with the dorsal wall of the esophagus; pyloric caeca in the form of a short, broad, leaflike organ, with four or five larger divisions, each being subdivided; rectum with a fully developed spiral valve; dorsal fin posterior, without spines; anal similar, and more posterior; tail heterocercal, with well devel-

oped lower caudal lobe so that the fin is nearly equally forked; sides of the bent portion of the tail armed with small rhombic plates; upper caudal fulcrums narrow, numerous; pectorals moderate, placed low; ventrals abdominal, many-rayed.

Rivers of the middle United States.

34 *Polyodon spathula* (Walbaum)

Paddlefish; Spoonbill Cat

Squalus spathula WALBAUM, Artedi, Gen. Pisc. 522, 1792.

Polyodon feuille LACÉPÈDE, Hist. Nat. Poiss. I, 403, 1800.

Polyodon folium BLOCH & SCHNEIDER, Syst. Ichth. 457, 1801 (after Lacépède); MITCHILL, Am. Jour. Sci. Arts, XII, 201, 1827; KIRTLAND, Bost. Jour. Nat. Hist. IV, 21, pl. 2, fig. 1, 1844; GÜNTHER, Cat. Fish. Brit. Mus. VIII, 346, 1870.

Polyodon spathula JORDAN & GILBERT, Bull. 16, U. S. Nat. Mus. 83, 1883; JORDAN & EVERMANN, Bull. 47, U. S. Nat. Mus. 101, 1896.

The body of the paddlefish is fusiform with the snout much produced, spatulalike. Body scaleless, covered with smooth skin; mouth broad, terminal, somewhat resembling that of the shark; teeth in jaws very numerous and fine, deciduous; spiracles with a minute barbel. The operculum is rudimentary, its flap of skin long, reaching almost or quite to the ventral fins; pseudobranchiae absent; gill arches five, the last rudimentary; gill rakers long and in a double series on each arch; gill membranes connected, free from the isthmus; nostrils double, situated at base of blade; a continuous lateral line from upper part of head along dorsal outline to tail; eye small, directed downward and to the side; dorsal and anal fins far back, composed of soft rays, nearly opposite; tail heterocercal, well forked; sides of the bent portion of the tail armed with rhombic plates. The pectoral fins are of moderate size and placed low; ventrals many-rayed, abdominal. The distance from eye to end of snout is about one third of the total length, including caudal. The depth of the body is contained four and one half times in the distance from eye to base of caudal. The height of the dorsal fin about equals the depth of the body.

This is known as the paddlefish, spoonbill or spoon-billed sturgeon, shovel fish, billfish, and duck-billed cat. Called "sal-

mon" in western hotels. The names are derived from the remarkable snout, which is produced into a long spatula-shaped process, covered above and below with an intricate network and with very thin flexible edges. The head and snout form nearly half of the entire length of the fish. The fish can not be confounded with anything else in the waters of the United States. There is in China a similar fish, which, however, belongs to a different genus.

Distribution. The single species of American paddlefish is confined to the Mississippi valley. It inhabits only the larger streams in Pennsylvania. It is common in the Allegheny and the Monongahela rivers.

Size. The paddlefish grows to a length of 6 feet, and a weight of 30 pounds or more.

Habits. The species frequents muddy bottoms, but does not feed on the mud and slime, as many persons have supposed. The long snout is useful in procuring its food, which consists chiefly of entomostracans, water worms, aquatic plants, leeches, beetles and insect larvae.

Prof. S. A. Forbes, director of the Illinois Laboratory of Natural History, has published the first and most satisfactory account of the feeding habits of this sharklike fish. He found very little mud mixed with the food. Prof. Forbes was informed by the fishermen that the paddlefish plows up the mud in feeding with its spatulalike snout and then swims slowly backward through the water.

"The remarkably developed gill rakers of this species are very numerous and fine, in a double row on each gill arch, and they are twice as long as the filaments of the gill. By their interlacing they form a strainer scarcely less effective than the fringes of the baleen plates of the whale, and probably allow the passage of the fine silt of the river bed when this is thrown into the water by the shovel of the fish but arrests everything as large as the cyclops. I have not found anything recorded as to the spawning habits of the paddlefish. The young have the jaws and palate filled with minute teeth, which disappear with age."

Mode of capture. The fish are generally caught by seining.

Edible qualities. The flesh of the paddlefish is frequently considered tough and sharklike, but individuals of 8 or 10 pounds are skinned, and sold in some of the western markets freely, and are thought by some persons to be fairly good for the table.

Order CHONDROSTEI

Sturgeons

Family ACIPENSERIDAE

Sturgeons

Genus ACIPENSER Linnaeus

Body elongate, subcylindric, armed with five rows of bony bucklers, each with a median keel terminating in a spine which becomes obsolete with age; a median dorsal series of bucklers, and a lateral and abdominal series on each side, the abdominal series sometimes deciduous; between these the skin is rough with small, irregular plates. Head covered with bony plates joined by sutures; snout produced, subconic; spiracles present; mouth small, inferior, protractile, with thickened lips; no teeth; gill rakers lanceolate; four barbels in a transverse series on the lower side of the snout in front of the mouth; eyes small; nostrils large, double, in front of eye; gills four; an accessory opercular gill; gill membranes united to isthmus; pseudobranchiae small or obsolete; no branchiostegals; maxillary distinct from the premaxillary; fin rays slender, all articulated; vertical fins with fulcrums; pectorals placed low; ventrals many-rayed, behind middle of body; dorsal placed posteriorly; anal somewhat behind dorsal, similar; tail heterocercal, the lower caudal lobe developed; the tail not depressed or mailed; air bladder large, simple, connected with the esophagus; stomach without blind sac; rectum with a spiral valve; pancreas divided into pyloric appendages. (After Jordan and Evermann)

35 *Acipenser sturio* Linnaeus

Common Sturgeon

Acipenser sturio LINNAEUS, Syst. Nat. ed. X, 237, 1758; GÜNTHER, Cat. Fish. Brit. Mus. VIII, 342, 1870; JORDAN & EVERMANN, Bull. 47, U. S. Nat. Mus. 105, 1896; SMITH, Bull. U. S. F. C. XVI, 90, 1898.

Acipenser oxyrinchus MITCHILL, Trans. Lit. & Phil. Soc. N. Y. I, 462, 1815.

Acipenser oxyrhincus DE KAY, N. Y. Fauna, Fishes, 346, pl. 58, fig. 189 (young), 1842.

Acipenser sturio var. *oxyrrhynchus* JORDAN & GILBERT, Bull. 16, U. S. Nat. Mus. 86, 1883.

The common or sharp-nosed sturgeon has a stout, roundish and elongate body, its height equaling one half the length of the head and one sixth of the total without the caudal. The least depth of the tail equals one third of the greatest body depth. The head is long, one third of total without the caudal, and the snout is as long as the rest of the head in the young. The eye is one sixth as long as the snout. Two pairs of short, slender barbels midway between the mouth and tip of snout. The front of the mouth is nearly under the posterior edge of the pupil. The nostrils are double, the posterior pair more than twice as large as the anterior. The dorsal and anal fins are placed far back and opposite to each other. The distance of the ventral origin from the end of the lower caudal lobe equals the length of the head. The upper caudal lobe is nearly twice as long as the lower. D. 38 to 40; A. 23 to 26; V. 24. Lateral plates 27 to 29; dorsal shields 10 to 14; ventral shields 11 or 12.

The color of the upper parts is dark olive gray, sometimes brownish; the lower parts are light gray or whitish. The pupils are black; the iris golden.

The range of the common sturgeon includes the Atlantic ocean southward to Africa and the West Indies. The northern limit on our east coast appears to be Cape Cod. In the Delaware river the fish has rarely ascended as far as Port Jervis.

Dr Mitchill was the first to call attention to the similarity between the American sharp-nosed sturgeon and the *sturio* of Europe. The fish attains a length of 12 feet in America, and it is stated that European examples measuring 18 feet have been taken.

The sturgeon ascends the large rivers from the sea in spring and early summer. It is very common in the lower part of the Delaware river, where it forms the object of an important fishery. This is the species concerning which so many stories have

been related as to leaping into boats and injuring the occupants.

The mouth of the sturgeon is furnished with a very protrac-tile roundish tube having powerful muscles and intended for withdrawing from the mud the various small shellfish and crus-taceans on which the animal subsists. The mouth is surrounded also with numerous tentacles, with tactile properties, which are utilized in procuring food.

The reproductive habits of the sturgeon and the embryology of the species have been made the subject of an exhaustive study by Prof. John A. Ryder, of the University of Pennsylvania, whose monograph forms a part of the Bulletin of the U. S. Fish Commission for 1888. The eggs have been fertilized and developed artificially by Seth Green and others many years ago, and in some parts of Europe the hatching of the species has been carried on successfully. The U. S. Fish Commission has also recently taken up the culture both of the marine and the lake sturgeon, and these valuable fish may soon be reared on an extensive scale.

The utilization of the flesh, the skin and air bladder and the eggs of the sturgeon is so well known as to require little more than passing mention in this place. The smoking of the flesh and the manufacture of caviar from the eggs are very important industries along our eastern coast.

The sturgeons are easily taken in gill nets and pounds, but the great strength of the fish frequently entails considerable loss of apparatus.

The common sturgeon appears every spring in Gravesend bay, and sometimes in the fall. It is hardy in captivity.

A female 8 feet long was brought from the mouth of the Delaware river May 20, 1897, to the New York aquarium. It seemed to take no food till December 1, when it began to feed freely on opened hard clams. Early in November 1898, the fish was still alive and healthy.

36 *Acipenser rubicundus* Le Sueur*Lake Sturgeon*

Acipenser rubicundus LE SUEUR, Trans. Am. Phil. Soc. I, 388, 1818; DE KAY, N. Y. Fauna, Fishes, 344, pl. 58, fig. 191, 1842; GÜNTHER, Cat. Fish. Brit. Mus. VIII, 338, 1870; JORDAN & GILBERT, Bull. 16, U. S. Nat. Mus. 87, 1883; JORDAN & EVERMANN, Bull. 47, U. S. Nat. Mus. 106, 1896.

Acipenser maculosus GÜNTHER, Cat. Fish. Brit. Mus. VIII, 339, 1870.

The body of the lake sturgeon is rather more slender than that of the common sturgeon. The snout is rather blunt; in the young long and slender. The shields of the body are large, about 14 on the back, 30 or more on the side, and eight or nine along the abdomen, between pectoral and ventral fins. Each shield is surmounted by a strong hooked spine. The head is contained three and one third times in the length without tail. Barbels four, rather long; eye small; dorsal and anal fins small, placed far back as in the pike. D. 35; A. 26.

This is known as the lake sturgeon, Ohio river sturgeon, rock sturgeon, bony sturgeon, red sturgeon and ruddy sturgeon. It inhabits the Mississippi and Ohio rivers and the Great lakes, and is abundant in the Allegheny. From the lakes it ascends the streams in spring for the purpose of spawning. Dr Richardson states the northern limit of the sturgeon in North America to be about the 55th parallel of latitude.

Size. The lake sturgeon is smaller than the common marine sturgeon, the average adult being less than 5 feet in length. The average weight of 14,000 mature sturgeon-taken at Sandusky O. was about 50 pounds. It frequently reaches a length of 6 feet.

Habits. In the lakes the species, according to observations of James W. Milner, inhabits comparatively shoal waters.

The food of this sturgeon is made up chiefly of shellfish, including the genera *Limnaea*, *Melantho*, *Physa*, *Planorbis*, and *Valvata*. Eggs of fishes are also to be found in its stomach.

In Lake Erie the species spawns in June, for which purpose it ascends the rivers in large schools till stopped by obstructions

or insufficient depth of water. The breaching of the sturgeon is a well known habit. Instances are recorded of serious injury to persons by sturgeons throwing themselves into boats. The sturgeon will occasionally take a baited hook, but its great strength and unwieldiness make it an undesirable fish for the angler.

Large numbers of sturgeon have been destroyed by fishermen during the whitefish season simply on account of the annoyance caused by their presence in the nets. Now that the flesh is coming to be esteemed for smoking, and the demand for caviar made from their eggs has largely increased, the wanton waste of this fish has been checked. A troublesome parasite of the sturgeon is the lamprey eel (*Petromyzon concolor* Kirt.) which attaches itself to the skin presumably for the purpose of feeding on the mucus, which is exuded from the pores in great abundance, and remains fixed in one position so long as to penetrate to the flesh and produce a deep ulcerous sore.

The lake sturgeon was formerly not very much prized, but is rapidly growing in favor. The flesh is eaten in the fresh condition or after boiling in vinegar or curing by smoking. Smoked sturgeon is now considered almost if not quite equal to smoked halibut, and the demand for it is increasing. From the eggs of the sturgeon a good grade of caviar is produced. "The caviar is made by pressing the ova through sieves, leaving the membranes of the ovaries remaining in the sieve, and the eggs fall through into a tub. This is continued until the eggs are entirely free from particles of membrane, when they are put into salt pickle and allowed to remain for some time."

A large specimen now in the museum of Cornell University is reported as being from Cayuga lake. Seth Green informed Dr Meek that sturgeons had occasionally been taken in that lake; but, so far as he knew, they had never been found in any other of the small lakes of central New York.

H. V. Kipp of Montezuma N. Y. wrote Dr Meek as follows:

There have not been any sturgeons taken from Cayuga lake since 1880, but quite a number before that date, and the largest known weighed 35 pounds.

37 *Acipenser brevirostrum* LeSueur*Short-nosed Sturgeon*

- Acipenser brevirostrum* LE SUEUR, Trans. Am. Phil. Soc. I, 390, 1818; RYDER, Bull. U. S. F. C. VIII, 237, 1890; JORDAN & EVERMANN, Bull. 47, U. S. Nat. Mus. 106, 1896.
- Acipenser brevirostris* GÜNTHER, Cat. Fish. Brit. Mus. VIII, 341, 1870; JORDAN & GILBERT, Bull. 16, U. S. Nat. Mus. 87, 1883; SMITH, Bull. U. S. F. C. XVII, 90, 1898.

In the short-nosed sturgeon the snout is very blunt and only about one fourth to one third as long as the head. The four short barbels are a little nearer to the end of the snout than to the mouth, and do not reach to the mouth. The head is one fifth to two ninths as long as the total to the fork of the tail; the distance between the eyes slightly greater than length of snout and somewhat more than one third of length of head. The average number of bucklers in the dorsal series is 10 to 11; in the lateral series, 25; in the ventral row, seven to eight. No preanal scutes. The unarmored part of the skin, according to recent observations of Prof. John A. Ryder, is almost free from prickles and ossifications. D. 33; A. 19 to 22; V. 17 to 21; P. 30 to 31; C. 60, its lower lobe two fifths as long as the upper, measuring from the fork. The color of the skin of the upper parts is reddish brown; lower parts nearly white; peritoneum dark brown; viscera almost black.

This little-known sturgeon has not been generally recognized anywhere except in the Delaware and in Gravesend bay; only a few specimens have been obtained in the river, and it is rare in Gravesend bay. Prof. Ryder collected five examples at Delaware City in the spring of 1888 and has published a description of the species in the Bulletin of the U. S. Fish Commission for that year.

Size. The largest specimen known was 33 inches long; individuals 20 inches long are capable of reproducing the species.

Uses. At the present time the short-nosed sturgeon probably never comes into the markets, on account of its small size, which prevents its capture in the nets used for taking the common sturgeon. About 1817, however, it was brought in the shad season to Philadelphia and sold for 25c to 75c each.

Reproduction. Spawning takes place in the Delaware during May. The eggs are deposited in depths of 1 to 5 fathoms on hard bottom in brackish or nearly fresh water. Prof. Ryder states that the eggs are extruded by rubbing the belly either against hard places on the river bed or against the rough bodies of the males, two or more of which accompany each female. The gravid roe fish are larger than the males. Prof. Ryder found the ova more or less adhesive immediately after their removal from the abdomen, but the sticky mucous covering is soluble in water. The period of hatching varies from four to six days.

Food. Up to the third month of its life the young sturgeon has minute conical teeth in its jaws, and at this age it is believed to subsist on "rhizopods, unicellular algae, infusoria, minute larvae of insects and worms, crustaceans, etc." Still following the observations of Prof. Ryder, we learn that the sturgeon, when it has reached a length of 1 inch to 1½ inches, has minute teeth on the floor of the pharynx and feeds on small water fleas, and probably algae, worms, embryo fishes, insects and fresh-water copepods. Later in life the fish seeks larger crustaceans, and the adults occasionally contain fragments of mussel shells. The young fish have been caught under the ice in midwinter and are known to pass most of the year in fresh water.

A single small example of this sturgeon was brought to the New York aquarium from Gravesend bay May 13, 1896, and was alive and in good condition in November 1898.

Dr Smith records the occurrence of the species along with the common sturgeon at Woods Hole Mass., but says it is less numerous. It is captured in the traps.

Order RHOMBOGANOIDEA

Gar Pikes

Family LEPISOSTEIDAE

Gar Pikes

Genus LEPISOSTEUS Lacépède

Body elongate, subcylindric, covered with hard, rhomboid scales or plates which are imbricated in oblique series running downward and backward; both jaws more or less elon-

gate, spatulate or beaklike, the upper jaw projecting beyond the lower; premaxillary forming most of the margin of the upper jaw; maxillary transversely divided into several pieces; upper jaw with an outer series of small, sharp, even teeth, then a series of large teeth, some of the anterior teeth being usually movable; next a series of fine teeth, in one row in front, becoming a band behind. In some species the inner row of these teeth contains larger ones; next the vomerine teeth, also in a long band, and posteriorly a palatine band. These bands on the roof of the mouth are frequently somewhat confluent or irregular. In young specimens some of the palatine teeth are often enlarged, these sometimes forming regular series. Lower jaw with an outer series of small teeth, next a series of large teeth, next again a broad band of fine teeth on each side. Each of the large teeth fits into a depression in the opposite jaw. Pharyngeals with rasplike teeth; tongue toothless, short, broad, emarginate, free at tip; external bones of skull very hard and rugose; eyes small; nostrils near the end of the upper jaw; an accessory gill on the inner side of the opercle; pseudobranchiae present; no spiracles; gills four, a slit behind the fourth; branchiostegals three; gill membranes somewhat connected, free from the isthmus; gill rakers very short; air bladder cellular, lunglike, somewhat functional; fins with fulcrums; dorsal fin short, rather high, posterior, nearly opposite the anal, which is similar in form; tail heterocercal, in the young produced as a filament beyond the caudal fin; caudal convex; ventrals nearly midway between pectorals and anal; pectorals and ventrals moderate, few-rayed; stomach not caecal; pyloric appendages numerous; spiral valve of intestines rudimentary.

Fishes of the fresh waters of North America and China.
(After Jordan and Evermann)

38 *Lepisosteus osseus* Linnaeus

Gar Pike; Billfish

Esox osseus LINNAEUS, Syst. Nat. ed. X, 313, 1758; MITCHILL, Trans. Lit. & Phil. Soc. N. Y. I, 444, 1815; Am. Month. Mag. II, 321, 1818.
Lepisosteus bison DE KAY, N. Y. Fauna, Fishes, 271, pl. 43, fig. 139, 1842.

Lepisosteus osseus GÜNTHER, Cat. Fish. Brit. Mus. VIII, 1870; JORDAN & GILBERT, Bull. 16, U. S. Nat. Mus. 91, 1883.

Lepisosteus osseus JORDAN & EVERMANN, Bull. 47, U. S. Nat. Mus. 109, 1896.

The garpike has an elongate, subcylindric body. Its depth is contained about 12 times in the length without the caudal. The jaws are greatly produced, the upper being the longer. The length of the head is one third of the total without caudal. Teeth in the jaws rather fine, sharp and stiff; a single inner row of large teeth, and an outer row of small teeth on each side. The snout is more than twice as long as the rest of the head, its least width being from one fifteenth to one twentieth of its length. D. 7 to 8; A. 9; V. 6; P. 10. Scales 62 to 65.

Color greenish; the sides silvery and the belly whitish; numerous round, dark spots on the sides, most distinct posteriorly and most conspicuous in the young, becoming obscure with age. Very young individuals have a blackish lateral band. The fins are generally plain, but the vertical fins have numerous round dark spots.

The specimen described is no. 36098, U. S. National Museum. Its length is 24 inches.

This is the common long-nosed gar pike of the Great lakes, the Mississippi valley and the eastern states from Pennsylvania to South Carolina. It ranges south to Mexico and west to the plains. Additional names for the species are: billfish, swordfish, bony gar, bony pike, alligator, alligator gar, and buffalo fish. Prof. Cope recognizes two varieties of this gar in Pennsylvania. One of these abounds in the Susquehanna and the lower Delaware. He distinguishes it by its robust form, short face and gill covers and the roughened scales of the front part of the body. The other variety occurs in lakes and in the Allegheny river and is to be known by its slenderer face and gill covers, its smaller size, generally smooth scales and the absence of dark spots on the body and fins. It should be remembered, however, that the species is extremely variable in these particulars, and all of the names based on such characters have been generally discarded.

The garpike attains to a length of 5 to 6 feet, of which the head and snout usually form about one third. The body is comparatively slender, equaling about one twelfth of the entire length.

This species is more abundant in the Great lakes and large streams than in the small rivers. It is emphatically a fish of prey and extremely tenacious of life. It spawns in shoal water, or in the streams, in the late spring and early summer months. Occasionally taken from the northern end of Cayuga lake, but not so numerous as formerly.

The garpike is said to be nowhere used for food, because its flesh is tough and is believed to be unwholesome. I have seen it, however, with the bill cut off and the skin removed, offered for sale in the market at Washington D. C.

39 *Lepisosteus platostomus* Rafinesque

Short-nosed Gar

- Lepisosteus platostomus* RAFINESQUE, Ichth. Ohien. 72, 1820; KIRTLAND, Bost. Jour. Nat. Hist. IV, 20, 1844; JORDAN & EVERMANN, Bull. 47, U. S. Nat. Mus. 110, pl. XXII, fig. 49, 1896.
Lepisosteus platystomus GÜNTHER, Cat. Fish. Brit. Mus. VIII, 329, 1870; JORDAN & GILBERT, Bull. 16, U. S. Nat. Mus. 91, 1883.
Lepisosteus platyrhincus DE KAY, N. Y. Fauna, Fishes, 273, pl. 43, fig. 137, 1842.

The short-nosed garpike has an elongated body, its depth being contained seven and one half times in the length; the length of the head is less than one third of the length of body to base of tail; distance from eye to tip of snout greater than from eye to posterior edge of opercle; upper jaw slightly longer than the lower; both jaws with many long, sharp teeth. Dorsal and anal fins placed far back, near the tail; ventrals in middle of length. D. 8; A. 9. About 55 rows of scales between head and caudal. Fins all more or less black spotted. The specimen described, no. 3241, U. S. National Museum, from Cleveland O., is 12 inches long.

The short-nosed gar, because of its shorter snout, which even in young specimens does not much exceed the rest of the head in length, has been considered as representing a separate sub-genus, *Cylindrosteus* of Rafinesque.

This fish seldom exceeds 3 feet in length. Its habits are presumably the same as those of the long-nosed gar, and it is equally worthless for food. It may be readily distinguished from the long-nosed species by the shape of its snout and by its more robust form.

The short-nosed gar inhabits the Great lakes and the Ohio and Mississippi valleys. It is more abundant in the southern part of its habitat. It was not recorded from waters of New York by either Mitchill or De Kay.

Order CYCLOGANOIDEA

Bowfins

Family AMIIDAE

Bowfins

Genus *AMIA* Linnaeus

Body oblong, compressed behind, terete anteriorly; head subconical, anteriorly bluntish, slightly depressed, its superficial bones corrugated and very hard, scarcely covered by skin; snout short, rounded; lateral margins of upper jaw formed by the maxillaries, which are divided by a longitudinal suture; jaws nearly even in front; cleft of the mouth nearly horizontal, extending beyond the small eye; lower jaw broad, U-shaped, the rami well separated; between them a broad bony plate, with radiating striae, its posterior edge free; jaws each with an outer series of conical teeth, behind which in the lower is a band of rasplike teeth; bands of small teeth on the vomer and pterygoids; palatines with a series of larger, pointed teeth; premaxillaries not protractile; tongue thick, scarcely free at tip; nostrils well separated, the anterior with a short barbel; suborbital very narrow; a bony plate covering the cheek, similar to the plates on the top of the head; operculum with a broad dermal border; branchiostegals 10 to 12; no pseudobranchiae or opercular gill; no spiracle; gills four, a slit behind the fourth; gill membranes not connected, free from the isthmus; two peculiar, long, lanceolate, obliquely striate appendages on each side of the isthmus, projecting backward and covered by the branchiostegal rays,

the anterior wholly adnate to the isthmus, the posterior free behind; isthmus scaleless; gill rakers stoutish, very short; scales of moderate size, rather firm, cycloid, with a membranous border; lateral line present; dorsal fin long and low, nearly uniform; the posterior rays not much higher than the others; tail somewhat heterocercal (more so in the young), convex behind; no fulcrums; anal fin short and low; pectoral and ventral fins short and rounded, the ventrals nearer anal than pectorals; vertebrae amphicoelian or double concave, as usual among fishes, none of them specially modified; abdominal and caudal parts of the vertebral column subequal; air bladder cellular, bifid in front, lunglike, connected by a glottis with the pharynx, and capable of assisting in respiration; stomach with a blind sac; no pyloric caeca; no closed oviduct; intestine with a rudimentary spiral valve. Fresh waters of the United States. (After Jordan and Evermann)

40 *Amia calva* Linnaeus

Bowfin; Mudfish

Amia calva LINNAEUS, Syst. Nat. ed. XII, 500, 1766; GÜNTHER, Cat. Fish. Brit. Mus. VIII, 325, 1870; DE KAY, N. Y. Fauna, Fishes, 270, 1842; JORDAN & GILBERT, Bull. 16, U. S. Nat. Mus. 94, 1883; JORDAN & EVERMANN, Bull. 47, U. S. Nat. Mus. 113, 1896; DEAN, 4th Ann. Rep't, N. Y. Comm. Fish, Game, Forests, 246-56, pl. ♂ & ♀ and fig. I-VIII, 1899.

Amia occidentalis DE KAY, N. Y. Fauna, Fishes, 269, pl. XXXIX, fig. 125, 1842.

The mudfish has a well rounded, robust body; head more or less conical; top covered with hard bony plates; body entirely covered with cycloid scales. The mouth is large; maxilla extending far past eye. Depth of body equals three fourths of length of head and is contained slightly more than five times in length of body. Distance from tip of snout to origin of dorsal equals one third of the total length including tail, the dorsal fin beginning over the end of pectoral; length of dorsal base equal to twice length of head; anal base very short, nearly one third of length of head. Strong conical teeth in the jaws; in the lower jaw there is a band of finer teeth behind the outer row

of large ones. The vomer, palatine and pterygoid bones are finely toothed. A small barbel at anterior nostril. Lateral line continuous; through 62 scales. There are seven rows of scales between dorsal and lateral line and 11 or 12 from lateral line to ventral. D. 50; A. 10 or 11.

The color in life is dark olive, the sides with greenish reticulations, the belly whitish; round dark spots on the lower jaw and gular plate. The male has a roundish black spot with an orange border at the base of the caudal fin.

The bowfin has various common names, among them mudfish, dogfish, lawyer, grindle, and John-a-grindle. Its range is as extensive as its character is generally worthless. It is found in the Great lakes and tributary streams, in the Ohio and Mississippi valleys southward to Texas, and in eastern waters from Pennsylvania to Florida.

The female bowfin is larger than the male, reaching a length of 2 feet, while the male seldom exceeds 18 inches. The male is still further distinguished by the presence of a large black spot or spots, margined with orange or crimson, at the base of the tail fin. The female also has the caudal spot, but very faintly developed. The greatest recorded weight of this fish is 12 pounds.

Habits. This is one of the most voracious of all fishes. It feeds on all other fish of suitable size and also destroys other animals within reach. The capture of the bowfin by means of the trolling spoon has recently come into greatly increased favor with anglers because of the game qualities of the fish and its wonderful tenacity of life. The species has been known to live out of the water, exposed to the sunlight, 12 hours or more. The young may be kept in an aquarium or other receptacle without change of water for months. The spawning season of the bowfin is in May and June, and stagnant sloughs are favorite localities for this purpose. The eggs and young are protected by the parents, and the young remain in the pools after the falling waters cause the departure of the adults. Dr Estes, who has made the best observations on the reproduction of this

species, states that the little ones are protected in the mouth of the parent when suddenly alarmed. The jumping of the bowfin is one of its most characteristic habits. Dr Estes saw them turn complete somersaults while in the air.

The bowfin is not a food fish, its flesh being soft and unsavory; yet Dr Goode found them highly esteemed as a sweet morsel by the negroes of the south. The young are in great demand as bait for pike and pickerel, and both these and the adults are interesting for the aquarium because of their colors, the ease with which they endure captivity, the peculiarities of their anatomic structure and their affinities with extinct ganoids.

It is seldom taken near Ithaca and is not common at the northern end of Cayuga lake.

Series **TELEOSTEI**

Bony Fishes

Subclass **OSTARIOPHYSI**

Order **NEMATOGNATHI**

Catfishes

Family **SILURIDAE**

Catfishes

Genus **FELICHTHYS** Swainson

Body rather elongate, little compressed; head depressed, broad above; mouth large, the upper jaw the longer; teeth all villiform, those on the vomer and palatines forming a more or less perfectly crescent-shaped band; barbels four; maxillary barbels bandlike, very long; two short barbels on chin; nostrils close together, the posterior with a valve; nuchal region with a granulated, bony buckler; fontanelle large, well forward; gill membranes somewhat connected; dorsal fin short, in front of ventrals, with one sharp spine and seven rays; pectorals with a similar spine; pectoral spines, and sometimes dorsal spines also, ending in a long, striated, bandlike filament; anal fin emarginate, shorter than caudal part of vertebral column; adipose fin mod-

erate, free behind; caudal fin widely forked; ventral rays six. Species all marine; in tropical American waters.

41 *Felichthys marinus* (Mitchill)

Sea Catfish; Gaff Topsail

Silurus marinus MITCHILL, Trans. Lit. & Phil. Soc. N. Y. I, 433, 1815.

Galeichthys marinus DE KAY, N. Y. Fauna, Fishes, 178, pl. 37, fig. 118, 1842.

Zelurichthys marinus GÜNTHER, Cat. Fish. Brit. Mus. V, 178, 1864; JORDAN & GILBERT, Bull. 16, U. S. Nat. Mus. 111, 1883.

Felichthys marinus JORDAN & EVERMANN, Bull. 47, U. S. Nat. Mus. 118, pl. XXIII, fig. 52, 1896; SMITH, Bull. U. S. F. C. XVII, 90, 1898.

Body somewhat compressed, moderately elongate, its depth at dorsal origin two ninths of length to base of middle caudal rays; caudal peduncle slender, its least depth little more than one third of greatest depth of body; head short, snout rounded, length of head one fourth of total length to base of middle caudal rays; occipital buckler small, oblong, nearly uniform in breadth; band of palatine teeth nearly continuous, variable; maxillary barbel, pectoral fin and dorsal fin about equal in length; eye oblong, small, one fifth length of head; snout about one fourth of length of head; maxillary barbel reaches nearly to ventral origin; pectoral filament about to vent; dorsal, when laid back, almost to adipose fin; ventral origin slightly nearer tip of snout than base of middle caudal rays; caudal lobes unequal, the upper two sevenths of length to middle caudal rays, the lower as long as the head; adipose fin small, one third higher than wide, its length contained three and two thirds times in that of head; anal base one sixth total length to base of middle caudal rays, longest anal ray two and one third times in head; ventral one half as long as head. D. I, 7; A. 23 (16 developed); P. I, 12; V. I, 5; B. 6. Vertebrae 20 + 30. Color, glossy bluish above, silvery or milk white below.

The sea catfish is found from Cape Cod to Texas; common southward. Mitchill says it "is an exquisite fish for eating;" but the species is generally not valued for food. De Kay also was informed by persons who had eaten it that the fish has an exquisite flavor. He states that it is frequently abundant in

Communipaw creek, on the Jersey side of the harbor of New York. It swims frequently with its long dorsal above the surface, in the manner of sharks; and imitates those animals in voracity. Mitchill had a specimen 20 inches long.

At Woods Hole Mass., according to Dr Smith, the species is quite rare, and few have been seen recently; one was caught in a trap at Menemsha in 1886.

GENUS *HEXANEMATICTHYS* Bleeker

Body moderately elongate, subterete; head depressed, armed with a bony shield above, behind which projects an occipital shield; a smaller, crescent-shaped shield at the base of the dorsal spine; these shields usually exposed but sometimes covered by the skin; skull with a fontanel; mouth moderate, the upper jaw the longer; teeth villiform or granular, in a band in each jaw; teeth in one or two patches each on the vomer and palatines, the palatine patches without a backward projecting angle on the inner margin; palatine teeth fixed; barbels six (no nasal barbels), close together, the posterior with a valve; maxillary barbels short, terete; eyes with a more or less free orbital margin, the upper edge sometimes adnate; dorsal fin short, in front of the ventrals, with a sharp spine and about seven rays; adipose fin well developed, posteriorly free; caudal fin deeply forked; anal fin short; pectorals with spine; ventral rays six; skin smooth, naked, except on the occipital and nuchal regions, where it is usually confluent with the surface of the bony bucklers. Species marine.

42 *Hexanematichthys felis* (Linnaeus)

Sea Catfish

Silurus felis LINNEAUS, Syst. Nat. ed. XII, 503, 1766.

Arius milberti GÜNTHER, Cat. Fish. Brit. Mus. V, 155, 1864.

Arius equestris GÜNTHER, I. c. 173, 1864; BAIRD & GIRARD, Ichth. U. S. & Mex. Bound. 32, pl. 15, 1859.

Arius felis and *equestris* JORDAN & GILBERT, Bull. 16, U. S. Nat. Mus. 110, 1883.

Galeichthys felis SMITH, Bull. U. S. F. C. XVII, 90, 1898.

Hexanematichthys felis JORDAN & EVERMANN, Bull. 47, U. S. Nat. Mus. 47, 128, pl. XXIII, fig. 53, 1896.

Body tapering, elongate, terete, its depth at dorsal origin one fifth of length to base of middle caudal rays; caudal peduncle short, its least depth two fifths of greatest depth of body; head rather elongate, pointed, its length contained three and two thirds times in total to base of middle caudal rays; occipital process with a median keel, about one third of length of head, its tip convex; fontanel forming a narrow groove; top of head comparatively smooth; maxillary barbel three fourths as long as the head; longest mental barbel little more than one half of length of head; eye oblong, placed high, its length one half the length of snout, which is one third the length of head; dorsal origin somewhat behind middle of pectoral fin; dorsal base about equal to snout, highest ray slightly exceeds greatest depth of body; pectoral fin reaches about to below end of dorsal base; ventral origin midway between tip of snout and end of middle caudal rays, length of fin two and one third times in head. Distance from vent to anal origin equals longest anal ray. Length of anal base equals one half the length of head. Caudal lobes unequal, the upper one fourth longer than lower. D. I, 7; P. I, 6; A. 16 (13 developed); V. I, 5.

Color steel blue, sides and belly silvery, lower parts pale. Cape Cod to Texas; common southward along the sandy coast.

Cuvier and Valenciennes received a specimen from New York, forwarded by Milbert. Of its occurrence at Woods Hole Mass. Dr Smith made the following record: "Reported to have been common in spring in Vineyard sound many years ago, being often taken with cod; now (1898) very rare, and only occasionally observed since the fish commission station at Woods Hole was established. A specimen was taken in 1887, since which time none has been reported."

Genus *ICTALURUS* Rafinesque

Body slender, elongate, compressed posteriorly; head slender, conical; superoccipital bone or process prolonged backward, its emarginated apex receiving the acuminate anterior point of the second interspinal, thus forming a continuous bony bridge from

the head to the dorsal spine; mouth small, terminal, the upper jaw longer; teeth subulate, in a short band on each jaw; dorsal fin high, with one long spine and usually six rays; adipose fin over posterior part of anal; anal fin long, with 25 to 35 rays; ventral fins each with one simple and seven branched rays; pectoral fins each with a stout spine, retrorse serrate within, and about nine rays; caudal fin elongate, deeply forked, the lobes pointed, the upper the longer. Coloration pale or silvery, usually with dark spots on the sides. Fresh waters of North America, specially in river channels and ripples in large streams.

43 *Ictalurus punctatus* (Rafinesque)

Channel Cat; Spotted Cat

Silurus punctatus RAFINESQUE, Am. Month. Mag. 359, Sept. 1818, *vide* Jordan.

Ictalurus punctatus JORDAN, Bull. Buffalo Soc. Nat. Hist. 95, 1876; Man. Vert. 300, 1876; JORDAN & GILBERT, Bull. 16, U. S. Nat. Mus. 108, 1883; JORDAN & EVERMANN, Bull. 47, U. S. Nat. Mus. 134, pl. XXV, fig. 58, 1896.

Amiurus cauda-furcatus GÜNTHER, Cat. Fish. Brit. Mus. V, 102. 1864.

The body of the spotted catfish is rather long and slender, the depth contained five times in the length without caudal and equal to the length of the dorsal spine. The head is moderate, convex above, its length being slightly less than one fourth the total length. The maxillary barbels are very long, longer than head; eye moderate, five and one half in head; pectoral spine two thirds of length of head; humeral process long and slender, one half the length of pectoral spine; adipose fin well developed; caudal deeply forked. The least depth of the caudal peduncle equals one half the depth of body at last dorsal ray. D. I, 6; A. 24; V. I, 8.

This species is variously styled the channel cat, white cat, silver cat, blue cat and spotted cat. It is found over a vast extent of country comprising the Mississippi and Ohio valleys and the Great lakes region. In the eastern states it is absent from streams tributary to the Atlantic, but occurs from Vermont southward to Georgia, westward to Montana and southwestward to Mexico. In Pennsylvania it is limited to the Ohio and its affluents.

The adults of this species are bluish silvery, and the young are spotted with olive. It is one of the handsomest of the family of catfishes and an excellent food fish. The spotted cat grows to a length of 3 feet and a weight of 25 pounds. It is extremely variable in color and in number of fin rays, and has, consequently, been described under more than 20 different names. It is most abundant in large clear streams. This species is less hardy than most of the other catfishes.

Genus *AMEIURUS* Rafinesque

Body moderately elongated, robust anteriorly, the caudal peduncle much compressed; head large, wide, obtuse; superoccipital extended backward, terminating in a more or less acute point, which is entirely separate from the second interspinal buckler; skin covering the bones thick; eyes rather small; mouth large, the upper jaw usually the longer; teeth in broad bands on the premaxillaries and mandibles; band of upper jaw convex in front, of equal breadth, and without backward prolongation at the angle; dorsal over the space between pectorals and ventrals, higher than long, with a sharp spine and about six branched rays; adipose fin short, inserted over the posterior half of the anal; anal fin usually short, with 20 or 21 rays, but varying from 15 to 35 if certain fork-tailed species really belong to the genus; caudal fin short, truncate in typical species, more or less forked in forms approaching *Ictalurus*; ventrals with one simple and seven branched rays; pectoral fins each with a stout spine, which is commonly retrorse serrate behind; lateral line usually incomplete; species numerous in nearly all fresh waters of the eastern United States.

44 *Ameiurus lacustris* (Walbaum)

Lake Catfish

Gadus lacustris WALBAUM, Artedi, Gen. Pisc. 144, 1792.

Amiurus borealis GÜNTHER, Cat. Fish. Brit. Mus. V, 100, 1864.

Ictalurus lacustris JORDAN & GILBERT, Bull. 16, U. S. Nat. Mus. 108, 1883.

Ictalurus nigricans JORDAN & GILBERT, Bull. 16, U. S. Nat. Mus. 882, 1883.

Pimelodus nigricans DE KAY, N. Y. Fauna, Fishes, 180, pl. 62, fig. 170, 1842.

Ameiurus lacustris JORDAN & EVERMANN, Bull. 47, U. S. Nat. Mus. 137,

1896.

The great catfish has a stout body, a broad and much depressed head and a wide mouth. The depth of the body is contained five times in total length, without caudal; the head equals more than one fourth of this length. Maxillary barbel as long as anal base, almost as long as the head; eye rather small; dorsal base short, one half the height of fin; adipose fin well developed; caudal not deeply forked; pectoral spine as long as dorsal spine, one half the length of head; least depth of caudal peduncle less than one half the greatest depth of body. D. I, 5 to 6; A. 25; V. I, 8.

This is the great fork-tailed cat, Mississippi cat, Florida cat, flannel-mouth cat and great blue cat of various writers. It is also called mud cat in the St Johns river, Fla. The species is highly variable, as we should suppose from its wide distribution.

In 1879 Prof. Spencer F. Baird received from Dr Steedman of St Louis a Mississippi river catfish weighing 150 pounds and measuring 5 feet in length. The writer described this fish as a new species related to the great black catfish of the Mississippi valley, *Amiurus nigricans*. At the present time it is somewhat doubtful whether or not this is merely an overgrown individual of the species under consideration, and the matter must remain in doubt till smaller examples of *Amiurus ponderosus* have been obtained.

The great fork-tailed cat is a native of the Great lakes and the Ohio and Mississippi valleys, and in the southern states its range extends southward to Florida; northward it ranges to Ontario.

This catfish reaches a weight of 100 pounds or more, and, if it include the giant form above referred to, we may place the maximum weight at more than 150 pounds. Dr Steedman was informed by an old fisherman that the heaviest one he had ever seen weighed 198 pounds, but it is doubtful that such large individuals are to be taken at the present time. In Lake Erie this species usually weighs from 5 to 15 pounds, and the largest specimens reach 40 pounds.

The habits of this fish are presumably about the same as those of other species of the family. On account of the great size of the fish it naturally prefers lakes and large rivers. It is a bottom feeder and will take almost any kind of bait. This species is wonderfully tenacious of life. It spawns in the spring and protects its young, which follow the parent fish in great schools. Dr Theodore Gill has reviewed in *Forest and Stream* the subject of the catfishes' care of their young.

This is a valued food species, though not a choice fish. In Lake Erie, according to the *Review of the Fisheries of the Great Lakes* recently published by the U. S. Fish Commission, the catfish rank next to whitefish in number of pounds taken.

In Lake Erie catfish are taken chiefly by means of set lines, and the fishing is best during the months of June, July and August. The method of fishing is thus described in the review just referred to. "The apparatus consists of from 200 to 400 hooks attached by short lines to a main line, which is from 5 to 27 fathoms long, according to the place in which set, and is held in place by poles or stakes pushed into the mud. The lines are usually set in the lake, but occasionally short ones are fished in the bays and marshes. Catfish are taken with a bait of herring, *Coregonus artedi*, or grasshoppers, and are mostly used in the families of the fishermen and their neighbors or sold to peddlers. . . The size of the catfish ranges from 5 to 25 pounds, averaging 8 or 10 pounds." In some parts of Lake Erie the set line fishery for catfish begins April 15. Some of these lines have as many as 2000 hooks. In Toledo these fish bring 4½c a pound. The pound nets also take a good many catfish in the spring and fall. Erie receives its supply of catfish from fishermen who operate in the lake from Erie to Elk Creek with set lines during the summer months. De Kay had the species from Buffalo, where he saw specimens weighing from 25 to 30 pounds, and heard of individuals weighing 80 pounds. He states that it is usually captured by the spear.

45 *Ameiurus natalis* (Le Sueur)*Yellow Cat*

Pimelodus natalis LE SUEUR, Mém. Mus. d'Hist. Nat. V, 154, 1819.

Pimelodus cupreus DE KAY, N. Y. Fauna, Fishes, 187, 1842. (name only)

Amiurus natalis GÜNTHER, Cat. Fish. Brit. Mus. V, 101, 1864; JORDAN & GILBERT, Bull. 16, U. S. Nat. Mus. 105, 1883.

Ameiurus natalis JORDAN & EVERMANN, Bull. 47, U. S. Nat. Mus. 139, 1896.

The yellow catfish is robust, and has a rather broad head. The mouth is wide, with the upper jaw usually longer than the lower, sometimes equal. The dorsal profile gradually ascends from the snout to the dorsal spine. The depth of the body at dorsal spine is contained four and two third times in the total length to base of tail. The length of the head is contained three and two third times in the body length, and equals length of anal base. Eye moderate; maxillary barbel reaching end of head; humeral shield little developed; dorsal and pectoral spines strong, shorter than soft rays; height of dorsal equal to twice the length of its base; adipose fin long as in *N o t u r u s*, opposite to and longer than anal; caudal rounded. D. I, 6; A. 24; V. I., 8.

The yellow cat, or chubby cat, is found from the Great lakes to Virginia and Texas. It has many varieties; three of which are mentioned by Prof. Cope as occurring in Pennsylvania, two of them in the Ohio river and its tributaries and the third in Lake Erie. The species is not credited to the region east of the Alleghanies. Dr Meek saw only a single specimen from Cayuga lake.

The length of the yellow cat sometimes reaches 2 feet but averages much less.

Nothing special is recorded about the habits of this species. It is most abundant in sluggish streams.

46 *Ameiurus vulgaris* (Thompson)*Long-jawed Catfish*

Pimelodus vulgaris THOMPSON, Hist. Vermont, 138, 1842.

Amiurus vulgaris NELSON, Bull. Ills. Mus. Nat. Hist. 50, 1876; JORDAN & GILBERT, Bull. 16, U. S. Nat. Mus. 105, 1883.

Amiurus dekayi JORDAN, Man. Vert. 302, 1876; GOODE, Fish. & Fish. Ind. U. S. I, pl. 234, 1884; BEAN, Fishes Penna. 15, pl. 18, fig. 24.

Ameiurus vulgaris JORDAN & EVERMANN, Bull. 47, U. S. Nat. Mus. 140, 1896.

This catfish has a stout body; its depth is one fourth of the total length without caudal. The head is contained about three and three fourth times in this length. Eye very small; mouth large; jaws equal or sometimes lower jaw projecting; barbels long; maxillary barbel as long as head. The length of the dorsal base is less than one half that of the anal, while its height is five sixths of the same length; adipose fin well developed. The pectoral spine is stout and about two thirds as long as the fin. Caudal square; anal rounded; least depth of caudal contained two and one third times in greatest depth of body. D. I, 6; A. 18 (20); V. I, 8.

The long-jawed catfish is found in the Great lakes region and westward to Manitoba. It is believed to be very nearly related to the common catfish, *A. nebulosus*, but its projecting lower jaw will serve to distinguish it. This character, however, we know by experience is not so satisfactory as it might be.

The species reaches the length of 18 inches and the weight of 4 pounds. It is occasionally taken in the Ohio river, but is more abundant in Lake Erie. Jordan and Evermann state its range to be from Vermont to Minnesota and Illinois, chiefly northward. The U. S. National Museum has it from Manitoba. Dr Meek found a single specimen which was caught near Ithaca among more than 100 of the common bullheads. It seems to be rare in that basin. Thompson, who described the fish, had specimens from Lake Champlain. The long-jawed catfish is similar in all respects except its projecting lower jaw to the common catfish, *A. nebulosus*, and may be found identical with it.

47 *Ameiurus catus* (Linnaeus)

White Cat; Channel Cat

Silurus catus LINNAEUS, Syst. Nat. ed. X, 305, 1758.

Pimelodus atrarius DE KAY, N. Y. Fauna, Fishes, 185, pl. 36, fig. 116, 1842.

Ictalurus albidus JORDAN & GILBERT, Bull. 16, U. S. Nat. Mus. 107, 1883.

Ictalurus lophius JORDAN & GILBERT, l. c. 107, 1883.

Amiurus albidus JORDAN, Bull. 10, U. S. Nat. Mus. 84, 1877, figs. 15 & 16, 1877; BEAN, Fishes Penna. 14, pl. 18, fig. 23, 1893.

Ameiurus catus JORDAN & EVERMANN, Bull. 47, U. S. Nat. Mus. 138, 1896.

The body is stout, its depth equal to length of head, and contained four times in the total length to base of caudal fin. The maxillary barbels reach posterior end of head; mandibular barbels shorter; humeral process, above pectoral, half length of pectoral spine, very rough; dorsal fin short, inserted nearly midway between tip of snout and adipose dorsal; adipose fin well developed; caudal fin slightly forked, the upper lobe longer; anal fin long, one fifth to one fourth of total length to base of caudal. D. I, 6; A. 19 to 22. Pale olive bluish, silvery below without dark spots, but sometimes with mottlings or blotches. New York to Texas, in coastwise streams and swamps. Introduced into California and now abundant there.

This is the white cat or channel cat, in Philadelphia distinguished as the Schuylkill cat. The channel cat is one of the most abundant of its family in the Potomac river. It is abundant in the Susquehanna and common in the Schuylkill.

This species reaches a length of 2 feet and a weight of 5 pounds. It is extremely variable with age. Old examples have the mouth so much wider than it is in the young that they have been described as a distinct species. The big-mouthed cat of Cope is now considered to be the old form of the white cat. The habits of this species agree with those of other species already mentioned. The name channel cat suggests a favorite haunt of the fish.

As a food fish it is highly prized.

Eugene Smith¹ says this catfish occurs in all the larger streams subject to the tide in the vicinity of New York city. The caudal is furcate. The anal has 20 or more rays.

It is frequently caught on set lines with liver or killy bait and bites best at night. The flesh is much better flavored than that of *A. nebulosus*.

¹Linn. Soc. N. Y. Proc. 1897. no. 9, p. 11.

48 *Ameiurus nebulosus* (Le Sueur)*Horned Pout; Bullhead*

Pimelodus nebulosus LE SUEUR, Mém. Mus. d'Hist. Nat. V, 149, 1819.

Pimelodus catus DE KAY, N. Y. Fauna, Fishes, 182, pl. 37, fig. 119, 1842.

Amiurus catus JORDAN & GILBERT, Bull. 16, U. S. Nat. Mus. 104, 1883.

Silurus catus MITCHILL, Trans. Lit. & Phil. Soc. N. Y. I, 433, 1815. (not

Silurus catus Linnaeus)

Amiurus nebulosus BEAN, Fishes Penna. 16, pl. 19, fig. 25, 1893.

Ameiurus nebulosus JORDAN & EVERMANN, Bull. 47, U. S. Nat. Mus. 140, 1896.

The common catfish has a very stout body, broad head and a short stout caudal peduncle. The depth of body about equals length of head, and is contained from three and one half to four and one half times in the length. Barbels eight; maxillary barbels as long as head; dorsal profile from tip of snout to dorsal fin straight and rather steep; mouth wide and terminal; teeth awl-shaped, in broad bands on the intermaxillaries and dentaries; dorsal situated in front of middle of body; short and high; adipose fin stout; anal large, its base equaling length of head; caudal square or slightly emarginate. D. I, 6; A. 20-22; P. I, 6.

This is known as the common catfish, bullhead, hornpout, bullpout, and minister.

This species has a wider distribution than the white cat, its range including New England and extending southward to South Carolina, west to Wisconsin and southwest to Texas. It has also been transferred from the Schuylkill to the Sacramento and San Joaquin rivers, Cal. where it has multiplied so rapidly that it is now one of the most common fishes of those streams. This is the most abundant catfish in Lake Erie and its tributaries.

The species reaches a maximum length of 18 inches and a weight of 4 pounds, but the average size of market specimens is much smaller. In the lower waters of the Susquehanna color varieties of this species are not uncommon. One of them appears to be the same as the *Amiurus marmoratus* of Holbrook; this supposed color variety is found also from Illinois to Florida. The lower Susquehanna has furnished also some singularly colored examples of this fish, distinguished by

large areas of jet black combined with lemon and white. These freaks are among the most interesting and beautiful observed in this family of fishes.

From Jordan's *Manual of the Vertebrates* I quote Thoreau's account of the habits of this species:

The horned pout are "dull and blundering fellows," fond of the mud, and growing best in weedy ponds and rivers without current. They stay near the bottom, moving slowly about with their barbels widely spread, watching for anything eatable. They will take any kind of bait, from an angleworm to a piece of a tin tomato can, without coquetry, and they seldom fail to swallow the hook. They are very tenacious of life, "opening and shutting their mouths for half an hour after their heads have been cut off." They spawn in spring, and the old fishes lead the young in great schools near the shore, seemingly caring for them as the hen for her chickens.

The species was obtained in Swan river at Patchogue N. Y. Aug. 12, 1898. Young were seined in Bronx river in August. Larger individuals were sent from Canandaigua lake and Saranac lake in November. Several albinos were obtained from the Hackensack meadows, N. J., in August 1897. In three months they grew from 3 inches to 6 inches in length. In captivity the fish feed freely on chopped hard clams and earthworms and, occasionally, liver.

The following notes are from Eugene Smith, in Proc. Linn. Soc. N. Y. 1897, p. 11-12.

Very variable in color, from dark blackish and olive to brown and yellowish above, becoming lighter below, and often clouded on the sides. Those from tidal or running water are lighter colored than those from stagnant places or ponds.

The largest specimen found by me in the near vicinity of New York measured $13\frac{1}{2}$ inches in length and weighed 1 pound 2 ounces.

At the end of the third year this fish is perhaps fully matured. The ripe eggs are of the size of large pin heads and are of an orange color; the very young fishes look like little black toad tadpoles. The spines are strongly developed at an early age. The old fish accompanies the brood for a certain time, always swimming around the swarm of young in order to keep them together. When alarmed the parent dashes off, followed by the whole swarm.

Dr Meek found the species very abundant throughout the entire Cayuga lake basin. Dr Evermann and Barton A. Bean obtained the following specimens in the St Lawrence river basin in 1894.

1, St Lawrence river, Cape Vincent N. Y. June 21.

3, Racket river, Norfolk N. Y. July 18.

Dr Evermann also collected specimens at the following localities of the Lake Ontario region in 1894.

Stony creek, Henderson Harbor, July 3, 4

Black river, Huntingtonville, July 5

Mud creek, Cape Vincent, June 25

Mouth Salmon river, July 25

Chaumont river, July 10

Creek, Pultneyville, Aug. 7

Mouth Little Salmon creek, July 25

Sandy creek, North Hamlin, Aug. 20

Long pond, near Charlotte, Aug. 17

Stony Island, July 2, 3

Lakeview hotel, 7 m. n. e. of Oswego, July 17

Marsh creek, Pointbreeze, Aug. 21

49 *Ameiurus nebulosus marmoratus* (Holbrook)

Marbled Cat

Pimelodus marmoratus HOLBROOK, Jour. Ac. Nat. Sci. Phila. 54, 1855.

Amiurus marmoratus JORDAN & GILBERT, Bull. 16, U. S. Nat. Mus. 104, 1883.

Ameiurus nebulosus marmoratus JORDAN & EVERMANN, Bull. 47, U. S. Nat. Mus. 141, 1896.

Body moderately elongate, its depth about one fourth total length to caudal base; slope of profile very steep; jaws equal or subequal; dorsal fin high, its spine more than one half as long as head, and nearer to adipose fin than to tip of snout; head long, three and one fourth times in total length to caudal base; barbels long; anal rays 21; body much mottled with brown, greenish and whitish. Lowland streams and swamps from New York to southern Indiana and Florida. The type of the *marmoratus* of Holbrook was from South Carolina.

50 *Ameiurus melas* (Rafinesque)*Black Bullhead; Brown Catfish*

- Silurus melas* RAFINESQUE, Quart. Jour. Sci. Lit. Arts. Lond. 51, 1820.
Pimelodus pullus DE KAY, N. Y. Fauna, Fishes, 184, pl. XXXVII, fig. 117, 1842.
Amiurus pullus GILL, Proc. Bost. Soc. Nat. Hist. 44, 1862; JORDAN, Bull. 10, U. S. Nat. Mus. 93, figs. 46, 47, 1877; GOODE, Fish. & Fish. Ind. U. S. I, pl. 233, fig. 1, 1884; BEAN, Fishes Penna. 16, 1893.
Ameiurus melas JORDAN & EVERMANN, Bull. 47, U. S. Nat. Mus. 141, 1896.

The body of the black bullhead is stout, short and deep. Its depth is contained about three and one half times in its length to tail; in very deep examples but three and one fifth times. The length of the head is contained three and one half times in this length. The head is broad, the dorsal profile straight and rather steep from tip of snout to dorsal fin; eye rather small; barbels long; caudal peduncle stout. Dorsal I, 6; the spine strong and sharply pointed. The height of the dorsal fin equals one half the length of head. The anal has 18 rays; its base is two and one half times as long as dorsal base. The pectoral fin has one sharp spine and seven rays. Tail truncate; adipose fin well developed; teeth very fine, awl-shaped and in broad bands. Its color is usually blackish or dusky brown, approaching to black, while the lower parts are bluish white. The fins are black, tinged with red, and the barbels are black. The color is subject to considerable variation. The black bullhead reaches the length of 1 foot. It is found in the Great lakes region and in the Mississippi valley, westward to Kansas and southward to Texas.

This species was known to De Kay as the brown catfish. His specimens were from Lake Pleasant and Lake Janet, N. Y.; and he states that it is also very common in many other lakes of northern New York, where its principal use is to serve as bait for the lake trout. Dr Jordan had it from the Genesee river. Dr Evermann obtained a specimen in Mill creek at Sacketts Harbor N. Y. July 2, 1894, and doubtfully referred to this species a young individual collected in Sandy creek, at North Hamlin N. Y. Aug. 20, 1894.

GENUS *NOTURUS* Rafinesque

Body moderately elongate, robust except in caudal part, which is much compressed; head flat and broad; mouth terminal, broad; teeth in broad villiform bands on premaxillaries and dentaries; teeth of upper jaw prolonged backward into an elongate, triangular extension; adipose fin adnate to the back; a poison gland at the base of the pectoral spine. Represented by a single species inhabiting rivers and channels.

51 *Noturus flavus* Rafinesque*Stone Cat*

Noturus flavus RAFINESQUE, Ichth. Ohien. 68, 1820; STORER, Syn. Fish. N. A. 154, 1846; JORDAN & GILBERT, Bull. 16, U. S. Nat. Mus. 100, 1883; GÜNTHER, Cat. Fish. Brit. Mus. V, 104, 1864; BEAN, Fishes Penna. 18, 1893; JORDAN & EVERMANN, Bull. 47, U. S. Nat. Mus. 144, 1896, pl. XXVII, fig. 63, 1900.

Pimelodus flavus DE KAY, N. Y. Fauna, Fishes, 187, 1842 (after Kirtland).

The stonecat has a moderately elongate body, whose greatest depth and width are nearly equal; the tail is much compressed, and the head flat and broad. The greatest depth of the body is nearly one fifth of the total length without the caudal; the least depth of the caudal peduncle equals nearly one half the length of head. The mouth is terminal, horizontal, its width equal to postorbital part of head and to length of maxillary barbel; longer barbel on chin not quite one half as long as the head. Nasal barbel when laid back reaches end of eye. The width of the band of teeth in the upper jaw equals one third the length of head; the backward prolongation is little longer than the eye. The distance between the eyes equals length of snout and eye. The snout is one half as long as the postorbital part of the head. The dorsal origin is at a distance from tip of snout nearly equal to one third of the total length without caudal. The dorsal base is one half as long as the head. The spine is very sharp and as long as the snout. The longest ray is nearly one half as long as the head. The ventral origin is not far behind the end of the dorsal base; the fin reaches a little beyond the vent, but not to the anal origin. The pectoral reaches to below the third dorsal ray, its spine about two fifths as long

as the head. The anal origin is a little nearer to base of caudal than to origin of pectoral; the base is as long as the head without the snout, one fifth of total to base of caudal, and the longest ray equals one half the length of head. The very low adipose dorsal begins over the anal origin and continues into the caudal; in older specimens it is deeply notched. The caudal is rounded. D. I, 6; A. 16; V. 9; P. I, 9. Length of the specimen described (no. 35877, U. S. national museum), $6\frac{1}{4}$ inches. In spirits the upper parts are grayish brown, and the lower surface of head and body pale. In life the fish is nearly uniform yellowish brown.

The stonecat is found from Ontario, throughout the Great lakes region, south to Virginia and Texas, west to Montana and Wyoming. It inhabits the larger streams. Dr Evermann obtained two specimens at Nine Mile point, in the Lake Ontario region, June 11, 1893.

The species has very little value as food on account of its small size. It seldom exceeds 12 inches in length, but it is a very good bait for black bass. The stonecats are much dreaded by fishermen because of the painful wounds sometimes produced by their pectoral spines. There is a minute pore in the axil of the pectoral, which is the outlet of a noxious liquid secreted by a poison gland. When this poison is discharged into a wound, it causes an extremely painful sore.

Genus SCHILBEODES Bleeker

Body moderately elongate, rounded anteriorly, compressed posteriorly; head flat; skin very thick, concealing bones of head; superoccipital not joined to the head of the second interspinal; mouth large, anterior, the upper jaw somewhat the longer; awl-shaped teeth in broad bands in the jaws, the band in the upper jaw abruptly truncate at each end and not prolonged into a backward extension as in *Leptops* and *Noturus*; branchiostegals nine; dorsal fin nearer to ventrals than to pectorals, with a short spine and seven rays; adipose fin long and low, adnate to the body and continuous with the caudal fin, the adipose membrane sometimes high and continuous, sometimes

emarginate; caudal fin very obliquely truncated or rounded, its base also obliquely rounded; many rudimentary rays both above and below the caudal peduncle; anal fin short with 12 to 23 rays; ventrals rounded; pectoral fins with a sharp spine of varying form; vent well in front of anal fin; lateral line complete. A poison gland opening by an orifice in the axil of the pectoral, so that wounds made by the pectoral spines are very painful. Size small. Fresh waters of the eastern United States among rocks and weeds, specially in small brooks. (After Jordan and Evermann)

52 *Schilbeodes gyrinus* (Mitchill)

Stone Cat

Silurus gyrinus MITCHILL, Amer. Month. Mag. II, 322, March, 1818 (Wallkill River, N. Y.); DE KAY, N. Y. Fauna, Fishes, 186, 1842 (generic distinction recognized).

Noturus gyrinus RAFINESQUE, Journ. de Physique, 421, 1819; Ichth. Ohien. 68, 1820; JORDAN, Man. Vert. 303, 1876, Bull. 10, U. S. Nat. Mus. 102, figs. 66, 67, 1877; JORDAN & GILBERT, Bull. 16, U. S. Nat. Mus. 98, 1883; BEAN, Fishes Penna. 20, 1893.

Schilbeodes gyrinus BLEEKER, Act. Soc. Sc. Indo-Nederl, IV, 258, 1858, *vide* GÜNTHER, Cat. Fish. Brit. Mus. V, 104, 1864; JORDAN & EVERMANN, Bull. 47, U. S. Nat. Mus. 146, 1896.

The tadpole stonecat has a short and stout body, sloping rapidly downward from the dorsal origin to the tip of the snout; its greatest depth contained four and one third times in total length without caudal; its width contained four and one half times. The head is short, broad and depressed, its width nearly equal to its length, which is one fourth of the total without caudal. The width of the mouth equals two thirds the length of the head; the jaws nearly equal. The width of the maxillary band of teeth equals one third of length of head; there are no lateral backward extensions. The snout is short, two sevenths as long as the head. The eye is small, one seventh as long as the head. The maxillary barbel reaches to the base of the pectoral; the outer mandibular barbel is slightly longer. The nasal barbel is one half as long as the head. The distance of the dorsal from the tip of snout equals that from origin of ventral to end of anal. The base is as long as the snout and eye combined; the spine is one third as long as the head, and the

longest ray equals length of postorbital part of head. The low adipose fin begins over the anal origin and is continuous with the caudal. The ventral origin is under the end of the dorsal base, the fin does not reach to anal origin. The pectoral reaches to below the middle of the dorsal. The anal base is one fifth of total length without caudal; the longest ray equals postorbital part of head. The caudal is rounded. The pectoral spine is one half as long as the head. The humeral process is one third as long as the head. D. I, 6; A. 13-15; P. I, 8. Color in spirits dark brown; the belly and under surface of head paler.

The specimens described (no. 1508, U. S. National Museum) are from $3\frac{1}{2}$ to 4 inches long.

The general color is brownish, without blotches. Jordan in the *Manual* says that it has a black lateral streak, sometimes with two other streaks above this. I have found none with this feature; it is the lateral line itself which looks darker in color.

The eyes are small, beadlike and at night glisten like adamant, indicating a more nocturnal habit. These fishes are called stone-catfishes, but they prefer still, muddy water. In the aquarium it is even more hardy than the common catfish and often lies on its side for hours as if dead, or remains suspended in the water in various odd positions. (After Eugene Smith)¹

Dr Meek had no knowledge of the occurrence of this species near Ithaca. The museum of Cornell University has a few specimens from the lake, but without definite locality. Dr Meek and Mr Harris took several examples from a small stream near Montezuma. Dr Evermann secured a specimen in Mill creek, at Sacketts Harbor N. Y. July 2, 1841; one in Long pond, at Charlotte N. Y. Aug. 17; and one in Guffon creek, at Chaumont N. Y. July 7 of the same year. In general it ranges in the Great lakes region, through the Mississippi and Ohio valleys, and in New York, Pennsylvania and New Jersey. Its length does not exceed 5 inches. The species is too small to be of any value except for bait, and on account of its tenacity of life it is greatly in demand for hook and line fishing, specially in the capture of the black bass, for which it is one of the best baits known.

¹Linn. Soc. N. Y. Proc. 1897. no. 9, p. 12-13.

53 *Schilbeodes insignis* (Richardson)*Margined Stone Cat*

Pimelodus insigne RICHARDSON, Fauna Bor.-Amer. III, 132, 1836 (name only, based upon the *Pimelode livrée* LE SUEUR, Mém. Mus. d'Hist. Nat. V, 155), 1819.

Noturus lemniscatus GÜNTHER, Cat. Fish. Brit. Mus. V, 104, 1864; JORDAN, Man. Vert. 303, 1876.

Noturus insignis JORDAN & GILBERT, Bull. 16, U. S. Nat. Mus. 100, 1883; BEAN, Fishes, Penna. 19, pl. 19, fig. 26, 1893.

Schilbeodes insignis JORDAN & EVERMANN, Bull. 47, U. S. Nat. Mus. 147, 1896, pl. XXVIII, fig. 66, 1900.

The margined stone cat has a moderately elongate and low body, its width greater than its depth, and the least depth of the caudal peduncle about three fourths the greatest depth of body. The head is rather long and depressed, one fourth of total without caudal, the snout short and rounded. The eye is small, its length one half the width of interorbital space and little more than one half the length of snout. The lower jaw is slightly shorter than the upper; the width of the mouth equals postorbital part of head. The width of the maxillary band of teeth equals one third the length of head; there is no extension backward. The maxillary barbel reaches nearly to the end of the head. Six short gill rakers below the angle of the first gill arch. The dorsal origin is about over the middle of the space between the pectoral and ventral origins; the length of the dorsal base equals the distance between the eyes, and also the length of its spine. The longest ray is half as long as the head. The ventral reaches beyond the vent and almost to the anal origin, its length half the head. The pectoral does not reach to the ventral origin, its spine half as long as the head, rough along its front edge and coarsely serrate behind. The adipose fin is little developed; it begins over the anal origin and is continuous with the caudal. The anal origin is nearly midway between the pectoral origin and the base of the caudal; the base is scarcely two ninths of total length without caudal; the posterior and longest rays are scarcely one half as long as the head. The caudal is rounded. D. I, 7; A. 17; V. 10; P. I, 9. In spirits the upper parts are dark brown, the belly and under

surface of head pale. The fins all have a narrow dark margin. The specimen described (no. 18015 U. S. National Museum) is $4\frac{1}{2}$ inches long.

This species, like the others of its genus, is called stone cat, and it is very common in the Susquehanna, where it is highly prized as a live bait for black bass fishing. The species occurs also in the Delaware, but for some reason or other is not so attractive to the black bass as the Susquehanna river race. It grows to the length of 10 inches.

The species ranges from New York to South Carolina, east of the Alleghenies.

The dorsal and caudal fins sometimes have a well defined black margin, from which originated the later name, *Noturus marginatus*. This is the *Pimelodus livrée* of Cuvier and Valenciennes and the *P. lemniscatus* of Le Sueur. Cuvier and Valenciennes make the following concluding remarks about the species: "The species is probably viviparous, for the eggs are very large, and contain a well developed embryo. The ovary contains many eggs of which the diameter exceeds 2 lines, and moreover they are taken from a small animal, for our example is 3 inches long."

54 *Schilbeodes miurus* (Jordan)

Variiegated Stone Cat

Noturus miurus JORDAN, Ann. Lyc. Nat. Hist. N. Y. 371, 1877, Bull. 10, U. S. Nat. Mus. 100, figs. 60, 61, 1877; JORDAN & GILBERT, Bull. 16, U. S. Nat. Mus. 99, 1883.

Schilbeodes miurus JORDAN & EVERMANN, Bull. 47, U. S. Nat. Mus. 148, 1896, pl. XXIX, fig. 68, 1900.

Body rather stout, subterete, its greatest depth contained from four and one half to five and one half times in total length without caudal; least depth of caudal peduncle three fifths of greatest depth of body. Head one fourth of total length without caudal; eye one fifth the length of head, snout about two sevenths; maxillary barbels reach beyond end of head; mandibulary barbel three fifths as long as the head; lower jaw included. Dorsal origin over middle of pectoral, slightly nearer to anal than to tip of snout, the dorsal base one half as long as

the head; adipose fin with a deep notch but connected with the caudal, its length about equal to head; caudal rounded, its middle rays four fifths as long as the head; anal base as long as the head without the snout; highest ray of dorsal equal to dorsal spine, three fifths as long as head; longest anal ray one half as long as the head, extending to middle of ventral base; ventral fin one half as long as the head; humeral process short.

Body much mottled with black and gray and with four broad dark bands or cross blotches; top of head, tip of dorsal, middle of adipose fin, and edge of caudal blackish; occiput dark. D. I, 6; A. 13 to 15; V. I, 8; P. I, 8.

The variegated stone cat has been assigned to the Mississippi valley, south to Louisiana, to tributaries of Lake Michigan, and to the Ohio valley, where it is common. It appears to have been entirely overlooked by ichthyologists till 1876. Dr Evermann collected five specimens of this fish in Sandy creek at North Hamlin N. Y. Aug. 20, 1894. The probability is that it will be found in other waters of the Great lakes region. The individuals used for illustration are from $3\frac{1}{2}$ inches to $4\frac{1}{4}$ inches long.

Order PLECTOSPONDYLI

Carplike Fishes

Suborder EVENTOGNATHI

Carps

Family CATOSTOMIDAE

Suckers

GENUS **CARPIODES** Rafinesque

Body oblong; the dorsal outline more or less arched; the ventral outline nearly straight; depth from one half to one third of length; sides compressed, the back sharp edged; caudal peduncle short and deep; head short and deep; its upper surface rounded; eye moderate, median or anterior; suborbital bones well developed; fontanel present; mouth small, horizontal and inferior; mandible short; lips thin, the upper protractile, narrow, the lower narrow; lips feebly plicate or nearly smooth;

jaws without cartilaginous sheath; muciferous system moderately developed; opercular apparatus well developed, the subopercle broad; isthmus moderate; pharyngeal bones remarkably thin, laterally compressed, with a shallow furrow along the anterior margin on the inside, and another more central on the outline of the enlarged surfaces; teeth very small, compressed, nearly equally thin along the whole inner edge of the bone, forming a fine, comblike crest of minute serratures, their cutting edge rising above the inner margin into a prominent point; gill rakers slender and stiff above, becoming reduced downward; scales large, about equal over the body; lateral line well developed, nearly straight; dorsal fin long, nearly median, somewhat in advance of ventrals, falcate, its anterior rays elevated, often filamentous; caudal fin well forked, the lobes equal; anal fin comparatively long and low, few-rayed; ventrals rather short, usually with 10 rays; pectorals short, placed low; air bladder with two chambers. Size medium or rather large. (After Jordan and Evermann)

55 *Carpiodes thompsoni* Agassiz

Lake Carp; Drum

Catostomus cyprinus THOMPSON, Hist. Vermont, 133, 1842.

Carpiodes thompsoni AGASSIZ, Am. Jour. Sci. Arts, 191, 1855; COPE, Proc. Ac. Nat. Sci. Phila. 285, 1864; JORDAN, Man. Vert. 297, 1876; JORDAN, Bull. 12, U. S. Nat. Mus. 198, 1878; JORDAN & GILBERT, Bull. 16, U. S. Nat. Mus. 119, 1883.

Body short and stout, the back strongly arched, the greatest depth two fifths of the length to base of caudal fin; head short, about one fourth of length, the snout acutely pointed; lips thin, white, meeting at a wide angle; tip of lower jaw much in advance of nostrils; maxillary reaching to below front of orbit; eye small, about one fifth length of head; dorsal about median, its rays considerably produced, the longest two thirds as long as base of fin; scales rather closely imbricated, 8-39 to 41-6. D. 27; A. 7; V. 10.

Abundant in the Great lakes region. Found in Lake Champlain.

Genus *CATOSTOMUS* Le Sueur

Body elongate, fusiform, rounded, tapering anteriorly and posteriorly; head long, with pointed snout; eye small, placed high; suborbital bones narrow; fontanel present, large; mouth rather large, inferior, upper lip thick, protractile, papillose, lower lip greatly developed, with a broad free margin, usually deeply incised behind, so that it forms two lobes which are often more or less separated; mandible horizontal, short; opercles moderate; pharyngeal bones moderate, their teeth shortish, vertically compressed, rapidly diminishing in size upward; scales comparatively small; typically much smaller and crowded anteriorly; lateral line well developed, straightish; dorsal nearly median, with from 9 to 14 rays; anal fin short and high, with seven developed rays; ventrals inserted under the middle or posterior part of dorsal, with 9 to 10 rays; caudal fin forked, the lobes nearly equal. In males the fins are higher, and the anal is swollen and tuberculate in the spring. Air bladder with two chambers, the posterior large. Vertebrae 45 to 47. (After Jordan and Evermann)

56 *Catostomus catostomus* (Forster)*Long-nosed Sucker*

Cyprinus catostomus FORSTER, Phil. Trans. LXIII, 155, tab. 6, 1773.

Catostomus hudsonius LE SUEUR, Jour. Ac. Nat. Sci. Phila. I, 107, 1817; GÜNTHER, Cat. Fish. Brit. Mus. VII, 13, 1868.

Catostomus longirostris JORDAN, Bull. 12, U. S. Nat. Mus. 175, 1878; JORDAN & GILBERT, Bull. 16, U. S. Nat. Mus. 126, 1883.

Catostomus nanomyzon MATHER, App. 12th Rep't Adirondack Surv. N. Y. 36, plate, fig. 1, 1886.

Catostomus catostomus JORDAN, Cat. Fish. N. A. 17, 1885; BEAN, Fishes Penna. 25, pl. 20, fig. 30, 1893; JORDAN & EVERMANN, Bull. 47, U. S. Nat. Mus. 176, 1896, pl. XXXII, fig. 77, 1900.

The northern sucker has an elongate body, round and tapering, with a long and rather slender head. The depth of the body is contained about four and one half times in the length and equals length of head. The snout is much longer than in *C. t e r e s*, considerably overhanging the mouth, which is large, with thick coarsely tuberculated lips. Eye small, two fifths as long as the snout and one sixth as long as head; its position

in the head is exactly median. Dorsal origin equidistant from tip of snout and base of caudal; dorsal base as long as head without snout; longest ray one sixth of total length without caudal, twice as long as the last ray. Distance from ventral origin to anal origin equals length of head. Anal base one half as long as dorsal base; longest anal ray equal to longest of dorsal and twice as long as last ray. Ventral origin is under middle of dorsal; the fin equal to head without snout. Pectoral nearly one fifth of total length without caudal. D. 10 to 11; A. 7 to 8; V. 10. Scales usually about 100 in lateral line and in 28 rows from dorsal origin to ventral origin.

The northern sucker, long-nosed sucker, or red-sided sucker, as the above species is styled, occurs in the Great lakes and northwest to Alaska in clear, cold waters. It is very common in Lake Erie. It grows to a length of 2 feet and is largest and most abundant northward, in Alaska reaching a weight of 5 pounds. As a food fish the long-nosed sucker is little esteemed; but in cold countries the head and roe are used in making a palatable soup.

The males in the breeding season, in spring, are profusely covered with tubercles on the head and fins and have a broad rosy band along the middle of the body. In the Yukon river, Alaska, Dr Dall found the fish filled with spawn in April. The eggs are of moderate size and yellow in color. Nelson has seen this species seined by Eskimo in brackish estuaries of streams flowing into Kotzebue sound. W. J. Fisher has collected specimens on the peninsula of Alaska.

This was not found in Cayuga lake basin by Dr Meek, but it occurs in the Adirondack region, and Dr Meek believes it is a member of the Cayuga lake fauna. Dr Evermann obtained five specimens at Grenadier island, N. Y. June 28, 1894.

The small race found by Fred Mather in the Adirondacks is the ordinary dwarf form characteristic of mountain regions. He discovered four individuals, only $4\frac{1}{4}$ inches long, but mature and breeding "in a little mountain brook emptying into Big Moose nearly north of the Big Moose club house, by a bark

shanty known as 'Pancake Hall'." The fish were spawning, and he discovered many eggs under the stones. The females were brown with white on belly, the male with red stripe on the side.

57 *Catostomus commersonii* (Lacépède)

Common Sucker

- Cyprinus commersonii* LACÉPÈDE, Hist. Nat. Poiss. V, 503, 610, 1803.
Cyprinus teres MITCHILL, Trans. Lit. & Phil. Soc. N. Y. I, 458, 1815.
Catostomus teres GÜNTHER, Cat. Fish. Brit. Mus. VII, 15, 1868; BEAN, Fishes Penna. 25, 1893.
Catostomus communis DE KAY, N. Y. Fauna, Fishes, 196, pl. 33, fig. 106, 1842.
Catostomus pallidus DE KAY, N. Y. Fauna, Fishes, 200, pl. 33, fig. 104, 1842.
Catostomus commersoni JORDAN & GILBERT, Bull. 16, U. S. Nat. Mus. 1883.
Catostomus commersonii JORDAN & EVERMANN, Bull. 47, U. S. Nat. Mus. 178, 1896, pl. XXXIV, fig. 83, 1900.

The common sucker has a moderately stout body, heavy at the shoulders and tapering to the tail. Its greatest depth is contained four and one half times in its length to tail, slightly more than length of head. Head conical, flattened on top; mouth rather large and the lips strongly papillose; dorsal fin situated in middle of length; ventral opposite dorsal; anal far back; second and third branched rays of dorsal highest, two thirds the length of head; third and fourth rays of anal longest, almost equal to length of head. D. 12; A. 7; V. 9. Scales 64; from dorsal to lateral line 9, and from lateral line to ventral, 9 or 10.

The common sucker is also known as the pale sucker, white sucker, gray sucker, brook sucker, and, among the Canadian French, as the *carpe blanche*. It is the commonest member of its genus in waters east of the Rocky mountains. It is found from Canada to Florida and westward to Montana. Covering such a wide range of territory, the species is naturally variable, and has been described over and over again by many authorities under a great variety of names. The male of this sucker in spring has a faint rosy stripe along the middle of the side. The young are brownish in color and somewhat mottled and have a dark median band or a series of large blotches. The

adults are light olive varying to paler and sometimes darker; sides silvery.

The species reaches a length of 22 inches, and a weight of 5 pounds. It is a very common inhabitant of ponds and streams of the lowlands, and a small race occurs in certain cold mountain streams of the Adirondack region, where it is dwarfed in size and changed in color but does not differ in essential characters. Dr Rothrock also obtained a mountain race of this sucker in Twin lakes, Col., at an elevation of 9500 feet above the sea level.

The common sucker is a very indifferent food fish in the estimation of most people, but, when taken from cold waters and in its best condition, its flesh is very palatable. It takes the hook readily when baited with common earthworms.

Dr Richardson says:

It is a common fish in all parts of the fur countries, abounding in the rivers and even in landlocked marshes and ponds, but preferring shallow grassy lakes with mud bottoms. In the beginning of summer it may be seen in numbers forcing its way up rocky streams, and even breasting strong rapids, to arrive at its proper spawning places in stony rivulets; soon afterwards it returns to the lakes. Its food, judging from the contents of the stomachs of those which I opened, is chiefly soft insects; but in one I found the fragments of a fresh-water shell. In the winter and autumn it is common in nets, and in the spawning season (June) may be readily speared, or even taken by the hand in shallow streams. It is a very soft, watery fish, but devoid of any unpleasant flavor, and is considered to be one of the best in the country for making soup. Like its congeners, it is singularly tenacious of life, and may be frozen and thawed again without being killed.

Dr Meek found this species abundant throughout the entire Cayuga lake basin, where it is known as the common white sucker.

Dr Evermann, in his manuscripts on the fishes of Lake Ontario, taken in 1894, mentions this sucker from the following localities: Stony creek, Black river, Mud creek, Cape Vincent, mouth Salmon river, Chaumont river, creek at Pultneyville, mouth Little Salmon creek, Sandy creek, Long pond, Stony Island, Lakeview

hotel, 7 miles northeast of Oswego, and Marsh creek. In the St Lawrence river basin he and Barton A. Bean obtained the young in Racket river, Norfolk N. Y., July 18 and in the St Lawrence river, 3 miles below Ogdensburg, July 17. In the Lake Champlain basin these two collectors secured young and half grown specimens in the Saranac river, at Plattsburg July 28, 1894.

The writer received specimens from Canandaigua lake in November of 1896 and 1897, and seined the young in Bronx river in August 1897. The small mountain form was secured from Saranac lake in November 1897. It is conspicuous for its small size and its red color. The Canandaigua lake suckers, received in November 1896, thrived in captivity till July 1897, when the warm water killed them.

Color brownish, olivaceous above, silvery below; the young are much blotched and marked on sides and back. It is occasionally caught on the hook. Young ones, in captivity, though they always grub about, and though they take food offered them, do not thrive and gradually starve. They remain wild and take alarm easily and often leap out of their tank. This species enters slightly brackish water. *Eugene Smith*¹

58 *Catostomus nigricans* Le Sueur

Hog Sucker; Stone Roller

Catostomus nigricans LE SUEUR, Jour. Ac. Nat. Sci. Phila. I, 102, 1817; GÜNTHER, Cat. Fish. Brit. Mus. VII, 17, 1868; JORDAN & GILBERT, Bull. 16, U. S. Nat. Mus. 130, 1883; BEAN, Fishes Penna. 26, pl. 21, fig. 31, 1893; JORDAN & EVERMANN, Bull. 47, U. S. Nat. Mus. 181, 1896; DE KAY, N. Y. Fauna, Fishes, 202, 1842.

Exoglossum (Hypentelium) macropterum RAFINESQUE, Jour. Ac. Nat. Sci. Phila. I, 420, pl. 17, fig. 3, 1817.

The stone roller has a peculiar physiognomy. The head is flattened on top, the interorbital space is concave and the frontal bone short, broad and thick. The body is subterete, its depth being contained four and one third times in the length without caudal or equal to length of head. The eye is rather small, being contained three times in length of snout; mouth large, lips well developed and strongly papillose; fins all large;

¹Linn. Soc. N. Y. Proc. 1897. no. 9, p. 13-14.

the dorsal base equals two thirds of length of head, while the pectoral is considerably longer than the dorsal. Caudal moderately forked; lateral line fully developed, on median line of body; scales moderate, equal. D. 11; A. 7; V. 9. Scales 7-52-7.

Specimen examined, no. 8446, U. S. National Museum, from Cayuga lake, N. Y.

The stone roller has a wide distribution and a remarkable variety of common names. Among them are: hammerhead, stone lugger, stone toter, crawl-a-bottom, hog molly, hog mullet, mud sucker, hog sucker, banded sucker, large-scaled sucker, and black sucker. The name, shoemaker, was formerly applied to this species in Lake Erie, perhaps on account of the resemblance of its color to that of shoemaker's pitch.

Prof. Cope says that this species in Pennsylvania is most abundant in tributaries of the Ohio and in the Susquehanna, while in the Delaware it is uncommon. It ranges from western New York to North Carolina and westward to Kansas. It is the most remarkable-looking of all the suckers of New York, and may always easily be distinguished by the shape of its head. The species grows very large, reaching a length of 2 feet. It delights in rapid streams of cold, clear water. Its habit is to rest quietly on the bottom, where its color protects it from observation. It is sometimes found in small schools. The spawning season is in spring, and the young are abundant in small creeks, as well as in the rivers. The food consists of insect larvae and small shells, and it is specially fitted for securing its prey under stones in the rapids.

As a food fish this sucker has little value.

Genus *ERIMYZON* Jordan

Body oblong, compressed; head moderate; mouth moderate, somewhat inferior, the upper lip well developed, freely protractile, the lower moderate, infolded, inversely V-shaped in outline, plicate, with 12 to 20 folds on each side; lower jaw without cartilaginous sheath, rather stronger than usual, and oblique when the mouth is closed; eye moderate; suborbital bones well

developed, not much narrower than the fleshy part of the cheek below them; opercular bones moderately developed, not rugose; fontanel rather large; gill rakers rather long; pharyngeal bones weak; the teeth quite small, slender, and weak, rapidly diminishing in length upward, each tooth narrowly compressed, with a cusp on the inner margin of the cutting surface; scales rather large, more or less crowded forward; no lateral line; dorsal fin rather short and high, rays usually 11 or 12; pectoral fins moderate; anal fin high and short, more or less emarginate or bilobed in adult males; caudal fin moderately forked or lunate, its lobes subequal. Air bladder with two chambers. (After Jordan and Evermann)

59 *Erimyzon sucetta* (Lacépède)

Chub Sucker

Cyprinus sucetta LACEPEDE, Hist. Nat. Poiss. V, 503, 606, 610, 1803.

Catostomus sucetta LE SUEUR, Jour. Ac. Nat. Sci. Phila. I, 109, 1817.

Labeo gibbosus DE KAY, N. Y. Fauna, Fishes, 194, pl. 32, fig. 101, 1842 (dorsal incorrect).

Catostomus tuberculatus DE KAY, N. Y. Fauna, Fishes, 199, pl. 31, fig. 97, 1842.

Labeo esopus DE KAY, N. Y. Fauna, Fishes, 195, 1842.

Erimyzon goodei JORDAN, Bull. 12, U. S. Nat. Mus. 148, 1878; JORDAN & GILBERT, Bull. 16, U. S. Nat. Mus. 134, 1883; GOODE, Fish. and Fish. Ind. U. S. pl. 221, 1884.

Erimyzon sucetta (part) BEAN, Fishes Penna. 27, 1893.

Erimyzon sucetta JORDAN & EVERMANN, Bull. 47, U. S. Nat. Mus. 185, 1896.

The body of the chub sucker is oblong, rather deep and compressed. Its depth one third of standard length. The head is rather short, broad above, its length one fourth of total length to caudal. The mouth is rather small and but slightly inferior, protractile. The eye is contained five times in length of head and slightly less than twice in its distance from tip of snout. Dorsal short, rather high, placed in middle of length; ventrals directly underneath; highest dorsal ray (fourth) not quite equal to second anal ray, about two thirds of length of head; caudal slightly forked. No lateral line. D. 12 to 15; A. 7 to 8; V. I, 7. Scales 37 to 40; transverse 13 to 15.

The chub sucker here described is the southern form which was first made known by Lacépède from an individual received

from Charleston S. C. Jordan and Evermann now give the distribution of this form as extending from Virginia to Texas. It appears to reach a little farther northward if the references to De Kay are properly made. His *Labeo gibbosus* and *esopus* and the *Catostomus tuberculatus* seem to indicate the southern chub sucker.

The species reaches the length of 1 foot. It has very little value as food, but the young furnish excellent food for the larger fishes and are very interesting for aquarium purposes.

60 *Erimyzon sucetta oblongus* (Mitchill)

Chub Sucker; Creek Fish

Cyprinus oblongus MITCHILL, Trans. Lit. & Phil. Soc. N. Y. I, 459, 1815.

Labeo elegans DE KAY, N. Y. Fauna, Fishes, 192, pl. 31, fig. 100, 1842.

Labeo oblongus DE KAY, N. Y. Fauna, Fishes, 193, pl. 42, fig. 136, 1842.

Moxostoma oblongum GÜNTHER, Cat. Fish. Brit. Mus. VII, 21, 1868.

Erimyzon sucetta JORDAN & GILBERT, Bull. 16, U. S. Nat. Mus. 133, 1883;
GOODE, Fish. and Fish. Ind. U. S. pl. 220, 1884; BEAN, Fishes Penna.
27, 1893 (part).

Erimyzon sucetta oblongus JORDAN & EVERMANN, Bull. 47, U. S. Nat. Mus.
186, 1896, pl. XXXVI, fig. 89, 1900.

The northern chub sucker has the body more slender, its greatest depth being less than one third of the total length without the caudal. The nape is less gibbous than in *E. sucetta*. The caudal peduncle is more slender, its greatest depth being scarcely one third of the greatest depth of the body (two fifths in *sucetta*). The head is small and short, the eye less than one fifth as long as the head, the dorsal base shorter and the fins containing fewer rays (11 in *sucetta oblongus*, 14 in *sucetta*).

This is known as the chub sucker, sweet sucker, rounded-sucker, creekfish and mullet. It has a wide range, practically including all the waters of the United States east of the Rocky mountains.

The chub sucker grows to a length of about 1 foot. It is very tenacious of life and is a ready biter, but has little value for food. The young up to the length of several inches have a very distinct black lateral band. They are often found in the shelter of water lilies and other aquatic plants close to brackish waters.

Dr Evermann collected two specimens in Black creek, tributary of Oswego river, at Scriba Corners N. Y. July 17, 1894. Dr Meek found it very common about Cayuga and Montezuma N. Y., but did not observe it near Ithaca. In the market of New York, according to De Kay, the chub sucker makes its appearance in October, November and December. Specimens were seined in Bronx river in August 1897.

A young example sent from near Princeton N. J. by Prof. Ulric Dahlgren in September 1897 showed the following voluntary change of color. When it arrived, it had the broad, longitudinal, median band well developed and the vertical bands obsolete; but soon after it was placed in a tank it obscured the longitudinal band entirely and developed the vertical bands.

The food of the chub sucker consists chiefly of minute crustaceans, insect larvae and aquatic plants.

GENUS *MINYTREMA* Jordan

Body rather elongate, subterete, becoming deep and rather compressed with age; scales rather large and nearly uniform in size; lateral line interrupted in the adult, but with perfect tubes, imperfect in partly grown individuals, and obsolete in the young; head moderate, rather broad above; mouth moderate, inferior, horizontal; the upper lip well developed, freely protractile; the lower rather small, infolded, inversely V-shaped in outline, lower jaw without cartilaginous sheath; eye moderate, rather high, nearly median; suborbital bones well developed; opercular bones well developed, not very rough; fontanel rather large; gill rakers rather long; isthmus moderate; pharyngeal bones essentially as in *Moxostoma*; dorsal fin rather short and high, inserted somewhat nearer to tip of snout than to base of caudal; pectoral fins moderate, placed low; anal high and short; ventrals short, midway between tip of snout and base of caudal; caudal fin moderately forked, the lobes equal; air bladder with two chambers. Head in males tuberculate in spring.

61 *Minytrema melanops* (Rafinesque)*Striped Sucker; Spotted Sucker; Sand Sucker*

Catostomus melanops RAFINESQUE, Ichth. Ohien, 57, 1820; KIRTLAND, Bost. Jour. Nat. Hist. V, 271, pl. 20, fig. 3, 1845.

Catostomus fasciatus GÜNTHER, Cat. Fish. Brit. Mus. VII, 19, 1868.

Minytrema melanops JORDAN, Bull. 12, U. S. Nat. Mus. 138, 1878; JORDAN & GILBERT, Bull. 16, U. S. Nat. Mus. 136, 1883; BEAN, Fishes Penna. 28, pl. 21, fig. 32, 1893; JORDAN & EVERMANN, Bull. 47, U. S. Nat. Mus. 187, 1896, pl. XXXVI, fig. 90, 1900.

Body oblong, robust in adults, its greatest depth one fourth total length to base of caudal; head moderate, subconical, its length contained about four and one half times in total length; eye placed high and in the middle of length of head, its diameter 2 in snout, 5 in head; nostrils about over the angle of the mouth; scales large, firm, in about 48 longitudinal and 12 or 13 transverse rows; dorsal origin over tip of pectoral, its base as long as its longest ray; ventrals nearly under middle of dorsal, length one sixth of total; longest anal ray nearly one fifth of total; least depth of caudal peduncle about one half the length of head. D. 12; A. 7; V. 9. Color dusky above, coppery below, usually a dusky blotch behind dorsal fin; scales mostly with a dark spot at the base, the spots forming longitudinal stripes.

The striped sucker, also called soft sucker, sand sucker and black-nosed sucker, is found in the Great lakes and south to South Carolina and Texas. In Pennsylvania it is limited to Lake Erie and the Ohio valley. In New York it is to be expected in Lake Ontario and its tributaries, and should also occur in Chautauqua lake.

The striped sucker grows to a length of 18 inches. Old males have the head tuberculate in the breeding season in the spring. The species is very readily distinguished by the dark stripes along the sides produced by spots at the base of each scale. In the young of this sucker there is no lateral line, but in adults it is almost entire.

This sucker prefers clear, sluggish waters and grassy ponds. It readily adapts itself to life in the aquarium. It feeds almost entirely on mollusks, insects and insect larvae. The species is

not much esteemed as a food fish, though it is sold in large numbers.

Minytrema melanops is normally without a lateral line, but this feature is occasionally partially developed and has caused some confusion in assigning certain individuals to their proper genus; indeed, one author has described and figured the striped sucker as two species, belonging to two different genera, having been misled by this undeveloped character.

Genus *MOXOSTOMA* Rafinesque

Body moderately elongate, sometimes nearly round, usually compressed; scales large, nearly uniform in size; lateral line complete, straight or anteriorly curved; head varying in length, subconical; eye usually rather large, placed moderately high; suborbital bones very narrow; fontanelle well developed; mouth varying much in size, inferior, the mandible horizontal or nearly so; lips unusually well developed, the form of the lower varying, usually with a slight median fissure, but never deeply incised; lips with transverse folds which are rarely broken up to form papillae; jaws without cartilaginous sheath; muciferous system well developed; opercular bones moderately developed, nearly smooth; isthmus broad; gill rakers weak, moderately long; pharyngeal bones rather weak, the teeth rather coarser than in *Erimyzon* and *Catostomus*, strongly compressed, the lower five or six stronger than the others, which rapidly diminish in size upward, each with a prominent internal cusp; dorsal fin nearly median, moderately long; anal fin short and high, with seven developed rays; caudal fin deeply forked; air bladder with three chambers. (After Jordan and Evermann)

62 *Moxostoma anisurum* (Rafinesque)

White-nosed Sucker

Catostomus anisurus RAFINESQUE, Ichth. Ohien. 54, 1820; KIRTLAND, Bost. Jour. Nat. Hist. V, 269, pl. 20, fig. 2, 1845; STORER, Syn. Fish. N. A. 172, 1846.

Catostomus carpio GÜNTHER, Cat. Fish. Brit. Mus. VII, 20, 1868.

Myxostoma anisura JORDAN, Man. Vert. ed. 2, 315, 1878; Bull. 12, U. S. Nat. Mus. 126, 1878.

Moxostoma anisurum JORDAN & GILBERT, Bull. 16, U. S. Nat. Mus. 141, 1883; BEAN, Fishes Penna. 28, 1893; JORDAN & EVERMANN, Bull. 47, U. S. Nat. Mus. 190, 1896.

The body is elongate, little compressed, slightly arched anteriorly, its greatest depth contained three and one third times in the length to end of scales. The head is moderate, flat and broad above, its length less than one fourth of the total without the caudal. Mouth slightly inferior; upper lip thin, lower strongly V-shaped; eye large, about one half as long as the snout, which is rather blunt and does not project much beyond the mouth; fins all well developed. The dorsal is large; its first ray is as long as the base of the fin, or about seven eighths as long as the head. Upper margin of dorsal nearly straight. Pectorals nearly reach to ventrals; the upper caudal lobe narrow and longer than the lower. D. 15; A. 7 to 8; V. 8. Scales 5 to 6-43 to 46-4 to 5. Here described in part from a specimen measuring 16 inches, from Ohio.

The white-nosed sucker is found sparingly in the Ohio river and the Great lakes region; widely distributed, but nowhere abundant. Cuvier and Valenciennes received from Milbert a specimen sent from Lake Ontario, measuring about 2 feet. Dr Jordan says this is very closely related to the common red horse, from which it can hardly be distinguished except by its fins. Dr Evermann collected a single specimen at Fox island, N. Y. June 29, 1894; he also obtained a specimen, 12 inches long, at Pointbreeze N. Y. Aug. 21, 1894, which he refers to this species, though indicating some characters in which it differs from the normal form of the white-nosed sucker.

63 *Moxostoma aureolum* (Le Sueur)

Red Horse

Catostomus aureolus LE SUEUR, Jour. Ac. Nat. Sci. Phila. I, 95, 1817; DE KAY, N. Y. Fauna, Fishes, 201, pl. 42, fig. 133, 1842.

Catostomus oneida DE KAY, N. Y. Fauna, Fishes, 198, 1842. Oneida Lake.

Catostomus duquesnii KIRTLAND, Bost. Jour. Nat. Hist. V, 268, pl. 20, fig. 1, pl. 21, fig. 2, 1845; GÜNTHER, Cat. Fish. Brit. Mus. VII, 18, 1868, Youghiogheny River, Pa.

Moxostoma aureolum JORDAN & GILBERT, Bull. 16, U. S. Nat. Mus. 140, 1883; BEAN, Fishes Penna. 30, 1893; JORDAN & EVERMANN, Bull. 47, U. S. Nat. Mus. 192, 1896.

Body oblong, the back in front of dorsal elevated and compressed, head short, conical, broad between eyes. The eye is rather large, one fourth length of head, which is contained five times in total length without caudal. The depth of the body is contained three and one half times in this length. Caudal peduncle deep, compressed, its least depth equal to one half the length of head; mouth small; the snout somewhat projecting; fins all well developed; the anterior rays of dorsal longest, as long as dorsal base, pectoral or longest anal rays, equaling length of head; caudal forked; scales large, about equal in size all over the body, and finely striated. D. 15; A. 8. Scales 6-46-6; lateral line complete.

The red horse has the additional names of golden red horse, golden sucker, mullet, golden mullet, and lake mullet. It inhabits the Great lakes and the region northward, also the Ohio valley. It is common in Lake Erie but not in the Ohio.

This species grows to a length of 18 inches and is one of the handsomest of the suckers. Prof. Forbes records it from lakes of northern Illinois, also abundantly in the central part of that state.

Dr Evermann, in collecting fishes of the Lake Ontario region, secured it at the following localities: Lake Ontario, 4 miles off Nine Mile point, N. Y. June 12, 1893; lake shore, 3 miles west of Oswego, July 17, 1894; mouth Salmon river, July 25, 1894; Long pond, Charlotte N. Y. Aug. 17, 1894; Sandy creek, North Hamlin N. Y. Aug. 20, 1894.

Dr Meek identified a single specimen of the so called common red horse of Cayuga lake with *Moxostoma macrolepidotum*, and stated, on the authority of Mr Kipp, that it is common at the northern end. Jordan and Evermann, however, do not extend the range of *macrolepidotum* so far north, and it is probable that the common *Moxostoma* of Cayuga lake is *M. aureolum*.

De Kay records the species as very common in Lake Erie. In August and September he observed them to be full of worms. In his *New York Fauna, Fishes*, p. 198, he describes a sucker or mullet under the name Oneida sucker. This, he stated, is com-

mon in Oneida lake. The species is considered identical with *Moxostoma aureolum*. His description shows a very close agreement with that of *aureolum* given above.

The food of the red horse consists chiefly of mollusks and insects. It is not a choice food fish.

Eugene Smith¹ records this form as occurring in the vicinity of New York city. Mention has already been made of the doubt concerning the northern limits of the range of *macrolepidotum*; but for the sake of comparison the brief description of *macrolepidotum* published by Jordan and Evermann is given herewith.

Head moderate, rather stout, its length four and three fifths in body; eye one and two thirds in snout; dorsal fin with its free edge concave; scales usually with dusky shade at base; lower fins pale. Streams about Chesapeake and Delaware bays, and southward to North Carolina. It seems in some respects intermediate between *M. aureolum* and *M. crassilabre*, but we can not at present identify it with either.

Family CYPRINIDAE

*Carp*s

Genus CAMPOSTOMA Agassiz

Body moderately elongate, little compressed; mouth normal, the jaws with thick lips and rudiment of a hard sheath; premaxillaries protractile; no barbel; teeth 4-4, or 1, 4-4, 0, with oblique grinding surface, and a slight hook on one or two teeth; air bladder suspended in the abdominal cavity and entirely surrounded by many convolutions of the long alimentary canal, which is six to nine times the total length of the body; ovaries similarly enclosed by the alimentary canal; peritoneum black; pseudobranchiae present; scales moderate; lateral line present; dorsal nearly over ventrals; anal short; no spines. Herbivorous. Sexual differences very great, the males being covered with large tubercles in spring. The singular arrangement of the intestines in relation to the air bladder is peculiar to *Campostoma* among all known fishes. (After Jordan and Evermann)

¹Linn. Soc. N. Y. Proc. 1897. no. 9, p. 14.

64 *Campostoma anomalum* (Rafinesque)*Stone Roller; Stone Lugger*

Rutilus anomalus RAFINESQUE, Ichth. Ohien. 52, 1820.

Exoglossum dubium KIRTLAND, Bost. Jour. Nat. Hist. V, 272, pl. 21, fig. 1, 1845.

Campostoma dubium GÜNTHER, Cat. Fish. Brit. Mus. VII, 183, 1868.

Compostoma anomalum AGASSIZ, Amer. Jour. Sci. Arts. 218, 1855; JORDAN & GILBERT, Bull. 16, U. S. Nat. Mus. 149, 1883; BEAN, Fishes Penna. 32, 1893; JORDAN & EVERMANN, Bull. 47, U. S. Nat. Mus. 205, 1896, pl. XXXIX, fig. 95, 1900.

In the stone roller the body is moderately stout and not greatly compressed; the caudal peduncle long and deep. The greatest depth of the body is contained four to four and one half times in the total length without the caudal; the depth of the caudal peduncle, eight and one half to nine times in the same length. The snout is obtuse, twice as long as the eye, and two fifths as long as the head. The maxilla reaches to the vertical from the posterior nostril, which is more than twice as far from tip of snout as from eye. The dorsal origin is over the 20th scale of the lateral line, and the ventral origin under the 19th. The dorsal base is one half and its longest ray two thirds as long as the head. The ventral reaches nearly to vent. The pectoral is one sixth of total length without caudal. The anal origin is under the 32d scale of the lateral line; the anal base is as long as the snout, and the longest ray equal to head not including the snout. The caudal is moderately forked. D. 8; A. 7 or 8. Scales 8-52 to 53-8; teeth 4-4.

Color in spirits brownish above, lower parts pale. In living examples the scales are somewhat mottled with blackish, and there is a dusky vertical bar behind the opercle; dorsal and anal fins olivaceous in females and with a nearly median dusky cross bar. Breeding males have the iris orange, the dorsal and anal fins crimson, and the head and sometimes the body covered with large roundish tubercles.

The stone roller is likewise called stone toter, stone lugger, and steel-back minnow. It is a fish of very wide distribution, ranging from western New York to North Carolina and throughout the Ohio and Mississippi valleys, west to Wyoming

and southwest to Texas. It is an extremely variable species and everywhere common. The species grows to the length of eight inches. It has no importance as food for man. It feeds on aquatic plants. The young are hardy in the aquarium, where they feed on confervae and diatoms. The sexes are very unlike. The males in the breeding season have the head and frequently the entire body covered with large tubercles and the upper half of the dorsal and anal fins fiery orange, with a dark cross bar about the middle of these fins.

The fish is rather sluggish, but when frightened its movements are very rapid. It is a bottom feeder.

Dr Evermann collected a moderate number of specimens at the following New York localities: Salt brook, $1\frac{1}{2}$ miles above Nine Mile point, June 11, 1893; creek, Pultneyville, Aug. 7, 1894; Long pond, Charlotte, Aug. 17, 1894; Marsh creek, Point Breeze, Aug. 21, 1894.

Genus *CHROSOMUS* Rafinesque

Body moderately elongate, little compressed; jaws normal; no barbel; teeth 5-5 or 4-5, moderately hooked, with well marked grinding surface; alimentary canal elongate, about twice as long as body; peritoneum black; scales very small; lateral line short or wanting; dorsal behind ventrals; anal basis short. Size small. Colors in spring brilliant, the pigment bright red. This genus is of somewhat doubtful relationship, and shows many analogies with the subgenus *Phoxinus* under *Leuciscus*. (After Jordan and Evermann)

65 *Chrosomus erythrogaster* Rafinesque

Red-bellied Dace

Luxilus erythrogaster RAFINESQUE, Ichth. Ohien. 47, 1820; KIRTLAND, Bost. Jour. Nat. Hist. IV, pl. II, fig. 2, male and female, 1844.

Leuciscus erythrogaster GÜNTHER, Cat. Fish. Brit. Mus. VII, 247, 1868.

Chrosomus erythrogaster COPE, Trans. Am. Phil. Soc. XIII, 391; JORDAN & GILBERT, Bull. 16, U. S. Nat. Mus. 153, 1883; BEAN, Fishes Penna. 32, pl. 22, fig. 35, 1893; JORDAN & EVERMANN, Bull. 47, U. S. Nat. Mus. 209, 1896.

The red-bellied dace has a fusiform, moderately elongate and thick body, whose greatest height is contained from four and

one fifth to five times, and the least depth of its caudal peduncle eight and one half times, in the total length to the caudal base. The head is conical with pointed snout as long as the eye, which is about one fourth as long as the head. The head equals one fourth of total length to caudal base. The maxilla reaches nearly to below the front of the eye. The lateral line varies in development, sometimes reaching to above the origin of the ventrals and continued backward even farther at intervals, but usually not extending to ventrals. The dorsal origin is over the space between the ventral origin and the vent; about 39 rows of scales between it and the nape. The dorsal base is one half as long as the head; the longest ray equals head without snout. The pectoral reaches nearly to ventral origin, and the ventral reaches vent. The anal base is two fifths as long as the head; the longest ray equal to longest of the dorsal. The caudal is moderately forked, its middle rays two thirds as long as the outer. D. 8; A. 7; V. 8; P. 12. Scales 18-80 to 85-10; teeth 5-5. Length of specimens described, from Yellow creek, 3 inches. A narrow dusky line along the top of the back; two narrow, dark bands on the sides, the lower one passing forward on the head to tip of snout; the space between the bands and below bright silvery. Breeding males have the bases of the dorsal, anal and caudal fins and the area between the dark bands scarlet, while the body is covered with minute tubercles, and the fins generally are vivid yellow.

The U. S. Fish Commission parties obtained this minnow at the following localities in the Lake Ontario region: Salt brook, $1\frac{1}{2}$ miles above Nine Mile point, June 11, 1893; Cemetery creek, or Black river, Watertown, July 5, 1894; Long pond, Charlotte, Aug. 17, 1894. I am unable to find a reference to this species in the works of Mitchill and De Kay.

The red-bellied minnow or dace is found from Pennsylvania to Dakota and Tennessee. It is abundant in small streams, and is a strikingly beautiful fish. Along the sides are two blackish bands; one beginning above the eye and extending to the tail; another traverses the eye and follows the lateral line

to the base of the caudal, where it ends in a black spot. The belly and the space between the bands are bright silvery, replaced by scarlet red in breeding males, which have the same color at the bases of the dorsal, caudal and anal fins. In the hight of the breeding season the fins are bright yellow, and the body is covered with small tubercles. According to Prof. Cope the red-bellied minnow is not found in the Delaware, but it occurs in the Susquehanna and is common in the streams of western Pennsylvania. It reaches a length of 3 inches, and is similar in its habits to the stone roller, with which it associates. It prefers clear streams, which have their origin in springs. As an aquarium fish this is scarcely excelled in beauty and hardiness, and as a bait for the black bass it has few superiors.

Genus **HYBOGNATHUS** Agassiz

Body elongate, somewhat compressed; mouth horizontal, the jaws normal, sharp edged; lower jaw with a slight, hard protuberance in front; no barbel; upper jaw protractile; teeth 4-4, cultriform, with oblique grinding surface and little if any hook; alimentary canal elongate, three to 10 times the length of the body; peritoneum black; scales large; lateral line continuous; dorsal inserted before ventrals; anal basis short. Size moderate. Sexual changes very slight, no red or black pigment distinguishing the males in spring. Species numerous, mostly southwestern, not well known.

66 *Hybognathus nuchalis* Agassiz

Silvery Minnow

Hybognathus nuchalis AGASSIZ, Am. Jour. Sci. Arts. 224, 1855; GÜNTHER, Cat. Fish. Brit. Mus. VII, 184, 1868; JORDAN & GILBERT, Bull. 16, U. S. Nat. Mus. 156, 1893; BEAN, Fishes Penna. 33, 1893; JORDAN & EVERMANN, Bull. 47, U. S. Nat. Mus. 213, 1896.

Hybognathus regius GIRARD, Proc. Ac. Nat. Sci. Phila. 209, 1856; GÜNTHER, Cat. Fish. Brit. Mus. VII, 185, 1868.

Hybognathus osmerinus COPE, Proc. Am. Phil. Soc. Phila. 466, 1870 (Raritan river, N. J.).

Body moderately stout and short, its greatest depth equaling one fourth of the total length without the caudal, and the least

depth of the caudal peduncle equaling nearly one half of the greatest depth of the body; body compressed, its greatest width less than one half its height. Head short, its upper and lower profiles tapering equally into the short and not very obtuse snout, which is as long as the eye, and three elevenths as long as the head. Mouth small, slightly oblique, the jaws nearly equal, or the lower slightly included, the maxilla without a barbel, and reaching to below the anterior nostril. The dorsal origin is over, and the ventral origin under, the 12th scale of the lateral line. The dorsal base is two thirds as long as the head; the longest dorsal ray equals the distance from the nostril to the end of the operculum, and the last ray is less than one half as long as the longest. The ventral does not reach to the vent; its length two thirds that of the head. The anal origin is under the 24th scale of the lateral line; the anal base is scarcely as long as the postorbital part of the head; the last anal ray is one third, and the longest anal ray two thirds, as long as the head. The pectoral is four fifths as long as the head, and reaches to below the 11th scale of the lateral line. The caudal is moderate in size and deeply forked, the middle rays less than one half as long as the external rays. D. ii, 7; A. ii, 7; V. 8; P. 15. Scales 6—38 to 39—4; teeth 4—4 long, much compressed, and with a long oblique grinding surface. Intestines seven to 10 times as long as the body. The lateral line is gently decurved on about the first six scales, thence straight and median to the root of the caudal fin. Color in spirits light brown with a broad silvery band, the fins all pale. Olivaceous green above, translucent in life; sides silvery, with bright reflections; fins unspotted. Length 4 to 7 inches.

The silvery minnow, or blunt jaw, is found in clear streams from New York to Georgia and Texas, west to the upper Missouri. In the Potomac river occurs a large variety which reaches a length of 7 inches. This variety has a larger eye and a deeper body than the western form.

The U. S. Fish Commission collectors in the Lake Ontario region obtained specimens at the following localities: Salt

brook, $1\frac{1}{2}$ miles above Nine Mile point, June 11, 1893; Mill creek, Sacketts Harbor, July 2, 1894; Cemetery creek Watertown, July 5, 1894. The fish was most abundant at Mill creek.

The fish spawns in the early spring. It is extensively used for food along with the *Notropis hudsonius*, the so called "smelt" or "gudgeon." It takes the hook very freely during the spawning season.

GENUS *PIMEPHALES* Rafinesque

Body rather robust, little compressed; head short and rounded, mouth small, inferior; upper jaw protractile; no barbel; teeth 4-4, with oblique grinding surface, usually only one of the teeth hooked; dorsal over ventrals, its first (rudimentary) ray separated from the rest by membrane, not joined to them as usual in minnows, this character most distinct in adult males, in which the skin of the first ray is thickened; anal basis short; intestinal canal elongate; peritoneum black; pseudobranchiae present; scales rather small; lateral line complete or variously incomplete. Size small. Breeding males with much black pigment and with large warts on the head. (After Jordan and Evermann)

67 *Pimephales promelas* Rafinesque

Fathead; Blackhead Minnow

Pimephales promelas RAFINESQUE, Ichth. Ohien. 53, 1820; KIRTLAND, Bost. Jour. Nat. Hist. III, 475, pl. 27, fig. 2, 1841; STORER, Syn. Fish. N. A. 166, 1846; GÜNTHER, Cat. Fish. Brit. Mus. VII, 181, 1868; JORDAN & GILBERT, Bull. 16, U. S. Nat. Mus. 158, 1883; BEAN, Fishes Penna. 35, 1893; JORDAN & EVERMANN, Bull. 47, U. S. Nat. Mus. 217, 1896.

The fathead minnow has a short, deep and moderately thick body, and the head short with a very obtuse snout. The greatest depth of the body is equal to or slightly greater than length of head and is contained from three and two thirds to four and one fourth times in total length without caudal. The least depth of the caudal peduncle equals the length of postorbital part of the head. The head forms about one fourth of the total length to base of caudal; the width of the head equals two thirds of its length. The eye is as long as the snout and two ninths as long

as the head. The mouth is very small, terminal, slightly oblique; the maxilla not reaching vertical through hinder nostril. The dorsal origin is above, and the ventral origin below the 21st scale of the lateral line. The dorsal base is two thirds as long as the head; the first ray is about as long as the eye, and the longest as long as the head without the snout. The ventral reaches a little beyond the anal origin; its length equal to dorsal base. The anal base equals nearly one half the length of head, and the longest ray is as long as the dorsal base. The caudal is moderate and not deeply forked. The lateral line is continuous on about 20 to 28 scales, and in one specimen continued with interruptions almost to the caudal base. D. i, 8; A. i, 7; V. 8; P. 18. Scales 9-45 to 49-6; teeth 4-4. Length of specimens described, 3 inches. Color in spirits light brown, top and sides of head darker. A broad dark band on the base of the dorsal, most distinct anteriorly and sometimes absent behind. Males in spring are dusky, with black head and the snout and chin with numerous coarse tubercles.

The fathead or blackhead is an inhabitant of the Ohio valley, and the Great lakes region west to Dakota and southwest to Texas. It is common in sluggish brooks, and instances have been known of its distribution by the action of cyclones. In Pennsylvania it is common in tributaries of the Ohio.

The U. S. Fish Commission has obtained specimens from the following localities in the basin of Lake Ontario: Salt brook, $1\frac{1}{2}$ miles above Nine Mile point, June 11, 1893; Mill creek, Sackett Harbor, July 2, 1894; Three Mile creek, Oswego, July 27, 1894, where the greatest number of individuals was taken. Dr Meek says it is not very common in Cayuga lake, but is easily distinguished from the other minnows by its very long intestines.

The fathead grows to a length of $2\frac{1}{2}$ inches. The sexes differ in color, the females being olivaceous, while the males are dusky and in the spring have the head black and the snout covered with numerous large tubercles. The species has no value as food, but is an interesting one for the aquarium. Its food consists of mud and algae, and it seems to prefer a muddy bottom.

68 *Pimephales notatus* (Rafinesque)*Blunt-nosed Minnow; Spotted Minnow*

Minnilus notatus RAFINESQUE, Ichth. Ohien. 47, 1820.

Hyborhynchus notatus COPE, Trans. Am. Phil. Soc. XIII, 392, pl. 13, fig. 5, 1866 (the separate); GÜNTHER, Cat. Fish. Brit. Mus. VII, 182, 1868; JORDAN & GILBERT, Bull. 16, U. S. Nat. Mus. 159, 1883.

Pimephales notatus JORDAN, Cat. Fish. N. A. 22, 1885; BEAN, Fishes Penna. 36, 1893; JORDAN & EVERMANN, Bull. 47, U. S. Nat. Mus. 218, 1896.

The blunt-nosed minnow has a moderately elongate body and a slender caudal peduncle. The head is somewhat conical with a short and blunt snout. The greatest depth of the body nearly equals length of head and is two ninths of the total length without caudal. The least depth of the caudal peduncle equals about one half of greatest depth of body. The snout is as long as the eye and one fourth as long as the head. The mouth is very small, inferior, nearly horizontal, the maxilla reaching to below the anterior nostril and provided with a short, thick, somewhat club-shaped barbel. The dorsal origin is slightly behind the ventral origin and over the 17th scale of the lateral line. The dorsal base is two thirds as long as the head, and about equal to the longest ray. The ventral origin is under the 16th scale of the lateral line; the fin does not reach to the vent. The anal origin is under the 27th scale of the lateral line; the base of the anal is two fifths as long as the head, and the longest ray is equal to the postorbital part of the head. The caudal is moderately large and forked. The lateral line curves very slightly downward as far as the ventral origin and then follows straight along the median line; it is complete. D. i, 8; A. i, 7; V. 8; P. 15. Scales 6-42 to 45-5; teeth 4-4. Length of specimens described, 3 inches. Color in spirits light brown; the fins except the dorsal paler. A black spot about as large as the eye on the front of the dorsal. In life the sides are bluish. Breeding males have the black on the dorsal continued backward on the membrane covering the rays and the head black, while the snout has about 14 to 17 large, pointed tubercles. A dusky shade sometimes present at base of caudal.

The blunt-nosed minnow is a larger species than the fathead, reaching a length of 4 inches, and its range extends from Quebec to Delaware, west to Kansas and south to Mississippi.

B. W. Evermann and B. A. Bean obtained it for the U. S. Fish Commission in the St Lawrence river, 3 miles below Ogdensburg, July 17, 1894, in abundance. They found it common also at Scioto creek, Coopersville N. Y. July 19, 1894. In the Lake Ontario region the Fish Commission collected the species at Cape Vincent, Grenadier island, Sacketts Harbor, Pointbreeze, Huntingtonville, Charlotte, Stony Island, Pultneyville, Chaumont, Henderson bay, and Salt brook. Livingston Stone obtained the fish at Cape Vincent in the St Lawrence river, and presented it to the state museum at Albany. It is found in large numbers in the southern end of Cayuga lake, and in streams on the flats. Not very abundant at the northern end of the lake and in streams near Ithaca, above the falls, according to the records of Dr Seth E. Meek.

The blunt-nosed minnow differs from the fathead in its larger size and in having a complete lateral line, but the sexual differences are similar in the two species. The males in spring have the head black and the snout with many large tubercles. The species is extremely variable and changes greatly with age. It frequents small and muddy streams, and its food consists of decaying vegetable matter.

Genus *SEMOTILUS* Rafinesque

Body stout, moderately compressed and elongate; mouth terminal, wide, the upper jaw protractile; a small barbel just above the end of the maxillary; in most American minnows the barbel is at its tip; the maxillary barbel sometimes absent in young individuals; teeth 2, 5-4, 2, hooked, without grinding surface; scales rather large; lateral line complete; a short intestinal canal; dorsal placed behind ventrals; base of anal short. Vertebrae $22 + 20 = 42$. Fishes of large size in clear, swift streams from Canada to Virginia, west to Missouri and Wyoming.

69 *Semotilus bullaris* (Rafinesque)*Fallfish; Wind Fish; Dace; Chivin; Silver Chub**Cyprinus bullaris* RAFINESQUE, Amer. Month. Mag. II, 120, Dec. 1817.*Cyprinus corporalis* MITCHILL, Amer. Month. Mag. II, 324, Mar. 1818.

Previous notice in same work, vol. I, 289, July, 1817, insufficient to hold name. The Corporaalen of the Dutch, moreover, was the striped species, *atromaculatus*.

Semotilus bullaris JORDAN, Man. Vert. ed. 1, 1876; JORDAN & GILBERT, Bull. 16, U. S. Nat. Mus. 222, 1883; BEAN, Fishes Penna. 50, pl. 24, fig. 41, 1893; GOODE, Fish. & Fish. Ind. U. S. pl. 228, upper figure, 1884.

Leuciscus nitidus DEKAY, N. Y. Fauna, Fishes, 209, pl. 33, fig. 105, 1842, Lake Champlain.

Leuciscus chrysopterus DE KAY, N. Y. Fauna, Fishes, 211, pl. 30, fig. 95 (poor), 1842, harbor of New York.

Semotilus corporalis JORDAN & EVERMANN, Bull. 47, U. S. Nat. Mus. 221, 1896.

The fallfish has a moderately deep, elongate and compressed body and a stout caudal peduncle. The greatest depth is one fourth of the total length without caudal, and the least depth of the peduncle equals three eighths of length of head. The head is rather large, one fourth of total without caudal, with pointed snout, which is two sevenths of the head's length. The mouth is oblique; the jaws nearly equal, the maxilla extending to below front of eye. The eye is placed high and is about one fourth as long as the head. The dorsal origin is over the 16th or 17th scale of the lateral line; the base of the fin is one half, and the longest ray two thirds as long as the head. The ventral origin is under the 15th scale of the lateral line; the fin does not reach to the vent, its length one seventh of total without caudal. The anal origin is under the 27th scale of the lateral line; the base of the fin is one third as long as the head, and the longest ray is as long as the ventral. The caudal is large and deeply forked. The lateral line curves downward abruptly over the pectoral, becoming median over the end of that fin. D. ii, 7; A. ii, 7; V. 8; P. 18. Scales 7—46—5; teeth 2, 5—4, 2 or 2, 4—4, 2, all more or less strongly hooked. In spirits the upper parts are grayish brown, the sides and cheeks silvery, the lower parts whitish, the fins all pale. In life the upper parts are steel blue, the sides and belly silvery; breeding males in spring have the

belly and lower fins rosy. The specimens described, no. 9202, U. S. National Museum, are from $5\frac{1}{2}$ to $6\frac{1}{4}$ inches long.

The fallfish or dace is one of the largest of the minnow family in New York, reaching a length of 18 inches, and it is one of the most beautiful species as well as game in its qualities. As a food fish, however, this is not greatly esteemed. It is extremely common in the Delaware river and its tributaries and moderately abundant in the Susquehanna. The fallfish is found from Quebec to Virginia. Mitchell had it from the Wallkill river and knew of its occurrence in the Hudson, near Albany. Rafinesque recorded it from the Fishkill and other tributaries of the Hudson. De Kay knew it from Lake Champlain and from New York harbor. Evermann and Bean collected it in Scioto creek, at Coopersville, and in Saranac river, at Plattsburg, in July 1894; also in Racquette river, at Norfolk, and the St Lawrence river, 3 miles below Ogdensburg, in the same month.

In the Lake Ontario basin the U. S. Fish Commission parties found it at Sacket Harbor, Centerville, Watertown, Oswego, Webster, Charlotte, Belleville, Henderson bay, Henderson Harbor, and Salt brook, near Nine Mile point.

The fallfish delights in rapid, rocky portions of large streams and in the deep channels. On being hooked, it fights desperately for a short time, but its resistance is soon overcome. Thoreau describes it as a soft fish with a taste like brown paper salted, yet the boy fishermen will continue to covet and admire this handsome and ubiquitous representative of the minnow family. A colored plate of the fish, natural size, appears in the *3d Annual Report of the Commissioners of Fisheries, Game and Forest of the State of New York*, 1898, facing p. 146. There is also a good account of the fish by A. N. Cheney on p. 244 and 245 of the same report.

70 *Semotilus atromaculatus* (Mitchill)

Horned Dace; Chub

Cyprinus atromaculatus MITCHILL, Amer. Month. Mag. II, 324, Mar. 1818:
Wallkill river.

Leuciscus atromaculatus DE KAY, N. Y. Fauna, Fishes, 210, pl. 32, fig. 102,
1842.

- Semotilus corporalis* COPE, Jour. Am. Phil. Soc. XIII, 362, pl. 10, fig. 2, (the separate), 1866; JORDAN & GILBERT, Bull. 16, U. S. Nat. Mus. 221, 1883; GOODE, Fish. & Fish. Ind. U. S. pl. 228, lower figure, 1884.
- Leucosomus corporalis* GÜNTHER, Cat. Fish. Brit. Mus. VII, 269, 1868.
- Semotilus atromaculatus* BICKNELL & DRESSLAR, Proc. Ac. Nat. Sci. Phila. 16, 1885; BEAN, Fishes Penna. 51, 1893; JORDAN & EVERMANN, Bull. 47, U. S. Nat. Mus. 222, 1896; pl. XL, fig. 100, 1900.

The chub has a slender and moderately elongate body, its greatest height immediately in front of the ventrals, about equal to the length of the head without the snout and contained from four to nearly five times in the total length without the caudal. The greatest thickness of the body is about two thirds of its greatest height. The head is thicker than the body and rather short with an obtuse and moderately declivous snout, whose length is about two sevenths of that of the head and considerably greater than the diameter of the eye. The eye is rather small, placed high, its diameter nearly one fifth of the length of the head and scarcely more than one half of the space between the eyes. The mouth is moderate, very slightly oblique, the jaws subequal or the lower slightly included; the end of the maxilla reaches very slightly past the vertical through the front of the eye. Maxillary barbel not evident in this example, though usually present in large individuals. The lateral line is abruptly bent downward over the first half of the pectoral, straight and nearly median during the rest of its course. The origin of the dorsal is over the 27th scale of the lateral line, and the ventral origin is under the 24th scale. The length of the dorsal base equals the combined length of the eye and snout. The first divided ray is the longest; its length two thirds that of the head. The last ray is one half as long as the longest. The ventral does not reach to the vent; its length scarcely greater than the postorbital part of the head. The anal origin is under the 37th scale of the lateral line; the length of the anal base is a little more than one third that of the head, and the longest anal ray equals the postorbital part of the head. The tail is rather slender, the least depth of the caudal peduncle equaling one half the greatest depth and the distance of the anal from the origin of the middle caudal rays nearly equal to

the length of the head. The pectoral when extended reaches to below the 16th scale of the lateral line. The caudal is moderate in size and not very deeply forked, its middle rays being about two thirds as long as the external rays. D. ii, 7; A. iii, 8; V. 8; P. 15. Scales 9—58—6. Teeth of right side 2 + 5; of left side 2 + 4. Those of the left side strongly and those of the right side less strongly hooked. Teeth of the upper row with a well developed grinding surface.

The length of the specimen described, no. 21661, U. S. National Museum, from the Susquehanna river at Bainbridge Pa., is 4½ inches.

The color is bluish brown above; sides with a distinct dusky band, not so wide as the eye and becoming obsolete in the adult. Young specimens have the end of this band more pronounced, forming a black spot at the base of the caudal. A small black spot always present on the front of the base of the dorsal, its size in the specimen described being about two thirds of that of the eye. In life the belly is whitish. Breeding males have the belly rose tinted and the black dorsal spot bordered with red; they have, also, rather large tubercles on the snout.

The common chub, creek chub, smaller fallfish or horned dace has a wider distribution than *S. bullaris*, but it does not grow quite so large, seldom exceeding 1 foot in length. Its range extends from New England to Missouri, southward to Georgia and Alabama. It is extremely common and ascends the small streams.

The U. S. Fish Commission collectors in 1894 took numerous specimens at the following localities: Sacketts Harbor, July 2; Centerville, July 24; Watertown, July 5; Oswego, July 25; Webster, Aug. 9; Charlotte, Aug. 17; Belleville, July 12; Henderson bay, July 4; Henderson Harbor, July 3, and Salt brook, 1½ miles above Nine Mile point, June 10 and 11, 1893.

Dr Meek reported it as abundant throughout the Cayuga lake basin. Large examples are found in Canandaigua lake. One of them measured 14 inches in July 1897. The fish is killed by

warm water. The food in captivity includes hard clam, earth-worms, and, occasionally, live killifish.

A. N. Cheney refers to this species on page 245 of the *3d Annual Report of the Commissioners of Fisheries, Game and Forest of the State of New York*.

In Pennsylvania it is the commonest minnow in the Allegheny and Susquehanna basins and is sufficiently common in the Delaware. According to Prof. Cope it reaches 4 pounds in weight and is a fair food fish.

This species is more characteristic of the small streams and clear ponds and it takes the hook very freely; but its proper mission is to serve as bait for the larger and choicer fishes.

Genus *TINCA* Cuvier

Pseudobranchiae minute; mouth anterior; lips thick but destitute of any horny covering; barbels two, one at either angle of the mouth; pharyngeal teeth in one row, 4 or 5-5 or 4, cuneiform, with a slightly hooked extremity; gill rakers short and lanceolate; dorsal fin rather short, commencing slightly behind the origin of the ventral; anal short; caudal slightly emarginate; scales small, embedded in a thick skin and covered with mucus. Lateral line complete. (After Day)

71 *Tinca tinca* (Linnaeus)

Tench (Introduced)

Cyprinus tinca LINNAEUS, Syst. Nat. ed. X, I, 321, 1758; LACÉPÈDE, Hist. Nat. Poiss. V, 491, 533, 1800.

Tinca vulgaris CUVIER & VALENCIENNES, Hist. Nat. Poiss. XVI, 322, pl. 484, 1842; HECKEL & KNER, Süßw. Fische, 75, fig. 34, 1858; GÜNTHER, Cat. Fish. Brit. Mus. VII, 264, 1868.

Tinca tinca JORDAN & EVERMANN, Check List Fishes N. A. 512, 1896.

B. 3; D. 12 to 13 (8 or 9 developed); P. 17; V. 9-10; A. 9-10. Scales 30 to 31—90 to 115. Length of head four and one third to four and three fourths; height of body three and three fourths to four and one fourth in the total length including caudal. Eye six and one half to seven and one half in length of head; two and one fourth in length of snout; two to two and one fourth in distance between eyes. Interorbital space flat. The thickness

of the head equals its length exclusive of the snout. Snout obtuse; mouth anterior, jaws anteriorly of the same length, gape wide, cleft rather shallow; the maxilla reaches to beneath the posterior nostril; lips thick. Dorsal origin over the end of the ventral base, and the fin extends almost to above the anal origin; all the fins rounded. In the males the first or even more of the ventral rays are thicker than in the female. Lateral line gradually descending to about the middle of the length, thence proceeding straight to the base of caudal. Leaden or greenish, lightest beneath; fins blackish.

The tench has been introduced into the United States. An individual taken in the Potomac river near Washington D. C. has a grinding surface well developed on the pharyngeal teeth, a character concerning which no mention is made in the current descriptions.

The tench now extends throughout the fresh waters of Europe into those of Asia Minor. Its northern limit is said to be in Finland. It may or may not be native to England. The species prefers still waters in which aquatic plants abound. It is very tenacious of life and has been observed to live a whole day out of water. Its food consists of insects, larvae, worms, and vegetable substances.

Spawning takes place in June and July. The eggs are small and adhesive. The rate of growth is rather rapid under favorable circumstances, the young having attained to a weight of 1 pound in their first year. Individuals of the weight of 10 or 11 pounds are recorded, and Salvianus mentioned a tench of 20 pounds. As for the quality of its flesh, opinions differ, some persons considering it unpalatable, while others regard it as delicious and wholesome.

Genus *LEUCISCUS* Cuvier

Body oblong, compressed or robust, covered with moderate or small scales; lateral line decurved, complete, or variously imperfect; mouth usually large and terminal, the lips normal, without barbel; teeth mostly 2, 5-4, 2 (in American species some

times 1, 5-4, 2, or even by atrophy, 1, 4-4, 1) usually 2, 5-5, 2 in the European type, hooked, with rather narrow grinding surface or none; anal basis short or more or less elongate; dorsal fin posterior, usually behind ventrals; intestinal canal short. Size generally large, some species very small. A very large group, one of the largest current genera in ichthyology, represented by numerous species in the rivers of Europe, Asia, and North America. . . Individual irregularities in dentition are common in this genus.

The typical species of the genus, *Leuciscus leuciscus*, is the common dace or vandoise of Europe, and differs greatly from any of the American forms. The presence of various intermediate species, however, makes it impossible to draw any satisfactory line between the dace, *Leuciscus*, on the one hand, and such extreme forms as the long-mouthed minnows, *Clinostomus*, on the other.

Clinostomus is a peculiar group of small, fine-scaled minnows, with the gape of the mouth larger than in any other *Cyprinidae* whatever. The relationship of the species to those called *Richardsonius* is however very close. (After Jordan and Evermann)

Subgenus *CLINOSTOMUS* Girard

72 *Leuciscus elongatus* (Kirtland)

Red-sided Shiner

Luxilus elongatus KIRKLAND, Rep't Zool. Ohio, 169, 1836; Bost. Jour. Nat. Hist. III, 339, pl. IV, fig. 1, 1841.

Leuciscus proriger GÜNTHER, Cat. Fish. Brit. Mus. VII, 245, 1868.

Squalius elongatus JORDAN & GILBERT, Bull. 16, U. S. Nat. Mus. 232, 1883.

Phoxinus elongatus BEAN, Fishes Penna. 52, 1893.

Leuciscus elongatus DE KAY, N. Y. Fauna, Fishes, 214, 1842; STORER, Syn. Fish. N. A. 161, 1846; GÜNTHER, Cat. Fish. Brit. Mus. VII, 245, 1868; JORDAN & EVERMANN, Bull. 47, U. S. Nat. Mus. 240, 1896.

The red-sided shiner has an elongate fusiform body, its greatest depth two ninths of the total length without the caudal, its greatest width nearly one half of its depth. The caudal peduncle is long and slender, its least depth two fifths of greatest

depth of body. The head is large, two sevenths of total length without the caudal, with long pointed snout and wide mouth. The snout is as long as the eye and two sevenths as long as the head. The width of the interorbital space is about equal to the diameter of the eye. The lower jaw projects strongly. The maxilla reaches to below the middle of the eye. The gill openings are wide, the membranes separated by a very narrow isthmus. The dorsal origin is over the 25th scale of the lateral line; the base of the fin is two fifths as long as the head; the longest ray is as long as the head without the snout; the last ray is about half as long as the longest. The ventral origin is under the 23d scale of the lateral line; the fin extends to the vent, equaling length of eye and snout combined. The anal origin is under the 37th scale of the lateral line; the anal base is two fifths as long as the head; the longest ray twice as long as the last ray and one fourth of its distance from the tip of the snout. The caudal is large and deeply forked. The pectoral is two thirds as long as the head, extending to below the 17th scale of the lateral line. The lateral line is abruptly decurved over the anterior half of the pectoral. D. iii, 7; A. iii, 7; V. 8; P.14. Scales 12-63-7 (sometimes 10-70-5); teeth 2, 5-5, 2, hooked, some of them with a narrow grinding surface. In spirits the color is dark brown; a narrow dark stripe along the middle of the side extending on the head and around the snout; the fins are pale. In life the back is dark bluish, the belly silvery; breeding males have the first half of the lateral stripe crimson and the belly and lower fins rosy. The specimen described, number 8467, U. S. National Museum, from Meadville, Pa., is 3 inches long.

The red-sided shiner is found from Pennsylvania to Minnesota; abundant in clear streams of the Great lakes region and the upper Mississippi valley. In the Lake Ontario basin the U. S. Fish Commission collectors obtained it in the following localities in 1894: Spring brook, Pulaski, July 24; Wart creek, July 24; Three Mile creek, Oswego, July 27.

Subgenus **PHOXINUS** Rafinesque73 *Leuciscus margarita* (Cope)*Pearl Minnow*

Clinostomus margarita COPE, Cypr. Penn. 377, pl. 13, fig. 1, 1866.

Squalius margaritus JORDAN & GILBERT, Bull. 16, U. S. Nat. Mus. 235, 1883.

Phoxinus margaritus BEAN, Fishes Penna. 53, 1893.

Leuciscus margarita GÜNTHER, Cat. Fish. Brit. Mus. VII, 246, 1868; JORDAN & EVERMANN, Bull. 47, U. S. Nat. Mus. 241, 1896.

Muzzle obtuse, mouth oblique, scarcely attaining the line of the anterior margin of the orbit; head four times in body to base of caudal fin, equal to greatest depth; eye three fourths its diameter from end of muzzle, and equal to postero-inferior margin of operculum. Scales less exposed on anterior than on posterior regions: 11-58-8 to 9. The lateral line is discontinued 5 to 8 scales anterior to the caudal fin. Pharyngeal teeth slender, 2, 5-4, 2. Dorsal originating behind origin of ventrals, i, 8; A. I, 8; V. 8, extending three fourths from its origin to the anus; P. 17, reaching two thirds way to ventrals.

	Lines
From origin of caudal to first dorsal ray.....	12
From first dorsal ray to hind margin of orbit.....	9.5
From first dorsal ray to end of muzzle.....	13.5
From first anal ray to caudal base.....	8
From end of muzzle to base of ventrals.....	12

Total length, 2 inches 6 lines.

Coloration above light olive, without dorsal line, but darker shade at origin of dorsal fin with a minute slaty dusting and a few lateral speckles of the same. Sides to halfway above the lateral line and opercula plumbeous silvery; below bright crimson (in midsummer) to lower margins of pectoral and ventral fins; median line below straw-colored. Muzzle blackish; fins unspotted. (After Cope)

The pearl minnow was supposed to be limited to the Susquehanna river and its tributaries, but it is now known southward to the James and the head waters of the Kanawha, and has

been reported, somewhat doubtfully, from Cemetery creek, at Watertown N. Y. by Dr Evermann.

It is a stout-bodied little species, growing to a length of 3 inches.

Genus *IDUS* Heckel

Pharyngeal teeth in two series, 3, 5-5, 3, four of those in the principal row laterally compressed and hooked at the tips; lateral line complete; eyes small. Scales small; dorsal and anal fins short, without thickened anterior rays; mouth small, terminal, oblique.

74 *Idus idus* (Linnaeus)

Golden Ide (Introduced)

Cyprinus idus LINNAEUS, Syst. Nat. ed. X, I, 324, 1758.

Leuciscus idus CUVIER & VALENCIENNES, Hist. Nat. Poiss. XVII, 228, 1844;

GÜNTHER, Cat. Fish. Brit. Mus. VII, 229, 1868.

Idus melanotus HECKEL & KNER, Süßw. Fische, 147, figs. 77, 78, 1858.

Idus idus JORDAN & EVERMANN, Check List Fishes N. A. 512, 1896.

Body moderately elongated and compressed; least height of caudal peduncle two fifths of greatest depth of body, which is two sevenths of total length without caudal; length of head one fourth of total length without caudal; eye large, four times in head and twice in interorbital distance, about as long as the snout; mouth small; jaws equal in length, the maxillary reaching to below the posterior nostril; pharyngeal teeth 5, 3-3, 5, hooked, not serrated; dorsal outline almost regularly arched, similar to ventral outline, top of head slightly flattened; dorsal origin at, or somewhat behind, the middle of the length, directly over the origin of the ventral, its height nearly equal to length of head; ventrals in advance of dorsal, and extending to the vent; pectorals short, not reaching to ventrals; caudal deeply forked, its lobes equal; lateral line decurved, its second half well below the median line. Vertebrae $26 + 21 = 47$. Reaches a length of 18 or 20 inches and the weight of 6 pounds. D. 11-12; A. 13-14; V. 10. Scales 9 or 10-56 to 59-7, four and one half series between the lateral line and ventral fin.

A variety known as the golden ide, orfe, or gold nerfling has been introduced, for ornamental purposes, into American ponds.

The back and sides are vermilion or orange red; belly silvery; a broad indistinct band of violet tint runs longitudinally to the tail, and divides the deep red of the back from the pale tint of the lower parts; all fins red at base and pale at tips; iris golden red, with a black pupil.

Genus **ABRAMIS** Cuvier

Subgenus **NOTEMIGONUS** Rafinesque

Body subelliptic, strongly compressed, both back and belly curved; back narrowly compressed, almost carinated; belly behind ventral fins forming a keel over which the scales do not pass. Head small, conic; mouth small, oblique or horizontal, without barbels; scales rather large; lateral line continuous, strongly decurved; dorsal fin inserted behind the ventrals; anal fin with its base more or less elongate; teeth 5-5, hooked, with grinding surface, the edges more or less crenate or serrate; alimentary canal short, though rather longer than the body; size rather large.

Several species, one of them in coastwise fresh waters from Nova Scotia to Maryland, west to Dakota; another in rivers of the South Atlantic states and south to Texas. A peculiar form in Central park, New York city.

75 **Abramis crysoleucas** (Mitchill)

Roach; Golden Shiner

Cyprinus crysoleucas MITCHILL, Rep. Fish. N. Y. 23, 1814.

Cyprinus hemiplus RAFINESQUE, Amer. Month. Mag. II, 121, Dec. 1817.

Lake George, Lake Saratoga.

Abramis versicolor DE KAY, N. Y. Fauna, Fishes, 191, pl. 32, fig. 103, 1842.

Stilbe chrysoleucas DE KAY, N. Y. Fauna, Fishes, 204, pl. 29, fig. 91, 1842.

Abramis americanus GÜNTHER, Cat. Fish. Brit. Mus. VII, 305, 1868.

Notemigonus chrysoleucas JORDAN & GILBERT, Bull. 16, U. S. Nat. Mus.

250, 1883; BEAN, Fishes Penna. 53, pl. 24, fig. 42, 1893.

Abramis crysoleucas JORDAN & EVERMANN, Bull. 47, U. S. Nat. Mus. 250, 1896, pl. XLV, fig. 111, 1900.

The body of the roach is compressed, the back elevated and the head depressed and very small. The depth of the body is one third of the total length without the caudal; the head is contained four and two third times in this length. The eye is

contained three and one half times in the length of the head. The mouth is small, oblique, the maxillary not reaching to vertical through front of eye. The dorsal fin is much higher than long; its base is equal to the least depth of the caudal peduncle or twice the diameter of the eye, situated on middle of body opposite the space between the ventral and anal fins. Anal longer than dorsal, its longest ray slightly exceeding the length of the base. Caudal forked. Lateral line much decurved on lower half of body behind pectorals. D. 8; A. 13. Scales 10-53-3. Teeth 5-5, hooked and with grinding surface.

The roach, shiner, golden shiner or bream is one of the commonest fishes of the eastern states. It is found from New England to Minnesota and southward. A variety of the roach replaces the common northern form from North Carolina to Texas.

Evermann and Bean obtained it at Rouse Point N. Y. and in Scioto creek, Coopersville N. Y. July 19, 1894. In the Lake Ontario basin, the U. S. Fish Commission has it from:

Salt brook, 1½ miles above Nine Mile point	June 11, 1893
Cape Vincent	June 21, 1894
Grenadier island	June 27, 1894
Black river, Huntingtonville	July 5, 1894
Guffon creek, Chaumont	July 7, 1894
Chaumont river	July 10, 1894
Black creek, Scriba Corners	July 17, 1894
Mouth Salmon river, Selkirk	July 25, 1894

Dr Meek secured it in sluggish water on the flats near Ithaca.

The roach is abundant in the lakes of Central park and in the Bronx; it was not found in the large lake of Prospect park, Brooklyn.

Eugene Smith records its occurrence in the vicinity of New York associated with the common sunfish, killies, and catfish.

The roach grows to a length of 1 foot and a weight of 1½ pounds. It frequents sluggish waters, abounding in bayous and weedy ponds, as well as in tidal waters. According to Jordan,

its favorite shelter is the yellow pond lily. It may be readily distinguished by its shape, which resembles that of the shad, and by the very long anal fin, which contains from 14 to 17 rays. The colors of this fish are greenish above and the sides silvery with golden reflections. Fins usually yellowish; lower fins scarlet in breeding males.

Though the roach is not a good food fish, it is taken by the hook in large numbers and is a very useful species for bait.

The roach, writes Eugene Smith, is an active fish and lives well in the aquarium, becoming very familiar with its keeper. Owing to the small size of its gullet, the smaller individuals will at length starve unless their food is much comminuted. The fish spawned in captivity in May, and early in December of the same year the young were $1\frac{1}{2}$ inches long. The adults do not like earthworms, but feed freely on chopped hard clams.

76 *Abramis chrysoleucas roseus subsp. nov.*

Irish Roach; Pearl Roach

Abramis chrysoleucas subspecies, BEAN, Bull. Amer. Mus. Nat. Hist. N. Y. IX, 334, 1897.

The "Irish roach" or "pearl roach" of a lake in Central park, New York city, is even more distinct from the typical northern roach than is the subspecies *bosci* of the rivers of the South Atlantic states, and should receive a name. This form is readily distinguished from *A. chrysoleucas* by its short and deep body, uniform size of scales on all parts of the body, and the permanent vermilion color of the pectoral, ventral, and anal fins. An example studied in the New York aquarium has D. i, 7; A. i, 12; V. i, 8, scales 10-48-4; teeth 5-5, hooked, crenate, and with a grinding surface. The lateral line apparently is not so strongly decurved as in *A. chrysoleucas*.

This is a beautiful fish and extremely shy in captivity. Two females and a male were ready to spawn in the aquarium about the end of June 1896. The females cast their eggs, but they were immediately eaten by the fish.

Genus **NOTROPIS** Rafinesque

Body oblong or elongate, more or less compressed; mouth normal, mostly terminal and oblique, sometimes subinferior; no barbels; teeth in one or two rows, those of the larger row always 4-4, hooked, sharp edged, or with a narrow grinding surface; scales large, often closely imbricated, those before the dorsal rarely very small; lateral line complete or nearly so, usually decurved; dorsal fin inserted above, or more usually behind, the ventrals; anal fin short or moderately long; abdomen rounded, never sharp edged. Coloration more or less silvery, often brilliant, the males in spring usually with red or white pigment and the head with small tubercles. A very large group of small fishes, specially characteristic of the fresh waters of the eastern United States, containing about 100 species, many of them characterized by extensive individual variations. (After Jordan and Evermann)

77 *Notropis bifrenatus* (Cope)*Bridled Minnow*

Hybopsis bifrenatus COPE, Cypr. Penna. 384, 1866; GÜNTHER, Cat. Fish. Brit. Mus. VII, 211, 1868 (as a doubtful species).

Hemitremia bifrenata JORDAN & GILBERT, Bull. 16, U. S. Nat. Mus. 162, 1883.

Notropis bifrenatus JORDAN, Check List Fishes N. A. 22, 1885; JORDAN & EVERMANN, Bull. 47, U. S. Nat. Mus. 258, 1896.

Front convex between the orbits; length of muzzle equals diameter of iris band and pupil, sometimes nearly equals orbit. Iris colored in continuation of the lateral band. The lateral line rarely extends half way to the dorsal fin, while the pores of the same may be observed at the bases of the scales for half the remaining length of the animal. Length of the largest specimen, 19 lines; breadth of muzzle at nares, 1.5 lines. Radii of the scales strong.

Color above straw, the scales delicately brown edged; below impure white, with a narrow black line along base of anal fin to caudal. Along each side from caudal fin around the end of muzzle including the end of the mandible, a shining black band

one and one half scales in width. This is bordered above on the muzzle, forming an arc from orbit to orbit, by an orange band, which is strongly margined above by the brown of the top of the front. Opercular and suborbital regions below the black band, pure silvery. (Rearranged from Cope)

Head four and one fifth; depth four and one fifth; eye three. D. 8; A. 7. Scales 5-36-3; teeth 4-4. Body rather slender, the caudal peduncle somewhat contracted; head moderate, the muzzle very obtuse; mouth oblique, the jaws about equal, upper lip opposite lower part of pupil; eye large, longer than snout; lateral line developed for a very short distance. 13 scales before dorsal. Length $1\frac{1}{2}$ to 2 inches.

This little minnow has no common name. It is found from Massachusetts to Maryland and is abundant in tributaries of the Delaware river. On account of its conspicuous colors, it is a useful bait for game fishes, specially the black bass.

78 *Notropis anogenus* Forbes

Notropis anogenus FORBES, Bull. Ill. Lab. Nat. Hist. 138, 1885; MEEK, Ann. N. Y. Acad. Sci. IV, 304, 1888, Canal near Montezuma, N. Y.; JORDAN & EVERMANN, Bull. 47, U. S. Nat. Mus. 259, 1896.

Head four and one fourth; depth four and two fifths; eye three and one fourth. D. 8; A. 7. Lateral line 34 to 37, 13 before dorsal. Teeth 4-4. Very similar to *N. heterodon*, but with the lateral line usually complete; the mouth very small and very oblique, almost wholly anterior; the lower jaw included, the upper lip above level of pupil; snout very short, blunt, shorter than eye. Dusky; a dusky lateral band through eye, ending in a faint black spot at base of caudal; a black speck above each pore of lateral line; chin black. Length $1\frac{1}{2}$ inches. Western New York (Cayuga lake, Meek) to northern Illinois; rather scarce. (After Jordan and Evermann)

According to Meek the species is quite common in the canal near Montezuma N. Y. It is the smallest of all the Cayuga lake fishes.

79 *Notropis cayuga* Meek

Notropis cayuga MEEK, Ann. N. Y. Acad. Sci. IV, 305, 1888, Cayuga Lake, N. Y.; JORDAN, Bull. U. S. F. C. IX, 17, 1891; JORDAN & EVERMANN, Bull. 47, U. S. Nat. Mus. 260, 1896.

Head four and one sixth; depth four and one half; eye three and one half. Scales 36; before dorsal 14. Teeth 4-4. Allied to *N. heterodon*, from which it may be best known by the absence of black on the chin. Lateral line wanting on some scales; mouth very small, anterior, the maxillary not reaching the eye; jaws subequal; eye large, equal to snout. Scales above dark edged, the outlines very sharply defined; chin not black; a black stripe through snout and eye, a dusky lateral shade and a small caudal spot. Length $2\frac{1}{2}$ inches. Cayuga lake and northern New York, westward to Assiniboia, South Dakota, Nebraska, Kansas and Arkansas. Not rare, but hitherto usually confounded with *N. heterodon*. (After Jordan and Evermann)

Several examples were taken by Dr Meek near Ithaca. The longest was $2\frac{2}{3}$ inches. He also obtained it from the canal near Montezuma N. Y.

The U. S. Fish Commission parties secured this minnow in many localities in 1894.

Mouth of Little Salmon creek	July 25
Chaumont river	July 10
Black creek, tributary of Oswego river	July 17
Three Mile creek, Oswego	July 27
Great Sodus bay	Aug. 6
Guffon creek, Chaumont	July 7
Four Mile creek, Nine Mile point, Webster	Aug. 9
Cemetery creek, Watertown	July 5
Mud creek, Cape Vincent	June 25
Mill creek, Sacketts Harbor	July 2

80 *Notropis heterodon* (Cope)

Alburnops heterodon COPE, Proc. Ac. Nat. Sci. Phila. 281, 1864.

Hybopsis heterodon COPE, Cypr. Penna. 382, 1866.

Leuciscus heterodon GÜNTHER, Cat. Fish. Brit. Mus. VII, 261, 1868.

Hemitremia heterodon JORDAN, Man. Vert. 303, 1878; JORDAN & GILBERT, Bull. 16, U. S. Nat. Mus. 163, 1883.

Notropis heterodon JORDAN, Cat. Fish. N. A. 22, 1885; JORDAN & EVERMANN, Bull. 47, U. S. Nat. Mus. 261, 1896.

Head four; depth four; eye three in head. D. 8; A. 8. Scales 5-36-3, the lateral line extending about half the length of

body; teeth 4-4, often crenate. Body moderately stout, the back somewhat elevated; head rather pointed, the muzzle acuminate; mouth oblique, lower jaw projecting, upper lip opposite upper rim of pupil; maxillary extending to opposite front of orbit; 13 scales in front of dorsal; lateral line usually more or less imperfect. Color olivaceous; chin black; a blackish rostral band; sides with a leaden or dusky band. Length $2\frac{1}{2}$ inches. New York to Michigan and Kansas, common. Variable. (After Jordan and Evermann)

Common in all the sluggish water on the flats near Ithaca. Not found at the north end of the lake, where it seems to be replaced by *Notropis anogenus*. Meek

The U. S. Fish Commission collectors have obtained it at Cape Vincent N. Y. June 21, Stony Island, July 2 and 3, and at Guffon creek, Chaumont, July 7, 1894.

81 *Notropis blennius* (Girard)

Straw-colored Minnow

Alburnops blennius GIRARD, Proc. Ac. Nat. Sci. Phila. 194, 1856. Pacific R. R. Surv. X, 261, pl. 57, figs. 13-16, 1858.

Minnilus blennius JORDAN & GILBERT, Bull. 16, U. S. Nat. Mus. 193, 1883.

Notropis blennius JORDAN, Cat. Fish. N. A. 24, 1885; JORDAN & EVERMANN, Bull. 47, U. S. Nat. Mus. 261, 1896.

Body slender, elongate, its greatest depth one fifth of total length without caudal; head rather large, one fourth of total length without caudal; the eye large, a little longer than snout, one third as long as the head; mouth small, inferior, horizontal, the maxilla reaching to front of orbit; snout very obtuse; dorsal a little nearer to tip of snout than to base of caudal, its origin about over end of pectoral, its longest ray three fourths as long as the head; teeth 4-4; 13 to 15 rows of scales before dorsal. The ventral is under the base of the dorsal, its length equal to length of head without snout. D. 8 to 9; A. 7 to 8. Scales 5 to 6-32 to 38-4.

Color pale olivaceous; sides usually pale; usually a darker dorsal band and a small dark blotch before dorsal, sometimes a plumbeous lateral stripe but no caudal spot; fins all plain. Length 2 to $2\frac{1}{2}$ inches.

This small minnow is found in the Great lakes region, westward to Dakota and south to Texas. The U. S. Fish Commission collectors secured a moderate number of specimens in 1894 at the following localities.

Cape Vincent	June 23
Grenadier island	June 27
Little Stony brook, Henderson bay	July 4
Big Sandy creek, Belleville	July 12
Mouth Salmon river, Selkirk	July 25
Great Sodus bay	Aug. 6

Dr B. W. Evermann and Barton A. Bean secured 12 examples in Scioto creek, Coopersville N. Y. July 19, 1894. They also took many specimens July 17 in the St Lawrence river, 3 miles below Ogdensburg N. Y. Dr Evermann observed a diffuse plumbeous band along the side, each scale in the lateral line punctate with black, making the lateral line very conspicuous. In many a very small black spot was present at base of caudal. The dorsal was very low, only five ninths length of head.

82 *Notropis proce* (Cope)

Shiner

Hybognathus proce COPE, Proc. Ac. Nat. Sci. Phila. 279, 283, 1864.

Hybopsis proce COPE, Cypr. Penna. 385, pl. XI, fig. 2, 1866.

Leuciscus proce GÜNTHER, Cat. Fish. Brit. Mus. VII, 260, 1868.

Cliola proce JORDAN & GILBERT, Bull. 16, U. S. Nat. Mus. 169, 1883.

Notropis proce JORDAN, Cat. Fish. N. A. 23, 1835; BEAN, Fishes Penna. 37, 1893; JORDAN & EVERMANN, Bull. 47, U. S. Nat. Mus. 264, 1896.

This little minnow has a short, slender and compressed body and a very slender caudal peduncle. The greatest depth, at the dorsal origin equals the length of the head, which is about one fourth of the total without caudal. In some described specimens the head is contained four and three fourths times and the depth of the body five and one fourth times in total length without caudal. The snout is short and obtuse, shorter than the eye, which is two fifths as long as the head. The mouth is terminal and small, the maxilla not reaching to front of eye, and the jaws equal. The lateral line is gently curved down-

ward over the pectoral and, in the specimen examined, becomes interrupted in its posterior half. The dorsal origin is over the 12th scale of the lateral line and nearly over the ventral origin. The dorsal base is a little more than half as long as the head, and the longest ray is as long as the head. The ventral reaches to the anal origin. The anal base is half as long as the head and the longest anal ray is four fifths as long as the head. The caudal is moderately forked. D. 8; A. 7; V. 8; P. 13. Scales 5-32 to 34-3; teeth 4-4. Length of specimen described, from Havre de Grace Md., $2\frac{1}{4}$ inches. Color in spirits light brown, the belly pale and lower half of head silvery. A narrow dark line along the top of the back and a narrow dark median band continued forward on the nose. Fins all pale. In life the body is olivaceous with a dark lateral stripe. The long tail suggests the name *pro cne*, a kind of swallow.

The shiner is found from western New York to Maryland. Prof. Cope found it abundant in the tributaries of the Delaware and Susquehanna, in slow moving streams. It reaches the length of $2\frac{1}{2}$ inches.

Eugene Smith records it as "very plentiful in the small brooks directly running into tide water. It appears to approach the sea more closely than any other minnow, though it is never found in brackish water. It delights in strong currents, but in captivity lives well in the aquarium, feeding voraciously. It is almost entirely carnivorous. The Palisade ridge is probably the furthest limit of this species towards the east. It is met with in company of the suckers and the roach."

It has proved an excellent bait for the game fishes.

83 *Notropis hudsonius* (DeWitt Clinton)

Spawn-eater; Smelt

Clupea hudsonia DE WITT CLINTON, Ann. Lyc. Nat. Hist. N. Y. I, 49, pl. 2, fig. 2, 1824 (*vide* Günther).

Leuciscus hudsonius DE KAY, N. Y. Fauna, Fishes, 206, pl. 34, fig. 109, 1842. (Hudson river and tributaries)

Hybopsis hudsonius COPE, Cypr. Penna. 386, pl. 12, fig. 3, 1866.

Cliola hudsonia JORDAN & GILBERT, Bull. 16, U. S. Nat. Mus. 171, 1883.

Notropis hudsonius JORDAN, Cat. Fish. N. A. 24, 1885; BEAN, Fishes Penna. 38, 1893; JORDAN & EVERMANN, Bull. 47, U. S. Nat. Mus. 269, 1896, pl. XLVII, fig. 119.

The spawn-eater has a moderately elongate and compressed body, its greatest height contained four and one half times in the total length without caudal, and about equal to length of head. The head is conical, with short, blunt snout equal to the diameter of the eye, which is contained three and one half times in the length of the head. The space between the eyes equals length of postorbital part of head. Mouth small, nearly horizontal, the lower jaw very slightly the shorter, the maxilla reaching the vertical through the posterior nostril. The lateral line is slightly curved downward over the pectoral, straight and median for the rest of its course. The origin of the dorsal is over, and of the ventral under, the 13th scale of the lateral line. The dorsal base is two thirds as long as the head, and the longest ray as long as the head. The ventral reaches nearly or quite to the vent. The anal origin is under the 24th scale of the lateral line; the anal base is one half and the longest anal ray four fifths as long as the head. The caudal is large and deeply forked, its middle rays half as long as the outer. D. 8; A. 8 or 9; V. 8; P. 14. Scales 7-38-5; teeth 2, 4-4, 1 or 2, with a narrow grinding surface on at least two. Length of specimens described from Washington D. C. $3\frac{1}{2}$ to $4\frac{1}{4}$ inches. Color in spirits pale brown, the fins and all of head except upper surface pale; a broad median silvery band, its greatest width about equal to diameter of eye; a dusky spot at the root of the caudal in the young.

The spawn-eater is said to occur from Lake Superior to New York and southward. In Pennsylvania begins a form elsewhere described as *N. amarus*, which differs in the structure of the pharyngeal teeth.

This minnow does not much frequent small streams, but is abundant in the Delaware river and also in Lake Erie. De Kay records its occurrence in the Hudson and its tributaries.

In the Lake Ontario region the U. S. Fish Commission collectors obtained numerous specimens in these localities.

Salt brook, 1½ miles above Nine Mile point	June 10-11, 1893
Cape Vincent	June 21, 1894
Grenadier island	June 27, 1894
Horse island, Sacketts Harbor	June 30, 1894
Mouth Salmon river, Selkirk	July 25, 1894
Three Mile creek, Oswego	July 27, 1894
Great Sodus bay	Aug. 6, 1894
Long pond, Charlotte	Aug. 17, 1894
Lake shore, mouth Long pond	Aug. 17, 1894
Nine Mile point, Webster	Aug. 23, 1894
East end Lake Ontario	1894

Livingston Stone also collected the species at Cape Vincent Aug. 9, 1898.

In the Lake Champlain basin Evermann and Bean obtained it at Scioto creek, Coopersville, and Rouse Point July 19, 1894.

The spawn-eater reaches the length of 10 inches. Its teeth are usually four in the principal row and two in the inner. Its spawn-eating habits are not verified.

84 *Notropis hudsonius amarus* (Girard)

Gudgeon

Hudsonius amarus GIRARD, Proc. Ac. Nat. Sci. Phila. 210, 1856. (Chesapeake Bay; Potomac river at Washington)

Hybopsis storerianus COPE, Cypr. Penna. 386, 1866.

Leuciscus storerianus GÜNTHER, Cat. Fish. Brit. Mus. VII, 250, 1868; KIRTLAND, Bost. Jour. Nat. Hist. V, 30, pl. IX, fig. 2, 1847.

Cliola storeriana JORDAN & GILBERT, Bull. 16, U. S. Nat. Mus. 170, 1883.

Notropis amarus BEAN, Fishes Penna. 39, pl. 23, fig. 37, 1893.

Notropis hudsonius amarus JORDAN, Cat. Fish. N. A. 24, 1885; JORDAN & EVERMANN, Bull. 47, U. S. Nat. Mus. 270, 1896.

The gudgeon has a moderately elongate and compressed body and a slender caudal peduncle. The greatest depth equals one fourth of the total length to base of caudal, and the least depth of the peduncle equals the length of the postorbital part of head. The head is rather short with an obtuse short snout; the length of the head is nearly one fourth of the total to base of caudal. The snout is one fourth and the eye one third as long as the head. The maxilla extends to the vertical through the front of

the eye; the lower jaw is slightly included; the mouth is slightly oblique. The width of the head equals nearly two thirds of its length. The distance between the eyes equals the length of the orbit. The dorsal origin is over, and the ventral origin under, the 10th scale of the lateral line. The length of the dorsal base equals two thirds that of the head, and the longest dorsal ray is four fifths as long as the head. The anal base is as long as the postorbital part of the head and the longest ray is about two thirds as long as the head. The ventral reaches nearly to the vent, and the pectoral to below the 8th scale of the lateral line. The lateral line is very slightly bent downward over the pectoral. The caudal is moderate in size and deeply forked. D. ii, 7; A. ii, 7; V. 8; P. 15. Scales 6-36 to 39-4; teeth 1, 4-4, 1 or 1, 4-4, 0 in the example described, from the Susquehanna river. Length $4\frac{1}{4}$ inches. The teeth are slightly hooked, and two or three on each side have a developed grinding surface. The color in spirits is light brown, the sides of body and lower half of head silvery; the young have a narrow dusky median lateral band, which is sometimes continued on the snout, and a more or less distinct small dark blotch at the base of the caudal. The fins are all pale.

The gudgeon or smelt of Pennsylvania is a variety of *N. hudsonius* of Clinton, which ranges from Lake Superior to New York and south in streams east of the Alleghanies to Georgia. The southern form is the variety *amarus* of Girard, which exhibits some difference in its pharyngeal teeth. The species is an extremely variable one. It grows to a length of about 8 inches. Prof. Cope records it as abundant in the Susquehanna, specially in the lower part of the river.

This is a handsome silvery fish, and is as much used for food as its associate, the silvery minnow.

85 *Notropis whipplii* (Girard)

Silverfin

Cyprinella whipplii GIRARD, Proc. Ac. Nat. Sci. Phila. 198, 1856.

Photogenis spilopterus COPE, Cypr. Penna. 378, 1866.

Leuciscus spilopterus GÜNTHER, Cat. Fish. Brit. Mus. VII, 254, 1868.

Luxilus kentuckiensis KIRTLAND, Bost. Jour. Nat. Hist. V, 27, pl. VIII, fig. 3, 1847.

Hypsilepis kentuckiensis COPE, Cypr. Penna. 371, 1866.

Cliola whipplei JORDAN & GILBERT, Bull. 16, U. S. Nat. Mus. 178, 1883.

Cliola analostana JORDAN & GILBERT, *op. cit.* 179, 1883.

Notropis whipplei BEAN, Fishes Penna. 39, 1893.

Notropis whippilii JORDAN & EVERMANN, Bull. 47, U. S. Nat. Mus. 278, 1896, pl. XLVIII, fig. 121, 1900.

The silverfin has a moderately elongate body, which is fusiform in the adult. The caudal peduncle is short and stout. The depth of the body at the ventral fin equals nearly one fourth of the total length to the caudal base. The head is conical, compressed and with a pointed snout a little longer than the eye, which is two ninths as long as the head. The mouth is moderate, terminal, slightly oblique, the jaws nearly equal, the maxilla reaching to vertical through front of eye. The head is two ninths of the total length without caudal. The dorsal origin is a little behind the ventral origin and over the 15th scale of the lateral line. The length of the dorsal base equals one seventh of the total without caudal, and the longest ray is as long as the head without the snout. The ventral reaches nearly to the anal. The anal begins under the 21st scale of the lateral line; its base is as long as the dorsal base, and its longest ray is about two thirds as long as the head. The caudal is large and moderately forked. The lateral line curves downward over the pectoral. D. 8; A. 9; V. 8; P. 14. Scales 6-38 to 41-4; teeth 1, 4-4, 1, with more or less serrate edges. Length of specimen described, from the Susquehanna river, 4 inches.

In spirits the back is brown, the sides dull silvery, the scales with a dusky margin, and the lower parts are whitish. A narrow and long black blotch on the membrane between the 6th and 7th and another between the 7th and 8th dorsal rays. Lower fins pale. Males in spring have the fins partly or wholly charged with white pigment, and in the height of the breeding season the pigment in the dorsal has a greenish tint, and the top of the head and snout is covered with minute tubercles.

This is one of our finest minnows for the aquarium and is useful as food and bait for larger fishes.

The silverfin ranges from western New York to Virginia and west to Minnesota and Arkansas. It is a common and variable species. It reaches a length of 4 inches. In Pennsylvania it occurs in all the rivers and creeks, but according to Prof. Cope is least common in tributaries of the Delaware.

According to Dr Meek it is common on flats near Fall creek and in the southern end of Cayuga lake. Evermann and Bean took it in Scioto creek, Coopersville N. Y. in July 1894. In the Lake Ontario region the U. S. Fish Commission secured the following specimens:

Grenadier island	June 27, 1894
Horse island, Sacketts Harbor	June 30, 1894
Cape Vincent	June 21, 1894
Mill creek, Sacket Harbor	July 2, 1894
Cemetery creek and Black river, Watertown	July 5, 1894
Chaumont river	July 10, 1894
Great Sodus bay	Aug. 6, 1894
Creek near Pultneyville	Aug. 7, 1894

Specimens were obtained also by Livingston Stone at Cape Vincent Aug. 9, 1898, and presented to the State Museum.

Subgenus *LUXILUS* Rafinesque

86 *Notropis cornutus* (Mitchill)

Shiner; *Redfin*

- Cyprinus cornutus* MITCHILL, Amer. Month. Mag. I, 289, July, 1817. (meager preliminary notice); *op. cit.* II, 324, Feb. 1818. (Wallkill river, N. Y.)
- Cyprinus megalops* RAFINESQUE, Amer. Month. Mag. II, 121, Dec. 1817. (Hudson river, above the falls).
- Leuciscus vittatus* DE KAY, N. Y. Fauna, Fishes, 212, pl. 34, fig. 108, 1842. (Chittenonda and other tributaries of the Mohawk; also in Mohawk)
- Hypsilepis cornutus* COPE, Proc. Ac. Nat. Sci. Phila. 158, 1867.
- Leuciscus cornutus* DE KAY, N. Y. Fauna, Fishes, 207, pl. 29, fig. 92, 1842; GÜNTHER, Cat. Fish. Brit. Mus. VII, 249, 1868.
- Minnilus cornutus* JORDAN & GILBERT, Bull. 16, U. S. Nat. Mus. 186, 1883.
- Minnilus plumbeolus* JORDAN & GILBERT, Bull. 16, U. S. Nat. Mus. 192, 1883.
- Notropis megalops* JORDAN, Cat. Fish. N. A. 26, 1885; BEAN, Fishes Penna. 40, 1893.
- Notropis cornutus* JORDAN & EVERMANN, Bull. 47, U. S. Nat. Mus. 281, 1896.

The redbfin when young has the body moderately elongate, but it becomes deeper with age and much compressed. The caudal peduncle is short, and its depth equals length of postorbital part of head. The depth of the body at the ventral is contained three and one third to four times in the total length without the caudal. The head is short, deep and thin, its length one fourth of the total without caudal, its width about one half its length. The eye is as long as the snout and two sevenths as long as the head. Mouth moderate, terminal, oblique, the maxilla reaching about to vertical through front of eye. The dorsal origin is over, and the ventral origin under, the 12th scale of the lateral line. The length of the dorsal base equals one seventh of the total without the caudal, and its longest ray one fifth of the same length. The ventral reaches nearly or quite to vent. The anal origin is under the 23d scale of the lateral line. The anal base is one half, and the longest ray two thirds as long as the head. The caudal is large and deeply forked. The lateral line descends in a long curve, becoming straight and median over the anal origin. D. 8; A. 9; V. 8; P. 15. Scales 7-40 to 41-4; teeth 2, 4-4, 2, with narrow grinding surface. Length of specimens described, from 4 to 4½ inches.

The upper parts of this fish are steel blue and the scales are dusky at the edge and base. The sides are silvery, overlaid with a gilt line; there is another gilt band along the back. The belly is silvery except in spring males, in which it is a bright rosy color. The male in the breeding season has the lower jaw and the top of the head and nape covered with small tubercles. In the breeding condition this is a very handsome species, though the females and young lack the bright colors of the adult male.

The redbfin is known also as the common shiner, dace, rough-head, and banded dace. It is a very widely distributed species, is extremely variable, and, as a consequence, some geographic races have received distinct names. It extends from Maine to the Rocky mountains, but is absent from the Carolinas and Texas. It grows to a length of 8 inches. In Pennsylvania the species is common everywhere and is best known under the name of redbfin. It reaches a very large size in Lake Erie.

In New York Mitchill had it from the Wallkill; Rafinesque from the Hudson above the falls. De Kay knew it from the Mohawk and some of its tributaries including the Chittenonda. Dr Meek found it very common throughout the entire Cayuga lake basin. Evermann and Bean collected it in the Saranac river, Plattsburg, July 28, and in Scioto creek, Coopersville, July 19, 1894. They secured it also in the St Lawrence river, 3 miles below Ogdensburg, July 17, 1894. The U. S. Fish Commission field parties found it very common in the Lake Ontario basin 1892 to 1894, specimens having been recorded from: Sacket Harbor, Charlotte, Huntingtonville, Henderson Harbor, Cape Vincent, Pulaski, Oswego, Pultneyville, Pointbreeze, Webster, Belleville, Scriba Corners, Wart creek, North Hamlin and Salt brook.

The redfin runs into small brooks and is most abundant in eddies and other quiet parts of the streams. It has no value except as food and bait for larger fishes, specially the black bass and pike perch. The flesh is very soft and decays rapidly after death.

87 *Notropis cornutus frontalis* (Agassiz)

Leuciscus frontalis AGASSIZ, Lake Superior, 368, pl. 3, fig. 4, 1850, or *Hypsolepis frontalis* fide GÜNTHER.

Hypsilepis cornutus gibbus COPE, Proc. Ac. Nat. Sci. Phila. 158, 1867.

Minnilus cornutus var. *frontalis* JORDAN & GILBERT, Bull. 16, U. S. Nat. Mus. 187, 1883.

Notropis megalops frontalis MEEK, Ann. N. Y. Ac. Sci. IV, 307, 1888.

Notropis cornutus frontalis JORDAN & EVERMANN, Bull. 47, U. S. Nat. Mus. 283, 1896.

Very close to the typical *cornutus*, differing in its very heavy head and in the smaller number of scales (13 to 18) in advance of the dorsal. Great lakes; everywhere common in mouths of brooks. Dr Meek found it scarce near Ithaca and common near Montezuma N. Y.

Subgenus NOTROPIS

88 *Notropis atherinoides* Rafinesque

Emerald Minnow; Rosy Minnow

Notropis atherinoides RAFINESQUE, Amer. Month. Mag. II, 204, Jan. 1818.

Alburnus rubellus AGASSIZ, Lake Superior, 364, pl. 3, figs. 1-3, 1850.

Leuciscus rubellus GÜNTHER, Cat. Fish. Brit. Mus. VII, 254, 1868.

Minnilus rubellus and *dinemus* JORDAN & GILBERT, Bull. 16, U. S. Nat. Mus. 202, 1883.

Notropis atherinoides JORDAN, Cat. Fish. N. A. 27, 1885; MEEK, Ann. N. Y. Acad. Sci. IV, 308, 1888; BEAN, Fishes Penna. 44, 1893; JORDAN & EVERMANN, Bull. 47, U. S. Nat. Mus. 293, 1896.

The emerald minnow or rosy minnow has a long and thin body and the caudal peduncle moderately short and deep. The greatest depth of the body is contained four and three fourths to five and one half times in the total length to caudal base; the least depth of the caudal peduncle is contained $11\frac{1}{2}$ times in the same length. The greatest width of the body is one half its height. The head is of moderate size, its length two ninths of the total to caudal base. The snout is short and somewhat pointed, its length one fourth that of the head. Eye large, about three and one fourth times in length of head; mouth oblique, moderate, the maxilla reaching front of eye. The dorsal origin is midway between the eye and the base of the caudal, over the 17th scale of the lateral line. The base of the fin is two fifths as long as the head, and the longest ray equals the length of the head without the snout. The ventral origin is under the 13th scale of the lateral line, and the fin scarcely reaches to below the end of the dorsal base. The pectoral reaches to below the eighth or ninth scale of the lateral line. The anal origin is under the 24th scale of the lateral line; the base is one half as long as the head, and the longest ray equals the snout and eye combined. The caudal is rather large and deeply forked. The lateral line sweeps downward in a long and shallow curve, becoming nearly median over the anal base. D. ii, 7; A. ii, 9; V. 8; P. 14. Scales 6-39-4; teeth 2, 4-4, 2 or 1, some of them with a slight hook and narrow grinding surface. The specimens described (no. 8735, U. S. National Museum) are 4 to $4\frac{1}{2}$ inches long. In spirits the upper parts are light brown, the sides and cheeks silvery, and the belly golden brown; the fins all pale; the width of the silvery stripe equal to diameter of eye. In life the upper parts are greenish; breeding males have the snout rosy.

The emerald minnow is found in the Great lakes region, the Ohio valley and south to Tennessee, being abundant in lakes

and in rapids of rivers. The variety found in Pennsylvania has a shorter snout and a smaller eye than the typical *atherinoides* and has received the specific name *dinemus*; but the differences are not supposed to be constant. The emerald minnow reaches a length of 6 inches; it is gregarious like other minnows; and its golden lateral stripe on a clear green ground makes it a handsome species.

Dr Meek found one example near Ithaca, in Six Mile creek, below the falls. A few specimens were also found in a small stream near Montezuma dry dock, in company with *N. lythrurus*. Evermann and Bean caught a single example in Scioto creek, Coopersville, July 19, 1894; also three specimens in the St Lawrence river, 3 miles below Ogdensburg July 17, 1894. At Cape Vincent June 21, 1894, the U. S. Fish Commission collectors took 29 specimens, and at Grenadier island, June 27, they obtained 14 individuals. Livingston Stone also collected the species at Cape Vincent Aug. 9, 1898, and presented specimens to the State Museum.

89 *Notropis rubrifrons* (Cope)

Rosy-faced Minnow

Alburnus rubrifrons COPE, Proc. Ac. Nat. Sci. Phila. 85, 1865.

Alburnellus rubrifrons COPE, Cypr. Penna. 388, pl. XIII, fig. 3, 1866.

Leuciscus rubrifrons GÜNTHER, Cat. Fish. Brit. Mus. VII, 255, 1868.

Minnilus rubrifrons and *percobromus* JORDAN & GILBERT, Bull. 16, U. S. Nat. Mus. 202, 1883.

Notropis dilectus BEAN, Fishes Penna. 44, 1893.

Notropis rubrifrons JORDAN, Cat. Fish. N. A. 27, 1885; JORDAN & EVERMANN, Bull. 47, U. S. Nat. Mus. 295, 1896.

The rosy-faced minnow has the body moderately long and thin, with a short and deep caudal peduncle. The greatest depth of the body equals one fourth, and the least depth of the peduncle, one eighth of the total length to base of caudal. The head is moderate in size; its width one half of its length, which is one fourth of the total to base of caudal. The snout is pointed and shorter than the eye, which is one fourth to two sevenths as long as the head and equal to the distance between the eyes. The mouth is oblique, and the lower jaw projects slightly; the

maxilla reaches nearly to below the front of the pupil. The dorsal origin is over the 15th, and the ventral origin under the 12th scale of the lateral line. The base of the dorsal is half as long as the head, and the longest dorsal ray equals the length of the head without the snout. The ventral reaches to the vent, which is under the 18th scale of the lateral line. The anal base is as long as the snout and eye combined, and the longest anal ray is two thirds as long as the head. The caudal is moderate in size and deeply forked. The lateral line curves gently downward over the pectoral. D. ii, 7; A. ii, 8; V. 8; P. 13. Scales 6-36-4; teeth 2, 4-4, 2, hooked. The specimens described are 2 inches long. In spirits the body is pale brown; a silvery shade along the median line; the head silvery except above; belly golden; fins all pale. In life the upper parts are olive green and the sides silvery. Males in the breeding condition in spring have prickles on the snout and the forehead; gill covers and dorsal base with a rosy flush. The name *dilectus* means delightful.

The rosy-faced minnow, though reaching a length of only 3 inches or less, is a very beautiful fish. It is abundant in the Ohio valley and extends westward to Nebraska. This is the *Alburnellus rubrifrons* of Cope.

The U. S. Fish Commission collections of 1894 contain this minnow from Salt brook, 1½ miles above Nine Mile point June 11, Mill creek, Sacket Harbor July 2, Wart creek July 24, Sandy creek, North Hamlin Aug. 20.

Evermann and Bean secured it in abundance in Racquette river, Norfolk, July 18, 1894, and they had a few specimens from Scioto creek, Coopersville, July 19, 1894.

90 *Notropis amoenus* (Abbott)

Alburnellus amoenus ABBOTT, Amer. Nat. VIII, 334, 1874. Raritan River, N. J.

Notropis amoenus JORDAN, Bull. U. S. Fish Com. XIII, 102, 1891; JORDAN & EVERMANN, Bull. 47, U. S. Nat. Mus. 296, 1896.

Head four; depth five and one third (four and three fourths to five and one half); eye three and one third. D, 8; A. 10. Scales

6-39-3. Close to *Notropis rubrifrons*, but the scales before dorsal smaller, as in *N. photogenis*. Body elongate, compressed; eye large, longer than snout; mouth large, oblique, the jaws subequal, the maxillary reaching to below front of eye; 22 to 25 (rarely 18 to 20) scales before dorsal; lateral line much decurved; dorsal high, placed behind ventrals; pectorals moderate. Translucent green, sides silvery, with sometimes a faint plumbeous band ending in an obscure plumbeous spot. Length $3\frac{3}{4}$ inches. Clear streams east of the Alleghanies from the Raritan to the Neuse; abundant; formerly confounded with *N. photogenis*, of which it may be a variety. (After Jordan and Evermann)

Eugene Smith¹ says it is perhaps a variety of *N. photogenis* (Cope). Abbott mentions it from the Raritan river, near New Brunswick N. J.

91 *Notropis umbratilis lythrurus* Jordan

Redfin

Notropis lythrurus JORDAN, Proc. U. S. Nat. Mus. 476, 1884.

Hypsilepis diplaemia COPE, Proc. Ac. Nat. Sci. Phila. 162, 1867.

Minnilus diplaemius JORDAN & GILBERT, Bull. 16, U. S. Nat. Mus. 197, 1883.

Luaxilus lucidus GIRARD, Pacific R. R. Surv. Fishes, 282, pl. LX, figs. 9-12, 1858.

Notemigonus lucidus JORDAN & GILBERT, op. cit. 249, 1883.

Notropis lythrurus MEEK, Ann. N. Y. Ac. Sci. IV, 307, 1888.

Notropis umbratilis lythrurus JORDAN & EVERMANN Bull. 47, U. S. Nat. Mus. 300, 1896.

Head four and one fourth; depth four to four and one half; eye three to four. D. 7; A. 11. Scales 9-40 to 52-3; teeth 2, 4-4, 2. Body compressed, the caudal peduncle long; head long, conical, rather pointed; mouth large, moderately oblique, the premaxillary on level of pupil, the maxillary reaching to below eye; lower jaw somewhat projecting; eye moderate, about equal to muzzle; scales closely imbricated, crowded anteriorly, about 30 before dorsal; dorsal fin high, inserted about midway between ventrals and anal; pectorals not reaching ventrals;

¹Linn. Soc. N. Y. Proc. 1897. no. 9, p. 18.

ventrals reaching to vent; caudal fin long. Coloration dark steel blue above; pale or silvery below; a more or less evident black spot at base of dorsal in front; the fins otherwise all plain. Males with the anterior dorsal region and the head profusely covered with small whitish tubercles, the belly and lower fins being of a bright brick red in the spring. Females very pale olive, sometimes almost colorless. Length $3\frac{1}{2}$ inches. Minnesota to western New York (Cayuga lake), North Carolina, Alabama, and Kansas; generally abundant in small, clear streams. (After Jordan and Evermann)

Dr Meek took a single specimen from a small stream near the Montezuma dry dock.

GENUS RHINICHTHYS Agassiz

Body moderately elongate and little compressed, with usually stout caudal peduncle and long, conical nose; head rather large, sometimes broad and flat above; eye small; mouth small, sub-inferior, the upper jaw fixed by the union of the upper lip to the skin of the forehead; end of maxillary with a small barbel. Teeth 2, 4-4, 2 (sometimes 2, 4-4, 1) those of the principal row usually hooked, without grinding surface. A short intestinal canal; scales very small; lateral line decurved, continuous; dorsal origin slightly behind ventral; base of anal short. Small fishes inhabiting clear, cold brooks and streams.

92 *Rhinichthys cataractae* (Cuv. & Val.)

Long Nosed Dace; Niagara Gudgeon

- Gobio cataractae* CUVIER & VALENCIENNES, Hist. Nat. Poiss. XVI, 315, pl. 483 (poor), 1842 (specimen 5 inches long, from Niagara Falls, N. Y., Milbert); DE KAY, N. Y. Fauna, Fishes, 394; 1842. (After Cuvier and Valenciennes)
- Leuciscus nasutus* AYRES, Bost. Jour. Nat. Hist. IV, 299, pl. XIII, fig. 3 (very bad), 1844. West Hartford, Conn. Specimen $5\frac{1}{4}$ inches long.
- Rhinichthys marmoratus* AGASSIZ, Lake Superior, 354, pl. 2, figs. 1-2, 1850; GÜNTHER, Cat. Fish. Brit. Mus. VII, 189, 1868.
- Rhinichthys nasutus* GÜNTHER, op. cit. VII, 189.
- Argyreus nasutus* COPE, Cypr. Penna. 369, pl. XII, fig. 5, 1866.
- Ceraticthys cataractae* GÜNTHER, op. cit. VII, 176, 1878.
- Rhinichthys cataractae* JORDAN & GILBERT, Bull. 16, U. S. Nat. Mus. 207, 1883; BEAN, Fishes Penna. 46, 1893; JORDAN & EVERMANN, Bull. 47, U. S. Nat. Mus. 306, 1896.

The long nosed dace has a moderately elongate body, with short and stout caudal peduncle and a moderate sized head. The greatest depth is contained four and two thirds times in the total length without caudal; the least depth of the caudal peduncle eight and one half times. The width of the body equals the combined length of snout and eye. The length of the head is one fourth of the total without caudal and three times the length of the snout. The eye is placed high, one fifth to one quarter as long as the head and about two thirds as long as the interorbital width. The mouth is horizontal, small, placed under the snout, the lower jaw the shorter, the upper lip thick and provided with a small barbel at each end. The maxilla reaches to below the posterior nostril. The dorsal origin is above the 23d scale of the lateral line, and the ventral origin is under the 20th. The dorsal base is one half, and the longest ray four fifths as long as the head. The ventral reaches a little beyond the vent and almost to the anal origin. The pectoral reaches nearly or quite to the origin of the ventral, being longer in males. The anal origin is under the 34th scale of the lateral line and a little behind the end of the dorsal. The anal base is one half, the longest ray three fourths as long as the head. The caudal is comparatively large and well forked. The lateral line drops gently downward in a short curve over the pectoral and becomes median over that fin. D. ii, 7; A. ii, 6; V. 8; P. 12. Scales 13-57 to 65-10; teeth 2, 4-4, 2, three of the principal row hooked. Length of the specimen described (no. 8505, U. S. National Museum) $3\frac{1}{2}$ inches.

In spirits the color is brown mottled with grayish; the under surface of head sharply defined and pale; the fins all pale. Breeding males in spring have the lips, cheeks and lower fins crimson. The sides are without a black lateral band, which is characteristic of the black nosed species. The general color is olivaceous or dark green with the lower parts paler. The back is nearly black. Some of the scales are mottled with dark and olivaceous. The young have a trace of a dusky lateral band. The fish reaches the length of $5\frac{1}{2}$ inches.

The long nosed dace or Niagara gudgeon is found in New England and the Middle states, and in the Great lakes region in clear, cold water. In Pennsylvania, according to Cope, it is limited to the rapids and swift waters of the eastern part of the state.

Evermann and Bean collected 50 specimens in Saranac river, Plattsburg N. Y. July 28, 1894, but did not find it in the St Lawrence river or in the Lake Ontario tributaries. Though Dr Meek obtained no specimens of this species from Cayuga lake basin, he believes it a member of the fauna, as it is common in the streams south of Ithaca near Van Etnenville, Chemung co. N. Y.

The long nosed dace frequents rapids and rocky pools, and is associated in mountain regions with the brook trout. Its movements are swift and powerful and it is a very shapely little fish. As a bait for the black bass it is scarcely surpassed.

93 *Rhinichthys atronasmus* (Mitchill)

Black Nosed Dace; Brook Minnow

Cyprinus atronasmus MITCHILL, Trans. Lit. & Phil. Soc. N. Y. I, 460, 1815.
(Wallkill River; Fresh-water trout brooks of New York); Amer. Month. Mag. I, 289, Aug. 1817. Mud-fish, from Wallkill Creek.

Cyprinus vittatus RAFINESQUE, Amer. Month. Mag. II, 121, Dec. 1817.
Hudson River above the falls.

Leuciscus atronasmus DE KAY, N. Y. Fauna, Fishes, 205, pl. 23, fig. 69, 1842.

Rhinichthys atronasmus GÜNTHER, Cat. Fish. Brit. Mus. VII, 191, 1868;
JORDAN & GILBERT, Bull. 16, U. S. Nat. Mus. 208, 1883; MEEK, Ann. N. Y. Acad. Sci. 308, 1888; BEAN, Fishes Penna. 47, pl. 23, fig. 39, 1893; JORDAN & EVERMANN, Bull. 47, U. S. Nat. Mus. 307, 1896.

Argyreus atronasmus STORER, Hist. Fish. Mass. 122, pl. XXI, fig. 4, 1867.

The black nosed dace has a moderately long and stout body, with a broad back, and rather small conical head. The greatest depth of the body is contained four and one fourth to four and one half times in the total length without caudal. The least depth of the caudal peduncle equals one half greatest depth of body. The head is one fourth as long as the fish to caudal base; its width is about one half its length and the snout nearly one third to two sevenths. The eye is as long as the snout and much less than width of interorbital space. The mouth is small,

slightly oblique and with nearly equal jaws; the maxillary barbel small or wanting; the maxilla reaches to below the front edge of the posterior nostril. The dorsal origin is nearer to root of caudal than to tip of snout, over the 26th scale of the lateral line. The length of the base is contained two and one third times in that of the head, and the longest ray equals length of head without snout. The ventral origin is slightly in advance of the dorsal origin, and the fin extends to the vent. The pectoral reaches to the 16th scale of the lateral line. In breeding males it is greatly thickened. The anal origin is behind the end of the dorsal base, under the 34th scale of the lateral line; the fin is variable in length with sex and age, sometimes five sixths as long as the head. The caudal is small and not deeply forked. The lateral line curves downward over the pectoral, soon becoming median. D. ii, 6 or 7; A. ii, 6; V. 8; P. 11. Scales 10-56 to 63-10; teeth 2, 4-4, 2, three of the principal row strongly hooked. Length of the specimens described (no. 33984, U. S. National Museum) $2\frac{5}{8}$ to 3 inches. In spirits the upper parts are brown and are separated from the silvery lower parts by a dark lateral band, as wide as the short diameter of the eye and continued on the snout. Breeding males in spring have the lateral band and the lower fins crimson, running into orange in summer. In the young the dark median band extends on the tail fin.

The black nosed dace or "rockfish" is represented in our waters by two forms, one of which is found in the eastern part of the Great lakes region and from Maine to Virginia; this is replaced in the upper lake region and in the Ohio valley, southward to Georgia and Alabama, by the blunt nosed variety, *Rhinichthys obtusus* of Agassiz.

The species grows to the length of 3 inches.

The collections of the U. S. Fish Commission in the Lake Ontario region contained this species from a great many localities: Cape Vincent, Great Sodus Bay, Sacketts Harbor, Stony Island, Grenadier island, Oswego, Buena Vista, Belleville, Pulaski, Wart creek, Huntingtonville, Henderson bay, and Webster. The

fish were taken in June, July and August and were rather common in most places.

Evermann and Bean took one example in the St Lawrence river, 3 miles below Ogdensburg, July 17, 1894; they secured eight specimens in the Saranac, at Plattsburg, July 28, 1894. According to Dr Meek it is common near Ithaca in all streams above and below the falls; but was not found by him near Montezuma. Mitchill described the fish from fresh-water brooks of New York containing trout, chiefly from the Wallkill, where Rafinesque also knew of its occurrence. De Kay states its habitat to be clear, fresh-water streams and rivulets of New York and adjoining states. Eugene Smith found it associated with darters, blobs and small minnows in the vicinity of New York city.

This fish prefers clear small brooks. Swift and active in its movements and beautiful in colors, it is one of the most interesting inhabitants of the waters in which it lives. In the aquarium Eugene Smith observed it to eat voraciously of animal food and to be more hardy than any other minnow.

Genus *HYBOPsis* Agassiz

Body robust, or variously elongate; mouth terminal or inferior, with lips thin or somewhat fleshy, a conspicuous barbel always present and terminal on the maxillary; a second barbel sometimes present on each side; premaxillaries protractile. Teeth 4-4, or 1, 4-4, 1, or 0; hooked, the grinding surface narrow or obsolete. Scales usually rather large; lateral line continuous. Dorsal inserted over, in front of, or slightly behind ventrals; anal basis short. Males usually with nuptial tubercles, and sometimes flushed with red. A large and varied group, closely allied to *Notropis*, from which it differs chiefly in the presence of the small maxillary barbel. (After Jordan and Evermann)

Subgenus **ERIMYSTAX** Jordan94 *Hybopsis dissimilis* (Kirtland)*Spotted Shiner*

Luxilus dissimilis KIRTLAND, Bost. Jour. Nat. Hist. III, 341, pl. IV, fig. 2, 1841.

Ceraticthys dissimilis COPE, Cypr. Penna. 368, pl. 12, fig. 1, 1866; GÜNTHER, Cat. Fish. Brit. Mus. VII, 177, 1868; JORDAN & GILBERT, Bull. 16, U. S. Nat. Mus. 215, 1883.

Hybopsis dissimilis JORDAN, Cat. Fish. N. A. 29, 1885; BEAN, Fishes Penna. 48, 1893; JORDAN & EVERMANN, Bull. 47, U. S. Nat. Mus. 318, 1896.

The spotted shiner has a long and slender body, its greatest depth being nearly one fifth of the total length without the caudal. The caudal peduncle is long and low, its least depth two fifths of greatest depth of body. The width of the body equals two thirds of its depth. The head is moderately large, its length one fourth of the total without the caudal. The snout is long but obtusely rounded at the point, its length one and one half times the diameter of the eye, which is two sevenths of the length of the head. The mouth is small, inferior, horizontal, the maxilla reaching to below the anterior nostril and with a small barbel at its hind end. The gill openings are separated by a very broad isthmus. The dorsal begins over the 16th scale of the lateral line and slightly in advance of the ventral; the dorsal base is one half as long as the head; the longest ray is as long as the head without the snout; the last ray is as long as the snout. The ventral reaches to the vent, its length one seventh of the total without the caudal. The pectoral reaches to below the 13th scale of the lateral line. The anal origin is under the 27th scale of the lateral line; the anal base is short, equaling the diameter of the eye; the longest ray is as long as the ventral; the last ray is one third as long as the head. The caudal is moderately large and deeply forked, the middle rays one half as long as the external rays. The lateral line is nearly straight and median. D. ii, 8; A. ii, 6; V. 7; P. 15. Scales 6-43-5; teeth 4-4, hooked and with a short grinding surface. In spirits the back is brown, the lower parts are whitish, and the sides are broadly striped with silvery. In

life the lateral stripe is bluish and overlaid with dusky spots and is continued forward through the eye around the snout. The fins are pale. The specimen described, no. 36746, U. S. National Museum, from White River Ind., is $3\frac{1}{2}$ inches long.

The spotted shiner occurs in the Great lakes region and Ohio valley southward to Kentucky and west to Iowa. It is abundant in creeks of western Pennsylvania. Kirtland had the species from the Mahoning river and from Lake Erie. The species is most common in the Great lakes and in the channels of large streams, and does not run into small brooks. It is a ready biter and is caught in large numbers by hook fishing. It is useful as bait, being employed with minnows to bait the hooks on "set lines."

The species grows to the length of 6 inches, and derives its name from the bluish band along the sides which is interrupted so as to form spots. The sides are bright silvery in color and the fins unspotted. The body is long and slender.

Subgenus **HYBOPSIS** Agassiz

95 *Hybopsis storerianus* (Kirtland)

Lake Minnow

- Rutilus storerianus* KIRTLAND, Proc. Bost. Soc. Nat. Hist. I, 71, 1842. (Lake Erie)
- Leuciscus storerianus* KIRTLAND, Bost. Jour. Nat. Hist. V, 30, pl. 9, fig. 2, 1847; GÜNTHER, Cat. Fish. Brit. Mus. VII, 250, 1868.
- Ceraticthys lucens* JORDAN & GILBERT, Bull. 16, U. S. Nat. Mus. 213, 1883.
- Chiola storeriana* JORDAN & GILBERT, op. cit. 171, 1883.
- Hybopsis storerianus* JORDAN, Cat. Fish. N. A. 28, 1885; JORDAN & EVERMANN, Bull. 47, U. S. Nat. Mus. 321, 1896.

Body elongate, compressed, the dorsal outline ascending gradually to origin of dorsal, thence descending to the caudal fin; head short, compressed, its length four and one third in total without caudal; depth of body one fourth total; eye equal to snout, one third length of head; interorbital space broad, flat, somewhat grooved, its width about equal to eye; preorbital bone large, oblong, conspicuous, silvery; mouth rather small, horizontal, the lower jaw included; edge of premaxillary below level of eye; maxillary not reaching to front of orbit; barbel

conspicuous; snout boldly and abruptly decurved, the tip thickened, forming a sort of pad; lateral line somewhat decurved. Rows of scales along back converging behind dorsal, where the upper series run out, as in *Notropis cornutus*. Fins rather higher and more falcate than in *H. kentuckiensis*; dorsal fin inserted well forward, over ventrals; pectoral fins pointed, not reaching ventrals; ventrals not reaching vent; caudal long, deeply forked. Teeth usually 1, 4-4, 0, hooked, without grinding surface. Translucent greenish above; sides and below brilliantly silvery; cheeks and opercles with a bright silvery luster; fins plain; a slight plumbeous lateral shade; no caudal spot; no red. Length 5 to 10 inches. Lake Erie to Nebraska and eastern Wyoming, Tennessee, and Arkansas; abundant in the larger streams, specially in Iowa. (After Jordan and Evermann)

Kirtland found the lake minnow only in Lake Erie, where it was frequently taken with seines in fishing for other species. The U. S. Fish Commission recently added it to the fauna of the Lake Ontario basin, three specimens having been collected in Long pond, Charlotte, Aug. 17, 1894.

Subgenus *NOCOMIS* Girard

96 *Hybopsis kentuckiensis* (Rafinesque)

Horned Chub; River Chub

Luxilus kentuckiensis RAFINESQUE, Ichth. Ohien, 48, 1820.

Semotilus biguttatus KIRTLAND, Bost. Jour. Nat. Hist. III, 344, pl. V, fig. 1, 1841.

Leuciscus biguttatus DE KAY, N. Y. Fauna, Fishes, 214 (extralimital), 1842.

Ceratichthys biguttatus COPE, Cypr. Penna. 366, pl. 11, fig. 5, 1866; GÜNTHER, Cat. Fish. Brit. Mus. VII, 178, 1868; JORDAN & GILBERT, Bull. 16, U. S. Nat. Mus. 212, 1883.

Ceratichthys micropogon JORDAN & GILBERT, Bull. 16, U. S. Nat. Mus. 212, 1883.

Hybopsis kentuckiensis BEAN, Fishes Penna. 49, pl. 24, fig. 40, 1893; JORDAN & EVERMANN, Bull. 47, U. S. Nat. Mus. 322, 1896.

Body stout and rather short, its greatest depth nearly equal to length of head and one fourth of total length without caudal; snout long and obtuse, its length rather more than one third

length of head, and nearly twice diameter of eye; mouth large and placed low, the maxilla reaching to below front of eye, the lower jaw shorter than upper; dorsal origin slightly nearer to root of caudal than to tip of snout, its base one half as long as the head and two thirds as long as its longest ray; ventral under front part of dorsal, its length equal to dorsal base; anal origin under 24th scale of lateral line, longest anal ray about one seventh of total to caudal base, pectoral two thirds as long as head, and reaching to below 13th scale of lateral line; caudal moderately forked. D. iii, 7; A. iii, 6. Scales 6-40 to 45-5. Color bluish olive, the head darker; green and coppery reflections on the sides. Fins pale orange, pinkish in spring; lower parts white. Breeding males have the top of head swollen into a crest and covered with coarse tubercles, from which arises the name horned chub; they have also sometimes a red spot on each side of head. The young have a broad dark median band and a dusky spot at the base of the tail fin.

Rafinesque states that the fish is known as Indian chub, red-tail and shiner. Other names in eastern localities are nigger chub, river chub, jerker, horned dace and horny-head.

The species ranges from Pennsylvania westward to Dakota and south to Alabama. In Pennsylvania it is common in the Susquehanna and the Ohio basin, but absent from the Delaware. Dr Meek collected a few specimens at Montezuma N. Y. and found none in any of the other localities investigated. Eugene Smith refers to this species two specimens of fish from the Passaic river. The flesh of his fish appeared to be very soft.

The horned chub abounds in large rivers and is rarely seen in small brooks. This minnow grows to a length of 10 inches and is good for food. As a bait for the black bass the young horned chub, because of its endurance on a hook, can not be excelled.

Genus COUESIUS Jordan

Body elongate; head normal, not depressed, the profile convex; mouth terminal, normal, a well developed barbel on the anterior side of maxillary, just above its tip. Teeth 2, 4-4, 2,

hooked, without grinding surface. Scales rather small; lateral line continuous. Dorsal fin over or slightly behind ventrals; anal basis short. Size rather large. This genus is closely related to the section *Nocomis* under *Hybopsis*, from which it may be separated by the presence of two teeth in the lesser row, by the position of the barbel, and by the smaller scales. Its relations with *Semotilus* are equally close. The species are not well known. (After Jordan)

97 *Coesius plumbeus* (Agassiz)

Lake Chub; Plumbeous Minnow; Morse Lake Minnow

Gobio plumbeus AGASSIZ, Lake Superior, 366, 1850.

Ceratichthys prothemius COPE, Cypr. Penna. 365, pl. XI, fig. 4, 1866.

Ceratichthys plumbeus GÜNTHER, Cat. Fish, Brit. Mus. VII, 176, 1868.

Coesius dissimilis JORDAN & GILBERT, Bull. 16, U. S. Nat. Mus. 218, 1883,
- in part.

Coesius prothemius JORDAN & GILBERT, op. cit. 219, 1883; MATHER, App.
12th Rep. Adirondack Surv. 30, 1886.

Coesius plumbeus JORDAN & EVERMANN, Bull. 47, U. S. Nat. Mus. 323,
1896.

Body moderately elongate and somewhat compressed; greatest depth four and one half to four and two thirds in total length without caudal, and equal to length of head; head rather flat above, not much raised above the level of the eyes; inter-orbital space nearly one and one half times long diameter of eye, which equals snout and is one fourth length of head; head four and one third in total without caudal; maxillary reaching to below front of orbit, a small barbel placed high at its tip, lower jaw well included. Scales small, smaller in advance of dorsal fin. Lateral line beginning high up on the nape, abruptly descending to the median line over the pectoral fin, and thence running nearly straight to the caudal fin. Dorsal origin midway between tip of snout and base of caudal fin, over middle of ventral base, longest ray two thirds of head, length of base one half of head; ventral scarcely longer than dorsal base, the fin not reaching vent; longest anal ray equal to ventral, base of anal two fifths of head; pectoral reaching to 18th scale of lateral line; caudal deeply forked, its upper lobe two ninths of total without caudal. D. 8; A. 8. Scales 13-65-8; teeth 2, 4-4,

2. Brown above; sides somewhat silvery, abruptly separated from the dusky upper parts; snout and top of head back as far as hind border of eye, dusky; fins plain. Length 7 inches. Streams and lakes from Lake Superior east to the Adirondack region and Canada; more common northward. Here described from specimens from Beaver river, Herkimer co. N. Y., and Lake Lomond, near St John N. B.

Mather had specimens from Morse lake, in the Adirondacks, and it is reported also from Seventh lake, Fulton Chain. The species is known from Lake Superior east to the Adirondacks and New Brunswick. Agassiz had it from Lake Huron as well as Lake Superior.

Genus *EXOGLOSSUM* Rafinesque

Body rather short and stout, subterete; lower jaw three-lobed, the dentary bones being close together and completely united, not forming a wide arch as in the minnows generally; upper jaw not protractile; pharyngeal bones small, the teeth hooked, and without grinding surface, 1, 4-4, 1. Scales moderate; lateral line complete. Dorsal origin is nearly over the beginning of the ventral; anal fin short; isthmus broad; gill rakers weak; pseudobranchiae present; air bladder normal; alimentary canal short; peritoneum white. Size large. No marked sexual peculiarities; the males with some black pigment in spring.

98 *Exoglossum maxillingua* (Le Sueur)

Cut-lips; Nigger Chub

Cyprinus maxillingua LE SUEUR, Jour. Ac. Nat. Sci. Phila. I, 85, 1817, Pipe Creek, Maryland.

Exoglossum annulatum RAFINESQUE, Jour. Ac. Nat. Sci. Phila. I, 421, 1818. Hudson River.

Exoglossum nigrescens RAFINESQUE, op. cit. I, 421, 1818. Lake Champlain.

Exoglossum vittatum RAFINESQUE, op. cit. I, 421, 1818. Hudson River.

Exoglossum maxillingua AGASSIZ, Amer. Jour. Sci. Arts, XIX, 215, 1855; COPE, Cypr. Penna. 360, pl. XI, fig. 1, 1866; GÜNTHER, Cat. Fish. Brit. Mus. VII, 188, 1868; JORDAN & GILBERT, Bull. 16, U. S. Nat. Mus. 160, 1883; BEAN, Fishes Penna. 36, pl. 22, fig. 36, 1893; JORDAN & EVERMANN, Bull. 47, U. S. Nat. Mus. 327, 1896, pl. LIV, fig. 140, head below.

The cut-lips has a stout, short and thick body, its greatest height nearly equal to the length of the head, and one fourth of

the total without caudal. The caudal peduncle is short and deep, its least depth about one half the head. The snout is short and obtusely conical, its length somewhat greater than the eye and nearly equal to one third of the head. The maxilla reaches to below the nostrils, its length equaling that of the snout. Head four and one fifth in total to base of caudal. The dorsal origin is nearly over the ventral origin and in the vertical through the 23d scale of the lateral line. The dorsal base is about one half as long as the head, and its longest ray equals twice the distance from the dorsal origin to middle of eye. The pectoral is about as long as the longest dorsal ray, and the ventral reaches to the anal origin. The base of the anal is one half as long as the longest anal ray. The caudal is moderately forked. D. 8; A. 7. Scales 9-54-6; teeth 1, 4-4, 1. Length of specimen described, $4\frac{3}{4}$ inches; from Takoma Park D. C. Color brown or olivaceous, darker above; a short and narrow dark bar above root of pectoral; young with a dusky bar at the caudal base. Fins dusky, their extremities pale.

The cut-lips may be readily distinguished by the three-lobed lower jaw, the dentary bones being closely united and the lower lip represented by a fleshy lobe on each side of the mandible.

The cut-lips is known also as chub, butter chub, nigger chub, and day chub. It is a very common species in the Susquehanna and its tributaries. Its range is not extensive, reaching only from western New York to Virginia. In New York it occurs in Lake Ontario, the St Lawrence, Lake Champlain, Cayuga lake, and the Hudson river. The U. S. Fish Commission has it from the following New York localities in the Lake Ontario basin:

- Mouth Salmon river, Selkirk.
- Big Sandy creek, Belleville.
- Wart creek, Buena Vista.
- Little Stony brook, Henderson bay.
- Big Stony creek, Henderson Harbor.
- Spring brook, Pulaski.
- Black river, Huntingtonville.

All of these were obtained in July, 1894. Evermann and Bean collected it also in the St Lawrence, 3 miles below Ogdensburg,

July 17, 1894, and in Scioto creek, Coopersville and Saranac river, Plattsburg, July 19, 1894.

Dr Meek found it in small numbers in Six Mile creek and Fall creek below the falls. It inhabits clear running water.

The fish grows to the length of 6 inches and may be at once distinguished from all of the other minnows by its three-lobed lower jaw. It is believed that this singular structure of the mouth enables the fish to scrape mollusks from their hold on rocks, as its stomach usually contains small shellfish. It takes the hook readily.

Genus *CARASSIUS* Nilsson

This genus differs from *Cyprinus* in being without barbels; its pharyngeal teeth are compressed, in a single series, 4-4.

Temperate Asia and Europe. Domesticated and degenerated into numerous varieties. (After Günther)

Pharyngeal teeth spatulate, four in a row on each side; mouth terminal, without barbels; base of the dorsal fin elongate; anal fin short; both fins with a spine which is serrated behind. (After Heckel and Kner)

Body oblong, compressed and elevated; mouth terminal, without barbels; teeth 4-4, molar, but compressed; scales large; lateral line continuous; dorsal fin very long, with the third ray developed into a stout spine, which is serrated behind; anal short with a similar spine; ventrals well forward. (After Nilsson)

99 *Carassius auratus* (Linnaeus)

Goldfish (Introduced)

Cyprinus auratus LINNAEUS, Syst. Nat. ed. X, I, 322, 1758; CUVIER & VALENCIENNES, Hist. Nat. Poiss. XVI, 101, 1842; DE KAY, N. Y. Fauna, Fishes, 190, 1842; STOREY, Hist. Fish. Mass. 115, pl. XXI, fig. 1, 1867.

Carassius auratus BLEEKER, Syst. Cypr. rev. Ned. Tijdschr. Dierk. I, 255, 1863; Atlas Ichth. Cypr. 74, 1863; GÜNTHER, Cat. Fish. Brit. Mus. VII, 32, 1868; JORDAN & GILBERT, Bull. 16, U. S. Nat. Mus. 253, 1883; GOODE, Fish & Fish. Ind. U. S. I, pl. 231, 1884; BEAN, Fishes Penna. 54, pl. 25, fig. 43, 1893; JORDAN & EVERMANN, Check List Fish. N. A. 512, 1896.

The body of the goldfish is oblong, stout, with the back elevated and compressed. Its depth at dorsal origin is contained

about two and one half times in the total length without the tail; the head is contained three and one third times in this length. The head is small in front of eye, being depressed on snout, and the dorsal profile from tip of snout to dorsal fin is very steep. The rather small eye equals one fifth or less of length of head. Mouth terminal, oblique, rather small, the maxilla not reaching the vertical from front of eye. No barbels. Teeth compressed, 4-4. The dorsal fin is high and long, commencing over the seventh scale of the lateral line and running back to near the caudal; its longest rays, first and second, a little longer than the spine, equal to one half of depth of body, or length of head from pupil to its posterior end. From the third to the last the rays gradually decrease in size, the last being less than half the length of the longest. The first dorsal spine is minute, one fourth the length of second, which is strong and coarsely serrated. The anal is short, the length of its base being but two thirds the length of its longest rays; first spine small, one third the length of second, which is stout and serrated. Pectoral fin broad and rounded, its length three fifths of that of head, or equal to longest anal ray. It reaches to ventral, which is placed well forward. Caudal fin large; scales large, deeper than long; lateral line median, complete, almost straight. D. II, 18; A. II, 7; V. 9. Scales 5-30-6. The specimen described is from the fish ponds, at Washington D. C. Length 8 inches.

The common goldfish or silverfish is a native of Asia, whence it was introduced into Europe and from there into America, where it is now one of the commonest aquarium fishes and is extremely abundant in many of our streams. In Pennsylvania it abounds in the Delaware and Schuylkill river.

De Kay made the following remarks about the goldfish, or golden carp, as he styles it.

The golden carp, or goldfish, as it is more generally called, was introduced from China into Europe in the early part of the 17th century, and probably shortly after found its way to this country. They breed freely in ponds in this and the adjoining states. They are of no use as an article of food, but are kept

in glass vases as an ornament to the parlor and drawing-room. They are said to display an attachment to their owners, and a limited obedience to their commands.

They are introduced into lakes, ponds, fountains and reservoirs generally. An individual was kept in a fountain at 42d street and 5th avenue, New York, by Patrick Walsh nine years, and was then presented to the aquarium.

At the Cold Spring Harbor hatchery, L. I., several varieties were hatched from the same lot of eggs. These included the normal form, the typical fantail, and one which was so deep-bodied that it could scarcely balance itself in swimming.

The goldfish in the New York aquarium were never troubled by fungus or parasites.

In many of our streams and ponds, the goldfish has run wild, and hundreds of the olivaceous type will be secured to one of a red color. In the fauna of the moraine ponds and in quarry holes, the goldfish stands first. It will breed in foul water where only catfish and dogfish [*Umbra*] can be found.
Eugene Smith

The goldfish is extremely variable in color and form. It is usually orange, or mottled with black and orange, yet in some streams, and even in pond culture, silvery individuals are often more common than any of the mottled varieties. The species grows to the length of 12 inches. It spawns early in the spring and is subject to many dangers and is attacked by numerous enemies. The fish, however, is extremely hardy, prolific, and tenacious of life.

Genus *CYPRINUS* Linnaeus

Body robust, compressed, resembling that of the buffalo fish; mouth moderate, anterior, with four long barbels; snout blunt, rounded; teeth molar, broad and truncate, 1, 1, 3-3, 1, 1; scales large; lateral line continuous; dorsal fin very long, with a stout spine, serrated behind; anal fin short, also with a spine. Large fishes of the fresh waters of Asia; introduced into Europe and America as food fishes. It has been generally introduced into private ponds in nearly all parts of the United States; from these it has escaped into the streams and lakes, and is now an

abundant fish in most of our larger, warmer rivers and in the ponds and bayous of the Mississippi valley. On the south shore of Lake Erie (and in the Mississippi near Quincy Ill. and the Delaware river) it has become well established and is of considerable commercial importance. (After Jordan and Evermann)

100 *Cyprinus carpio* Linnaeus

Carp (Introduced)

Cyprinus carpio LINNAEUS, Syst. Nat. ed. X, I, 320, 1758; CUVIER & VAL-
 ENCIENNES, Hist. Nat. Poiss. XVI, 23, 1842; DE KAY, N. Y. Fauna,
 Fishes, 188, 1842; HECKEL & KNER, Süßw. Fische, 54, fig. 21, 1858;
 GÜNTHER, Cat. Fish. Brit. Mus. VII, 25, 1868; JORDAN & GILBERT, Bull.
 16, U. S. Nat. Mus. 254, 1883; GOODE, Fish. & Fish. U. S. I, pl.
 230, Leather carp, 1884; American Fishes, 411, figure, 1888; BEAN,
 Fishes Penna. 55, pl. 1, colored, 1893; JORDAN & EVERMANN, Check-
 List Fishes N. A. 512, 1896.

The carp has a stout and moderately elongate body and a small head. The greatest depth equals one third of the length without the caudal fin. The length of the head is nearly one fourth of the total to the base of the tail. The caudal peduncle is about two fifths as deep as the body, and the caudal fin is strongly forked. The eye diameter is contained six and one half times in the length of the head. The mouth is moderate, the upper jaw not extending to front of eye. The dorsal begins at a distance from tip of snout equal to twice length of head; the length of its base equals twice length of pectoral; the longest ray equals length of head without the snout; the last ray is two fifths as long as the head. The anal begins under the 15th ray of the dorsal; its longest ray is two thirds as long as the head and more than twice as long as the last ray; the length of its base is about two fifths of length of head. The ventral begins under the second ray of the dorsal; its length nearly equals longest dorsal ray. The pectoral is nearly one fifth of total length without the caudal. The long spines of the dorsal and anal are strongly serrate along their hinder edges. A barbel on the upper lip and another at the angle of the mouth on each side; the longest barbel about equal to diameter of eye. Three varieties are recognized, the scale, the mirror and the

leather carp, based chiefly on the scaling of the body. The leather carp is nearly naked, and is said to be the best variety; the mirror carp has a few large scales irregularly placed; and the scale variety has the body completely scaled. The color is olivaceous, varying into dusky and blue. In the leather carp the lower parts are more or less suffused with yellowish. D. III, 20; A. III, 5; V. I, 7; P. 15. Scales 5-38-5.

The carp is a native of Asia and has been introduced into Europe and America as a food fish, chiefly for pond culture. It thrives in all warm and temperate parts of the United States and reaches its best condition in open waters. In Texas it has grown to a length of 23 inches in 11 months after planting. The leather variety is most hardy for transportation. Mr Hessel has taken the carp in the Black and Caspian seas; salt water seems not to be objectionable to it, and it will live in stagnant pools, though its flesh will be decidedly inferior in such waters. The carp hibernates in winter except in warm latitudes, takes no food and does not grow; its increase in size in temperate latitudes occurs only from May to August.

Reproduction. The spawning season begins in May and continues in some localities till August. A carp weighing 4 to 5 pounds, according to Mr Hessel, yields from 400,000 to 500,000 eggs; the scale carp contains rather more than the other varieties. During the spawning the fish frequently rise to the surface, the female accompanied by two or three males. The female drops the eggs at intervals during a period of some days or weeks in shallow water on aquatic plants. The eggs adhere in lumps to plants, twigs and stones. The hatching period varies from 12 to 16 days.

Size. According to Hessel the average weight of a carp at three years is from 3 to $3\frac{1}{4}$ pounds; with abundance of food it will increase more rapidly in weight. The carp continues to add to its circumference till its 35th year, and in the southern parts of Europe Mr Hessel has seen individuals weighing 40 pounds and measuring $3\frac{1}{2}$ feet in length and $2\frac{3}{4}$ feet in circumference. A carp weighing 67 pounds and with scales $2\frac{1}{2}$ inches

in diameter was killed in the Danube in 1853. There is a record of a giant specimen of 90 pounds from Lake Zug in Switzerland. Examples weighing 24 pounds have been caught recently in the Potomac river at Washington D. C.

Food. The carp lives principally on vegetable food, preferably the seeds of water plants such as the water lilies, wild rice and water oats. It will eat lettuce, cabbage, soaked barley, wheat, rice, corn, insects and their larvae, worms and meats of various kinds. It can readily be caught with dough, grains of barley or wheat, worms, maggots, wasp larvae, and sometimes with pieces of beef or fish.

During the summer of 1897 two female leather carp died in captivity as a result of retention of the eggs.

Large individuals are found in Prospect park lake, Brooklyn, where the species was introduced. The food of the fish in captivity includes hard clam, earthworms, wheat, corn, lettuce and cabbage. Its growth is remarkable. A leather carp has fully doubled its weight in one year.

Linnaeus says the carp was introduced into England about the year 1600. De Kay places the first introduction into New York waters in the year 1831 and publishes a letter of Henry Robinson, Newburg, Orange co., who brought them from France, reared and bred them successfully in his ponds, and planted from one dozen to two dozen annually in the Hudson during the four years preceding his letter. Mr Robinson stated that they increased greatly and were frequently taken by fishermen in their nets.

Order APODES

Eels

Suborder ENCHELYCEPHALI

Family ANGUILLIDAE

True Eels

Genus ANGUILLA Shaw

Body elongate, subterete, compressed posteriorly, covered with small, linear, embedded scales which are placed obliquely, some of them at right angles to others; lateral line well devel-

oped; head long, conical, pointed; eye small, well forward, over the angle of the mouth; teeth small, villiform, subequal, in bands on each jaw and a long patch on the vomer; tongue free at tip; lips rather full, with a free margin behind, attached by a frenum in front; lower jaw projecting; gill openings rather small, slit-like, about as wide as base of pectorals and partly below them; nostrils superior, well separated, the anterior with a slight tube; vent close in front of anal; dorsal inserted at some distance from the head, confluent with the anal around the tail; pectorals well developed. Species found in most warm seas (the eastern Pacific excepted) ascending streams, but mostly spawning in the sea. (After Jordan and Evermann)

101 *Anguilla chrysypa* Rafinesque

Eel

- Anguilla chrysypa* RAFINESQUE, Amer. Month. Mag. II, 120, Dec. 1817. Lake George; Lake Champlain; Hudson River above the falls.
- Anguilla vulgaris* MITCHILL, Trans. Lit. and Phil. Soc. N. Y. I, 360, 1815; GOODE, Fish & Fish. Ind. U. S. I, pl. 239, 1884.
- Muraena bostoniensis* LE SUEUR, Jour. Ac. Nat. Sci. Phila. 81, 1821.
- Anguilla tyrannus* GIRARD, Ichth. U. S. Mex. Bdy. Surv. 75, pl. 40, 1859.
- Anguilla blephura* RAFINESQUE, Amer. Month. Mag. II, 120, Dec. 1817. South shores of Long Island.
- Muraena rostrata* LE SUEUR, Jour. Ac. Nat. Sci. Phila. 81, 1821. Cayuga Lake.
- Anguilla tenuirostris* DE KAY, N. Y. Fauna, Fishes, 310, pl. 53, fig. 173, 1842.
- Anguilla rostrata* DE KAY, op. cit. 312, 1842. Copied from Le Sueur. Lakes Cayuga and Geneva, N. Y.; JORDAN & GILBERT, Bull. 16, U. S. Nat. Mus. 361, 1883; BEAN, Fishes Penna. 95, pl. 30, fig. 58, 1893.
- Anguilla macrocephala* DE KAY, op. cit. 313, 1842. After Le Sueur. Saratoga Lake, N. Y.
- Anguilla bostoniensis* STORER, Hist. Fish. Mass. 214, pl. XXXIII, fig. 1, 1867.
- Anguilla chrysypa* JORDAN & DAVIS, Rev. Apod. Fish. 668, 1892; JORDAN & EVERMANN, Bull. 47, U. S. Nat. Mus. 348, 1896, pl. LV, fig. 143.

In the eel the body is elongated, roundish throughout most of its extent, compressed behind. The scales are deeply embedded and very irregularly placed, some at right angles to others. The head is conical, elongated with pointed snout and small eye, except in the male. The lower jaw is longer than the upper. The jaws with small teeth in bands; a long patch of teeth on the vomer. The gill openings are partly below the

pectoral fins, small and slitlike. The beginning of the dorsal is at a distance of nearly twice the length of the head behind the gill opening. The anal begins still farther back, and the vent is close to its origin. The dorsal and anal fins are continuous around the tail. Height of body nearly two thirds the length of the head, which is contained about eight and one fourth times in the total. The distance from the gill opening to the vent equals two and one half times the length of the head. The color varies greatly, but is usually dark brown, more or less tinged with yellow; lower parts paler. In the male referred to the upper parts were silvery gray sharply separated from the satiny white of the abdomen. In the eel the lateral line is very distinct.

The eel appears to have only one common name. It is one of the best known and most singular of our fishes, yet its breeding habits are even now enveloped in doubt. The species ascends the rivers of eastern North America from the Gulf of St Lawrence to Mexico, the former being the northern limit of the species on our coast. In the Ohio and Mississippi valleys it is extremely common, and its range has been much extended by the opening of canals and by artificial introduction. It has been transferred to the Pacific coast.

The eel has been known to exceed a length of 4 feet. The average length of individuals however is about 2 feet. The female is larger than the male, paler in color, and is different in certain other particulars, which will be mentioned in the description of the species.

This is a very important food fish. It is caught chiefly when descending the rivers in the fall. In 1869 about a ton of eels were caught in a single fish basket above Harrisburg. At the present time this method of capture is illegal. Both adults and young eels ascend the streams in spring, the young coming in millions, but in the fall run small eels are seldom seen. Till a comparatively recent date it was not certainly known that the eels have eggs which are developed outside of the body. Even now the breeding

habits are unknown, but it is supposed that spawning takes place late in the fall or during the winter near the mouths of rivers on muddy bottoms. Dr Jordan has expressed the belief that the eel sometimes breeds in fresh water, since he has found young eels less than an inch long in the headwaters of the Alabama river, about 500 miles from the sea. It is estimated that a large eel contains about 9,000,000 eggs. The eggs are very small, measuring about 80 to the inch, and can scarcely be seen by the naked eye.

The difference of size in the sexes has already been referred to. According to one writer the males are much smaller than the females, rarely exceeding 15 or 16 inches in length. The question whether eels will breed in fresh water has an important bearing on their introduction into places from which they can not reach the sea. The generally accepted belief is that, while the eels will grow large and fat, they will not reproduce under such circumstances.

When the eels meet obstructions in streams, they will leave the water and travel through wet grass or over moist rocks. They have not been able to surmount the falls of Niagara. At the foot of this barrier hundreds of wagon loads of young eels have been seen crawling over the rocks in their efforts to reach the upper waters.

Dr Mitchill heard of an eel, which was caught in one of the south bays of Long Island, that weighed $16\frac{1}{2}$ pounds. He records the use of eelpots and the practice of bobbing, and also the winter fishing by spearing. Dr Mitchill states distinctly that the ovaries of eels may be seen like those of other fish, but they are often mistaken for masses of fat. Dr DeKay states that he had examined the silver eel of the fishermen and was disposed to consider it only a variety of the common eel. He characterizes it as "silvery gray above, with a clear, satiny white abdomen, separated from the color above by the lateral line." We found eels moderately common in Great South bay late in September. At Bellport thousands of eelpots are employed, and these are fastened to stakes which are set in straight lines

over a large extent of the bottom. These stakes project from four to six feet above the surface of the water. At Blue Point cove, Great River beach and Fire Island we found five individuals of a kind of eel known to the fishermen as silver eel. These were taken between September 25 and October 7, and they were the only ones of the kind seen by us. They attracted attention at once, both on account of their colors, large eyes, short snouts and long pectoral fins, as compared with the common form. There is still some doubt in my mind as to whether this represents a distinct species or not. It may be the silver eel, *Anguilla argentea*, of Le Sueur, which is described as silvery gray above, separated from the silvery white abdomen by a distinct lateral line. But, to whatever species they may be referred, the greatest interest attaches to them because they have proved, on examination by Prof. John A. Ryder, to be males with the generative glands so well developed as to leave no doubt concerning the sex of the individuals. Prof. Ryder has published a report on these specimens, with figures showing sections of the syrskian organs, and announces the fact that the male eel has now been positively indentified from at least two points along our eastern coast, the other locality being Woods Hole Mass. He felt little doubt that, if the eels had been taken a few weeks later, ripe spermatozoa would have been found in them, and he considers it probable that the eggs are cast some time during the months of December or January. The specimens from Woods Hole were taken in November 1881, and they show slightly larger syrskian organs than in the Fire island specimens.

In captivity eels live many years. They delight to lie buried in the mud or sand with only their heads out, ready for anything edible to come within reach. Mussels and snails are picked out of the shells by them. (After Eugene Smith¹)

The eel in captivity is particularly liable to attacks of fungus, which do not always yield to treatment with salt or brackish

¹Linn. Soc. N. Y. Proc. 1897. no. 9, p. 29.

water; but the parasite can be overcome by placing the eel in a poorly lighted tank.

In Cayuga lake, N. Y., according to Dr Meek, the eel is not common, but is occasionally taken at each end of the lake.

W. H. Ballou makes the following remarks about their feeding habits:

They are among the most voracious and carnivorous fishes. They eat most inland fishes except the gar and the chub. . . They are particularly fond of game fishes, and show the delicate taste of a connoisseur in their selections from choice trout, bass, pickerel and shad. . . On their hunting excursions they overturn huge and small stones alike, working for hours if necessary, beneath which they find species of shrimp and crayfish, of which they are exceedingly fond. . . They are among the most powerful and rapid of swimmers. . . They attack the spawn of other fishes open-mouthed, and are even said to suck the eggs from an impaled female. . . They are owl-like in their habits, committing their depredations at night.

Family LEPTOCEPHALIDAE

Conger Eels

Genus LEPTOCEPHALUS (Gronow) Scopoli

Body formed as in *Anguilla*; no scales; head depressed above, anteriorly pointed; lateral line present; mouth wide, its cleft extending at least to below middle of eye; teeth in outer series in each jaw equal and close set, forming a cutting edge, no canines, band of vomerine teeth short, tongue anteriorly free; vertical fins well developed, confluent around the tail, pectoral fins well developed, dorsal beginning close behind pectorals; gill openings rather large, low; eyes well developed; posterior nostril near eye, anterior near tip of snout, with a short tube; lower jaw not projecting. Skeleton differing in numerous respects from that of *Anguilla*. Vertebrae about 56+100. In most warm seas. This genus contains the well known and widely distributed conger eel and three or four closely related species. (After Jordan and Evermann)

Latéral line in a deep, pale furrow, decurved slightly from the head to below dorsal origin, very conspicuous pores in its anterior third.

102 *Leptocephalus conger* (Linnaeus)*Conger Eel; Sea Eel*

Muraena conger LINNAEUS, Syst. Nat. ed. X, I, 245, 1758.

Anguilla conger MITCHILL, Trans. Lit. & Phil. Soc. N. Y. I, 360, 1815.

Anguilla oceanica MITCHILL, Jour. Ac. Nat. Sci. Phila. I, 407, 1818, off New York.

Conger occidentalis DE KAY, N. Y. Fauna, Fishes, 314, pl. 53, fig. 172, 1842, very poor.

Conger vulgaris GÜNTHER, Cat. Fish. Brit. Mus. VIII, 38, 1870.

Conger niger JORDAN & GILBERT, Bull. 16, U. S. Nat. Mus. 362, 1883.

Leptocephalus conger GOODE, Fish & Fish. Ind. U. S. I, pl. 240, 1884; JORDAN & EVERMANN, Bull. 47, U. S. Nat. Mus. 354, 1896, pl. LVII, fig. 148, 1900; SMITH, Bull. U. S. F. C. XVII, 90, 1898.

Dorsal fin begins opposite to or just behind tip of pectoral; eye one and one half in snout, five to six in head; snout three and one fourth to four and one fourth in head; gape extending nearly or quite to below hind margin of eye; head one and four fifths to one and six sevenths in trunk; tail longer than rest of body; pectorals three and one half in head; upper lip full, with conspicuous pores. Length of head one ninth of total length, depth of body two fifths length of head. Pores in lateral line very conspicuous. Color dark olive brown, sometimes nearly black, above; chin, space behind pectorals and lower parts soiled white.

The conger eel occurs on both coasts of the Atlantic, on our coast extending from Cape Cod to Brazil, but not often coming into shallow bays. An exception is noted in Great Egg Harbor bay, where the fish is not rare in summer. It is sometimes caught in Gravesend bay also in summer, and occasional individuals are captured on hand lines off Southampton L. I., by men fishing for sea bass and scup. The fishermen dislike to handle the species on account of its pugnacity and strength; it snaps viciously at everything near it when captured in our waters; yet, strangely enough, the writer has seen a hundred or more, taken on trawl lines off the north coast of France, in a boat at one time, and not one gave evidence of ferocity.

In captivity in the aquarium the sea eel suffers severely from fungus attacks, which are not relieved by changing the fish from salt water to fresh. Perhaps the salinity of the water in some

localities is too low, and relief might be obtained by supplying sea water of normal ocean density.

The young and larval form of the conger is a curious, elongate, transparent, bandlike creature with a minute head, a very small mouth and with the lateral line, belly, and anal fin dotted with black points.

An individual nearly 3 feet long was captured with a hand line by A. P. Latto in the ocean, near Southampton L. I. Aug. 3, 1898, while fishing for sea bass and scup.

In the Woods Hole region, according to Dr Smith, "it comes in July and remains until fall; very common for several years, but rather rare formerly. Fishermen as a rule do not distinguish it from the common eel. A few are taken in traps and with lines, but many large ones, weighing from 8 pounds upward, are caught in lobster pots. A specimen in the collection weighs 10 pounds. One caught on a line at Falmouth, Aug. 30, 1897, weighed 12 pounds. The smallest observed are 15 to 20 inches long."

Mitchill declared the flesh to be very dainty eating. DeKay said the flesh has a peculiar unsavory taste. He discovered that it is a vicious animal, snapping when captured at everything near it. In France the conger eel is among the cheapest and least esteemed of the food fishes.

The observations of Dr Otto Hermes, director of the Berlin aquarium, on the habits and the reproduction of the conger eel are of very great interest. Reference is made to them by Goode in *Fish and Fishery Industries of the United States*, § 1, p. 657, and two figures copied from drawings of Dr Hermes are given in the text. The ovary of the conger, says Dr Hermes, is developed in captivity, and this is often the cause of the death of the eel. In a conger which died in the Berlin aquarium the ovaries protruded very extensively, and a specimen in the Frankfort aquarium burst on account of the extraordinary development of the ovaries. The ovaries of this eel, which weighed $22\frac{1}{2}$ pounds, themselves weighed 8 pounds, and the number of eggs was about 3,300,000. The want of a natural opening for the escape of the eggs was evidently in this case, the cause of death. In the fall

of 1879 Dr Hermes received a number of small sea eels taken in the vicinity of Havre. These eels ate greedily and grew rapidly. Only one was tardy in its development, so that it could easily be distinguished from the rest. This one died June 20, 1880, and was examined the same day. It proved to be a sexually mature male and served to clear up some very doubtful problems in the reproduction of the species, as well as its ally, the common eel.

Order ISOSPONDYLI

Isospondylous Fishes

Family ELOPIDAE

Tarpons

Genus **TARPON** Jordan & Evermann

Body oblong, compressed, covered with very large, thick, silvery, cycloid scales; belly narrow, but not carinated, its edge with ordinary scales; mouth large, oblique, the lower jaw prominent, maxillary broad, extending beyond the eye; villiform teeth on jaws, vomer, palatines, tongue, sphenoid, and pterygoid bones; eye very large, with an adipose eyelid; lateral line nearly straight, its tubes radiating widely over the surface of the scales; branchiostegals 23; pseudobranchiae wanting; gill rakers long and slender; dorsal fin short and high, inserted behind the ventrals (over the ventrals in *Megalops*), its last ray elongate and filamentous as in *Megalops*, *Dorosoma*, and *Opisthonema*; anal fin much longer than dorsal, falcate, its last ray produced; caudal widely forked; pectorals and ventrals rather long; anal with a sheath of scales; dorsal naked; caudal more or less scaly; a collar of large scales at the nape. Vertebrae about 57 (28+29). Size very large, the largest of the herringlike fishes. (After Jordan and Evermann)

103 *Tarpon atlanticus* (Cuv. & Val.)

Tarpum; *Tarpon*; *Grande Écaille*; *Silver King*

Megalops atlanticus CUVIER & VALENCIENNES, Hist. Nat. Poiss. XIX, 393, 1846. Guadalupe.

Megalops elongatus GIRARD, Proc. Ac. Nat. Sci. Phila. 224, 1858, Long Island.

Megalops thrissoides GÜNTHER, Cat. Fish. Brit. Mus. VII, 472, 1868; JORDAN & GILBERT, Bull. 16, U. S. Nat. Mus. 262, 1883; GOODE, Fish & Fish. Ind. U. S. I, 610, pl. 217 B, 1884; American Fishes, 406, fig. 1888.

Tarpon atlanticus JORDAN & EVERMANN, Bull. 47, U. S. Nat. Mus. 409, 1896; pl. LXVII, fig. 177, 1900; SMITH, Bull. U. S. F. C. XVII, 90, 1898; EVERMANN & MARSH, Fishes Porto Rico, Bull. U. S. F. C. 1900; 80, fig. 10, 1900.

Body elongate, compressed, not deep, its greatest height about one fourth of total length without caudal. Length of head nearly equal to greatest height of body. Mouth large, oblique, the lower jaw very prominent, the maxillary extending beyond the vertical from hind margin of eye; eye moderately large, two thirds length of snout, two elevenths length of head; dorsal origin midway between tip of snout and end of middle caudal rays, dorsal base two fifths as long as head, dorsal filament nearly as long as the head; ventral origin midway between tip of snout and end of anal fin, the ventral fin two fifths as long as the head; base of anal three fourths as long as the head; pectoral fin as long as the longest ray of dorsal; caudal deeply forked, its longest rays equal to dorsal filament. Size large, weight reaching nearly 200 pounds and length 6 or 7 feet. Color silvery, darker above. D. III, 12; A. III, 23; P. 13; V. II, 9. Scales 12-47.

The tarpon inhabits the western Atlantic from Cape Cod to Brazil and the West Indies, being rather uncommon northward, but abundant toward the south, ascending rivers in pursuit of smaller fishes on which it feeds. The species grows to the length of 7 feet and the weight of 150 pounds, or upward. It is not prized for food, but is now very celebrated as a game fish of great endurance and strength. The scales are an article of commerce as curiosities. Fishermen dread the tarpon because it leaps through their nets with great violence, and the Pensacola seiners have known of persons being killed or severely injured by its leaping against them from the seine in which it was inclosed. As to the edible qualities of the flesh opinions differ, but the fact is that the species is seldom eaten.

Girard had a specimen from Long Island which he described in 1858. Since that time it has been seen there occasionally. In the fall of 1898, Capt. H. E. Swezey reported to me that he found one about 4 feet long in Swan river at Patchogue. The fish was

recently dead, and he believes it came into the river alive. In the vicinity of Woods Hole Mass. it is now a regular summer visitor. According to Dr Smith, it is "taken every year in traps at South Dartmouth, also occasionally at Quissett and at Menemsha, in latter part of September. All are about one size, 80 to 100 pounds. Fishermen call them 'big scale fish.' An effort has been made to find a market for them in New Bedford, but the people did not like them, owing to the toughness of the flesh."

The tarpon evidently breeds at Porto Rico, as Evermann and Marsh collected a number of individuals measuring from $2\frac{1}{4}$ to $3\frac{1}{4}$ inches at Fajardo in February 1899, these apparently being the first young of the species so far recorded.

Genus **ELOPS** Linnaeus

Body elongate, subcylindric; scales small, silvery; head moderate; conical anteriorly, with very long jaws, the lower slightly included; branchiostegals 30; eye large and placed high; dorsal fin high in front, the last rays short, origin of fin about midway between tip of snout and end of middle caudal rays, the fin depressible into a scaly sheath; anal fin short, well behind end of dorsal, also depressible into a sheath; pectorals and ventrals each with a long appendage; caudal fin long and deeply forked; opercular bones thin, with expanded, membranaceous borders, a collar of scales on occiput; lateral line continuous, nearly straight, its tubes simple; large pseudobranchiae. Vertebrae $43+29=72$. Large fishes of the open seas. The young are ribbon-shaped, elongate, and pass through a series of metamorphoses similar to the changes observed in the congers.

104 **Elops saurus** Linnaeus

Big-eyed Herring

Elops saurus LINNAEUS, Syst. Nat. ed. XII, I, 518, 1766; DE KAY, N. Y. Fauna, Fishes, 267, pl. 41, fig. 131, 1842; JORDAN & GILBERT, Bull. 16, U. S. Nat. Mus. 261, 1883; GOODE, Fish & Fish, Ind. U. S. I, 611, pl. 218, upper figure, 1884; JORDAN & EVERMANN, Bull. 47, U. S. Nat. Mus. 410, 1896; pl. LXVII, fig. 178, 1900; BEAN, Bull. Amer. Mus. Nat. Hist. IX, 334, 1897; SMITH, Bull. U. S. F. C. XVII, 90, 1898; BEAN, 521 Ann. Rep't N. Y. State Mus. 96, 1900; EVERMANN & MARSH, Bull. U. S. F. C. for 1900, 81, fig. 11, 1900.

Elops inermis MITCHILL, Trans. Lit. & Phil. Soc. N. Y. I, 445.

Body elongate, subcylindric, compressed toward the tail, its greatest depth contained from five to six times in its length without caudal; caudal peduncle slender, its least depth three eighths of length of head; head moderate, obtusely conical, its length four and one fourth to four and one half in total without caudal, flattened above, with a broad, deep furrow between the eyes; eye large, one fifth as long as the head; upper jaw broad, rounded, entire, longer than the lower, which is received into it, the maxillary reaching far behind eye, almost to hind edge of preopercle; the gular plate three or four times as long as broad. D. 20; A. 13; V. 15; B. 30. Scales 12-120-13. Length 3 feet. Tropical and temperate seas; common in America, north to Virginia and the Gulf of California; occasional as far north as Cape Cod. Color bright silvery, with a greenish tinge along the back. Pupils black; iris golden; summit of the head bronzed; opercles with golden metallic tints; all the fins more or less punctate with black; dorsal and caudal light olive brown; lower fins tinged with yellow.

Mitchill found some individuals in the New York market in September 1813, under the name of salmon trout. One which he bought was 22 inches long and weighed 42 ounces. The fish were sold at 75c each, a remarkably good price for a species now generally considered unsalable because the flesh is dry and bony.

An adult was caught in Gravesend bay Oct. 5, 1896. Among the fishermen there it is known as "seering" and "cisco". Several examples, each about 1 foot long, were taken at Southampton L. I. in October 1898, by A. P. Latto, and presented to the State Museum.

At Cape Cod, according to Dr Smith, it is "common in fall, none appearing before October. Taken in traps in Vineyard sound and in herring gill nets at Vineyard Haven. Average length, 18 to 20 inches. No young observed."

The fish does not breed on our coast. The young are known to be ribbon-shaped and elongate and to pass through a remarkable series of changes similar to those observed in the ladyfish, *Albula vulpes*.

Family ALBULIDAE

Ladyfishes

Genus ALBULA (Gronow) Bloch & Schneider

Body rather elongate, little compressed; covered with rather small, brilliantly silvery scales; head naked; snout conical, subquadrangular, shaped like the snout of a pig, and overlapping the small, inferior, horizontal mouth; maxillary rather strong, short, with a distinct supplemental bone, slipping under the membranous edge of the very broad preorbital; premaxillaries short, not protractile; lateral margin of upper jaw formed by the maxillaries; both jaws, vomer, and palatines with bands of villiform teeth; broad patches of coarse, blunt, paved teeth on the tongue behind and on the sphenoid and pterygoid bones; eye large, median in head, with a bony ridge above it, and almost covered with an annular adipose eyelid; opercle moderate, firm, preopercle with a broad, flat, membranaceous edge, which extends backward over the base of the opercle; pseudo-branchiae present; gill rakers short, tuberclelike; gill membranes entirely separate, free from the isthmus; branchiostegals about 14; a fold of skin across gill membranes anteriorly, its posterior free edge crenate; no gular plate; lateral line present; belly not carinate, flattish, covered with ordinary scales; dorsal fin moderate, in front of ventrals, its membranes scaly; no adipose fin; anal very small; caudal widely forked; pyloric caeca numerous; parietal bones meeting along top of head. Vertebrae numerous, $42+28=70$. A single species known, found in all warm seas. In this, and probably in related families, the young pass through a metamorphosis, analogous to that seen in the conger eels. They are for a time elongate, band-shaped, with very small head and loose transparent tissues. From this condition they become gradually shorter and more compact, shrinking from 3 or $3\frac{1}{2}$ inches in length to 2 inches. According to Dr Gilbert, this process, like that seen in various eels, is a normal one, through which all individuals pass. In the Gulf of California, where these fishes abound, these band-shaped young are often thrown by the waves on the beach in great masses. (After Jordan and Evermann)

105 *Albula vulpes* (Linnaeus)*Ladyfish; Bone Fish; Banana Fish**Esox vulpes* LINNAEUS, Syst. Nat. ed. X, I, 313, 1758.*Butirinus vulpes* DE KAY, N. Y. Fauna, Fishes, 268, 1842, name only.*Albula Parrae* CUVIER & VALENCIENNES, Hist. Nat. Poiss. XIX, 339, 1846.*Albula erythrocheilos* CUVIER & VALENCIENNES, op. cit. 352, pl. 574, 1846.*Albula conorhynchus* GÜNTHER, Cat. Fish. Brit. Mus. VII, 468, 1868.*Albula vulpes* JORDAN & GILBERT, Bull. 16, U. S. Nat. Mus. 258, 1883; GOODE, Fish & Fish. Ind. U. S. I, 612, pl. 218, lower fig. 1884; BEAN, 19th Rep. Comm. Fish. N. Y. Separate, 42, pl. XXIII, fig. 31, 1890; JORDAN & EVERMANN, Bull. 47, U. S. Nat. Mus. 411, 1896, pl. LXVIII, fig. 179, 1900; SMITH, Bull. U. S. F. C. XVII, 91, 1898; EVERMANN & MARSH, Bull. U. S. F. C. for 1900, 82, fig. 12, 1900.

Body fusiform, elongate, rounded, its greatest depth, at dorsal origin, contained four and two thirds times in total length to base of caudal fin and equal to distance from posterior nostril to end of head; caudal peduncle rather slender, its least depth about one third of greatest depth of body; head long, conical, the snout rather acutely pointed, length of head about three and two thirds in total; eye moderate, one half of snout, one fifth of head, placed high; mouth inferior, small, the maxilla not reaching to below front of eye; collar of enlarged scales on the nape extending down to the base of the pectoral; dorsal origin about midway between tip of snout and base of caudal, the base of the fin a little more than one half the length of head, the longest ray as long as the head without the snout, the last ray one third as long as the longest. The pectoral reaches to below the 15th scale of the lateral line. The ventral origin is under the 32d scale of the lateral line; the fin three eighths as long as the head. Anal origin equally distant from base of caudal fin and end of ventral base, the longest ray one third as long as head, the last ray less than one half as long as the longest; caudal fin long, deeply forked, the outer rays equal in length to height of body. D. III, 14; A. I, 8; V. I, 10. Scales 8-75-8. Bright silvery; upper parts olivaceous; fins pale; axils of pectorals and ventrals dusky. Size large, length reaching 3 feet.

Tropical seas, on sandy coasts, on our coasts ranging northward to Cape Cod and San Diego. A valuable food fish, but

not esteemed in northern waters. Highly prized at Key West and the Bermudas; not much in favor at Porto Rico.

The ladyfish is found on our coast from Cape Cod to the Gulf of Mexico. It also occurs in the Bermudas and West Indies. The Bermuda names are bony fish and grubber. It is considered an excellent food fish on these islands, and Dr Goode testifies from personal experience to its value as an edible species. At Cozumel, off the coast of Yucatan, it is highly esteemed. On our coast it is occasionally found as far north as Cape Cod.

The ladyfish is not described by either Mitchill or DeKay as one of the fishes of New York; and I did not see it in Great South bay, but it was taken later in the fall by Capt. Lewis B. Thurber, of Patchogue, who forwarded it to me.

Dr Smith says it is very rare at Woods Hole Mass. where it was reported by Prof. Baird in 1871. Since 1871 it has been observed only once or twice, and none has been taken for many years.

Family **HIODONTIDAE**

Mooneyes

Genus **HIODON** Le Sueur

In the mooneyes the body is oblong, compressed, covered with cycloid silvery scales of moderate size. Head short, naked, with obtuse snout and no barbels. The mouth is terminal, of moderate size; jaws subequal. The margin of the jaw is formed by the nonprotractile intermaxillaries and the slender maxillaries, which are articulated to the end of the intermaxillaries. The opercular apparatus is complete. Intermaxillary and mandible with small cardiform teeth, wide set; feeble teeth on the maxillaries; a row of marginal teeth on the tongue, those in front very strong canines; a band of short close set teeth on middle of tongue; vomerine teeth small, close set, in a long double series; teeth on the palatine, sphenoid and pterygoid bones. The lower jaw is received within the upper so that the mandibular teeth are opposite to those on the palatine bone. The very large eye has a little developed adipose eyelid. Nostrils large, close together, with a flap between them; gill membranes

deeply cleft, free from isthmus, their base covered by a fold of skin; branchiostegals 8 to 10; no pseudobranchiae; gill rakers short, thick and few in numbers; a straight and well developed lateral line; belly without scutes; no adipose fin; dorsal fin over the caudal part of the vertebral column; anal long and low; ventrals large; caudal deeply forked; stomach horseshoe-shaped, with blind sac; intestine short; one pyloric appendage; air bladder large and simple. The eggs fall into the abdominal cavity before exclusion.

106 *Hiodon tergisus* (Le Sueur)

Mooneye; Toothed Herring

Hiodon tergisus LE SUEUR, Jour. Ac. Nat. Sci. Phila. I, 366, Sept. 1818, Ohio River and Lake Erie.

Hiodon clodalis LE SUEUR, op. cit. 367, Sept. 1818, Pittsburg.

Glossodon harengoides RAFINESQUE, Amer. Month. Mag. III, 354, Sept. 1818, Ohio River.

Cyprinus (Abramis ?) Smithii RICHARDSON, Fauna Bor.-Amer. III, 110, fig. 1836.

Hiodon tergisus DE KAY, N. Y. Fauna, Fishes, 265, pl. 41, fig. 130; CUVIER & VALENCIENNES, Hist. Nat. Poiss. XIX, pl. 572, 1846; GÜNTHER, Cat. Fish. Brit. Mus. VII, 375, 1868; JORDAN & GILBERT, Bull. 16, U. S. Nat. Mus. 260, 1883; GOODE, Fish & Fish. Ind. U. S. I, 613, pl. 219, 1884.

Hiodon clodalis DE KAY, op. cit. 266, 1842, but fig. 164, pl. 51, represents *alosoides*.

Hiodon claudatus CUVIER & VALENCIENNES, Hist. Nat. Poiss. XIX, 313.

Hiodon tergisus BEAN, Fishes Penna. 57, pl. 25, fig. 44 (named *alosoides*), 1893; JORDAN & EVERMANN, Bull. 47, U. S. Nat. Mus. 413, 1896, pl. LXVIII, fig. 180, 1900.

The shape of the body is similar to that of the northern moon-eye. The belly has a slight but obtuse keel in front of the ventrals and is compressed to a rather sharp edge behind the ventrals. Head short, its length two ninths of total without caudal; the eye much longer, about one third the length of head. The greatest depth of the body is nearly one third of total length. The pectoral is as long as the head without the snout; the ventral not much more than two thirds the length of head, its origin under the 18th scale of the lateral line. The anal origin is under the 7th developed ray of the dorsal. The longest anal ray is less than one half the head. The anal base is as long as the head; its last ray is less than one half the longest

ray. The anal has a deep notch. The longest dorsal ray is little more than length of dorsal base. The last ray is not much more than one half the longest. The caudal is deeply forked. D. 12; A. 28 to 32. Scales 6-58-8. Upper parts greenish in life, the sides and abdomen brilliant silvery.

This species is called mooneye, toothed herring and silver bass. It is found in Canada, the Great lakes region and the upper part of the Mississippi valley, being very common in large streams and lakes. It abounds in Lake Erie and the Ohio and is seined in large numbers. DeKay observed the fish in the Allegheny river, N. Y. He records it also from Buffalo and Barcelona, on Lake Erie, at which places it is known as mooneye, shiner, and lake herring. He says it is very indifferent food.

This species grows to a length of 1 foot and, like the other, though a beautiful fish and possessed of excellent game qualities, its flesh is full of small bones. It is a good fish for the aquarium; it will take a minnow or the artificial fly very readily, and the utmost skill is required in its capture. Its food consists of insects, small fishes and crustaceans.

Dr Richardson describes this fish as a member of the minnow family, which he says is known to the Canadians under the name *la quesche*. The fish is described as having the back brilliant green, sides and abdomen with a silvery luster. The specimens which were taken in the Richelieu, where it falls into the St Lawrence, were about 9 or 10 inches long.

107 *Hiodon alosoides* (Rafinesque)

Northern Mooneye; La Quesche

Amphiodon alosoides RAFINESQUE, Jour. Phys. Paris, 421, 1819. Ohio River.

Hiodon amphiodon RAFINESQUE, Ichth. Ohien. 42, 1820.

Hiodon chrysopsis RICHARDSON, Fauna Bor.-Amer. III, 232, 1836.

Hiodon alosoides JORDAN & GILBERT, Bull. 16, U. S. Nat. Mus. 259, 1883;

GOODE, Fish & Fish. Ind. U. S. I, 612, 1884.

Hiodon alosoides BEAN, Fishes Penna. 57, 1893 (not figured); JORDAN &

EVERMANN, Bull. 47, U. S. Nat. Mus. 413, 1896.

Hiodon clodalis DE KAY, N. Y. Fauna, Fishes, pl. 51, fig. 164, not description, 1842.

Body deep, much compressed, its greatest depth equaling two sevenths of the total without caudal. The head is short, con-

taining the length of the eye about three and one half times and equaling a little more than one fifth of the total without caudal. The snout is very blunt, the mouth large and oblique, the maxilla reaching beyond the middle of the eye. There is a well developed keel along the entire length of the belly. D. 9; A. 32. Scales 6-56-7.

The general color is bluish silvery on the sides with golden reflections.

The northern mooneye is found from the Ohio river throughout the Great lakes region to the Saskatchewan. It is very common in Manitoba and other parts of British America. In Pennsylvania it is limited to the western region.

De Kay must have had the northern mooneye for study, though his description seems to apply to another species. The figure of his *Hyodon clodalis* represents a fish with a short dorsal fin, quite unlike his account in the text.

The northern mooneye is very readily distinguished from the other species of the genus by its short dorsal fin, which contains only nine rays, and by its carinated belly. It grows to the length of 1 foot. The flesh is not greatly esteemed as a rule, but the fish is beautiful and has excellent game qualities.

Richardson says the fish inhabits lakes which communicate with the Saskatchewan, in the 53d and 54th parallels of latitude, but does not approach nearer to Hudson bay than Lake Winnipeg. This we know to be a mistake. He says further that it is taken during the summer months only, and in small numbers, in gill nets set for other fish. It bites eagerly at an artificial fly or worm. Its flesh is white, resembling that of the perch in flavor, and excelling it in richness.

Family DOROSOMIDAE

Gizzard Shads

Genus DOROSOMA Rafinesque

The genus *Dorosoma* has a herringlike body, with a short and obtuse snout. The body is much compressed and is covered with moderately large, thin, cycloid scales. The head is scaleless, short and small; the eye large and provided with

an adipose eyelid. The belly is compressed to an edge, which is armed with sharp serratures. Mouth small, transverse; the lower jaw the shorter, jaws toothless. The maxilla does not extend to the middle of the eye. Gill rakers numerous, moderately long and slender; gill membranes deeply cleft and free from the isthmus; pseudobranchiae well developed; lateral line wanting. The dorsal fin is placed nearly over the middle of the body, slightly behind the origin of the ventral. Its last ray is produced into a long filament. The pectorals and ventrals are rather long and each is provided with an appendage formed of several elongate, overlapping accessory scales. The caudal is deeply forked. Anal very long, its last rays low. The stomach is stout and short, resembling the gizzard of a hen.

108 *Dorosoma cepedianum* (Le Sueur)

Gizzard Shad

- Megalops cepedianus* LE SUEUR, Jour. Ac. Nat. Sci. Phila. I, 361, Sept. 1818. (Baltimore and Philadelphia markets).
- Clupea heterurus* RAFINESQUE, Amer. Month. Mag. III, 355, Sept. 1818. Ohio River.
- Dorosoma notata* RAFINESQUE, Ichth. Ohien. 40, 1820. Ohio River.
- Chatoëssus cepedianus* and *ellipticus* DE KAY, N. Y. Fauna, Fishes, 265, 1842, as extra-limital.
- Chatoëssus ellipticus* KIRTLAND, Bost. Jour. Nat. Hist. IV, 235, pl. X, fig. 1, 1844.
- Chatoëssus cepedianus* CUVIER & VALENCIENNES, Hist. Nat. Poiss. XXI, 99, pl. 612, 1848. New York, Philadelphia, New Orleans; GÜNTHER, Cat. Fish. Brit. Mus. VII, 409, 1868.
- Dorosoma cepedianum* JORDAN & GILBERT, Bull. 16, U. S. Nat. Mus. 271, 1883; GOODE, Fish. & Fish. Ind. U. S. I, 610, pl. 217 A, 1884; BEAN, Fishes Penna. 63, 1893; JORDAN & EVERMANN, Bull. 47, U. S. Nat. Mus. 416, 1896, pl. LXIX, fig. 183, 1900.

The depth of the body is contained two and two thirds times in the total without caudal, the length of the head four and one third times. Eye longer than snout, one fourth length of head. The third ray of the dorsal is two thirds as long as the head, and the filamentous ray nearly equals the head in length. Length of dorsal base about one half that of head; anal base two sevenths of total length of body without caudal, its longest ray two thirds of length of ventral or one third of that of head. Pectoral three fourths as long as head. Lower caudal lobe

longer than upper, its length equal to that of the head. D. iii, 10; A. ii, 31. Scales 56 to 64, about 20 in a transverse series. Scutes in front of ventrals 17, and from ventral to vent 12. Upper parts bluish; sides silvery, sometimes with golden reflections. In young individuals there is a large dark blotch on each side not far behind the head. This disappears with age.

The mud shad, also known as gizzard shad, winter shad, stink shad, white-eyed shad, hickory shad, hairy back, and thread herring, is found in brackish waters along the coast from New York southward to Mexico, ascending streams and frequently becoming landlocked in ponds. A variety of this fish is also common in the Ohio and Mississippi valleys, whence it has spread through canals into Lakes Erie and Michigan.

Cuvier and Valenciennes had the species from New York, whence it was sent by Milbert. De Kay mentions it only as an extralimital fish; but in his time the fish fauna of Lake Erie was very little known.

This fish grows to a length of 15 inches and a weight of 2 pounds. It spawns in summer, and its food consists of algae, confervae, desmids and diatoms. With its food it takes large quantities of mud, from which it separates the organic substances after swallowing. This is a beautiful species, somewhat resembling the shad in general appearance and has been very successfully kept in the aquarium, where its bright colors and graceful movements make it attractive, but its flesh is soft, tasteless and seldom eaten when any better can be obtained. In most regions fishermen consider it a great nuisance and throw away their entire catch. Negroes eat the mud shad from tributaries of the Chesapeake, and in Florida the fish has been utilized to some extent in making guano. The name gizzard shad alludes to the form of the stomach, which is very much like that of a hen.

Family CLUPEIDAE

Herrings

Body oblong or elongate, more or less compressed, covered with cycloid or pectinated scales; belly sometimes rounded, sometimes compressed, in which case it is often armed with

bony serratures; head naked, usually compressed; mouth rather large, terminal, the jaws about equal, maxillaries forming the lateral margins of the upper jaw, each composed of about three pieces; premaxillaries not protractile; teeth mostly small, often feeble or wanting, variously arranged; adipose eyelid present or absent; gill rakers long and slender, gill membranes not connected, free from the isthmus; no gular plate; gills four, a slit behind the fourth; branchiostegals usually few (6 to 15); posterior lower part of opercular region often with an angular emargination, the tips of the larger branchiostegals being abruptly truncate; pseudobranchiae present; no lateral line. Dorsal fin median or somewhat posterior, rarely wanting; no adipose fin; ventrals moderate or small (wanting in *Pristigaster*); anal usually rather long; caudal fin forked. Vertebrae 40 to 56. Genera about 30; species 150; inhabiting all seas, and usually swimming in immense schools; many species ascend fresh waters, and some remain there permanently. The northern and fresh-water species, as in many other families, differ from the tropical forms in having a larger number of vertebral segments.

GENUS *ETRUMEUS* Bleeker

Body rather elongate, somewhat compressed; the abdomen rounded and without serratures; mouth terminal, of moderate width, formed as in *Clupea*, but the maxillary more slender; teeth moderate, in patches on jaws, palatines, pterygoids, and tongue; scales cycloid, entire, very deciduous; branchiostegals numerous, very slender. Ventrals inserted posteriorly, entirely behind dorsal; the dorsal fin rather long, of 18 to 20 rays; anal low, of moderate length. Pseudobranchiae well developed; pyloric caeca numerous. No silvery lateral stripe. Few species. Asiatic and American. (After Jordan and Evermann)

109 *Etrumeus teres* (De Kay)

Round Herring

Alosa teres DE KAY, N. Y. Fauna, Fishes, 262, pl. 40, fig. 128, 1842. New York harbor.

Etrumeus teres GÜNTHER, Cat. Fish. Brit. Mus. VII, 467, 1868; JORDAN & GILBERT, Bull. 16, U. S. Nat. Mus. 263, 1883; BEAN, Bull. U. S. F. C. VII, 148, 1888; 19th Rep. Comm. Fish. N. Y. separate, 44, 1890.

Etrumeus sadina JORDAN & EVERMANN, Bull. 47, U. S. Nat. Mus. 420, 1896, not *Clupea sadina* MITCHELL; SMITH, Bull. U. S. F. C. XVII, 91, 1898.

Body slender, rounded, elongate, its greatest depth one sixth of total length without caudal; head rather long, one fourth of total without caudal; mouth small, the jaws subequal in front, the maxilla extending to or slightly beyond the front of the eye; the mandible not at all projecting when the mouth is closed, but rather included; thickness of body more than two thirds of its depth; vomerine teeth present, lingual teeth well developed, teeth in the jaws weak; eye large, equal to snout, three and one third in length of head; dorsal origin midway between tip of snout and origin of anal, the longest dorsal ray more than one half length of head; ventrals well behind dorsal, the length little more than one third length of head; anal basis short, about one third length of head; axillary scales above pectorals and ventrals very long, those over the pectoral more than one half as long as the fin. D. 18; A. 13. Color, bright silvery; darker above, with a tinge of blue and yellow on the sides. Head metallic silvery with coppery reflections; iris golden; dorsal and caudal tinged with yellow, the remaining fins translucent, with minute dark specks. Cape Cod to the Gulf of Mexico, not rare southward; a favorite food of bluefish.

The "New York shadine" of Mitchill can not be identified with this species; it was evidently a species of *Pomolobus* bearing a close resemblance to the shad. Mitchill's shadine had a spot behind the gill cover, a wide and toothless mouth, a projecting lower jaw and 15 anal rays. These characters are in opposition to the known characters of the round herring, and there is no probability that this little fish was before him for description. De Kay saw only a single specimen of the round herring from the harbor of New York. A copy of Mitchill's¹ description is here given for comparison.

13 *New York Shadine, Clupea sadina*

An elegant species with a small smutty spot behind the gill cover; but with neither spots nor stripes on its back or sides. Mouth wide and toothless. Tongue small.

Back delicately variegated with green and blue. Lateral line straight. Sides silvery white, considerably above that line; and

¹Mitchill. Lit. and Phil Soc. N. Y. Trans. 1815. 1:457.

below it quite to the belly. The white reflects vividly green, red, and other splendid hues. Head rather elongated. Lower jaw projecting.

Scales very easily deciduous. Form neat, taper, and slender. Gills rise into the throat on each side of the root of the tongue. Eyes pale and large. Tail deeply forked. On account of the even connection of the false ribs, the belly is not at all serrated, but quite smooth. A semitransparent space in front of the eyes from side to side.

Rays: Br. 7; P. 16; V. 9; D. 18; A. 15; C. 19.

This species was not taken in Great South bay, but on the ocean beach adjacent to the Blue Point lifesaving station.

It is the slender herring described by Dr DeKay from a single specimen taken with a seine in New York harbor in the latter part of October. He found it associated with numerous specimens of the big-eyed herring, *Elopsaurus*. DeKay states that the *Elops* appeared to be known to the fishermen as the round herring, but the name is more applicable to the little species now under consideration. Several specimens were seined on the ocean beach at Blue Point Lifesaving station, October 7. None were obtained in the bay. September 24, 51 examples of this fish were found lying on the beach, in the vicinity of the same station, having been driven ashore by bluefish. In August 1890 great schools of round herring were stranded in this way. Prof. Baird found a number of specimens along the beach of Great Egg Harbor bay in 1854, and a single specimen was seined by Capt. Thomas Steelman in the same locality in October 1887.

Young individuals, from $4\frac{1}{2}$ to $4\frac{3}{4}$ inches long, were taken in Gravesend bay July 30, 1896. They were associated with young mackerel, of slightly larger size, in bunches and schools. John B. DeNyse saw some schools that he estimated to contain 25,000 fish.

Dr Smith says it is apparently rare at Woods Hole; known to have been found on only a few occasions. In October, some years ago, several were taken in traps at Menemsha bight, Marthas Vineyard.

Genus *CLUPEA* (Artedi) Linnaeus

True herrings with the body elongate, numerous vertebrae, the ventral serratures weak, and an ovate patch of small but persistent teeth on the vomer. The few species belong to the northern seas, where the number of individuals is inordinately great, exceeding perhaps those of any other genus of fishes. Not anadromous, spawning in the sea.

The genus *Clupea*, which includes the shad, river alewife or herring and the Ohio golden shad or skipjack, admits of division into several subgenera, one of which includes the common sea herring and other marine species, another the shad and still another the river alewives. The last have the suborbital bone longer than deep and are supplied with teeth on the tongue and in some species in the jaws.

110 *Clupea harengus* Linnaeus*Sea Herring*

Clupea harengus LINNAEUS, Syst. Nat. ed. X, I, 317, 1758; MITCHILL, Amer. Month. Mag. II, 323, Mar. 1818; CUVIER & VALENCIENNES, Hist. Nat. Poiss. XX, 30, pl. 591, 1847; GÜNTHER, Cat. Fish. Brit. Mus. VII, 415, 1868; JORDAN & GILBERT, Bull. 16, U. S. Nat. Mus. 265, 1883; GOODE, Fish & Fish. Ind. U. S. I, 549, pl. 204, 1884; BEAN, 19th Rep. Comm. Fish. N. Y. separate, 42, pl. XXIV, fig. 32, 1890; JORDAN & EVERMANN, Bull. 47, U. S. Nat. Mus. 421, 1896, pl. LXX, fig. 185, 1900; SMITH, Bull. U. S. F. C. XVII, 91, 1898.

Clupea halec MITCHILL, Trans. Lit. & Phil. Soc. N. Y. I, 451, 1815.

Clupea pusilla MITCHILL, op. cit. 452, 1815.

Clupea coerulea MITCHILL, op. cit. 457, 1815.

Clupea elongata DE KAY, N. Y. Fauna, Fishes, 250, 1842; STORER, Hist. Fish. Mass. 152, pl. XXVI, fig. 1, 1867.

Body elongate, slender, fusiform, compressed, its greatest depth one fourth of total length without caudal; caudal peduncle slender, its least depth one third of length of head; head moderate, two ninths of total length without caudal; eye large, three and one half to four in head, and with a well developed adipose eyelid; lower jaw strongly projecting; maxilla reaching to below middle of pupil, its length three sevenths of length of head; cheeks longer than high; an ovate patch of small teeth on vomer, palatine teeth minute or wanting, small teeth on the tongue, small teeth in the jaws in young examples, usually dis-

appearing with age; gill rakers very long and slender, about 40 on the lower part of the first arch; dorsal origin midway between tip of snout and end of scales, dorsal base one eighth of total length without caudal, longest dorsal ray equal to postorbital part of head, last dorsal ray one half the length of longest; ventral under about middle of dorsal, its length three eighths of head; anal base a little shorter than dorsal base, its longest ray one fifth, and its shortest ray one tenth of greatest depth of body; caudal fin well forked, its longest rays three fourths of head; pectoral fin about two thirds as long as the head. Scales very deciduous. Abdomen with weak serratures, before and behind the ventrals, 28 scutes in front of and 13 behind the ventrals. D. 18; A. 17. Scales 14-57. Vertebrae 56. Peritoneum dusky; back and head deep blue, tinged with yellow; opercles yellowish, tinged with violet; iris silvery; sides silvery with bright reflections. Length 12 to 17 inches. North Atlantic ocean, on our east coast south to Cape Hatteras, spawning in the sea.

The sea herring is the most important food fish of the world and it is undoubtedly the most abundant of all the fishes. Its food consists of small invertebrates, chiefly copepods and the larvae of worms and mollusks. It forms the most important food of many of our valuable food fishes including the cod, haddock, halibut, bluefish, and a great many others. Herring spawn at two seasons, spring and fall, the first spawning continuing from April to June and the second season between July and December. The eggs are adhesive and are deposited on the bottom, where they adhere to seaweeds and other objects of support. The egg is about $\frac{1}{20}$ inch in diameter. The hatching period lasts from 12 days to 40 days, according to the temperature of the water. Sea herrings were artificially hatched as early as 1878, both in Germany and in the United States. It has been estimated that the annual yield of sea herring is 3,000,000,000 fish, principally taken in Norway.

The herring occurs on our east coast from Labrador to New York. When found as far south as New York, it usually occurs

in midwinter. Capt. Thurber obtained it in Great South bay in the fall.

The young of the sea herring is well known as the whitebait of England and the United States, though in the latter country the young of other species are sometimes mingled with those of the sea herring.

Many young, translucent fish of the genus *Clupea*, a little under 2 inches long, are seen in spring in the shad fykes and pounds of Gravesend bay. They are called "shad bait," because they are said to be taken frequently from shad stomachs. John B. De Nyse brought some of them to me for examination Ap. 30, 1896. They showed the following characters.

D. 18; A. 17. Muscular impressions along sides of body about 60. The ventral is very slightly in advance of the origin of the dorsal. Intestinal tract full of minute orange-colored substances resembling entomostraca. A row of black dots on sides, low down, extending from pectoral to anal. Iris silvery; top of eye very dark.

Large sea herring, according to W. I. De Nyse, are rare in Gravesend bay. Only about 100 or 200 are obtained there during fall and winter.

Young examples, from $4\frac{3}{4}$ to 6 inches long, were obtained in that bay Nov. 23, 1897.

In the vicinity of Woods Hole Mass., according to Dr Smith, schools of large herring, in a spawning condition, appear about October 15 and remain till very cold weather sets in, their departure corresponding with that of the cod. By January young herring $\frac{1}{4}$ inch long are taken in surface tow nets; by May 1 they are 1 to $1\frac{1}{4}$ inches long, and by August 1, $2\frac{1}{2}$ to 3 inches. Fish 3 to 5 inches long, called "sperling," are found from September 1 to end of season and are used for mackerel bait. About June 1 there is a large run of herring, smaller than those in the fall run. This lasts two weeks, during which the traps are full of them. No use is made of the early run, but in fall they are caught in gill nets for food and bait.

Genus **POMOLOBUS** Rafinesque

Body oblong, more or less compressed; mouth moderate, terminal, the jaws about equal, or the lower projecting, the upper scarcely notched at tip; teeth feeble, variously placed, probably never wholly absent, mandibles very deep at base, shutting within the maxillaries; gill rakers more or less long and slender, numerous; adipose eyelid present; scales thin, cycloid, deciduous, entire, rounded posteriorly; cheeks with the free part longer than deep; dorsal fin rather short, nearly median, beginning in advance of ventrals, its posterior ray not prolonged in a filament; ventral present; anal moderate; belly compressed, strongly serrated before and behind ventrals. Flesh rather dry and poor, less oily than in *Clupanodon*. Vertebrae 46 to 55 in number, usually 50. Species numerous, mostly anadromous.

111 *Pomolobus chrysochloris* Rafinesque

Skipjack; Blue Herring; Gold Shad

Pomolobus chrysochloris RAFINESQUE, Ichth. Ohien. 39, 1820. Ohio River; JORDAN & EVERMANN, Bull. 47, U. S. Nat. Mus. 425, 1896, pl. LXX, fig. 187, 1900.

Meletta suoerii CUVIER & VALENCIENNES, Hist. Nat. Poiss. XX, 375, 1847.

Alosa chrysochloris KIRTLAND, Bost. Jour. Nat. Hist. IV, 307, pl. XV, fig. 3, 1844.

Clupea chrysochloris JORDAN & GILBERT, Bull. 16, U. S. Nat. Mus. 266, 1883; GOODE, Fish & Fish. Ind. U. S. I, 594, pl. 211, 1884; BEAN, Fishes Penna. 59, 1893.

This species has a few strong and distinct teeth in the jaws, the lower jaw strongly projecting, the caudal peduncle stout and the belly strongly serrated. In shape the body resembles that of the sea herring; it is compressed, rather low, its depth slightly more than one fourth of the total length without caudal and about equal to the length of the head. The eye is large, nearly one fourth the length of head; the maxilla extends nearly to the hind margin of the eye; the length of the upper jaw is more than one half the length of head. The origin of the dorsal is over the ninth series of scales, and the length of its base corresponds with 10 rows of scales. The ventral origin is under

the middle of the dorsal; the fin is one half as long as the head. The pectoral reaches the 14th series of scales of the lateral line; its length is two thirds of that of the head. The anal is moderately long and low; its longest ray about twice the length of eye and one half the length of its base. The longest dorsal ray equals postorbital part of head. The caudal is deeply forked. There are 23 gill rakers below the angle of the first arch. D. iii, 15; A. iii, 16. Scales 15-52 to 58. Scutes 20+13 to 14.

The body is blue with reflections of green and gold; the lower parts silvery.

The golden shad or skipjack is a common inhabitant of the Ohio and Mississippi valleys and the Gulf of Mexico. In Pennsylvania this fish is confined to the Ohio and its tributaries. It prefers large streams. It has made its way into the Great lakes through canals. The presence of the golden shad in the salt water of the Gulf of Mexico was discovered by Silas Stearns near Pensacola Fla. This species grows to a length of 18 inches.

Unlike most other species of herring, this one, according to observations of Prof. S. A. Forbes of Illinois, is predaceous, feeding on other fishes. Two examples examined by him had eaten gizzard shad, *Dorosoma*, and another one, individuals of some unidentified fish. The young of the golden shad, $2\frac{1}{4}$ inches long, had consumed nothing but terrestrial insects, including flies, small spiders, etc.

As far as I can learn it never ascends small streams. In the lower part of the Mississippi valley it migrates into salt water. In the upper portion of this region its permanent residence is in fresh water. The name skipjack is given in allusion to its habit of skipping along the surface of the water.

The fish is full of small bones, and its flesh is reputed to be tasteless and without value as food; yet Kirtland says it is esteemed in Ohio as a good pan fish. In the water its movements are graceful and active, and its peculiarity of leaping above the surface when in pursuit of its prey is interesting and unusual in this family.

112 *Pomolobus mediocris* (Mitchill)*Hickory Shad; Fall Herring; Shad Herring*

Clupea mediocris MITCHILL, Trans. Lit. & Phil. Soc. N. Y. I, 450, 1815. New York; JORDAN & GILBERT, Bull. 16, U. S. Nat. Mus. 266, 1883; McDONALD, Fish & Fish. Ind. U. S. I, 607, pls. 216A, 216B, 1884; BEAN, 19th Rep. Comm. Fish. N. Y. separate, 43, pl. XXV, fig. 34, 1890.

Clupea mallowaca MITCHILL, Trans. Lit. & Phil. Soc. N. Y. I, 451, 1815. Long Island.

Clupea virescens DE KAY, N. Y. Fauna, Fishes, 252, pl. 13, fig. 37, 1842.

Alosa mallowaca DE KAY, N. Y. Fauna, Fishes, 260, pl. 40, fig. 127, 1842.

Alosa lineata STORER, Hist. Fish. Mass. 162, pl. XXVII, fig. 2, 1867.

Clupea mallowaca GUNTHER, Cat. Fish. Brit. Mus. VII, 438, 1868.

Pomolobus mediocris JORDAN & EVERMANN, Bull. 47, U. S. Nat. Mus. 425, 1896, pl. LXXI, fig. 108, 1900; SMITH, Bull. U. S. F. C. XVII, 91, 1898; BEAN, 52d Ann. Rep. N. Y. State Mus. 96, 1900.

Head comparatively long, its length being contained four times in that of the body; the profile straight, and not very steep, form more elliptic than in others, and less heavy forward; lower jaw considerably projecting, upper jaw emarginate. The depth of the body is contained three and three eighths times in the length. Opercles rather less emarginate below and behind than in *P. pseudo-harengus*. Fins low; dorsal fin inserted nearer snout than base of caudal. Bluish silvery; sides with rather faint longitudinal stripes. Peritoneum pale. Length 24 inches. Cape Cod to Florida; rather common; not highly valued as a food fish; not ascending streams to spawn. D. 15; A. 21. Lateral line 50; abdominal scutes 20+16.

This species is referred to by Dr Mitchill as the Staten Island herring, *Clupea mediocris*, which he says grows very large for a herring, being frequently 18 inches long and almost as big as a small shad. It has "six or eight brown spots, longitudinally, below the lateral line, as reported by an inhabitant of that part of the bay of New York which borders on Staten Island." Mitchill, also, has the same species under the name of Long Island herring, *Clupea mallowaca*. This, he says, is also called the autumnal or fall herring, as well as shad herring and fall shad. Mitchill recognized it as probably the full-grown fish of the *C. mediocris*. He was not able to distinguish it from that species. The length of the greenback,

according to this writer, frequently reaches 2 feet with a depth of from $4\frac{1}{2}$ to 6 inches. At the time of his writing the fish was taken in October and November in seines on the surf side of the beaches fronting Long Island. Dr DeKay mentions examples in the market early in July, which are brought from the Connecticut river, where they are called weesick. He states that the specific name bestowed on it by Mitchill was derived from the aboriginal name of the island, Mattowaca or Mattowax. In Great South bay the name greenback is well established for the species. A single example was seined September 29 at Fire island. Oct. 1, 1890, considerable numbers of large greenbacks were caught in a trap at Islip. The hickory shad is caught in Gravesend bay during September, October and November, but is less plentiful than it was formerly. Large hickoryshad, weighing from $\frac{1}{2}$ pound to $2\frac{1}{2}$ pounds, were shipped from waters near New York city to Fulton market Oct. 30, 1896. Each of them had in its stomach from 15 to 20 sand lance from $3\frac{1}{2}$ to 5 inches long. A few specimens were seined at Blue Point cove, Great South bay, and at Howell's point, in the same bay, Aug. 31, 1898.

At Woods Hole Mass. it comes in the spring, but is most numerous late in September and till trap fishing ends. In October 1895 a trap near Tarpaulin cove caught 3500 at one lift. These brought 10c each in New York. In spring and summer the fish has no market value, but it sells in the fall.

The name hickory shad is applied to this species from the Chesapeake bay region southward, and in some Georgia rivers this is abbreviated to hicks. In the Potomac, and some other rivers tributary to the Chesapeake, the name tailor shad is applied to this fish. The hickory shad occurs from Maine to Florida, entering rivers except in New England. The species is much less valuable than the shad, for which it is often sold by dealers. Nothing definite is known about its habits, but Marshall McDonald was of the opinion that it spawns in the rivers at a little earlier period than the shad, which it always precedes in the ascent of the streams in spring.

113 *Pomolobus pseudoharengus* (Wilson)*Branch Herring; Alewife**Clupea pseudoharengus* WILSON, Rees's Encycl. IX, about 1811.*Clupea vernalis* MITCHILL, Rep. Fish. N. Y. 22, 1814; Trans. Lit. & Phil. Soc. N. Y. I, 454, 1815; JORDAN & GILBERT, Bull. 16, U. S. Nat. Mus. 267, 1883; BEAN, Fish & Fish. Ind. U. S. I, 588, 1884; Fishes Penna. 58, pl. 25, fig. 45, 1893; GOODE, Fish & Fish. Ind. U. S. I, pls. 207, 208, 1884.*Alosa tyrannus* DE KAY, N. Y. Fauna, Fishes, 258, pl. 13, fig. 38, 1842.*Pomolobus vernalis* GOODE & BEAN, Bull. Essex Inst. 24, 1879.*Pomolobus pseudoharengus* GILL, Rep. U. S. F. C. I, 811, 1873; JORDAN & EVERMANN, Bull. 47, U. S. Nat. Mus. 426, 1896, pl. LXXI, fig. 189, 1900; SMITH, Bull. U. S. F. C. XVII, 91, 1898; BEAN, 52d Ann. Rep. N. Y. State Mus. 96, 1900.

Body deep and heavy forward, much compressed. Its greatest depth, at dorsal origin equals one third of total length to base of caudal. The least depth of caudal peduncle equals but one half of length of head. The head is short, being almost as deep as long, about one fifth of the standard length. The eye is large, deeper than long, its length slightly greater than its distance from tip of snout—about three and one half in head. Maxillary broad, extending to the vertical through pupil; upper jaw emarginate, lower jaw slightly projecting. Length of dorsal base almost equal to that of head; its highest ray about two thirds as long as the base, or equal to anal base. The anal is low, its longest ray being equal to length of eye. Caudal deeply forked, partially scaled near base. Length of pectoral less than that of dorsal base. D. 16; A. 17 to 19. Scales 15-50 to 54.

In the male the dorsal is higher, its longest ray about equal to length of dorsal base, or two thirds the length of head.

Color on black blue silvery and paler on sides and underneath; a black spot behind head; dusky lines on body, which are only visible on large examples.

Described from no. 27197 U. S. National Museum from Potomac river. Length 11 inches.

The branch herring, river herring or alewife has a variety of additional names. It is the ellwife or ellwhop of Connecticut river, the spring herring of New York, the big-eyed and wall-

eyed herring of the Albemarle, the sawbelly of Maine, the gray-back of Massachusetts, the gaspereau of Canada, little shad of certain localities, and the Cayuga lake shad of New York. The recorded range of the branch herring is from the Neuse river, N. C., to the Miramichi river, in New Brunswick, ascending streams to their head waters for the purpose of spawning. The fish is found abundant in Cayuga and Seneca lakes, N. Y., where it has probably made its way naturally. In Lake Ontario, since the introduction there of the shad, the alewife has become so plentiful as to cause great difficulty to fishermen, and its periodical mortality is a serious menace to the health of people living in the vicinity. The belief is that the fish were unintentionally introduced with the shad. In Pennsylvania the branch alewife occurs in the Delaware and the Susquehanna in great numbers in early spring.

The U. S. Fish Commission, in 1894, obtained specimens at the following localities of the Lake Ontario region.

Cape Vincent	June 21
Grenadier island	June 27
Mouth Salem river, Selkirk	July 25
Long pond, Charlotte, N. Y.	Aug. 17
Lake Shore, mouth Long pond	Aug. 17
Sandy creek, North Hamlin	Aug. 20

Not a native of Cayuga lake but often found there in large numbers. Known to the fishermen as sawbelly. It is thought to have been introduced into the lakes of central New York by the state fish commission. Large numbers are often found dead on the shores of Seneca and Cayuga lakes. (After Meek) De Kay says it appears in New York waters with the shad about the first of April, but never in sufficient numbers to form a separate fishery.

The branch herring, or alewife, is the first of the alewives to appear in Gravesend bay; it comes with the shad. It endures captivity well. Nov. 30, 1897, individuals above 7 inches in length were caught in Gravesend bay, which were probably the young of the year.

This alewife seldom exceeds 1 foot in length, the average market examples being about 10 inches. The weight of the largest is about $\frac{1}{2}$ pound, and the average weight is about 5 or 6 ounces.

The fish enter the rivers earlier than the shad and return to the sea, or to estuaries adjacent to the river mouths, at some undetermined date in the fall. During the summer months enormous schools of full grown, but sexually immature alewives migrate along the coast, feeding on small crustaceans and themselves furnishing food for bluefish, sharks, porpoises and other predaceous animals; but none of them are known to enter fresh waters. In the rivers the alewives appear to eat nothing, but they can be captured with small artificial flies of various colors. Their eggs are somewhat adhesive and number from 60,000 to 100,000 to the individual. They are deposited in shoal water; spawning begins when the river water is at 55° to 60° F. The period of hatching is not definitely known, but is believed to exceed four days.

During the spring and summer the young grow to a length of 2 or 3 inches; after their departure from the streams nothing is known of their progress, but it is believed that they reach maturity in four years. We have no means of learning the age of the immature fish seen in great schools off shore, and thus far the rate of growth is unsettled.

The branch alewife, though full of small bones, is a very valuable food fish and is consumed in the fresh condition as well as dry salted, pickled and smoked. The fry can be reared in ponds by placing adults in the waters to be stocked a little before their spawning season; and they furnish excellent food for bass, rockfish, trout, salmon, and other choice fishes. The proper utilization of the immense oversupply of these fish in Lake Ontario has become a serious economic problem.

Alewives are caught in seines, gill nets, traps and pounds and they are often taken by anglers with artificial flies.

114 *Pomolobus cyanonoton* (Storer)*Glut Herring; Blueback*

Alosa cyanonoton STORER, Proc. Bost. Soc. Nat. Hist. II, 242, 1848, Hist. Fish. Mass. 161, pl. XXVII, fig. 1, 1867.

Pomolobus aestivalis GOODE & BEAN, Bull. Essex Inst. 24, 1879; JORDAN & EVERMANN, Bull. 47, U. S. Nat. Mus. 426, 1896, pl. LXXI, fig. 190, 1900; SMITH, Bull. U. S. F. C. XVII, 91, 1898.

Clupea aestivalis JORDAN & GILBERT, Bull. 16, U. S. Nat. Mus. 267, 1883; McDONALD, Fish & Fish. Ind. U. S. I, 579, pls. 209, 210, 1884, not *Clupea aestivalis* MITCHILL, Trans. Lit. & Phil. Soc. N. Y. I, 456, pl. V, fig. 6, 1815.

Body moderately deep and compressed, its greatest depth two sevenths of the length without caudal; least depth of caudal peduncle two sevenths of greatest depth of body; head short, one fifth of total length without caudal, the maxilla extending to below the middle of the eye, its width about one third of its length, lower jaw somewhat projecting, upper jaw notched; eye smaller than in *P. pseudoharengus*, equal to snout and one fourth of length of head, chiefly covered by an adipose membrane; gill rakers about 44 below and 21 above the angle of the first arch, the longest about equal to iris; lower caudal lobe the longer, about equal to length of head. Dorsal fin begins in advance of ventral origin, over the 13th row of scales; the longest ray is about three fourths as long as the base of the fin and twice as long as the last ray. Anal base two and one half times as long as the longest ray and as long as the head without the snout. Ventral under the 6th developed ray of dorsal, the fin one half as long as the head; its axillary scale about one half as long as the ventral fin. A small black spot behind the opercle on the level of the top of the eye. Narrow dark streaks on about five rows of scales above the median line. Peritoneum very dark. D. iii, 15; A. ii, 18; V. i, 8; P. i, 15. Scales 13-53; scutes 21 + 14. Above bluish, sides and gill covers with coppery reflections, lower parts silvery. Irish golden. Here described from a male specimen taken in the Potomac river and now in the U. S. National Museum.

Mitchill's name, *aestivalis*, can not be applied with any certainty to the "glut herring"; it appears to be a synonym of

mediocris and *mattowaca* of the same author. Its relation to *mattowaca* was long since pointed out by Dr Gill. The description¹ herewith appended appears to make this conclusion inevitable.

Summer herring of New York (*Clupea aestivalis*). Has a row of spots to the number of seven or eight, extending in the direction of the lateral line. Tail forked. Belly serrate; and, in most respects, resembling the *C. halec*, herein already described. Rays: Br. 6; P. 15; V. 9; D. 16; A. 19; C. 19.

The figure shows a row of eight dark spots on the side extending as far back as the end of the dorsal fin on the level of the eye. This resembles the hickory shad, *Pomolobus mediocris*, more than anything else, and it probably was that species.

The glut herring arrives later than the branch herring and does not ascend streams far above salt water. It appears to spawn only in the larger streams or their tidal tributaries and at a temperature of 70° to 75°; while the branch herring spawns in water as low as 55° to 60° and ascends far up the streams and their small fresh-water branches.

In Gravesend bay the glut herring is called shad herring. Nov. 30, 1897, two young fish of the year, measuring about 7 inches in length, were obtained from that bay. In Great South bay the species is called herring. A single example was secured there on Sep. 29, 1890. In 1898 it was not collected either in Great South bay or Mecox, in both of which the branch herring was abundant.

At Provincetown the species is known as the blueback and kiouk. According to Storer, it appears there in small numbers in May, but is not abundant before June 10, and it remains on the coast for a short time only. The alewife, or branch herring, arrives on the coast of Massachusetts about the end of March, and is taken till the middle or last of May.

Genus **ALOSA** Cuvier

Body deep, compressed, deeper than in related American genera, the head also deep, the free portion of the cheeks deeper

¹Mitchill. Lit. and Phil. Soc. N. Y. Trans. 1815. p. 456, pl. 5, fig. 6.

than long; jaws wholly toothless (except in young); upper jaw with a sharp, deep notch at tip, the premaxillaries meeting at a very acute angle. Vertebrae 56 (in *Alosa alosa*), otherwise as in *Pomolobus*, to which genus *Alosa* is very closely allied. Species three, of the north Atlantic, ascending rivers; highly valued as food fishes. Though very full of small bones, the flesh is white and rich, but not oily.

115 *Alosa sapidissima* (Wilson)

Shad

Clupea sapidissima WILSON, Rees's New Cyclopaedia, IX, about 1811, no pagination, no date; RAFINESQUE, Amer. Month. Mag. II, 205, Jan. 1818, says Wilson first distinguished and named the Shad; McDONALD in Fish & Fish. Ind. U. S. I, 594, pls. 212, 213, 1884; BEAN, Fishes Penna. 60, pl. 2, 1893; CHENEY, 4th Ann. Rep. N. Y. Comm. Fish. colored plate facing p. 8, 1899.

Clupea alosa MITCHILL, Trans. Lit. & Phil. Soc. N. Y. I, 449, 1815.

Alosa praestabilis DE KAY, N. Y. Fauna, Fishes, 255, pl. 15, fig. 41, 1842; STORER, Hist. Fish. Mass. 154, pl. XXVI, fig. 2, 1867.

Alosa sapidissima LINSLEY, Am. Jour. Sci. Arts, XLVII, 70, 1844; STORER, Syn. Fish. N. A. 206, 1846; JORDAN & EVERMANN, Bull. 47, U. S. Nat. Mus. 427, 1896, pl. LXXII, fig. 191, 1900; SMITH, Bull. U. S. F. C. XVII, 91, 1898.

The American Shad. GOODE, American Fishes, 400, fig. 1888.

The shad was formerly referred to the genus *Clupea*, but differs from the typical sea herring in the shape of the cheek bone, which is somewhat deeper than long. The adult is toothless, but the young has well developed, though small, teeth in the jaws, which sometimes persist till the fish has reached a length of 15 inches. To this subgenus the name *Alosa* was given by Cuvier.

The shad has a deep body and a large mouth, with the jaws about equal. The gill rakers are very long and slender, varying with age from 40 to 60 below the angle of the first arch. In the female the dorsal originates a little in front of the middle of the length; in the male somewhat farther in front. The dorsal of the male is rather higher than that of the female, while the body is not so deep. In the female the greatest depth is one third of the total without caudal and the length of the head two ninths. In the male the length of the head is one

fourth of the total without caudal. The dorsal has 13 divided rays and 4 simple ones; anal 19 divided and 3 simple. Scales 16—60 to 65. Scutes 22+16.

The color is bluish or greenish with much silvery; a dusky blotch close behind the head, two thirds as large as the eye, and frequently from several to many, in one or two rows, behind this. The lining of the belly walls is pale.

The shad is known also as the white shad, and in the colonial days it was known to the negroes on the lower Potomac river as the whitefish. It is found naturally along the Atlantic coast of the United States from the Gulf of St Lawrence to the Gulf of Mexico, ascending streams at various dates from January in its extreme southern limit to June in far northern waters. In the Delaware and Susquehanna it makes its appearance in April and departs after spawning; but remains sometimes as late as July 18, and many die.

The original distribution of the shad has been widely extended by artificial introduction. In certain rivers flowing into the Gulf of Mexico the fish has been established by planting. In the Ohio river a fishery has been created by the same method; and in the Sacramento river, Cal., the shad was successfully introduced, and it has colonized not only this river but all suitable rivers from San Francisco to southern Alaska. It is now one of the common market species in San Francisco and other west coast cities.

In the Susquehanna the shad was formerly one of the most important native food fishes, but its range is now very limited on account of obstruction by dams. 20 years ago the fish commissioners reported that a few shad are taken yearly above the Clark's Ferry dam, none or at most a few dozen above the Shamokin dam, none above the Nanticoke dam and none above Williamsport. The largest run of shad that has been known to pass the Columbia dam was that of 1867. "In 1871 the finest Columbia shad were hawked in the market at Harrisburg, 30 miles from the fisheries, at considerably less than a dollar a pair. The catch at Columbia exceeded 100,000."

The obstructions in the Delaware have been almost entirely overcome. In 1891 shad were caught higher up the Delaware than for many years, and spawned in the upper reaches of the river beyond the New York state line. In 1891 the Delaware, for the first time since 1823, was restored to its normal condition by means of the fishway at Lackawaxen; and, according to Col. Gay, it is at present the best shad river in the country. The number of eggs obtained for artificial propagation in the lower river was unusually small, but the number naturally deposited in the upper waters was greater than for many years. Col. Gay observed a large number of big female shad at Gloucester City, but a great scarcity of males. This necessitated a long run up the river before spawning. The cause is believed to be the low temperature of the water during May, the lack of rain cutting off the usual supply of warm surface water and the tributaries of the upper river bringing down nothing but cold spring water, keeping the temperature of the river below the normal for spawning purposes. Consequently, the shad ascended more than 300 miles. Mr Ford noticed that every pool in the upper river was full of shad, and he saw them playing in the water by hundreds. Mr Van Gordon saw them above Port Jervis, and they were observed as far up as Deposit N. Y.

The shad reaches a length of 2 feet. It is asserted that 50 years ago shad weighing from 8 to 13 pounds were not uncommon in the Susquehanna. It is said that even larger individuals were taken. In California the shad reaches a larger size than it does in the east, specimens weighing from 13 to 14 pounds being often seen in the markets. The average weight of females is 4 or 5 pounds. The male is much smaller.

The young shad remain in the rivers till the approach of cold weather, when they descend to the sea, and they are usually seen no more till they return as mature fish ready for reproduction. They are known to feed on small flies, crustaceans and insect larvae. They have been fed with fresh-water copepods and kept alive in this way till they had obtained a length of more than 1 inch. In the carp ponds, at Washington, Dr

Hessel succeeded in rearing shad on the *Daphnia* and *Cyclops* to a length of 3 or 4 inches, and one time, when they had access surreptitiously to an abundant supply of young carp, well fed individuals reached a length of 6 inches by the first of November. Shad have been kept at the central station of the U. S. Fish Commission over the winter, but at the age of one year, doubtless for lack of sufficient food, the largest was less than 4 inches long. At this age they were seen to capture smaller shad of the season of 1891, which were an inch or more in length. The commissioner of fisheries detected young shad also in the act of eating young California salmon; and on one occasion found an undigested minnow, 2 or 3 inches long, in the stomach of a large shad; and they have been caught with minnows for bait. The principal growth of the shad takes place at sea, and, when the species enters the fresh waters for the purpose of spawning, it ceases to feed, but will sometimes take the artificial fly and live minnows. The migratory habit of the shad has already been referred to. The spawning habits have been thus described by Marshall McDonald.

The favorite spawning grounds are on sandy flats bordering streams and on sand bars. The fish appear to associate in pairs, usually between sundown and 11 p. m. When in the act of spawning they swim close together near the surface, their dorsal fins projecting above the water and their movements producing a sound which the fishermen call "washing." The eggs are expressed by the female while in rapid motion; the male following close and ejecting his milt at the same time. Such of the eggs as come in contact with the milt are impregnated, but the greater portion of them are carried away by the current or destroyed by spawn-eating fishes. After impregnation the egg sinks to the bottom, and under favorable conditions develops in from three to eight days.

According to Seth Green, the embryo shad swim as soon as they break the shell, and make their way to the middle of the stream, where they are comparatively safe from predaceous fishes. A mature female shad of 4 or 5 pounds contains about 25,000 eggs on the average, but as many as 60,000 have been obtained from a 6 pound fish, and

100,000 were obtained from a single female on the Potomac. There is great mortality among the shad after spawning. Dead fish of both sexes are frequently seen floating in the water in the late months of summer.

Mitchill states that the shad visits New York annually about the end of March or beginning of April; that is, ascends toward the sources of the Hudson; that it usually weighs 4 or 5 pounds, but sometimes as much as 12 pounds. De Kay says a large variety, supposed to be an old fish, and weighing from 10 to 12 pounds, were frequently taken in the Hudson, under the name of yellow backs. The shad, in his time, ascended the river 150 miles, to spawn, and descended in the latter part of May. The introduction of gill nets, he writes, has caused a scarcity of the fish and will drive them from the river before many years.

Nets set off shore in Gravesend bay in the fall frequently inclose large quantities of young shad, sometimes a ton and a half at one time, during their migration seaward, but they are at once liberated. The fish are usually about 6 to 8 inches long. Oct. 17, 1895, 60 or 70 were caught in John B. De Nyse's pound, among them a male 11 inches long and $2\frac{3}{4}$ inches deep, and a female 12 inches long and 3 inches deep. Oct. 31, 1895, a male $13\frac{1}{2}$ inches long and $3\frac{1}{2}$ inches deep, and a female $13\frac{1}{2}$ inches long and $3\frac{1}{8}$ inches deep were obtained in the same pound. Apparently the shad do not all remain at sea after their first migration till they are sexually mature. In the Potomac river young shad 8 to 9 inches long occasionally enter in the spring with the adults in large numbers. Mr De Nyse informs me that in the first spring run of small shad in Gravesend bay fully 90% are males.

GENUS *SARDINELLA* Cuvier and Valenciennes

Small herrings of the tropical seas, with the vertebrae in reduced numbers, about 40 to 44, and with the scales large, usually firm and adherent, often crossed by vertical striae. Ventral scutes strong, 25 to 35 in number; adipose eyelid obsolete; lower jaw projecting, upper jaw somewhat emarginate, teeth weak; ventrals inserted behind front of dorsal; body compressed;

cheeks not deep; gill rakers long and numerous; otherwise essentially as in *Pomolobus*. The genus *Sardinella*, as here understood, covers a wide diversity of forms and may be divisible into several genera when the anatomy of the species is better known. (After Jordan and Evermann)

116 *Sardinella* species

Scaled Sardine

An individual about 9 inches long was obtained by W. I. De Nyse in Gravesend bay in 1895. This was the only one observed in that locality, and it is the only record known of the occurrence of a fish of this genus north of Florida. The specimen was seen and identified as a *Sardinella* by the writer, but, before he had opportunity to make a detailed study, it disappeared from the tank in which it was placed and could not be found.

Genus *OPISTHONEMA* Gill

Characters essentially those of *Sardinella*, except that the last ray of the dorsal is produced in a long filament as in *Dorosoma*, *Megalops* and *Tarpon*. Species few, American.

117 *Opisthonema oglinum* (Le Sueur)

Thread Herring; Shad Herring; Sprat Herring

Megalops oglina LE SUEUR, Jour. Ac. Nat. Sci. Phila. I, 359, Sept. 1818, Newport, R. I.

Megalops notata LE SUEUR, op. cit. 361, Sept. 1818. Guadeloupe.

Chatoessus signifer DE KAY, N. Y. Fauna, Fishes, 264, pl. 41, fig. 132, 1842.

Opisthonema oglina GOODE & BEAN, Proc. U. S. Nat. Mus. VIII, 206, June 8, 1885.

Opisthonema oglinum JORDAN & EVERMANN, Bull. 47, U. S. Nat. Mus. 432, 1896; BEAN, Bull. Amer. Mus. Nat. Hist. IX, 336, 1897; SMITH, Bull. U. S. F. C. XVII, 91, 1898.

Body oblong, deep, compressed, its greatest depth one third of the total length without caudal; caudal peduncle short, stout, its least depth one half the length of head; head short, deep, its length one fourth of total length without caudal; eye large, two sevenths to one third of length of head, slightly longer than snout; maxilla reaching to below front of pupil, its width more

than one half its length, the bone almost covering the mandible, which is scarcely projecting; gill rakers very long and slender; pseudobranchiae well developed; dorsal origin much nearer to tip of snout than to base of caudal, equidistant from snout and origin of anal, base of dorsal as long as the longest ray and two thirds as long as the head, filament reaching to base of caudal, much longer than the head in examples measuring from 7 to 9 inches; anal base as long as the head without the snout, its longest ray three fourths of diameter of eye; ventral origin under 8th or 9th developed ray of dorsal, the fin half as long as the head; pectoral four fifths as long as the head. Scales smooth, firm, but easily detached. Bluish above; lower parts silvery; an indistinct bluish spot behind the operculum; each scale on the back having a dark spot at its base, these forming streaks as in the glut herring. Length 12 inches. D. 19; A. 24. Scales 15-50; scutes 17+14. (West Indies, northward to Cape Cod in summer.)

The thread herring appears in July and August in Gravesend bay, and is sometimes so abundant as to fill the nets (fykes) of the fishermen. The great run begins toward the end of July and lasts two weeks. The fish is known there as the sprat herring.

De Kay, in *New York Fauna, Fishes*, p. 264, pl. 41, fig. 132, describes the species under the name *Chaetoesus signifer*. The colors, according to that author, are as follows: "Bluish above, with a series of dark points along the sides of the back, forming four or five longitudinal lines. A round black spot behind the upper part of the branchial aperture. Pectorals, ventrals and anal white. Dorsal and caudal yellow; the membrane finely punctate with black, and bordered with dusky. Irides white varied with yellowish." He further says: "It appears in our waters about the beginning of September, where it is often called the shad herring. It has also the names of thread herring and threadfish, in allusion to its last filamentous dorsal ray."

In the Woods Hole region of Cape Cod it is very rare, according to Dr Smith. A number were taken in the fall of 1871. In 1885 it was common in Buzzards bay and Vineyard sound in July. It remained about a month, and specimens were taken in traps at almost every lift. During the next four years the fish was also noticed, but none has been seen since 1890.

Genus **BREVOORTIA** Gill

Body elliptic, compressed, deepest anteriorly, tapering behind; head very large; cheeks deeper than long; mouth large, the lower jaw included; no teeth; gill rakers very long and slender, densely set, appearing to fill the mouth when it is opened; gill arches angularly bent. Scales deeper than long, closely imbricated, their exposed edges vertical and fluted or pectinated. Dorsal fin low, rather posterior; anal fin small. Intestinal canal elongate. Vertebrae 48. Peritoneum dusky. Species few; inhabiting the Atlantic; spawning probably in brackish water in the spring. Coarse, herbivorous fishes, not valued as food, but the young of the greatest value as food to other fishes. (After Jordan and Evermann)

118 *Brevoortia tyrannus* (Latrobe)

Menhaden; *Mossbunker*

- Clupea tyrannus* LATROBE, Trans. Am. Phil. Soc. Phila. V, 77, pl. 1, 1802, (Chesapeake bay)
Clupea menhaden MITCHILL, Trans. Lit. & Phil. Soc. N. Y. I, 453, pl. V, fig. 7, 1815, New York; GÜNTHER, Cat. Fish. Brit. Mus. VII, 436, 1868.
Alosa menhaden DE KAY, N. Y. Fauna, Fishes, 259, pl. 21, fig. 60, 1842; STORER, Hist. Fish. Mass. 158, pl. XXVI, fig. 4, 1867.
Brevoortia tyrannus GOODE, Proc. U. S. Nat. Mus. I, 531, 1878; Fish & Fish. Ind. U. S. I, 569, pl. 205, 1884; JORDAN & GILBERT, Bull. 16, U. S. Nat. Mus. 269, 1883; BEAN, 19th Rep. Comm. Fish. N. Y. separate, 44, pl. XXV, fig. 35, 1890; Bull. Amer. Mus. Nat. Hist. IX, 336, 1897; 52d Ann. Rep. N. Y. State Mus. 96, 1900; JORDAN & EVERMANN, Bull. 47, U. S. Nat. Mus. 433, 1896, pl. LXXIII, fig. 195, 1900; SMITH, Bull. U. S. F. C. XVII, 91, 1898.

The menhaden has the exposed surfaces of its scales very narrow and deep. The body is similar in shape to that of the shad, the depth being one third of the length without caudal, and somewhat greater than the length of the head. Mouth large; jaws toothless. The maxilla extends to below the hind

margin of the eye. The eye is about as long as the snout, one fifth of length of head. The fins are small, the pectoral not much more than half the length of the head and twice as long as the ventral. The dorsal base is equal in length to the pectoral; longest dorsal ray more than twice as long as the last ray and about two fifths of length of head. The anal rays are shorter than those of the dorsal; length of anal base little more than one half the length of head. The origin of the dorsal is about midway between tip of snout and end of middle caudal rays. The sides and fins are silvery, yellowish, the upper parts bluish. Behind the head there is a large dark spot, larger than the pupil, and behind it numerous smaller dark spots.

The menhaden has received more than 30 common names, among which the one here employed is the best known and most suitable. In New Jersey it is frequently called bunker or mossbunker, and in some other localities it is the bony fish. It is also called bugfish, because of a crustacean parasite which is found in the mouth.

The menhaden reaches a length of 15 inches or more; its average size is about 1 foot. It is found along our east coast from Maine to Florida, swimming in immense schools and fluctuating greatly in abundance. In certain localities its movements are affected chiefly by temperature.

The use of the menhaden as a source of oil and a material for fertilizers is so well known as scarcely to need mention here. As an edible fish it is not generally esteemed; in most localities it is seldom eaten, though in some places it is considered a good food fish. Since the mackerel is becoming scarce, menhaden are often salted in barrels as a substitute for that fish.

The menhaden appears in Dr Mitchill's *Fishes of New York* as the bony fish, hardhead or marshbanker. The aboriginal name menhaden, and the one most suitable for the species, is mentioned by this writer. Dr De Kay, in his *New York Fauna*, introduced the name mossbunker as well as the Indian names *panhagen* and *menhaden*. He notes also the names *skippang* and *bunker* as in use at the east end of Long Island. For a survey

of the 30 or more additional appellations of this well known fish, the reader is referred to the complete history of the American menhaden by Dr G. Brown Goode.

The menhaden comes into Gravesend bay in May and through the summer. Occasional individuals are seen there in the fall as late as November. The fish can be kept alive in the winter in captivity, provided the water temperature does not fall below 50° F. It makes its appearance on the shores of Long Island about the beginning of June, sometimes in May, and remains till the cold season sets in. A few specimens were taken September 22 in Blue Point cove in 1884, and Oct. 1, 1890, many thousands were caught in a trap at Islip; these were large and very fat fish. The use of the menhaden as a bait fish is too well known to need special mention. In "chumming" for bluefish near Fire island inlet this is the favorite bait. In 1898 the young were obtained at Duncan's creek, Howell's point and Nichols's point August 29. Adults were sent from Islip by W. F. Clark August 18.

In the vicinity of Woods Hole Mass., according to Dr Smith, menhaden arrive in schools about May 20, but scattered fish are taken in March with alewives; they remain till December 1, sometimes till December 20, but are most abundant in June. When the schools first arrive, the reproductive organs of many of the fish are in an advanced stage of development, but after July 1 none with large ovaries are found. Late in fall the fish again have well developed roes. The smallest fish are about an inch long; these are found in little schools about the shores and wharves as early as July 15. The young are abundant throughout summer and fall. The average length of adults is 13 or 14 inches; one fish 18 inches long was caught at Woods Hole in 1876.

Family ENGRAULIDIDAE

Anchovies

Genus **STOLEPHORUS** Lacépède

Body oblong, compressed, covered with rather large, thin, deciduous scales; belly rounded, or weakly compressed; snout conical, compressed, projecting beyond the very large mouth;

maxillary narrow, little movable, usually formed of three pieces, extending backward far behind the eye, to the base of the mandible, or beyond, not beyond gill opening; premaxillaries very small; teeth small, subequal, present at all ages, usually on the jaws, vomer, palatines, and pterygoids. Anal fin moderate, free from caudal (its rays 12 to 40); no pectoral filaments; dorsal inserted about midway of body, posterior to ventrals; pectorals and ventrals each with a large axillary scale. Adipose eyelid obsolete. Vertebrae about 40 (40 to 42) in species examined. Flesh rather pale and dry, more or less translucent, the bones firm. Pseudobranchiae present; branchiostegals nine to 14; gill rakers long and slender; gill membranes separate, free from the narrow isthmus.

119 *Stolephorus brownii* (Gmelin)

Striped Anchovy

Atherina brownii GMELIN, Syst. Nat. I, 1397, 1788.

Clupea vittata MITCHILL, Trans. Lit. & Phil. Soc. N. Y. I, 456, 1815; DE KAY, N. Y. Fauna, Fishes, 254, 1842.

Engraulis vittata BAIRD, 9th Ann. Rep. Smith. Inst. 347, 1855.

Engraulis brownii GÜNTHER, Cat. Fish. Brit. Mus. VII, 389, 1868.

Stolephorus browni JORDAN & GILBERT, Bull. 16, U. S. Nat. Mus. 273, 1883; BEAN, Bull. U. S. F. C. VII, 149, 1888; 19th Rep. Comm. Fish. N. Y. 279, 1890.

Stolephorus brownii JORDAN & EVERMANN, Bull. 47, U. S. Nat. Mus. 443, 1896; SMITH, Bull. U. S. F. C. XVII, 92, 1898; BEAN, 52d Ann. Rep't N. Y. State Mus. 97, 1900.

Body moderately elongate, compressed, but thicker than in *S. mitchilli*, its greatest depth two ninths of the total length without caudal, and equal to length of head without the snout, the thickness one half length of head; head moderate, its length rather more than one fourth of total without caudal, the snout short and obtusely pointed, one fifth of length of head, two thirds of length of eye; eye equal to width of interorbital space, about two sevenths as long as the head. The maxilla reaches as far back as the mandible, but not to hind edge of opercle. The mandible is partly covered by the maxilla, its tip in advance of the front of eye and overhung by the snout. Teeth moderately strong, those on the posterior part of the maxilla

raking forward. Gill rakers rather long and slender, numerous, the longest on first arch three fourths as long as the eye. Origin of dorsal fin midway between base of caudal and front of eye, its length of base four sevenths of length of head, its longest ray one half as long as the head, a sheath of scales at base; anal with a strong sheath of scales, its base as long as the head without the snout; ventrals small, originating in advance of dorsal origin, the length equal to eye; axillary scale of pectoral one half as long as the head. Width of silvery band one fourth the length of head. D. 14 to 15; A. 20. Scales 40 to 42. Upper parts light brown; sides silvery; a broad, bright silvery lateral stripe. Length sometimes above 6 inches. Here described from an example taken at Lifesaving station no. 22, Long Island, and now in the U. S. National Museum.

The species occurs from Cape Cod southward to Brazil and the West Indies.

This is the satin striped herring of Mitchill's *Fishes of New York*, p. 456. By some of the fishermen in Great South bay it is supposed to be the whitebait and is so called. The anchovy was extremely abundant in the bay in September 1884. I found it at the mouth of Swan creek, in Blue Point cove, near the Lifesaving station, at Oak island and at Fire island. Specimens were seen as late as October 7.

This anchovy forms a very important part of the food of the young weakfish and bluefish in Great South bay. It is present in very large numbers and could be utilized as a food species. The largest examples of this fish which we have seen were taken in Great Egg Harbor bay in August; individuals measuring $5\frac{1}{2}$ inches in length were taken in the surf by hundreds, and weakfish were feeding on them ravenously. In two hauls of a 20 fathom seine we took here 54 weakfish.

This species was not common in Great South bay during the summer of 1898. It was found at Blue Point cove August 18, and young were obtained at Nichols's point September 1.

Dr Smith records it as usually abundant at Woods Hole, occasionally rather uncommon. Found from August to late in fall. More numerous than any other anchovy.

120 *Stolephorus argyrophanus* (Cuv. & Val.)*Silvery Anchovy*

Engraulis argyrophanus CUVIER & VALENCIENNES, Hist. Nat. Poiss. XXI, 49, 1848.

Stolephorus per fasciatus JORDAN & GILBERT, Bull. 16, U. S. Nat. Mus. 273, 1883, not *Engraulis per fasciatus* Poey, Mem. Cuba, II, 312, 1858.

Stolephorus eurystole SWAIN & MEEK, Proc. Ac. Nat. Sci. Phila. 34, 1884; BEAN, Bull. U. S. F. C. VII, 150, pl. III, fig. 19, 1888.

Stolephorus argyrophanus JORDAN & EVERMANN, Bull. 47, U. S. Nat. Mus. 444, 1896; BEAN, Bull. Amer. Mus. Nat. Hist. 337, 1897; SMITH, Bull. U. S. F. C. XVII, 92, 1898.

Body elongate, much more slender than in *S. brownii*, and not so much compressed; head not so deep as in *S. brownii*, more pointed, the snout rather sharp; eye rather small, four and one half in head, not larger than snout; maxillary teeth well developed, mandibular teeth very slender; gill rakers very long, as long as the eye; maxillary shorter than in *S. brownii*, not reaching quite to the base of the mandible; belly slightly compressed, not serrated. Scales very deciduous. Ventrals short, very slightly in front of dorsal; caudal peduncle long and slender; dorsal inserted scarcely nearer caudal than snout. Silvery stripe broad, half wider than the eye, bordered above by a dusky streak. Head three and four fifths; depth 6. D. 12; A. 20. Length 4 inches. West Indies; occasional northward. A specimen in our collection from Woods Hole Mass. (After Jordan and Gilbert)

The types of this species were obtained by Kuhl and Van Hasselt in the equatorial Atlantic. Cuvier and Valenciennes, in their original description¹ of the fish, contrast it with *S. brownii* and others, from which it is distinguished by its form and by other characters.

It has the body longer and slenderer; the cleft of the mouth more oblique; the pectoral and anal much shorter; the teeth excessively small. B. 11; D. 15; A. 17. The color is blue, more pronounced on the back than on the belly. A silvery band running along the sides. *Cuvier and Valenciennes*

Young individuals were seined at Ocean City N. J. Aug. 1, 1887; again at Longport N. J. numerous young were taken Aug.

¹Hist. Nat. Poiss. 1848. 21:49.

29, 1887; no adults were seen. A figure of the young is published by Dr Bean in bulletin for 1889 of the U. S. Fish Commission, vol. 7, pl. 3, fig. 19. The example figured was nearly $1\frac{1}{2}$ inches long. It has the following characters: The height of the body is one sixth of the total length without caudal; least height of caudal peduncle one third of length of head. Head rather large, two sevenths of total length without caudal, with obtusely pointed snout which is about equal to the eye and one fourth as long as the head. The maxilla does not reach to the hind edge of the preopercle. Dorsal origin nearer to caudal base than to tip of snout; the base of the fin as long as the longest ray and one half as long as the head. Pectoral short, three sevenths as long as the head; ventrals in advance of dorsal, under the 16th row of scales, the length two fifths of length of head; anal origin under the end of the dorsal, anal base about two thirds as long as the head and one fifth of total length without caudal; longest anal ray one half as long as the head; caudal fin large and deeply forked. D. ii, 10; A. ii, 18. Scales 8-38.

Many individuals were collected at Fire island near the end of September. None were seen in other parts of the bay. The species is known there as whitebait, like the other anchovies. In Gravesend bay the species is not common, but it occurs more frequently in bays communicating directly with the Atlantic.

121 *Stolephorus per fasciatus* (Poey)

Banded Anchovy

Engraulis per fasciatus POEY, Mem. Cuba, II, 312, 1858; GUNTHER, Cat. Fish. Brit. Mus. VII, 391, 1868.

Stolephorus per fasciatus SWAIN & MEEK, Proc. Ac. Nat. Sci. Phila. 34, 1884; JORDAN & EVERMANN, Bull. 47, U. S. Nat. Mus. 441, 1896.

Body elongate and not much compressed, its greatest height about one sixth of total length without caudal and two thirds of length of head, its greatest thickness more than one third of length of head; least height of caudal peduncle equal to thickness of body behind the head; head long, with pointed snout, one fourth of total without caudal, snout equal to eye and two ninths of length of head. The maxilla extends backward to

front edge of preopercle and not to joint of mandible. Interorbital space equal to eye; gill rakers numerous, about as long as the eye; teeth minute and weak, nearly uniform in size. Dorsal origin about midway between tip of snout and base of caudal, dorsal base short, scarcely more than one half as long as head, and about equal to longest dorsal ray; ventrals little in advance of dorsal origin, very short, only two fifths of length of head; pectoral moderate, equal to postorbital part of head. Axillary scale very slender, less than one half as long as the head. Width of silvery band about equal to length of eye. D. ii, 12; A. i, 15 to 16. Scales 44 to 45. Here described from specimens obtained at Noank Ct. and in Gravesend bay, L. I., the largest about 3 inches long.

Upper parts light brown, sides silvery; dark punctulations on base of caudal and sometimes on anal; belly even in alcoholic specimens with iridescent colors.

The example obtained in Gravesend bay was collected by W. I. De Nyse. It has D. 12; A. 15 or 16; scales 45.

The close resemblance of this species to *S. argyrophanus* Cuv. & Val. makes a farther comparison of the two necessary. Perhaps, as long ago suggested by Dr Günther,¹ the two are identical. *S. argyrophanus* was collected in the equatorial Atlantic, and Poey's species, *perfasciatus*, is from Cuba and Porto Rico. There seems to be little to distinguish them except the slightly greater number of anal rays in *S. argyrophanus*, and these have been counted differently by different students; the authors, for example, discovered 17, while Dr Jordan found 19 in the same type.

122 *Stolephorus mitchilli* (Cuv. & Val.)

Anchovy; Whitebait

Engraulis mitchilli CUVIER & VALENCIENNES, Hist. Nat. Poiss. XXI, 50, 1848. New York; Carolina; New Orleans.

Stolephorus mitchilli JORDAN & GILBERT, Bull. 16, U. S. Nat. Mus. 248, 1883; JORDAN, Cat. Fish. N. A. 38, 1885 (name only); BEAN, Bull. U. S. F. C. VII, 149, 1888; 52d Ann. Rep. N. Y. State Mus. 97, 1900; JORDAN & EVERMANN, Bull. 47, U. S. Nat. Mus. 446, 1896; SMITH, Bull. U. S. F. C. XVII, 92, 1898.

¹Cat. Fish. Brit. Mus. 1868. 7:391.

Engraulis vittatus STOREY, Hist. Fish. Mass. pl. XXVII, fig. 3, not description on page 163.

Body compressed; short and deep, its greatest depth one fourth of the total length without caudal, caudal peduncle short and deep, its least depth one half the length of head. Thickness of body equals three sevenths of length of head. Head rather short, its length two ninths of total without caudal. Snout shorter than eye, which is two sevenths as long as the head. The maxilla extends slightly beyond the hind end of mandible, and nearly to the edge of operculum. Interorbital distance not quite equal to eye. Gill rakers nearly as long as the eye. Origin of dorsal fin much nearer to base of caudal than to tip of snout. Length of dorsal base equals two thirds of length of head; longest dorsal ray one half as long as head. Anal origin under the middle of dorsal; length of anal base equals two sevenths of total length without caudal; longest anal ray about two thirds as long as the head. Ventral short, in advance of dorsal, its length one third of length of head. Pectoral one eighth of total length without caudal. Width of silvery band about two thirds of eye. Dorsal and anal scaly sheaths very strong. D. ii, 10; A. 28; V. i, 6. Scales 37. Length of specimens examined, 4 inches. Taken at Fire island.

Cape Cod to Texas, on sandy shores; the most abundant of the New York species. It enters Gravesend bay in May and remains till October. Locally known as anchovy and whitebait. An excellent food fish and very important as the food of larger fishes.

It is very generally distributed in bays along the south shore of Long Island, having been found abundant in Scallop pond, Peconic bay, in Mecox bay, and almost everywhere in Great South bay from July to September 1898. A specimen taken at Fire island had a lernaean parasite attached to it. At Woods Hole Mass. Dr Smith reports it abundant, associated with *S. brownii*.

Family SALMONIDAE

Salmons

The whitefishes of New York belong to seven species, representing the four divisions of the genus *Coregonus*. In two

of the species the lower jaw is included within the upper, the mouth is small, and the intermaxillary bone broad and more or less vertical in position. These two may be readily distinguished by the structure of the gill rakers, and the size of the mouth. The remaining five whitefishes have the lower jaw as long as, or longer than, the upper, the mouth large, and the intermaxillary narrow and not vertical in position. They are easily separated from one another by the shape of the body, and the size and contour of the scales. The relations of the groups are shown in the following key.

1 Lower jaw shorter than upper.

1 a Mouth very small, upper jaw not reaching to eye; gill rakers short and stout, 13 to 16 below angle of first arch (*Prosopium*)

QUADRILATERALIS

1 b Mouth moderate, upper jaw reaching beyond front of eye; gill rakers long and slender, 20 or more below angle of first arch (*Coregonus*)

CLUPEIFORMIS

2 Lower jaw equal to or longer than upper.

2 a Body slender, elongate; scales small, and convex on their free margin; lower jaw longer than upper (*Argyrosomus*)

OSMERIFORMIS

ARTEDI, HOYI

PROGNATHUS

2 b Body deep, short; scales large, deep, the free margin scarcely convex; jaws equal (*Allosomus*)

TULLIBEE

Genus **COREGONUS** (Artedi) Linnaeus

Body oblong or elongate, compressed; head more or less conical, compressed, the snout more or less projecting beyond the lower jaw; mouth small, the maxillary short, not extending beyond the orbit, with a well developed supplemental bone; teeth extremely minute, if present; scales moderate, thin, cycloid, rather firm. Dorsal fin moderate; caudal fin deeply forked; anal fin somewhat elongate; ventrals well developed. Pseudobranchiae large; gill rakers varying from short and thickish to long and slender; air bladder very large; vertebrae 56 to 60; stomach horseshoe-shaped, with many (about 100) pyloric caeca; ova small. Species about 15, inhabiting the clear lakes of northern Europe, Asia, and America, in arctic regions descending to the sea. Most of them spawn in late fall or

winter near the shore, at other seasons often frequenting considerable depths.

123 *Coregonus quadrilateralis* Richardson

Round Whitefish; Frostfish

Coregonus quadrilateralis RICHARDSON, Franklin's Journ. 714, 1823. Fort Enterprise, British America; Agassiz, Lake Superior, 351, 1850; GÜNTHER, Cat. Fish. Brit. Mus. VI, 176, 1866; JORDAN & GILBERT, Bull. 16, U. S. Nat. Mus. 298, 1883; BEAN, Fishes Penna. 66, pl. 26, fig. 47, 1893; Bull. Amer. Mus. Nat. Hist. IX, 337, 1897; JORDAN & EVERMANN, Bull. 47, U. S. Nat. Mus. 465, 1896.

Salmo (Coregonus) quadrilateralis RICHARDSON, Fauna Bor.-Amer. III, 204, pl. 89, fig. 1, 1836. Great Bear Lake.

Coregonus novae angliae PRESCOTT, Amer. Jour. Sci. Arts, XI, 342, 1851. Lake Winipiseogee, N. H.

Coregonus novae angliae GÜNTHER, Cat. Fish. Brit. Mus. VI, 186, 1866.

This is a small species and very readily distinguished from all other American species except Williamson's whitefish by its diminutive mouth. The body is slender, elongate, subterete, its greatest depth slightly exceeding one fifth of total length to base of caudal. The head is long, its length one fifth of total without caudal, and the snout is thin and obtuse at tip. The broad maxilla does not reach to below the front of the eye, its length less than one fifth of length of head. D. 11; A. 10. Scales in lateral line, 80 to 90. Upper parts dark bluish; sides silvery.

This species is called frostfish in the Adirondacks; other names are Menominee whitefish, roundfish, shad-waiter, pilot-fish and chivey, the last term applied to the fish in Maine.

The roundfish is found in lakes of New England, sometimes running into streams, the Adirondack region of New York, the Great lakes and northward into British America and Alaska. Its distribution has been extended by transplanting on account of its great value as food for the lake trout and other large fish of the salmon family. It seldom exceeds a length of 12 inches and a weight of 1 pound. Like some other species of whitefish, it spawns in shallow parts of lakes or ascends their small tributary streams for that purpose. The food consists of small

shells and crustaceans. The species frequents deep waters, where it falls an easy prey to the voracious lake trout.

The roundfish is excellent for the table. Its capture with hook and line is difficult because of its very small mouth and its habit of retiring into deep water. In the Great lakes it does not constitute an important element of the fishery, but in northern regions it is one of the most useful and highly prized of the food fishes.

This small whitefish is one of the characteristic species of the Adirondack lakes. James Annin jr sent specimens for identification from Hoel pond and Big Clear lake, in Franklin county, N. Y., and from the third lake of the Fulton Chain. He states that the fish spawns in the little inlets or on the sand beaches. It never appears till about the time the water begins to chill and freeze about the edges. On the Fulton Chain of lakes the spawning season of 1895 was practically closed about November 20.

The frostfish, according to Mr Annin, is "a delicious morsel."

The following notes were made on fresh examples received from the third lake of the Fulton Chain Nov. 26, 1895.

A male $11\frac{3}{4}$ inches long to end of caudal fin had the middle caudal rays, from end of scales, $\frac{5}{8}$ inches long; upper caudal lobe, measured horizontally, $1\frac{7}{8}$ inches; head, $1\frac{1}{2}\frac{3}{8}$ inches; maxilla, $\frac{3}{8}$ inch; eye, $\frac{3}{8}$ inch; gill rakers, 5 + 10; the longest $\frac{1}{4}$ as long as the eye; scales, 8-84-8. A female $11\frac{7}{8}$ inches to tip of caudal has upper caudal lobe 2 inches, measured horizontally; middle caudal rays from end of scales, $\frac{9}{16}$ inch; depth of body, $2\frac{1}{4}$ inches; head, $1\frac{7}{8}$ inches; maxilla and eye, each $\frac{3}{8}$ inch; gill rakers, 5 + 10, the longest $\frac{1}{4}$ as long as the eye; scales, 8-79-8.

Three males received Dec. 11, 1895, showed the following colors.

In the male, $13\frac{3}{8}$ inches long, from Hoel pond, the back and sides were dark steel gray; the belly white; pectoral, ventral and anal orange; dorsal and caudal chiefly yellow. A male 12 inches long, from Big Clear lake, had the back and sides silvery gray, darker between the lines of scales; the lower fins orange; the dorsal and caudal with traces of yellow. A male $11\frac{1}{8}$ inches

long, from Big Clear lake, showed the same colors as the last. The following measurements in inches and notes were taken.

	Hoel pond	Big Clear lake	Big Clear lake
	♂	♂	♂
Length	13 $\frac{3}{8}$	12	11 $\frac{1}{8}$
Caudal lobe, horizontally.....	2 $\frac{3}{16}$	1 $\frac{7}{8}$	1 $\frac{7}{8}$
Middle caudal rays.....	$\frac{3}{4}$	$\frac{5}{8}$	$\frac{1}{16}$
Depth of body.....	2 $\frac{1}{2}$	2 $\frac{3}{8}$	2 $\frac{3}{16}$
Least depth of caudal peduncle.....	$\frac{7}{8}$	$\frac{3}{4}$	$\frac{11}{16}$
Head	2	1 $\frac{3}{4}$	1 $\frac{5}{8}$
Snout	$\frac{1}{2}$
Eye	$\frac{1}{16}$	$\frac{1}{16}$	$\frac{3}{8}$
Maxilla	$\frac{1}{16}$	$\frac{3}{8}$	$\frac{3}{8}$

In all, the gill rakers are minute, and number: 5 + 10, 5 + 10 and 5 + 9. The scales are: 10-86-9, 10-76-9, and 9-86-8.

An example sent by the New York Commission of Fisheries, Game and Forest, from Saranac Lake, Nov. 23, 1897, showed the following characters.

MEASUREMENTS

	Inches
Length, including caudal.....	13
Length to end of scales.....	11 $\frac{1}{2}$
Length of middle caudal rays (from end of scales).....	$\frac{7}{8}$
Length of upper caudal lobe (obliquely).....	2 $\frac{1}{4}$
Depth of body at dorsal.....	2 $\frac{3}{8}$
Least depth of caudal peduncle.....	$\frac{11}{16}$
Length of head.....	2 $\frac{1}{8}$
Diameter of eye.....	$\frac{1}{16}$
Length of maxilla (does not reach orbit).....	$\frac{1}{16}$
Length of mandible.....	$\frac{3}{4}$
Distance from snout to dorsal origin.....	5 $\frac{1}{8}$
Length of dorsal base.....	1 $\frac{1}{16}$
Length of longest dorsal ray.....	1 $\frac{5}{8}$
Length of last dorsal ray.....	$\frac{11}{16}$
Distance from snout to ventral origin.....	5 $\frac{5}{8}$
Length of ventral.....	1 $\frac{1}{16}$
Length of ventral appendage.....	$\frac{1}{2}$
Distance from snout to anal origin.....	8 $\frac{3}{4}$
Length of anal base.....	1 $\frac{1}{16}$
Length of longest anal ray.....	1 $\frac{1}{16}$
Length of last anal ray.....	$\frac{1}{2}$
Length of pectoral.....	2
Distance from snout to adipose fin.....	9 $\frac{1}{4}$
Length of base of adipose fin.....	$\frac{1}{16}$
Width of adipose fin.....	$\frac{3}{8}$
Length of adipose fin.....	$\frac{3}{8}$
Length of longest gill raker.....	$\frac{1}{8}$

D. 11; A. 11; V. i, 10; P. i, 14. Scales, 10-84-8. Gill rakers, 6 + 10, the longest $\frac{1}{8}$ inch.

Purplish gray; lower parts whitish; pectorals, ventrals and anal vermilion; eye pale golden; head, specially behind the eyes, with iridescent gold and purple tints; caudal, chiefly vermilion in life.

The fish is a male with ripe milt. There are numerous small tubercles on the scales of the sides above and below the lateral line.

124 *Coregonus clupeiformis* (Mitchill)

Common Whitefish; Labrador Whitefish; Shadwaiteer

Salmo clupeiformis MITCHILL, Amer. Month. Mag. II, 321, March, 1818. Lake Huron; Cayuga Lake.

Coregonus albus LE SUEUR, Jour. Ac. Nat. Sci. Phila. I, 232, May, 1818. Lake Erie; THOMPSON, Nat. Hist. Vermont, I, 143, figure, 1842; KIRTLAND, Bost. Jour. Nat. Hist. III, 477, pl. XXVIII, fig. 3, 1841; DE KAY, N. Y. Fauna, Fishes, 247, pl. 76, fig. 240, 1842; GÜNTHER, Cat. Fish. Brit. Mus. VI, 184, 1866.

Salmo (Coregonus) labradoricus RICHARDSON, Fauna Bor.-Amer. III, 206, 1836.

Coregonus sapidissimus AGASSIZ, Lake Superior, 344, 1850.

Coregonus latior AGASSIZ, op. cit. 348, 1850.

Coregonus clupeiformis JORDAN & GILBERT, Bull. 16, U. S. Nat. Mus. 299, 1883; GOODE, Amer. Fishes, 489, figure, 1888; BEAN, Fishes Penna. 67, color pl. 3, 1893; JORDAN & EVERMANN, Bull. 47, U. S. Nat. Mus. 465, 1896, pl. LXXVI, fig. 202, 1900; CHENEY, Third Ann. Rept. N. Y. Comm. Fish. color pl. facing p. 190, 1898.

Coregonus labradoricus GÜNTHER, Cat. Fish. Brit. Mus. VI, 176, 1866, and of authors generally.

The common whitefish of the Great lakes is so well known that it scarcely needs an elaborate description. The body is stout and deep, its depth at the nape greatly increased in adults. The greatest depth is two sevenths of the total length to caudal base. Caudal peduncle short, its depth one half the length of head, which is about one fifth of total without caudal. The snout is sharp, conical, two sevenths as long as the head and about twice as long as the eye. The maxilla reaches to below front of eye. The dorsal origin is above the 23d scale of the lateral line, and the ventral begins under the middle of the dorsal. The longest dorsal ray equals length of head without snout, adipose fin stout and low. The dorsal and anal bases

are equal to each other and two thirds of length of head. D. 10 divided rays; A. 11 divided rays; V. 11; P. 15. Scales in lateral line 74 to 80. The upper parts are grayish or light olive in color; the sides white and lustrous in life.

Names. The name whitefish is thoroughly identified with this species and is seldom varied except by means of the prefix "common" or "lake." A well marked variety in Otsego lake, N. Y., has long been known as the Otsego bass.

Distribution. The common whitefish occurs in the Great lakes and northward into British America; its northern limit is not definitely known. In Alaska, where the species was formerly supposed to exist, it is replaced by a similar, but well marked form, the *Coregonus richardsoni* of Günther. The variety known as Otsego bass is found in Otsego lake. If we may judge from the yield of the fisheries, Lake Michigan has more whitefish than any of the other lakes; Superior ranks second; Erie third; Huron fourth; and Ontario is sadly in the rear.

Size. The largest individual on record was taken at Whitefish Point, Lake Superior; it weighed 23 pounds. A 17 pound specimen was caught at Vermilion, in Lake Erie in 1876. The size varies greatly with locality, ranging in general all the way from $1\frac{3}{4}$ pounds to 14 pounds. In Lake Erie in 1885 the average weight was between 2 and 3 pounds. The length of adults will average 20 inches.

Habits. There is a movement of the whitefish in many lakes from the deep water early in the summer into the shoal water near the shore. In the midsummer, however, the usual retreat of this species is the deep and cold parts of the lakes which they inhabit. Again, as the spawning season approaches in October, the whitefish come toward the shore to deposit their eggs. It is said that they do not spawn till the water has reached a temperature of about 40°. After spawning they again retire to deep water, where they remain during the winter. Mr Milner observed that the shoreward migration varies with locality, and is influenced also by depth of water and temperature. In Lake Erie, for example, which has a high summer temperature, there

is no shoreward migration in summer. It is to be noted also that the whitefish moves along the shore, and in some cases it ascends rivers for the purpose of spawning. It is believed also that when the feeding grounds of the whitefish are polluted by mud, the fish temporarily seek other localities. There appears to be a spring and summer migration likewise from lake to lake. Spawning takes place during October, November and December, on shoals or occasionally in rivers. The female is larger than the male. According to the observations of George Clark, the two sexes, in the act of spawning, frequently throw themselves together above the surface, emitting the spawn or milt with the vents close together. Spawning operations are most active in the evening, are continued at night, and the eggs are deposited in lots of several hundred at a time. The number of eggs in a fish of $7\frac{1}{2}$ pounds was 66,606; the average number being nearly 10,000 for each pound of the female's weight. The period of incubation depends on the temperature. The usual time of distribution of the young is in March and April. The very young are described as swimming near the surface and not in schools. They are very active and soon seek deep water to escape from their enemies. Their food consists chiefly of small crustaceans. The adults subsist on the same food with the addition of small mollusks.

Growth. The only means of determining the rate of growth of the whitefish is by artificial rearing. Samuel Wilmot had young fish which were 5 inches long at the age of four months. The growth under natural conditions must be even greater than this. Mr Wilmot, himself, has seen whitefish measuring 7 inches in December in his ponds.

Enemies and diseases. The eggs of the whitefish are destroyed in immense numbers by the lake herring, *Coregonus artedii*. The water lizard, *Menobanchus*, also consumes vast numbers of the eggs. The young whitefish are eaten extensively by the pike perch, black bass, pike, pickerel and fresh-water ling. The lake trout also feed on the whitefish. A leach parasitic on the whitefish proves very troublesome to that spe-

cies, and the scales are liable to a peculiar roughness which has been observed late in November or during the spawning season. There is also a lernean which fastens itself to the gills and other parts of the whitefish.

Uses and capture. The excellence of the flesh of the whitefish is so well known as scarcely to require mention. Its commercial value is great. In Lake Erie in 1885, according to statistics collected by the U. S. Fish Commission, 3,500,000 pounds of whitefish were caught, more than 2,000,000 of this amount by fishermen from Erie alone. In this year Erie county had 310 persons employed in the fisheries. The capital invested in the business was nearly \$250,000. The wholesale value of the fish products was upward of \$400,000. The whitefish was the third species in relative importance, blue pike ranking first and the lake herring second. In Erie county whitefish are caught chiefly in July, August and November, and the bulk of them are taken in gill nets. Pound nets are also employed in the capture of whitefish.

Artificial propagation. Carl Müller of New York and Henry Brown of New Haven are credited with the first attempt to propagate the whitefish artificially. Their experiments were made in Lake Saltonstall, near the city of New Haven. The result of the experiments, which were repeated in 1858, is not known. In 1868 Seth Green and Samuel Wilnot began a series of experiments in the same direction, and in 1869 N. W. Clark, of Clarkson Mich. took up the same work. In 1870 a half million eggs were placed in hatching boxes by Mr Clark. In 1872, through the aid of the U. S. Fish Commission, Mr. Clark's hatching house was doubled in capacity, and a million eggs were taken from Lake Michigan. Since that time both the national and state governments have made the whitefish the object of their most extensive operations.

Dr Meek saw no specimens of whitefish from Cayuga lake, but he thinks it is an inhabitant. The U. S. Fish Commission obtained a specimen at Cape Vincent N. Y. Nov. 17, 1891.

A young individual was received from Wilson, Niagara co. N. Y.; caught in a gill net in Lake Ontario and sent by James Annin jr.

A male and a female were received through James Annin jr from Upper Saranac lake Nov. 16, 1895. Both fish were nearly spent. They were believed to be the common whitefish. A male from Chazy lake arrived through the same source Nov. 22, 1895. It was doubtfully called "blackfin whitefish." At that time the fish had left the spawning beds and were in deep water. June 17, 1896, a female $19\frac{5}{8}$ inches long was shipped by Mr Annin from Canandaigua lake. Its stomach is pear-shaped with walls more than $\frac{1}{4}$ inch thick; it contained numerous small shells of several genera, not yet identified.

The species is reported by fishermen to be very abundant in that lake, and to be destructive of eggs of other fish. They say it comes in great numbers into shallow water near the shore in early summer when the water is roily; and can be caught on set lines. Mr Annin saw men baiting their set lines with small minnows on Canandaigua lake, and, when the lines were taken up in the morning, the whitefish was found on the hooks. It is said that one so taken weighed 6 pounds. Sup't O. H. Daniels, of the New Hampshire fish commission, forwarded a specimen from Lake Winnesquam, at Laconia, $19\frac{7}{8}$ inches long, weighing 46 ounces, and he wrote that individuals weighing $7\frac{1}{2}$ pounds had recently been taken. The species was called "blue-fin" and whitefish.

The fish-eating habit of the whitefish was fully verified in the aquarium on examples obtained in Canandaigua lake in November 1896, by Mr Annin. Knowing that the species usually subsists on small mollusks and crustaceans, efforts were made to provide the fish with *Physa* and *Gammarus*; but this became difficult in winter, and an experiment was made with small killifish (*Fundulus heteroclitus* and *majalis*), which proved satisfactory during the cold months. In summer, however, it was found necessary to return to the use of *Gammarus*. The whitefish at first took the killifish without any eagerness, but they soon learned to chase their prey and take it much as trout do.

A female received from Canandaigua lake June 17, 1896, in a fresh state, showed the following colors: membrane of pectoral

fins dusky; that of the pectorals tinged with lemon yellow; ventrals dusky at the tip; anal pale; caudal pale except a narrow dusky portion of the middle rays; eyes pearly with golden iridescence. The maxilla reaches about to front of eye. The adipose dorsal extends straight backward, and its base is covered with a sheath of small scales $\frac{2}{16}$ of an inch wide. The gill rakers are 9 + 17, the longest $\frac{3}{8}$ of an inch. Very small teeth are present on the tongue. The eggs are minute.

In a male example, $17\frac{1}{4}$ inches long, received Nov. 16, 1895, from Upper Saranac lake and nearly spent, no tubercles could be seen on the scales; but several of the males from Canandaigua lake had them well developed. There is a great difference in the development of the lingual teeth, some of our individuals showing only a trace of them, and it seems as if there may be some relation between their condition and the sexual maturity of the fish. For example, in a male 14 inches long, sent from the fourth lake of the Fulton Chain Nov. 9, 1897, the lingual teeth were present in a large patch; in three males, only a little smaller but sexually immature, from Saranac lake Nov. 11, 1897, the teeth on the tongue could be perceived by the touch only. The following measurements, in inches, and additional notes, were made from the fresh fish.

MEASUREMENTS

	Canandaigua lake, June 17, 1896 ♀	Upper Saranac, Nov. 16, 1895 ♂	Chazy lake, Nov. 22, 1895 ♂
Length, including caudal.....	$19\frac{5}{8}$	$17\frac{1}{4}$	$15\frac{1}{2}$
Length of middle caudal rays (from end of scales).....	1	$\frac{15}{16}$	$\frac{7}{8}$
Length of upper caudal lobe (horizontally)	3	$3\frac{1}{2}$
Length of longest caudal ray.....	$3\frac{1}{4}$
Depth of body at dorsal.....	$4\frac{3}{4}$	$3\frac{1}{2}$
Least depth of caudal peduncle.....	$1\frac{1}{2}$	$1\frac{1}{8}$
Length of head.....	$3\frac{3}{8}$	$2\frac{3}{4}$	$2\frac{1}{2}$
Diameter of eye.....	$\frac{5}{8}$	$\frac{5}{8}$	$\frac{1}{2}$
Length of maxilla.....	1	$\frac{3}{4}$	$\frac{5}{8}$
Distance from snout to dorsal origin....	8
Length of dorsal base.....	$2\frac{1}{8}$
Length of longest dorsal ray.....	$2\frac{1}{2}$

MEASUREMENTS

	Canandaigua lake, June 17, 1896	Upper Saranac, Nov. 16, 1895	Chazy lake, Nov. 22, 1895
	♀	♂	♂
Length of last dorsal ray.....	$\frac{3}{4}$
Distance from snout to ventral origin...	9
Length of ventral.....	$2\frac{3}{4}$
Length of ventral appendage.....	$\frac{7}{8}$
Distance from snout to anal origin.....	13
Length of anal base.....	2
Length of longest anal ray.....	$1\frac{3}{4}$
Length of last anal ray.....	$\frac{5}{8}$
Length of pectoral.....	3
Distance from snout to adipose fin.....	14
Length of base of adipose fin.....	1
Length of adipose fin.....	$\frac{3}{4}$
Width of base of adipose fin.....	$\frac{1}{2}$
Length of longest gill raker.....	$\frac{3}{8}$	$\frac{3}{8}$	$\frac{5}{16}$

Taking the fish in the order above given, the gill rakers are: 9 + 17, 10 + 16, and 9 + 17. The scales are: 10-76-8, 10-87-9, and 11-81-10. The branchiostegals in various specimens examined are 9 to 10; divided dorsal rays, 10 to 11; anal rays, 10 to 11.

Genus ARGYROSOMUS Agassiz

This genus is very close to *Coregonus*, from which it differs in the larger mouth and more produced jaws, the premaxillaries being placed nearly horizontally, and the lower jaw decidedly projecting beyond them. Gill rakers very long and slender, about 30 on lower limb; vertebrae 55. These characters are associated with the greater voracity and, in general, greater activity of the species of *Argyrosomus*. The species are numerous in the northern parts of Europe, Asia and North America, and all are valued as food.

125 *Argyrosomus osmeriformis* (H. M. Smith)*Smelt of New York lakes*

Coregonus hoyi BEAN, Proc. U. S. Nat. Mus. V, 658, 1883; GOODE, Fish & Fish. Ind. U. S. pl. 197 B, 1884; not *Coregonus hoyi* Gill.

Coregonus osmeriformis SMITH, Bull. U. S. F. C. XIV, 2, pl. 1, fig. 2, 1895. Lakes Seneca and Skaneateles, New York.

Argyrosomus osmeriformis JORDAN & EVERMANN, Bull. 47, U. S. Nat. Mus. 468, 1896.

Body elongate, moderately compressed, slender; head less compressed than body, its greatest width equaling one half the distance from tip of lower jaw to nape, the lower jaw projecting considerably even when the mouth is closed; mouth large, the maxillary reaching to the vertical through the anterior margin of the pupil; preorbital bone long and slender, more than one third as long as the head; supraorbital as long as the eye, four times as long as broad.

The greatest height of the body is considerably less than the length of the head, and is contained five times in the total length without caudal. The greatest width of the body is less than one half its greatest height. The least height of caudal peduncle equals the length of the orbit and about one third of the greatest height of the body. Scales small, nine in an oblique series from the dorsal origin to the lateral line, 82 tube-bearing scales, and eight in an oblique series from the ventral origin to the lateral line.

The length of the head is one fourth of the total length to the end of the lateral line. The distance of the nape from the tip of the snout is nearly one third of the distance from the tip of the snout to the origin of the first dorsal. The length of the maxilla is one third of the length of the head. The mandible is one half as long as the head. Lingual teeth present. The eye is as long as the snout and one fourth as long as the head. Gill rakers long and slender, the longest five sixths as long as the eye; there are 55 on the first arch, 35 of which are below the angle. The insertion of the dorsal is nearer the tip of the snout than the end of the middle caudal rays. The longest ray of the dorsal equals the greatest length of the ventral and is contained seven times in the total length to the end of the middle caudal rays (six and two thirds times in length to end of lateral line). The length of the pectoral is one sixth of the standard body length.

The insertion of the ventral is midway between the tip of the snout and the end of the middle caudal rays. When the ventral is extended, the distance of its tip from the vent is only one

fourth of the length of the fin. In this respect this species differs widely from *C. artedi*.

Colors. Back grayish silvery; sides silvery; dorsal and caudal with darker tips.

Radial formula. D. iii, 9; A. ii, 13; V. i, 12; P. i, 16. Scales 9-82-8.

MEASUREMENTS

Current number of specimen.....	32,162	
	Milli- meters	Hundredths of length
Extreme length	253
Length to end of scales.....	217	100
Body:		
Greatest height	41	19
Greatest width	18	8
Height at ventrals.....	40	18½
Least height of tail.....	15	7
Head:		
Greatest length	52	24½
Distance from snout to nape.....	36	16½
Greatest width	20	9
Width of interorbital area.....	12	5½
Length of snout.....	14	6½
Length of operculum.....	13	6
Length of maxillary.....	18	8
Length of mandible.....	26	12
Diameter of eye.....	13	6
Dorsal (first):		
Distance from snout.....	112	51½
Length of base.....	20	9
Length of longest ray.....	33	15
Length of last ray.....	11	5
Anal:		
Distance from snout.....	162	75
Length of base.....	24	11
Length of longest ray.....	20	9
Length of last ray.....	8	4
Caudal:		
Length of middle rays from end of scales.....	12	5½
Length of external rays.....	44	20
Pectoral:		
Distance from snout.....	52	24½
Length	36	16½
Ventral:		
Distance from snout.....	118	55
Length	32	15
Origin from anal origin.....	48	22
End of extended ventral to anal origin.....	15	7

MEASUREMENTS

	Milli- meters	Hundredths of length
Dorsal	iii, 9
Anal	ii, 13
Pectoral	i, 16
Ventral	i, 12
Number of scales in lateral line.....	62
Number of transverse rows above lateral line.....	9
Number of transverse rows below lateral line.....	8

The attention of the writer was called to this graceful little whitefish by the Rev. W. M. Beauchamp and J. C. Willetts. Mr Willetts forwarded numerous specimens from Skaneateles. Individuals were obtained also from Prof. H. L. Smith, which he received from Seneca lake. One of these specimens, 10 inches long, is described above.

The fish was then somewhat doubtfully supposed by me to be identical with Hoy's whitefish, but it is now known to be distinct.

126 *Argyrosomus artedi* (LeSueur)*Lake Herring; Cisco*

Coregonus artedi LE SUEUR, Jour. Ac. Nat. Sci. Phila. I, 231, May, 1818.

Lake Erie & Lewistown, Upper Canada; JORDAN & GILBERT, Bull. 16, U. S. Nat. Mus. 301, 1883; BEAN, Fishes Penna. 69, pl. 26, fig. 48, 1893.

Salmo (Coregonus) harengus RICHARDSON, Fauna Bor.-Amer. III, 210, pl. 90, fig. 2, 1836.

Coregonus clupeiiformis DE KAY, N. Y. Fauna, Fishes, 248, pl. 60, fig. 198, 1842; GÜNTHER, Cat. Fish. Brit. Mus. VI, 198, 1866.

Coregonus harengus GÜNTHER, Cat. Fish. Brit. Mus. VI, 199, 1866.

Argyrosomus artedi JORDAN & EVERMANN, Bull. 47, U. S. Nat. Mus. 468, 1896.

The body of the lake herring is moderately elongated, compressed, and the head pointed. The greatest height of the body at the origin of the dorsal is one fourth of the total length without caudal. The caudal peduncle is short and stout; its least depth is somewhat more than one third of its greatest depth. The eye is contained four to four and one half times in length of head; the snout three and one half times. The maxillary reaches nearly to below the middle of the eye. The lower jaw projects strongly. The dorsal begins midway between tip of snout and base of tail. Its longest ray equals length of

head without snout. The ventral begins under the middle of the dorsal, its longest ray two thirds of length of head. The pectoral is slightly longer than the ventral. The anal base equals the length of its longest ray, which is nearly one half the length of head. The adipose dorsal is slender, its width one half its height, and about one half the length of eye; 25 to 30 gill rakers below the angle of the first arch. D. 11; A. 10 (counting only divided rays in dorsal and anal); V. 10. Scales 9-80-8. The upper parts are greenish or bluish black; the sides silvery and with narrow pale streaks along the rows of scales, specially above the lateral line.

This species is known as the lake herring or cisco. The name cisco is applied more particularly in the small lakes of Wisconsin, Indiana and New York. The lake herring is most abundant in the Great lakes, extending northward into British America; eastward it has been obtained from Labrador. It becomes variable in certain parts of its habitat, notably in Labrador and in the lakes in which it is known as cisco. In 1885 more individuals of this species were taken in Lake Erie than in all the other Great lakes put together, more than 19,000,000 pounds having been caught there out of a total of less than 26,000,000.

The average length of this species is about 1 foot, and the weight 9 to 12 ounces, but examples measuring 19 inches in length and weighing 2 pounds have been recorded.

The lake herring frequents shoal waters moderately, and occurs in enormous schools, as one may judge from the quantity captured in Lake Erie. Its food consists of insects and crustaceans. During the spawning season of the whitefish, however, it feeds exclusively on the eggs of this species and proves very destructive. The lake herring will take the hook, and has been caught with live minnows. Spawning takes place about the end of November in shoal waters.

As a food fish this species is inferior to the whitefish, but it is in great demand over an extensive area of the country, and is shipped in the fresh condition many hundreds of miles east and west. I have elsewhere referred to the enormous number

taken in 1885 in Lake Erie. These are caught chiefly in pound and gill nets. The catch in 1885 amounted to more than one third of the entire quantity of fishes taken in this lake. There is no apparent diminution in the number of these fishes, and their artificial propagation has not been practised.

A male and a female were forwarded by Mr Annin from Three-mile bay, Lake Ontario, Nov. 22 and 25, 1895.

MEASUREMENTS

	MALE Inches	FEMALE Inches
Length, including caudal.....	13½	13
Length of middle caudal rays.....	¾
Least depth of caudal peduncle.....	1
Depth of body at dorsal.....	3	2½
Length of head.....	2¼	2¼
Length of maxilla.....	¾	7/8
Diameter of eye.....	½	½
Length of longest gill raker.....	5/8

The male has 17+31 gill rakers; the female, 47. Scales of the male, 8-74-8; of the female, 76.

In the female the maxilla reaches to the front of the pupil; the lower jaw projects a little; the dorsal and anal each have 10 divided rays; the dorsal has a black tip; the pectoral is dusky above; the ventral and anal are pale; the caudal is dusky towards its margin.

The cisco, according to Mr Annin, lives in deep waters and spawns in brooks in December.

Dr Meek saw a few specimens of the species from Cayuga lake. The U. S. Fish Commission obtained four specimens at Cape Vincent N. Y. Nov. 11 and 17, 1891. The U. S. National Museum has a number of examples from Lake Champlain, some of them from Vergennes Vt., and others from Ticonderoga N. Y. DeKay says the shad salmon occurs in the smaller lakes in the interior of the state, which still communicate with our inland seas.

127 *Argyrosomus hoyi* Gill*Mooneye Cisco; Shiner*

Argyrosomus hoyi GILL, Mss. JORDAN, Amer. Naturalist, 135, March, 1875, Lake Michigan, near Racine, Wis.; EVERMANN & SMITH, Rept. U. S. F. C. XX, 310, pl. 22, 1896; BEAN, Bull. Amer. Mus. Nat. Hist. IX, 342, 1897, Canandaigua Lake; JORDAN & EVERMANN, Bull. 47, U. S. Nat. Mus. 469, 1896.

Coregonus hoyi JORDAN, Man. Vert. ed. 2, 275, 1878; JORDAN & GILBERT, Bull. 16, U. S. Nat. Mus. 299, 1883; SMITH, Bull. U. S. F. C. XIV, 6, pl. 1, fig. 1, 189.

Head, four; depth, four and four sevenths; eye, five (nearly); snout, three and one half; maxillary, nearly three in head, reaching to vertical through front of pupil. D. 10; A. 11. Scales, 8-70-9. Gill rakers, 14+28, left side, 40 on right side, longest about $\frac{1}{4}$ inch, about two in eye. Branchiostegals, 8. Body rather elongate, compressed, the back little elevated; mouth rather large, terminal, the lower jaw slightly longer than upper when the mouth is closed; tip of muzzle conical as in *A. artedi*; mandible nearly reaching vertical through posterior edge of eye, nearly two in head; head rather long and slender, with pointed snout; interorbital width equal to eye; supraorbital and preorbital long and narrow; distance from tip of snout to occiput two in distance from occiput to origin of dorsal fin; dorsal rays much longer anteriorly than posteriorly, the longest ray nearly equal to distance from front of pupil to end of head, the last ray only one third as long; longest anal ray two and one half in head, last anal ray two fifths as long as the longest; pseudobranchiae well developed; tongue with evident teeth. Color in spirits silvery, with purplish iridescence on back; scales without punctulations; belly whitish; dorsal and caudal fins dark on terminal half, pale at base; other fins all pale. Length, without caudal, 8 inches; total length, $9\frac{1}{2}$ inches; depth $1\frac{3}{4}$ inches; head, $2\frac{1}{3}$ inches; eye, $\frac{7}{16}$ inch; maxilla, $\frac{11}{16}$ inch; interorbital width equal to diameter of eye.

Mr Annin wrote me that the people at Canandaigua lake told him that there were large quantities of small lake shiners, as they are called, in the lake. A fisherman said that they are seen in immense schools at the top of the water occasionally, and, by firing a gun loaded with shot into them, men can stun them so as to pick up quite a number. They are eagerly sought after for trolling bait for the salmon trout found in that lake.

This species is recorded with certainty from Lake Michigan only. It is taken in gill nets in deep water and, notwithstanding its small size, has become commercially important. It is

here for the first time announced as a member of the New York fauna, and the description leaves no doubt of the correctness of the identification. The fish examined, a female with ripe eggs, was taken in Canandaigua lake, Dec. 19, 1896, by Mr Annin's men. It was the only one caught, and was captured by becoming gilled in the funnel of the net. Mr Annin is satisfied that this is the lake shiner of the fishermen, which they sometimes see in immense schools at the surface, and kill for trolling bait by shooting them.

128 *Argyrosomus prognathus* (H. M. Smith)'

Long Jaw; Bloater

Coregonus prognathus HUGH M. SMITH, Bull. U. S. F. C. XIV, 4, pl. 1, fig. 3, 1895, Lake Ontario, at Wilson N. Y.

Argyrosomus hoyi MILNER, Rept. U. S. F. C. II, 86, 1874, Outer Island, Lake Superior, not of GILL.

Argyrosomus prognathus EVERMANN & SMITH, Rept. U. S. F. C. XX, 314, pl. 26, 1896; JORDAN & EVERMANN, Bull. 47, U. S. Nat. Mus. 471, 1896.

Body oblong, much compressed, back elevated, tapering rather abruptly toward the narrow caudal peduncle, the adult fish having a slight nuchal hump as in *C. clupeiformis*; greatest depth three and one half to four in body length; head rather short and deep, pointed, four to four and one third in length; greatest width half the length, cranial ridges prominent; snout straight, its tip on level with lower edge of pupil; top of head two in distance from occiput to front of dorsal; mouth large and strong, maxillary reaching to opposite middle of pupil, two and one half in head, length three times its width, mandible long, projecting beyond upper jaw when mouth is closed, reaching to or beyond posterior edge of eye, one and three fourths to one and seven eighths in head; eye small, five in head, one and one half in snout, one and one third in interorbital space, one and one half in suborbital space; gill rakers slender, about length of eye, 13 above and 25 below angle. Adipose fin the length of eye, its width half its length. Narrowest part of caudal peduncle contained nearly four times in greatest body depth. Dorsal rather high, with nine or ten developed rays, the longest one half longer than base of fin and contained one and three

fourths times in greatest body depth, three and one fourth times in distance between dorsal and snout, and one and one half times in head; free margin slightly concave; origin midway between end of snout and base of caudal; dorsal base opposite nine scales. Anal with 10 to 12 developed rays, the longest ray equal to base of fin and two thirds of height of dorsal. Ventrals as long as dorsal is high, their origin midway between anterior edge of orbit and base of caudal. Ventral appendage short, covering about three scales. Pectorals as long as ventrals. Scales rather large, about 75 in lateral line, seven or eight above the lateral line, seven or eight below the lateral line. Lateral line straight except at origin, where it presents a rather marked curve. Sides of body uniformly bright silvery, with pronounced bluish reflection in life; the back dusky, the under parts pure white without silvery color. Above lateral line, light longitudinal stripes involving central part of scales extend whole length of body. Fins flesh color or pinkish in life, the dorsal and caudal usually showing dusky edges; postorbital area with a bright golden reflection; iris golden, pupil black. Branchiostegals, eight. Average length, 15 inches. .

Habitat: Lake Ontario, Lake Michigan, Lake Superior, and doubtless the entire Great lake basin, in deep water. This fish is called long-jaw in Lakes Michigan and Ontario. Specimens were obtained from John S. Wilson of Wilson N. Y. and from George M. Schwartz of Rochester N. Y. Dr R. R. Gurley also secured examples at Nine Mile Point N. Y. in June 1893.

This species is quite different from any other whitefish inhabiting the Great lake basin. It may be at once distinguished from all the whitefishes known to occur in the United States by the general form of body combined with the very long lower jaw, which is contained less than twice in the length of the head and extends backward to or beyond the posterior edge of orbit.

129 *Argyrosomus tullibee* (Richardson)

Tullibee; Mongrel Whitefish

Salmo (Coregonus) tullibee RICHARDSON, Fauna Bor.-Amer. III, 201, 1836, Cumberland House, Pine Island Lake.

- Coregonus tullibee* GÜNTHER, Cat. Fish. Brit. Mus. VI, 199, 1866; JORDAN & GILBERT, Bull. 16, U. S. Nat. Mus. 301, 1883; JORDAN, Cat. Fish. N. A. 43, 1885; BEAN, Fishes Penna. 70, pl. 27, fig. 49, 1893.
- Argyrosomus tullibee* JORDAN, Man. Vert. ed. 2, 361, 1878; EVERMANN & SMITH, Rept. U. S. F. C. XX, 320, pl. 28, 1896; JORDAN & EVERMANN, Bull. 47, U. S. Nat. Mus. 473, 1896; BEAN, Bull. Amer. Mus. Nat. Hist. IX, 343, 1897.

The body of the tullibee is very short, deep and compressed; its greatest height about one third of the length without caudal. The head is pointed, as in the blackfin, the mouth large, with the lower jaw scarcely longer than the upper. The maxilla extends to below the middle of the eye. The eye equals the snout in length and is two ninths of length of the head. Scales much larger on front part of body than on the caudal peduncle. The gill rakers are long, slender and numerous, about 30 below the angle on the first arch. D. 11; A. 11. Scales in lateral line 74, eight rows above and seven below lateral line; pyloric caeca, 120. The upper parts are bluish; sides white and minutely dotted. The spermary, according to Richardson, is wood brown.

This species is usually called the tullibee, but in Lakes Erie and Michigan it is sometimes styled the mongrel whitefish on the supposition that it is a cross between the common whitefish and the lake herring.

The tullibee has been taken recently in Lake Michigan; and Dr E. Sterling had a specimen from Lake Erie. It is found occasionally in others of the Great lakes and extends northward into British America; but is comparatively little known to the fishermen and is very rare in collections. This fish grows to a length of 18 inches.

The late F. C. Gilchrist was the first to describe the habits of the tullibee, and this he did in *Forest and Stream* in the following language.

In September they will again be found gradually nearing the shoal water, feeding heavily, and plump with fat and the now swelling ovaries. Later on they appear to eat little or nothing and devote all their time to playing until about the 25th of October, when they have settled down to the business of propagation, which they have finished by November 10. They prefer shallow water close to shore with clean sand to spawn on, and

during the day they may be seen in pairs and small schools, poking along the shores, but at night they come in thousands and keep up a constant loud splashing and fluttering, very strange and weird on a calm night. Two years ago I carefully counted the ova from a ripe fish $2\frac{1}{2}$ pounds in weight, and found there were 23,700, closely resembling whitefish eggs in appearance, but somewhat smaller. After spawning the fish are very thin, lank, dull in color, and quite unfit for human food.

James Annin jr furnished me the following notes on the spawning of the tullibee in Onondaga lake, N. Y.

They generally commence running up onto the shoals about November 15, and the season extends into December. They come up to the banks or gravelly shoals and spawn in from 3 to 6 and 7 feet of water. They have never been caught with the hook in this lake; and an old fisherman told me that he had tried almost every kind of bait, and had used the very finest gut and the smallest hooks baited with *Gammarus* (fresh-water shrimp) and other kinds of natural food—that is, he supposed the food was natural to them. At the same time, he claims he could see them in large schools lying in the water 8 or 10 feet from the surface.

A female tullibee was sent from Onondaga lake by Mr Annin Nov. 18, 1895, and another of the same sex Nov. 25, 1896.

The following notes relate to the female obtained Nov. 18, 1895.

	Inches
Length to end of caudal.....	18 $\frac{1}{2}$
Length of upper caudal lobe.....	2 $\frac{5}{8}$
Length of middle caudal rays.....	1
Least depth of caudal peduncle	1 $\frac{3}{8}$
Depth of body at dorsal origin.....	4 $\frac{5}{8}$
Length of head	3 $\frac{1}{4}$
Length of maxilla	$\frac{7}{8}$
Diameter of eye	$\frac{5}{8}$
Length of longest gill raker.....	$\frac{1}{8}$

The mandible projects slightly. B. 8; D. 11; A. 11; V. 11. Scales 8-75-8; gill rakers, 17+27.

The female received Nov. 25, 1896, is 15 inches long.

New York is well supplied with Coregonidae, having seven of the 16 North American species. *C. quadrilateralis* is the frostfish of the Adirondacks and the Great lakes. *C. clupeiformis*, the common whitefish, inhabits the Great lakes and Lake Champlain; it is very abundant also in the

Adirondacks. *Argyrosomus osmeriformis* is a shapely little herring of Seneca and Skaneateles lakes. *A. artedi* is the common lake herring or cisco of the Great lakes and Lake Champlain. *A. hoyi*, the lake shiner, or Hoy's whitefish, is above recorded from Canandaigua lake. *A. prognathus*, the long-jaw, the only summer spawning whitefish so far as known, lives in Lake Ontario; and, finally, *A. tullibee*, is the fine whitefish of Onondaga lake.

GENUS *ONCORHYNCHUS* Suckley

Body elongate, subfusiform, or compressed; mouth wide, the maxillary long, lanceolate, usually extending beyond the eye; jaws with moderate teeth, which become in the adult male enormously enlarged in front; vomer long and narrow, flat, with a series of teeth both on the head and the shaft, the latter series comparatively short and weak; palatines with a series of teeth; tongue with a marginal series on each side; teeth on vomer and tongue often lost with age; no teeth on the hyoid bone; branchiostegals more or less increased in number; scales moderate or small; dorsal fin moderate; anal fin comparatively elongate, of 14 to 20 rays; pyloric appendages in increased number; gill rakers rather numerous; ova large; sexual peculiarities very strongly developed; the snout in the adult males in summer and fall greatly distorted, the premaxillaries prolonged, hooking over the lower jaw, which in turn is greatly elongate and somewhat hooked at tip, the teeth on these bones also greatly enlarged. The body becomes deep and compressed, a fleshy hump is developed before the dorsal fin, and the scales of the back become embedded in the flesh; the flesh, which is red and rich in spring, becomes dry and poor. Salmon, mostly of large size, ascending the rivers tributary to the north Pacific in North America and Asia, spawning in the fall.

130 *Oncorhynchus tshawytscha* (Walbaum)

King Salmon; Quinnat Salmon; Chinook Salmon (Introduced)

Salmo tshawytscha WALBAUM, *Artedi. Gen. Pisc.* III, 71, 1792.

Salmo quinnat RICHARDSON, *Fauna Bor.-Amer.* III, 219, 1836; GIRARD, *Pac. R. R. Exp. Fish.* 306, pl. 67, 1858.

Oncorhynchus quinnat GÜNTHER, *Cat. Fish. Brit. Mus.* VI, 158, 1866.

Oncorhynchus orientalis GÜNTHER, op. cit. 159, 1866.

Oncorhynchus chouicha JORDAN & GILBERT, Bull. 16, U. S. Nat. Mus. 306, 1883; STONE in Fish & Fish. Ind. U. S. I, 479, pl. 186, lower fig. 1884; BEAN, Bull. U. S. F. C. IX, 190, pl. XLVI, fig. 1, 1891; Fishes Penna. 72, 1893.

Oncorhynchus tshawytscha JORDAN & EVERMANN, Bull. 47, U. S. Nat. Mus. 479, 1896, pl. LXXVII, fig. 206, 1900.

Body stout, moderately elongate, its greatest depth contained three and two thirds to four times in total length without caudal; caudal peduncle short and stout, its least depth one third of greatest depth of body; head conical, pointed, its length one fourth of total length without caudal; eye small; less than one half of length of snout, and about one seventh of length of head; maxilla slender, its width scarcely one fourth its length, which is one half the length of head; nostrils nearly midway between eye and tip of snout; teeth small, longer on sides of lower jaw than in front, vomerines few and weak, disappearing in the males; gill rakers usually about 23, of which 14 are below the angle of the first arch; dorsal origin midway between tip of snout and base of upper external caudal rays, the base of the fin as long as the longest ray, one half as long as the head, the last ray two fifths as long as the longest; adipose fin over the end of the anal, its width scarcely one half its length, which is two sevenths of the length of the head. The anal base is three fifths as long as the head; the longest anal ray is two fifths as long as the head and more than twice as long as the last ray. The ventral is under the last rays of the dorsal, midway between front of eye and base of caudal, its length one half the length of head, its appendage one half as long as the fin. Pectoral as long as postorbital part of head. B. usually 17 or 18; D. 11; A. iii, 15 or 16. Scales usually 27-146-29, sometimes as many as 155 in a longitudinal series. Vertebrae 66. Pyloric caeca 140 to 185.

The quinnat salmon is the largest and finest of the Pacific salmon. It ranges from Monterey Cal. to Alaska and eastern Asia, ascending rivers in some cases 1500 miles or farther from the sea. It has been introduced into lakes of New York, but there is no evidence that it has become established in any waters of the state. Possibly better results might be secured if larger fish were selected for the experimental stocking.

This is the largest fish of the salmon family, individuals weighing 100 pounds and measuring upward of 5 feet in length being on record from the Yukon and other Alaskan rivers. The average weight of adults is above 20 pounds. The flesh of this salmon is paler in color than that of the red salmon, but it is superior in flavor to all others.

The quinnat is the first to arrive near the shores in the spring, and the time of the run depends on the latitude, becoming later and later till, in Norton sound, the present known northern limit of its migration, it appears early in June. Unless the spawning period be close at hand, it does not ascend rivers rapidly, but generally plays around for a few days, or even a couple of weeks, near the river limit of tide water. It has been estimated that it proceeds up the Columbia river at the rate of 100 miles a month till the exigencies of reproduction compel a faster rate of travel.

In the sea this salmon feeds on herring, caplin, and crustaceans. A male of about 35 pounds, taken at Karluk August 4, had in its stomach 45 caplin. In fresh water the fish take no food.

Spawning takes place near the head waters of streams in clear shallow rapids. The fish excavate oblong cavities in the gravel beds where there is a current, and in these nests the eggs and milt are deposited. The eggs are protected from some of their enemies and fatalities by their environment, but are still a prey to freshets and to the pestiferous little fresh-water sculpins, or blobs, that abound in all trout and salmon waters, so far as observed. The young are hatched in from 60 to 100 days. They are destroyed in large numbers by aquatic birds, blobs, and large fishes. The adults are killed by seals, sea lions, and sharks. After spawning, nearly all the parent fish die, specially those that ascend rivers a long distance.

The quinnat is a very valuable fish for canning, salting and smoking. If it could be acclimated in the Great lakes, it would form the basis of new and important industries. The practicality of rearing this species in fresh waters without access to the sea has been satisfactorily demonstrated in France by Dr Jousset de Bellesme, director of the aquarium of the Trocadéro.

The results of the experiment of introducing this salmon into New York waters are as yet unknown, but it is to be hoped that it will be successful. Since the change of method by which larger fish are employed for transplanting, the outlook appears to be more favorable.

Genus SALMO (Artedi) Linnaeus

Body elongate, somewhat compressed; mouth large, jaws, palatines, and tongue toothed, as in related genera, vomer flat, its shaft not depressed, a few teeth on the chevron of the vomer, behind which is a somewhat irregular single or double series of teeth, which in the migratory forms are usually deciduous with age; scales large or small, 110 to 200 in a longitudinal series; dorsal and anal fins short, usually of 10 to 12 rays each; caudal fin truncate, emarginate or forked, its peduncle comparatively stout; sexual peculiarities variously developed, the males in typical species with the jaws prolonged and the front teeth enlarged, the lower jaw being hooked upward at the end and the upper jaw emarginate or perforate. In the larger and migratory species these peculiarities are most marked. Species of moderate or large size, black spotted, abounding in the rivers and lakes of North America, Asia and Europe; no fresh-water species occurring in America east of the Mississippi valley; two Atlantic species, marine and anadromous. The nonmigratory species (subgenus *Trutta*) are in both continents very closely related and difficult to distinguish, if indeed all be not necessarily regarded as forms of a single one. The excessive variations in color and form have given rise to a host of nominal species.

131 *Salmo salar* Linnaeus

Atlantic Salmon

Salmo salar LINNAEUS, Syst. Nat. ed. X, I, 308, 1758; Seas of Europe; MITCHILL, Trans. Lit. & Phil. Soc. N. Y. I, 435, 1815; DE KAY, N. Y. Fauna, Fishes, 241, pl. 38, fig. 122, 1842; GÜNTHER, Cat. Fish. Brit. Mus. VI, 11, 1866; STORER, Hist. Fish. Mass. 142, pl. XXV, fig. 2, 1867; JORDAN & GILBERT, Bull. 16, U. S. Nat. Mus. 312, 1883; GOODE, Fish & Fish. Ind. U. S. I, 468, pl. 186, upper fig. 1884; BEAN, Fishes Penna. 74, color pl. 4, 1893; JORDAN & EVERMANN, Bull. 47, U. S. Nat. Mus. 486, 1896; BEAN, Bull. Amer. Mus. Nat. Hist. IX, 344, 1897.

The Atlantic salmon has a moderately thick and elongate body. The greatest height, at the origin of the dorsal fin, is two ninths of the total length without caudal. The caudal peduncle is rather slender; its least depth about one third of the greatest depth of body. The head is comparatively small; its length in the female about one fifth of total without caudal. The eye is placed at a distance from the top of the head equal to its own diameter. It is one half as long as the snout, and about one seventh of length of head. The maxillary reaches a little past the eye in adults. Its length equals the depth of caudal peduncle. The dorsal origin is midway between tip of snout and adipose fin. The adipose fin is long and narrow, its width one half its length, and equal to length of eye. The base is slightly longer than its longest ray, and nearly one eighth of total without caudal. The last dorsal ray is about one third of length of dorsal base. The ventral origin is nearly under the end of the dorsal base. The length of the fin equals one half the length of head. The appendage is two fifths of the length of the fin. The pectoral is as long as the dorsal base. The distance of the ventral origin from the anal origin is a little more than length of head. The longest anal ray equals length of ventral. The last ray is two fifths of length of longest. B. 11; D. 11 divided rays and 3 rudiments; A. 9 divided rays and 3 rudiments. Scales 23, 120, 21. Vertebrae 60. Pyloric caeca 60 to 70. In the adult the upper parts are brownish or grayish; the sides silvery. Numerous X-shaped or XX-shaped black spots on the upper half of the body, side of the head, and on the fins. Males in the breeding season have red blotches along the sides. In the young there are from 10 to 12 dark crossbars mingled with red blotches and black spots.

The salmon in America has but a single common name. When the young have reached a length of 2 inches and taken on the vermilion spots and dark cross bands, they are called parr, and retain this name while they remain in fresh water. Before descending to the sea in the second or third spring, the parr assumes a bright silvery coat and is then known as a smolt.

After a sojourn in salt water lasting from four months to about two years, it may return to its native river either as a sexually immature salmon or as a grilse, the female not yet ready for reproducing its species though the male is sexually mature. The landlocked variety of the Atlantic salmon has been variously denominated fresh-water salmon, Schoodic trout, Sebago trout, dwarf salmon and winninish, the last in use in the Saginaw region. In some Nova Scotian rivers a misnomer, grayling, is applied to the landlocked salmon.

This species inhabits the north Atlantic, ascending rivers of Europe and America for the purpose of reproduction. In Europe it extends southward to France, and in the United States the most southern river in which specimens have been obtained is the Potomac. It occurs in small numbers in the Delaware and in large numbers in the Hudson, but in the last three river basins mentioned its presence is the result of artificial introduction. It is not found in abundance south of the Merrimac, and in rivers of New England and Canada in which it is native it is maintained almost exclusively by artificial culture. The usual weight of the Atlantic salmon ranges from 15 to 40 pounds, but individuals weighing 60 pounds have been recorded. The growth of the salmon is accomplished chiefly in the ocean. As a rule the adults enter the rivers on a rising temperature when ready to deposit their eggs, the spawning occurring on the falling temperature in water not warmer than 50°. The time of entering the Delaware and Hudson is April, the Connecticut a little later, the Merrimac still later; to the Penobscot the salmon come most abundantly in June and July; and to the Miramichi from the middle of June to October. The salmon is not much affected by changes in temperature of the water, enduring a range of fully 45°. The eggs are deposited in shoal water on sandy or gravelly bottom, the parent fish making deep depressions by means of their noses or by flopping motions of the tail. The period of egg-depositing lasts from 5 to 12 days. The spawning season begins about the middle of October and may run into December. In some European

rivers the season continues till February. The eggs are about one fourth of an inch in diameter, and the female is estimated to have about 1000 for each pound of her weight. In the Penobscot, according to the observations of Mr Atkins, an eight pound female yields from 5000 to 6000 eggs; and a female of 40 pounds about 15,000 eggs. The hatching period ranges from 140 to 200 days or more, depending on the temperature. A newly hatched salmon is about three fourths of an inch long, and the yolk sack is absorbed in from a month to six weeks. It then begins to feed on small organisms in the water. At the age of two months it measures $1\frac{1}{2}$ inches and begins to show crossbars and red spots, gradually coming into the parr stage. In the sea the salmon feeds on herring, caplin, sand lance, smelt and other small fishes, besides crustaceans; but during its stay in fresh water it takes no food.

Among the worst enemies of salmon eggs are trout, eels, suckers and frogs. Numerous species of birds destroy the fry, among them sheldrakes, kingfishers, gulls and terns.

The value of the salmon as a food and game fish is so well known as to require no description here. Those that find their way into market are usually caught in pound nets, gill nets or seines, and the bulk of them are taken at or near the mouths of the streams which they are about to enter for the purpose of spawning. Many are captured in the upper reaches of streams by the spear.

Eggs of the Atlantic salmon, just on the point of hatching, from the Restigouche river, Canada, were received at the New York aquarium from Percy Baker about May 1, 1897. Several hundred healthy embryos were obtained from them. These were reared almost without loss till June 18, when the temperature of the water had reached 76° and nearly all perished. November 27, one of the few survivors was $3\frac{3}{8}$ inches long. Liver was the principal food of the fry.

Mitchill, in the first volume of the transactions of the Literary and Philosophical Society of New York, says that the salmon "has been taken, since the discovery, a few times in the Hudson.

But here he is a straggling fish, and not in his regular home. There is no steady migration of salmon to this river. Though pains have been taken to cherish the breed, salmon has never frequented the Hudson in any other manner than as a stray."

In 1842 DeKay published the following note:

The sea salmon rarely now appears on our coast except as a straggling visitor. Such an occurrence took place in August 1840, when a salmon weighing 8 pounds entered the Hudson river, and ascended it more than 150 miles, when it was taken near Troy. . . It now is only seen on our northern borders, ascending the St Lawrence from the sea, and appearing in Lake Ontario in April, and leaving it again in October or November. They were formerly very abundant in the lakes in the interior of the state which communicated with Lake Ontario; but the artificial impediments thrown in their way have greatly decreased their numbers, and in many cases caused their total destruction. I have seen some from Oneida lake weighing 10 and 15 pounds. . . They are occasionally found in Lake Ontario during the whole year; but, as the same instinct which compels them to ascend rivers also leads them again to the sea, and as there is no barrier opposed to their return, we may presume that these are sickly or possibly barren individuals.

Experiments for restocking the Hudson are now in progress, and it is probable that the river may again become a salmon stream.

132 *Salmo salar sebago* (Girard)

Landlocked Salmon (Introduced)

Salmo sebago GIRARD, Proc. Ac. Nat. Sci. Phila. 380, 1853, Sebago Lake, Maine; GÜNTHER, Cat. Fish. Brit. Mus. VI, 153, 1866.

Salmo salar var. *sebago* JORDAN & GILBERT, Bull. 16, U. S. Nat. Mus. 312, 1883.

Salmo gloverii GIRARD, Proc. Ac. Nat. Sci. Phila. 85, 1854; GÜNTHER, Cat. Fish. Brit. Mus. VI, 153, 1866.

Salmo salar sebago JORDAN & EVERMANN, Bull. 47, U. S. Nat. Mus. 487, 1896; BEAN, Bull. Amer. Mus. Nat. Hist. IX, 344, 1897.

There are at least two well marked races of *salar* salmon which do not enter the sea but live permanently in fresh water. Both of these differ from the migratory salmon in several particulars: they are smaller, their eggs are larger, they retain the parr marks much longer, they are more subject to disease attending the egg-producing season, and the young grow more

rapidly. The ouananiche of the Saguenay river country is the farthest removed from the typical sea salmon by its very much smaller size, larger fins and different pattern of coloration.

The larger of the two landlocked salmon of the United States is found in the four river basins of the state of Maine, the Presumpscot, Sebec, Union and St Croix. Here the weights vary considerably, spawning fish ranging all the way from 3 pounds to 10 or 12 pounds, while occasional individuals reach 25 pounds. The Sebago form is the one that has been introduced into the Adirondack lakes and other New York waters. Spawning begins late in October, but is at its high in November. Eggs are shipped in January, February and March, and the fry are ready for planting in June.

At Green lake, Me., the landlocked salmon often endure a summer temperature above 80° F., but they refuse to take food when the water reaches 75°.

This salmon has been introduced into New York waters from Maine, and appears to have become established in several localities. A very fine example was obtained from the South Side Sportsmen's Club of Long Island, but it was injured in transportation and never recovered. In April 1896 several individuals from Maine were presented by Eugene G. Blackford. One of these lived in a tank of salt water in the New York aquarium for 19 months, and was then frightened by visitors when the water was drawn low for cleaning, and injured itself so badly that it died after a few hours of struggling. The following measurements were obtained from the fresh fish.

	Inches
Length	24
Middle caudal rays from end of scales.....	1 $\frac{5}{8}$
Depth	4
Least depth of caudal peduncle.....	1 $\frac{5}{8}$
Head	4 $\frac{3}{4}$
Snout	1 $\frac{1}{4}$
Eye	$\frac{11}{16}$
Orbit	$\frac{3}{4}$
Snout to dorsal.....	9 $\frac{1}{2}$
Dorsal base	2 $\frac{3}{4}$
Longest dorsal ray.....	2 $\frac{3}{8}$
Last dorsal ray.....	1 $\frac{1}{4}$

	Inches
Snout to ventral.....	11 $\frac{1}{4}$
Length of ventral.....	2 $\frac{1}{4}$
Snout to anal.....	16 $\frac{3}{8}$
Anal base.....	1 $\frac{7}{8}$
Longest anal ray.....	1 $\frac{7}{8}$
Last anal ray.....	1 $\frac{1}{8}$
Snout to adipose dorsal.....	17 $\frac{5}{8}$
Width of adipose dorsal.....	$\frac{1}{2}$
Length of adipose dorsal.....	$\frac{3}{4}$
Length of pectoral.....	3 $\frac{1}{4}$
Upper jaw.....	2 $\frac{1}{4}$
Maxilla.....	2

The head has about 28 dark spots, the largest on the gill cover, oblong, $\frac{5}{8}$ inch long. Body with many large and small black spots, a few with a pale ring around them, and some as large as the largest on the gill cover; one on the caudal peduncle of one side distinctly X-shaped. General color dark bluish gray; belly and lower parts iridescent silvery; fins all dusky; the dorsal with many black spots; eye pale lemon, the upper part dusky.

Gill rakers, 9+11, the longest $\frac{5}{16}$ inch. B. 11; D. 10. Scales, 21-123-20.

133 *Salmo henshawi* Gill & Jordan

Lake Tahoe Trout; Red-throat Trout (Introduced)

Salmo henshawi GILL & JORDAN, Man. Vert. ed. 2, 358, 1878, Lake Tahoe; Rept. Chief Eng. Part 3, 1878, App. NN, 1619, pl. IV; JORDAN, Proc. U. S. Nat. Mus. I, 75, 1878.

Salmo purpuratus var. *henshawi* JORDAN & GILBERT, Bull. 16, U. S. Nat. Mus. 316, 1883.

Salmo mykiss CHENEY, Third Ann. Rept. N. Y. Comm. Fish. 239, color pl. facing p. 238, 1898.

Salmo mykiss henshawi JORDAN, Bull. U. S. F. C. IX, 14, pl. II, fig. 5, 1891; JORDAN & EVERMANN, Bull. 47, U. S. Nat. Mus. 493, 1896.

Salmo clarkii henshawi JORDAN & EVERMANN, op. cit. 2819, pl. LXXIX, fig. 208, 1900.

Body elongate, not much compressed, its greatest depth one fourth of the total length without caudal; caudal peduncle rather long; its least depth equaling two fifths of the length of the head; head long, conical, slender, its length contained about four times in the total to caudal base; a slight keel on the top of the head; snout obtusely pointed; maxilla not extending far behind the eye, about equal to pectoral, which is three fifths of

length of head; gill rakers short and stout, about 18 on the first arch, of which 13 are below the angle; vomerine teeth in two long, alternating series; hyoid teeth rather weak, in a small patch; dorsal fin small, its last rays two thirds as long as the highest; anal fin rather high; caudal short and distinctly forked. D. 9 to 11; A. 12; B. 10. Scales 27 to 37-160 to 200-27 to 40; pyloric caeca 50 to 60.

Color dark green in life, varying to pale green; the sides silvery with a broad coppery shade which extends also on the cheeks and opercles; a yellowish tinge on the sides of the lower jaw and red or orange dashes between its rami; back everywhere covered with large, roundish black spots; dorsal, adipose fin and caudal fin with similar spots, and a few on the anal; belly with black spots.

The Tahoe trout is a large species inhabiting Tahoe lake, Pyramid lake, Webber lake, Donner lake, Independence lake, Truckee river, Humboldt river, Carson river, and most streams of the east slope of the Sierra Nevada; it occurs also in the head waters of Feather river, west of the Sierra Nevada, probably by introduction from Nevada.

The usual weight is 5 or 6 pounds, but individuals weighing 20 to 29 pounds are recorded.

Eggs of the Lake Tahoe (Cal.) trout were obtained by James Annin jr at Caledonia N. Y., and young fish reared at his establishment were sent to the aquarium in November 1896. They thrive till the latter part of June 1897, when they were overcome by the warm water. They could not endure a transfer to the cooler salt water, like most of the other fish of the salmon family.

At Caledonia station, according to Mr Cheney, this fish begins to spawn before the middle of March and continues for two months. The impregnation of eggs is from 90% to 95%, but just before the hatching period a large number of the eggs burst and the embryos are lost. There is loss too between the hatching and feeding times, and the fry do not feed as readily as the brook trout. Altogether, Mr Annin, the superintendent of

hatcheries, estimates the total loss between impregnation of the eggs and feeding of the fry as about 40%. After the fry begin to feed, they are not more difficult to rear than brook trout.

134 *Salmo gairdneri* Richardson

Steelhead; Gairdner's Trout; Salmon Trout (Introduced)

Salmo gairdnerii RICHARDSON, Fauna Bor.-Amer. III, 221, 1836, Columbia River.

Fario gairdneri GIRARD, Pac. R. R. Surv. Fishes, 313, pl. LXXI, fig. 1, 1858.

Salmo purpuratus GÜNTHER, Cat. Fish. Brit. Mus. VI, 116, 1866, not of Pallas.

Salmo gairdnerii GÜNTHER, op. cit. 118, 1866.

Salmo gairdneri JORDAN & GILBERT, Bull. 16, U. S. Nat. Mus. 313, 1883; BEAN, Bull. U. S. F. C. IX, 198, pl. XLIX, fig. 9, 1891, not fig. 10, which is young *mykiss*; JORDAN & EVERMANN, Bull. 47, U. S. Nat. Mus. 498, 1896, pl. LXXXI, fig. 215, 1900; CHENEY, Third Ann. Rept. N. Y. Comm. Fish. 241, color pl., 1898.

Form of *S. salar*. Body elongate, little compressed, its greatest depth two ninths of the total length without caudal; caudal peduncle short, its least depth three sevenths of length of head; head rather short, one fifth of total length without caudal, maxilla reaching far behind the eye, its length one half the length of head; eye small, two thirds of length of snout, two elevenths as long as the head; teeth rather small, vomerines in two long, alternating series about as long as the palatine series; gill rakers short and stout, about 20 on the first arch, of which 12 are below the angle; dorsal origin much nearer to tip of snout than to base of caudal, base of dorsal two thirds of length of head, longest dorsal ray one half the length of head and twice as long as last ray; adipose fin very small and narrow, over the beginning of the anal; caudal fin moderately forked in the young; ventral origin midway between tip of snout and base of caudal, ventral fin one half the depth of body; anal base one half as long as the head, longest anal ray equal to postorbital part of head; pectoral fin one eighth of total length without caudal. B. 11 or 12; D. 11; A. 12. Scales from 137 to 177, usually about 150-28; pyloric caeca 42; vertebrae 38+20=58. Color olive green above, sides silvery, head, back, dorsal

and caudal fins profusely covered with small black spots, no red between the rami of the lower jaw.

The steelhead trout is found in coastwise streams from southern California to Bristol bay, Alaska. It spawns in the late winter and early spring; ripe eggs were obtained at Sitka, Alaska, June 10. Spent fish of this species are frequently taken with the spring run of the king salmon.

The economic value of the steelhead is very great; the fish reaches a weight of 30 pounds, though the average weight is under 20 pounds, and the non-anadromous forms seldom exceed 5 or 6 pounds.

From information furnished by Mr Annin it appears evident that some of the eggs of trout received at Caledonia N. Y. many years ago from the McLeod river, Cal., as rainbows, really included both rainbows and steelheads. He finds certain females producing deep salmon colored eggs, while in the same pond and receiving the same food as other females which furnish very light colored, almost white, eggs. Some of the females also differ from others in going to the spawning beds nearly two months earlier. It is now known also that the McLeod contains a small-scaled form of the rainbow, known to the Indians as the *no-shee*, and this also may easily have been sent to the east under the name of rainbow. Striking differences in the appearance and habits of so called rainbows introduced into the various states, lend color to this supposition.

Steelheads were obtained for the New York aquarium in November 1896, from the U. S. Fish Commission. They were hatched from eggs shipped from Fort Gaston Cal. to the station at Craig brook, Me. The length of the trout when received ranged from 4 to 4½ inches. After one year they were 10 inches long on the average, and weighed many times as much as they did when received. None of them at any time showed a red lateral band such as is present in the rainbow, and they are farther distinguished by the presence of white tips on the ventral and anal fins; the dorsal also has a small white tip. They have been kept almost from their arrival in salt water, and

could not have been kept in the warm Croton water in June. The salt water never rose above $71\frac{1}{2}^{\circ}$ F and continued at this high temperature only 10 days.

The N. Y. Fisheries, Game and Forest Commission planted some of these trout in a Long Island stream and some in a lake in northern New York. Those that were planted on Long Island, says Mr Cheney, when rather more than a year old rose to the fly of the trout fisherman and made a most gallant fight, but it is too early to tell the outcome of the experiment. The eggs are one fifth of an inch in diameter; they hatch in 42 to 50 days with water at 50° .

135 *Salmo fario* Linnaeus

Brown Trout (Introduced)

Salmo fario LINNAEUS, Syst. Nat. ed. X, I, 30, 1758; BLOCH, Ichth. I, 121, taf. 22, & 157, taf. 23, 1785; RICHARDSON, Fauna Bor.-Amer. III, 144, pl. 92, fig. 3, A & B, 1836; DAY, Fish. Great. Brit. & Ireland, II, 95, plates CIX, fig. 3, CXIII, CXIV, CXVI, fig. 1, 1884; BEAN, Fishes Penna. 78, color pl. 6, 1893; JORDAN & EVERMANN, Check-List Fish. N. A. 512, 1896.

Salmo fario ausonii GÜNTHER, Cat. Fish. Brit. Mus. VI, 64, 1866.

Salar ausonii CUVIER & VALENCIENNES, Hist. Nat. Poiss. XXI, 319, pl. 618, 1848.

The brown trout of Europe was introduced into the United States from Germany in February 1883 and in subsequent years; it has now become thoroughly acclimated in the fresh waters of many of the states.

The body of this trout is comparatively short and stout, its greatest depth being contained about four times in the length without the caudal. The caudal peduncle is short and deep, its depth equal to two fifths of the length of the head. The length of the head in adults is one fourth of the total length without caudal or slightly less. The diameter of the eye is about one fifth of the length of the head, and less than length of snout. The dorsal fin is placed nearer to the tip of the snout than to the root of the tail; the longest ray of this fin equals the distance from the eye to the end of the opercle. The ventral is under the posterior part of the dorsal; its length is about one half that of the head. The adipose dorsal is placed over the end

of the anal base; it is long and expanded at the end. The caudal is emarginate in young examples, but nearly truncate in specimens 10 inches long. The pectoral is nearly one sixth of the length without the caudal. In the male the jaws are produced, and very old ones have a hook. The maxilla extends to the hind margin of the eye. The triangular head of the vomer has a transverse series of teeth, and the shaft of the bone bears two opposite or alternating series of strong persistent teeth. D. 13-14; A. 10-11; P. 13; V. 9. Scales 25-120-30; pyloric caeca 38-51; vertebrae 57-58.

On the head, body and dorsal fin usually numerous red and black spots, the latter circular or X-shaped and some of them with a pale border; a yellowish margin usually present on the front of the dorsal and anal and the outer part of the ventral. The dark spots are few in number below the lateral line. The ground color of the body is brownish or brownish black, varying with food and locality.

Names. In European countries in which this species is native it bears the name of trout or brook trout or the equivalents of these terms. In Germany it is *bachforelle*; in Italy, *trota*; in France, *truite*. In the United States it is known as the brown trout and von Behr trout, the latter in honor of Herr von Behr, president of the *Deutscher Fischerie Verein*, who has been very active in the acclimation of the fish in America.

Distribution. The brown trout is widely distributed in continental Europe and inhabits lakes as well as streams, specially in Norway and Sweden. Tributaries of the White sea, the Baltic, the Black sea and the Caspian contain this species. In Great Britain it lives in lakes and streams and has reached a high state of perfection; in Germany and Austria, however, the trout is a characteristic fish, and our supply has been drawn principally from the former country. Moreau found it at an elevation of 7000 feet in the Pyrenees, and a color variety is native to northern Algeria in about 37° north latitude. In the United States the brown trout has been successfully reared in Colorado at an elevation of nearly 2 miles above sea level; it is now well

established in New York, Pennsylvania, Maryland, Missouri, Michigan, Wisconsin, Nebraska, Colorado, and several other states. This trout has proved to be well adapted to the region east of the Rocky mountains, which has no native black spotted species, though the western streams and lakes contain many forms in a high state of development.

Size. Under favorable conditions the brown trout has been credited with a weight of 22 pounds and a length of 35 inches. In New Zealand rivers, where it was introduced with unusual success, it now approximates equal size; but in most localities 10 pounds is about the limit of weight and 5 or 6 pounds is a good average, while in some regions the length seldom exceeds 1 foot and the weight ranges from $\frac{1}{2}$ pound to 1 pound. In the United States a wild specimen, seven years old, weighed about 11 pounds. In a well in Scotland an individual aged 15 years measured only about 1 foot in length. These illustrations will serve to show how much the growth of a brown trout is affected by its surroundings and food supply. The species has been known to become sexually mature when two years old and 8 inches long.

Habits. The brown trout thrives in clear, cold rapid streams and at the mouths of streams tributary to lakes. In its movements it is swift, and it leaps over obstructions like the salmon. It feeds usually in the morning and evening, is more active during evening and night, and often lies quietly in deep pools or in the shadow of overhanging bushes and trees for hours at a time. It feeds on insects and their larvae, worms, mollusks and small fishes and, like its relative, the rainbow trout, it is fond of the eggs of fishes. In Europe it is described as rising eagerly to the surface in pursuit of gnats and is said to grow more rapidly when fed on insects.

Reproduction. Spawning begins in October and continues through December and sometimes into January. The eggs are from $\frac{1}{8}$ to $\frac{1}{5}$ of an inch in diameter and yellowish or reddish in color; they are deposited at intervals during a period of many days in crevices between stones, under projecting roots of trees, and sometimes in nests excavated by the spawning fishes. The

parents cover the eggs to some extent with gravel. The hatching period varies according to temperature from 40 to 70 days. Females aged three years furnish on the average about 350 eggs each, but individuals of this age have yielded as many as 700, and even at the age of two years some females produce from 400 to 500. When they are four or five years old, the number of eggs has reached 1500 to 2000. The young thrive in water with a temperature of about 50° F. Sterility in the females is common, and breeding females have been observed to cease reproduction when eight years old.

Qualities. The brown trout is in its prime from May to the last of September. Its flesh is very digestible and nutritious, and deeper red than that of the salmon when suitable food is furnished; the flavor and color, however, vary with food and locality. Insect food produces the most rapid growth and best condition. This species has been so long known as one of the noblest of the game fishes and its adaptability for capture with artificial flies because of its feeding habits is so well understood that I need not dwell on these familiar details.

The brown trout is remarkably hardy in captivity. A large female, received from Eugene G. Blackford in April 1896, and placed in a salt-water tank at the aquarium, lived there and thrived till 1898. During most of the time the trout was in salt water, but at certain intervals fresh water was substituted for a short time, specially when symptoms of fungus made their appearance. In November 1896 she excavated a shallow depression in the gravel bottom and deposited a lot of eggs. The fish was extremely shy, and never lost its fear of the attendants. Liver and live killifish were used for its food.

A very beautiful and interesting hybrid is produced by crossing the brown trout and the brook trout. The following is a description of this hybrid:

Salmo (HYBRID=fario+fontinalis)

Hybrid Trout

In a paper published seven years ago the writer stated, as a result of his studies, that, when a large-scaled trout is crossed

with a small-scaled one, the hybrid will be large-scaled whichever way the cross be made. The hybrid between the brown trout and the brook is a large-scaled form, and it is sterile as far as reported. The aquarium has had this hybrid from the South Side Sportsmen's Club, and from the New York hatcheries at Cold Spring Harbor L. I. and Caledonia. It is always a strikingly handsome fish, and grows to a large size; but it is far less hardy than either of its parents. The cross has always been artificially made, and never occurs naturally. Two specimens studied gave the following measurements in inches:

MEASUREMENTS

	Caledonia N. Y. June 10, 1896 James Annin jr	Oakdale N. Y. Mar. 23, 1897 G. P. Slade
Extreme length	9¼	14¼
Length of middle caudal rays from end of scales.....	¾
Depth of body.....	17⁄8	31⁄8
Least depth of caudal peduncle.....	7⁄8
Length of head.....	2	3¼
Length of snout.....	½	11⁄8
Length of upper jaw.....	1¼
Length of lower jaw.....	1¾
Diameter of eye.....	1⁄16	1⁄16
Distance from snout to dorsal origin.....	3¾
Length of dorsal base.....	1 1⁄16
Length of longest dorsal ray.....	1 1⁄16
Length of last dorsal ray.....	¾
Distance from snout to ventral origin.....	4½
Length of ventral.....	11⁄8
Distance from snout to anal origin.....	6
Length of anal base.....	7⁄8
Length of longest anal ray.....	1¼
Length of last anal ray.....	½

The Caledonian specimen has no hyoid teeth; the vomerines are in a very small patch on the head of the bone only. The gill rakers are 4+10, the longest about one half the diameter of the eye. It has about 124 tubes in the lateral line. Branchiostegals, 10. The following color notes were taken from the fresh fish. Dorsal fin with numerous dark blotches resembling those of young rainbow; adipose long and slender, amber color with two obscure dusky blotches, one of these very indistinct; lower half of sides pink; ventral, anal and caudal pink; ventral and anal

with a milk white front margin, that in the anal limited behind by a dark line as in brook trout; sides reticulated with large meshes of lemon yellow interspersed with darker purplish or olive. Dorsal blotches are mingled with pale lemon. Pectoral pale vermilion. Eye silvery white with yellowish reflections.

The specimen from Oakdale L. I. weighed 20 ounces. It has a triangular patch of vomerine teeth, as found in *fontinalis*, but continued behind by several teeth in a single row, the entire length of the vomerine series being $\frac{7}{16}$ of an inch.

136 *Salmo trutta levenensis* (Walker)

Loch Leven Trout (Introduced)

Salmo levenensis WALKER, WERN. Mem. I, 541, 1811; YARRELL, Brit. Fish. ed. 2, II, 117, 1841; ed. 3, I, 257, fig. 1859; GÜNTHER, Cat. Fish. Brit. Mus. VI, 101, 1866; DAY, Fish. Great Brit. & Ireland, II, 92, pl. CXVI, fig. 2 & 2a, 1884; BAIRD, Rept. U. S. F. C. XII, LVIII, 1886.

Salmo trutta levenensis JORDAN & EVERMANN, Check-List Fish. N. A. 512, 1896.

The Loch Leven trout of Great Britain was introduced into the United States from Scotland in 1885 and subsequent years. It is somewhat closely related to the European brown trout, *Salmo fario*, and has been artificially crossed with that species in the United States, so that it is sometimes difficult to find the pure bred Loch Levens in fish cultural establishments at home.

The body of the Loch Leven is more slender and elongate than that of the brown trout, its greatest depth contained four and one fourth to four and one half times in the total length without caudal. Caudal peduncle slender, its least depth three eighths of the greatest depth of the body, and equal to length of snout and eye combined. The head is rather short and conical, its length two ninths to one fifth of the total length without caudal. The snout is one fourth or slightly more than one fourth as long as the head. The interorbital space is somewhat convex, its width equal to three fifths of the length of post-orbital part of head. The eye is of moderate size, its long diameter contained five and one half to six times in the length of the head, and equaling about twice the greatest width of the

maxilla. The maxilla reaches to or slightly beyond the hind margin of the eye. Teeth rather strong, those in the intermaxillary and mandible the largest, triangular head of vomer with two or three in a transverse series at its base, teeth on the shaft of the vomer usually in a single, partially zigzag, persistent series. Mandible without a hook and little produced even in breeding males. Dorsal origin distant from tip of snout about as far as end of dorsal base from base of caudal; the dorsal fin higher than long, its base one eighth of total length without caudal, its longest ray equal to longest ray of anal fin. The anal fin is much higher than long, its distance from the base of the ventral equaling length of the head. The ventral origin is nearly under the middle of the dorsal; the fin being as long as the postorbital part of the head. Pectoral equals length of head without the snout. Adipose fin very small, its width one half its length which is about equal to eye. Caudal fin emarginate unless fully extended, when it becomes truncate, the outer rays about one seventh of total length including caudal. D. 13 (=iv, 9); A. 12 (=iii, 9); P. 14; V. 9. Scales 24 to 28-118 to 130-26 to 30; pyloric caeca 47 to 90; vertebrae 56 to 59.

Upper parts brownish or greenish olive, or sometimes with a reddish tinge, sides silvery with a varying number of x-shaped black spots, or sometimes rounded brown spots or rounded black spots which may be ocellated; occasionally red spots are seen on the sides, and the adipose fin may have several bright orange spots, or it may show a red edge and several dark spots; sides of the head with round black spots; dorsal and adipose fins usually with numerous small brown spots; tip of pectoral blackish; anal and caudal fins unspotted, but the caudal sometimes has an orange margin and the anal a white edge with black at its base; a similar edge may sometimes be observed on the ventral.

The Loch Leven trout is a nonmigratory species, inhabiting Loch Leven and other lakes of southern Scotland and of the north of England. Its range in Great Britain and on the continent of Europe has been greatly extended by fish cultural

operations, and the fish is now fairly well known in the United States, though mixed to some extent with the brown trout, as remarked above.

The Loch Leven trout has been recorded of the weight of 18 pounds, but the average weight at 6 years of age is about 7 pounds, though some individuals of that age may reach 10 pounds. The natural food of this species includes fresh-water mollusks (snails, *Buccinum*, etc.), crustaceans, worms and small fish. In captivity it is reared on liver, horse flesh, chopped clams and various other meats.

As a food fish the Loch Leven is highly esteemed on account of the red color and the delicate flavor of its flesh when obtained from suitable waters; in some localities the flesh often becomes white from lack of food or improper food.

The spawning season may begin late in September or early in October and continue till December. In Michigan it corresponds with that of the brook trout. The egg varies from about $\frac{1}{5}$ to $\frac{1}{4}$ inch in diameter. A trout weighing 2 pounds contained 1944 eggs, the weight of which was $\frac{1}{2}$ pound.

The Loch Leven will take the artificial fly as readily as the brown trout and the brook trout. Its great size and strength add to its attractions for the angler.

137 *Salmo irideus* Gibbons

Rainbow Trout (Introduced)

Salmo irideus GIBBONS, Proc. Cal. Ac. Nat. Sci. 36, 1855, San Leandro Creek, Alameda County, Cal.; JORDAN & GILBERT, Bull. 16, U. S. Nat. Mus. 312, in part, 1883; BEAN, Bull. U. S. F. C. XII, 36, pl. V, figs. 2 & 3, 1894; Fishes Penna. 77, color pl. V, 1893; Ann. Rept. N. Y. Comm. Fish.; JORDAN & EVERMANN, Bull. 47, U. S. Nat. Mus. pl. LXXXI, fig. 216, 1900.

Salmo irideus shasta JORDAN & EVERMANN, Bull. 47, U. S. Nat. Mus. 502, 1896.

Body short and deep, its greatest depth equaling two sevenths of the total length without caudal. The least depth of caudal peduncle equals one half the length of head. The head is short and deep; its length is contained about four and two thirds times in the total length without the caudal. The snout is short,

not much longer than the eye, about one fourth the length of head. Diameter of the eye contained four and two thirds times in length of head; maxilla not quite reaching to below hind margin of eye; vomerines in two irregular series; gill rakers about 20. Dorsal origin a little nearer tip of snout than to caudal base. The length of the dorsal base is contained seven and one half times in total without caudal, and slightly exceeds longest dorsal ray; last dorsal ray one half as long as the longest. Ventral origin is under middle of dorsal base; the fin is as long as the longest dorsal ray; the ventral appendage about as long as the eye; when the ventral is extended, the distance of its tip from the vent is one third of length of head. The anal base is a little more than one half as long as the head; the longest anal ray equals the longest dorsal ray; the last ray is not quite so long as the eye. Adipose fin short, its width nearly equal to its length and two thirds of diameter of eye. B. 11; D. 11 divided rays and 4 rudiments; A. 10 divided rays and 3 rudiments. Scales 21-135 to 140-20.

The upper parts usually greenish blue, sometimes purplish; the sides more or less silvery and profusely spotted with small black spots, which are most numerous above the lateral line; head, dorsal, adipose, and caudal fins also black spotted. Sea-run specimens are uniform silvery without black spots. In the breeding season the broad crimson lateral band becomes brighter, and the sides of both sexes are iridescent purplish. The jaws of the male in the breeding season are not much distorted, but they are very much larger than in the female.

The rainbow trout is a native of the mountain streams of the Pacific coast and ranges from California to southern Alaska. A small example was taken at Sitka, in 1880, by Admiral L. A. Beardslee, U. S. N., and is now in the collection of the U. S. National Museum. This trout is found chiefly in mountain streams west of the Sierra Nevadas. It rarely descends into the lower stretches of the rivers, but occasionally does so and passes out to sea. The rainbow has been extensively introduced into many eastern states, but not with uniform success. In Wisconsin, Michigan, Missouri and North Carolina it has been

well acclimatized, and it is also fairly established in New York.

The average individuals of this species are less than 1 foot in length, but specimens measuring more than 2 feet and weighing 13 pounds have been recorded. At Neosho Mo. the young have been artificially grown to a length of nearly 1 foot in a year.

The rainbow feeds on worms, insect larvae and salmon eggs. In streams in which the California salmon and rainbow exist together, the rainbow is more destructive to the salmon eggs than any other species. Spawning takes place in winter and early spring, varying with temperature and locality. The bulk of the eggs are usually taken in January, February and March, and the average yield from each female is about 900 eggs. A few of the females spawn when two years old, but about one half of them begin at three years. The egg is from $\frac{1}{5}$ to $\frac{2}{9}$ inch in diameter; it has a rich cream color when first taken, changing to pink or flesh color before hatching.

The rainbow will live in water of a much higher temperature than the brook trout will endure and it thrives in tidal streams and even in salt water. On Long Island, for example, the South Side Sportsmen's Club obtains a great deal of fine sport with this trout in the estuary of its trout brook. The flesh of the rainbow is generally much esteemed, and in most localities the game qualities of the fish are scarcely inferior to those of the brook trout.

Large rainbow trout do not stand transportation well when ice is used to cool the water in which they are carried. They frequently injure their eyes, and become blind soon after the end of a journey. They are inveterate fighters, and the strongest invariably rules and harasses the rest. Contrary to what has been stated heretofore, they will not endure high temperatures as well as the brook trout, at least in the aquarium.

138 *Salmo lemanus* Cuvier

Swiss Lake Trout (Introduced)

Salmo lemanus CUVIER, Règne Anim. *ſide* Günther; GÜNTHER, Cat. Fish. Brit. Mus. VI, 81, 1866.

Salmo trutta JURINE, Mém. Soc. Phys. Genève, III, 1, 158, pl. 4, 1825.

- Fario lemanus* CUVIER & VALENCIENNES, Hist. Nat. Poiss. XXI, 300, pl. 617 (male) 1848.
Swiss lake trout ATKINS, Rept. U. S. F. C. XVII, XVIII, XIX, 1893 and 1894.

Head well proportioned in its shape, of moderate size, body rather stout; preoperculum with a distinct lower limb, operculum rather broad and high; snout of moderate length, rather produced in the male sex, in which a mandibular hook is developed in the spawning season; maxillary longer than the snout, and at least as strong and broad as in *S. fario*; in specimens 12 inches long it extends somewhat behind the vertical from the hind margin of the orbit. Teeth moderately strong, those on the vomer in a single series, alternately bent toward the right and left, persistent throughout life. Pectoral fin rounded, its length being less, and in young individuals more than, one half of its distance from the ventral. The caudal becomes truncate with age; in specimens of from 12 to 15 inches in length it is emarginate, the middle rays being half as long as the outer ones. The hind part of the body of moderate depth; there are 13 or 14 scales in a transverse series descending from behind the adipose fin forward to the lateral line.

Back greenish, sides and belly silvery, numerous very small X-shaped black spots on the sides; opercles and dorsal fin with numerous black dots; the other fins greenish. D. 13; A. 12; P. 14; V. 9. Scales 26 to 28—115 to 128—36; pyloric caeca 45—52; vertebrae 57 (once), 58—59. (After Günther)

Attempts have been made from time to time to introduce into large, cold lakes of the United States the fine lake trout of Lake Geneva, Switzerland. Eggs have been furnished to the U. S. Fish Commission by the Swiss government, and these were hatched at the Craig brook (Me.) station, and from there the young were distributed to lakes believed to be suitable for the experiment. In New York, the Adirondack League Club obtained 1000 of the young of this species in 1896 and deposited them in Green lake, in Herkimer county. The specimen described below is probably one of the results of that experiment. Swiss lake trout were furnished also to the New York Fish Com-

mission for planting in Lake George, and 100 yearlings were presented to the New York aquarium.

A specimen taken in Green lake, Adirondack League Club preserve, Herkimer co., July 29, 1899, was forwarded to the U. S. Fish Commission, Washington D. C., and there described by Dr W. C. Kendall, from whose notes the following account is drawn.

The total length of the specimen is $11\frac{3}{8}$ inches. When first taken it was reported to measure $11\frac{3}{4}$ inches. The body is moderately elongate, its greatest depth contained three and three fifths times in the total length to base of caudal. Head large, slightly more than one third of total length to base of caudal; eye rather large, about one fifth of length of head; snout long, about three tenths of length of head; teeth on jaws, palatines and tongue long, curved and sharp, those of the lower jaw longest, shaft of vomer long with a zigzag row of sharp teeth; gill rakers short, the longest one third of diameter of iris, 4+11 on right side, 5+10 on left side. Height of longest dorsal ray two thirds of length of head. Pectoral five eighths as long as the head. B. 11-12; D. ii, 9; A. i, 8. Scales in lateral line 115.

General appearance of *Salmo salar sebago*, from which it would probably not be distinguished by the casual observer if caught where the landlocked salmon occurs; but the *lemanus* is distinguishable by the heavier appearance forward of the dorsal fin.

Color in spirits, brownish on back, top of head and sides of head; sides and belly very silvery; large roundish black spots above lateral line forward and on cheeks and opercles; perpendicularly elongate spots forward below lateral line; black of all spots most intense on edges of scales; posteriorly the spots show only on the edges of the scales, being variously crescentic, double or triple crescentic, X or double X shaped; fins pale with slightly dusky tinge; dorsal with 5 transverse rows of black spots.

Mr De Witt, who sent the specimen, furnished the following notes on Green lake, from whence it was forwarded. "Maximum depth 42 feet, with temperature at bottom at that depth, as far as I have been able to ascertain, about 40°. Has no

outlet so far as we know. No brown trout have ever been put in it, and we take it for granted that the specimen I send is one of the 'Swiss trout.'"

Genus **CRISTIVOMER** Gill & Jordan

This genus contains one or two species, large, coarse chars, distinguished from *Salvelinus* by the presence of a raised crest behind the head of the vomer and free from the shaft; this crest is armed with teeth. The hyoid teeth constitute a strong, cardiform band. The typical species is a large char or trout, spotted with gray instead of red, and found in the larger lakes of eastern North America. (After Jordan and Evermann)

The species *namaycush* is found also in a lake (Henry) in Idaho, in the Columbia river basin, and northwestward to northern Alaska.

139 *Cristivomer namaycush* (Walbaum)

Lake Trout; Salmon Trout

Salmo namaycush WALBAUM, *Artedi. Gen. Pisc.* III, 68, 1792. Hudson Bay, based on the Namaycush Salmon of Pennant; RICHARDSON, *Fauna Bor.-Amer.* III, 179, pl. 79 & pl. 85, fig. 1, 1836, Great Lakes; THOMPSON, *Nat. Hist. Vermont*, I, 140, figure, 1842; KIRTLAND, *Bost. Jour. Nat. Hist.* IV, 25, pl. III, fig. 2, 1844; GÜNTHER, *Cat. Fish. Brit. Mus.* VI, 123, 1866.

Salmo pallidus RAFINESQUE, *Amer. Month. Mag.* II, 120, December, 1817. Lake George, Lake Champlain and other lakes; not ascending brooks.

Salmo amethystinus MITCHILL, *Jour. Ac. Nat. Sci. Phila.* I, 410, 1818.

Salmo hoodii RICHARDSON, *op. cit.* 17, pl. 82, fig. 2, pl. 83, fig. 2, 1836.

Salmo confinis DE KAY, *N. Y. Fauna, Fishes*, 238, pl. 38, fig. 123, 1842.

Salmo amethystus DE KAY, *op. cit.* 240, pl. 76, fig. 241.

Salmo adirondacus NORRIS, *American Angler's Book*, 255, 1865.

Salmo siscovet GÜNTHER, *Cat. Fish. Brit. Mus.* VI, 124, 1866.

Salvelinus namaycush JORDAN & GILBERT, *Bull.* 16, U. S. Nat. Mus. 317, 1883; GOODE, *Fish. & Fish. Ind. U. S. I.*, 485, pl. 191B, 1884; BEAN, *Fishes Penna.* 82, color pl. 8, 1893.

Cristivomer namaycush JORDAN & EVERMANN, *Bull.* 47, U. S. Nat. Mus. 504, 1896, pl. LXXXII, fig. 217, 1900; BEAN, *Bull. Amer. Mus. Nat. Hist.* IX, 348, 1897.

The lake trout or Namaycush has a stout and moderately elongate body. The caudal peduncle is slender; its height little more than one third of the greatest height of the fish. The eye is large, placed near the top of the head, two thirds as long as

the snout, and contained four and a half to five and a half times in length of head. The maxilla reaches far behind the eye; its length nearly half that of head. The origin of the dorsal is midway between tip of snout and root of tail. The length of the base equals length of maxilla; its longest ray one sixth of total without caudal. The ventral is under the hind part of dorsal; its length half the length of head. The appendage is very short, about half the length of eye. The fin, when extended, reaches nearly to the vent. The distance between ventral origin and anal origin is one fifth of total length without caudal. The anal base is about one third of length of head; the longest ray half of length of head; the last ray equal to eye. The pectoral is nearly two thirds as long as the head. B. 11 to 12; D. 9 to 10 besides several rudiments; A. 9 and several rudiments; V. 9. Scales of lateral line about 200.

The coloration is extremely variable, generally grayish, in the variety known as the tuladi, nearly black. Alaskan specimens are usually very dark; occasionally the upper parts are pale. The sides are profusely covered with roundish pale spots, sometimes with a reddish tinge. On the back and top of head there are fine vermiculations resembling those of the brook trout. The caudal in addition to numerous pale spots has many small dark blotches.

The lake trout has received many names, among which are the following: Mackinaw, Namaycush, togue, tuladi, and salmon trout. Additional names of the species are lunge, red trout, gray trout, and black salmon. Togue and tuladi are names applied in Maine, New Brunswick and Canada; Mackinaw and salmon trout in the Great lakes region, the latter used also in New York. Namaycush is of course an Indian name.

The lake trout is native in the Great lakes region, lakes of New York and New England, Idaho and northward into Labrador, British America and Alaska. Extending over such a wide range of country, it varies greatly in size, form and color, which will in part account for the various names which it has received. It has been found above the Arctic circle in Alaska.

This is one of the largest species of the salmon family resident in fresh waters. It reaches a length of 3 feet, and specimens weighing 40 pounds are not uncommon. It is said that an example of 90 pounds and 6 feet in length has been taken. The species is found in its best condition in Lakes Huron, Michigan and Superior. In Alaska it grows to a large size, and is a very shapely and beautifully colored fish.

The lake trout is one of the most rapacious fishes of its family. In Lake Michigan it feeds largely on the cisco and other small whitefishes. At Two Rivers Wis. a lake trout measuring 23 inches was found to contain a burbot about 17 inches long. The gluttony of this species is proverbial. It will devour table refuse, and materials of this kind have frequently been taken from its stomach. Even twigs, leaves and pieces of wood have been taken by this trout. The species is much more sluggish in its habits than the brook trout, and is taken on or near the bottom. The gill and pound nets in which this species is principally captured are set in deep water.

The spawning of the lake trout usually begins in October and continues into November. For this purpose they come up on rocky shoals and reefs in depths of from 70 to 90 feet, and spawn near the edges of rock caverns, into which the eggs settle. The young are hatched late in the winter or early in spring. In some localities the depth of the spawning areas ranges from 15 fathoms to only 7 feet. Mr Milner found 14,943 eggs in a lake trout weighing 24 pounds. In the hatchery, with a water temperature of 47°, the young hatch about the last week of January, but their hatching may be retarded several weeks by lower temperatures.

The fishery for the lake trout is most active in September, October and November, and the fish are taken chiefly in pound and gill nets. In some regions many of them also are caught with hooks. In Lake Erie a few large trout of this species weighing from 25 to 40 pounds are taken off the city of Erie. In 1885, according to the statistics of the U. S. Fish Commission, 100,000 pounds of lake trout were taken in Erie county, Pa.

The only New York examples of lake trout were received from James Annin jr, Caledonia, in the fall of 1896. They lived and grew rapidly till the warm water killed them in June 1897. They could not endure transfer to salt water of a lower temperature, as so many other trout will do, and nothing else could be utilized to tide them over till the completion of the refrigerating plant.

Owing to the extensive individual and race variation among trout referred to this species, it seems desirable here to give some notes and measurements made from individuals obtained from New Hampshire and Vermont. Two lake trout weighing about $4\frac{3}{4}$ pounds each were shipped in a can only a few inches longer than the fish, from Roxbury Vt. November 17, and, after an express journey of 20 hours without an attendant, one of them survived in good condition, while the other was nearly dead on arrival and died within one hour. The latter was a female, and appears to have injured itself severely by jumping in the can; it was not in good condition when it left Vermont. 12 large brook trout shipped with the lake trout in two cans arrived without injury; these and the lake trout were presented by John W. Titcomb, Fish and Game Commissioner.

Commissioner N. Wentworth of Hudson Center N. H. forwarded the New Hampshire lake trout, one from Newfound lake, the other from Lake Winnepesaukee. They were sent to determine whether the trout of the two lakes, which the fishermen assert are different species, really are distinct. The commissioner wrote that "the Newfound trout has darker flesh, more like the sea salmon. This is not caused by their food, as both lakes are alive with smelt. The Winnepesaukee lake trout are better biters; tons of them are caught through the ice every winter. The Newfound trout are hardly ever caught through the ice. A few were caught last winter for the first time to my knowledge. I am sure there is but one variety of lake trout in Newfound lake. We had one in our tanks this fall that would weigh 25 pounds." The only differences to be found on examination were such as relate to the depths at which

the two races habitually live; one is the slim, dark colored tüladi, and the other the common lake trout of the Great lakes region.

It is necessary, however, to call attention to the lake trout from northern Vermont which furnished one of the series of measurements given below. The gill rakers in that example are few in number and unusually short, four or five on each side being reduced to mere spiny tubercles.

The following table gives dimensions in inches.

	MEASUREMENTS		
	Newfound lake	Winnipiseo- gee lake	Roxbury Vt.
	♂	♂	♀
Length, including caudal.....	24½	27⅞	22
Length to base of middle caudal rays.....	21	23⅞	19½
Least depth of caudal peduncle.....	1⅝	1⅞
Greatest depth of body.....	4⅝	6⅜	4½
Thickness of body.....	2¾	2⅝	2¾
Length of head.....	5⅝	6½	4¼
Length of snout.....	1¼	1¾	1⅞
Length of postorbital part of head.....	3¼	3⅞	2½
Length of upper jaw.....	2¾	3⅞	2⅝
Length of maxilla.....	2¼	3	2
Diameter of eye.....	¾	¾	⅝
Interorbital width.....	1⅝	2⅜	1⅞
Distance from snout to dorsal.....	10¾	12⅝	10
Length of dorsal base.....	2⅝	2½	2⅞
Length of longest dorsal ray.....	3	2¾	2⅝
Length of last dorsal ray.....	1½	1⅜	1⅞
From end of dorsal to adipose fin.....	4½	5	4¼
Length of adipose fin.....	¾	1	¾
Width of base of adipose fin.....	⅝	⅞	⅝
Distance from snout to ventral.....	12¼	14⅜	11⅝
Length of longest ventral ray.....	2⅝	2⅞	2⅝
Length of last ventral ray.....	1⅞	1½
Length of ventral appendage.....	¾	⅜	⅝
Distance from snout to anal.....	16	18⅝	15½
Length of anal base.....	2	2⅜	1⅞
Length of longest anal ray.....	2¾	2½	2½
Length of last anal ray.....	1	1	¾
Length of pectoral.....	3½	3½	3¼
Length of upper caudal lobe.....	3¾	3¾
Length of lower caudal lobe.....	3½	3⅞
Length of longest gill raker.....	⅞	⅞	⅞

In the Newfound lake fish we have:

B. 11; D. 11; A. 10 (counting divided rays only); V. i, 8; P. i, 12. Scales 26-195-34 (about 150 tubes); gill rakers, 9+13, the longest a little more than one half the length of eye, the one in the angle club-shaped at the tip. It is a male with spermaries moderately small but soft. The body is gray, darker on the back. The outer edge of the pectoral and ventral and the front margin of the anal are white as in *fontinalis*. A white tip to the lower caudal lobe and a very small one at the top of the dorsal. Otherwise the coloration is like that of ordinary lake trout, which have the pectoral, ventral and anal chiefly vermilion in the breeding season.

The male from Winnepesaukee lake has:

B. 12 to 13; D. 10; A. 10; V. i, 8; P. 12. Gill rakers 8+12, the longest about one half as long as the eye. The ground color is a little lighter than in the Newfound lake trout, and the vermilion of the pectorals, ventrals and anal is less intense. The spermaries are larger than in the specimen from Newfound, and in about the same stage of development; the body is considerably stouter.

The female from Roxbury Vt. shows the following additional characters.

B. 12; D. 10; A. 10; V. i, 8. Gill rakers 8+12, the longest exactly one half as long as the eye. The eggs and ovaries are small as in young females. The pectorals, ventrals and anal are chiefly vermilion, as in the male from Newfound lake. The body is silvery gray with numerous small, whitish spots, these present also on the dorsal.

Hon. H. W. Sage is authority for the information that the lake trout was formerly common in the lake near Ithaca. About 1830 a large individual was found stranded in Cayuga lake inlet, about $1\frac{1}{2}$ miles from the lake.

GENUS *SALVELINUS* (Nilsson) Richardson

Body moderately elongate; mouth large or small; teeth of jaws, palatines, and tongue essentially as in *Salmo*, the hyoid patch present or not; vomer boat-shaped, the shaft much de-

pressed, without raised crest, with teeth on the head of the bone and none on the shaft; scales very small, 200 to 250 in a lengthwise series; fins moderate, the caudal forked in the young, truncate in some species in the adult; sexual peculiarities not strongly marked, the males with the premaxillaries enlarged and a fleshy projection at the tip of the lower jaw. Coloration dark, with round, crimson spots, the lower fins sometimes with marginal bands of black, reddish, and pale. Species numerous in the clear streams and lakes of the northern parts of both continents, sometimes descending to the sea, where they lose their variegated colors and become nearly plain and silvery. The members of this genus are by far the most active and handsome of the trout, and live in the coldest, clearest and most secluded waters. (After Jordan and Evermann)

140 *Salvelinus fontinalis* (Mitchill)

Brook Trout

Salmo fontinalis MITCHILL, Trans. Lit. & Phil. Soc. N. Y. I, 435, 1815, near New York; RICHARDSON, Fauna Bor.-Amer. III, 176, pl. 83, fig. 1, 1836; DE KAY, N. Y. Fauna, Fishes, 235, pl. 38, fig. 120, 1842; GÜNTHER, Cat. Fish. Brit. Mus. VI, 152, 1866.

Salmo canadensis HAMILTON SMITH in Griffith's Cuvier, X, 474, 1834, Canada.

Salmo immaculatus H. R. STORER, Bost. Jour. Nat. Hist. VI, 364, 1850, Lower St Lawrence.

Salmo erythrogaster DE KAY, N. Y. Fauna, Fishes, 236, pl. 39, fig. 136, 1842.

Baione fontinalis DE KAY, op. cit. 244, pl. 20, fig. 58, 1842.

Salvelinus fontinalis JORDAN, Proc. U. S. Nat. Mus. I, 81, 1878, in part; JORDAN & GILBERT, Bull. 16, U. S. Nat. Mus. 320, 1883; GOODE, Fish & Fish. Ind. U. S. I, 497, pl. 192, 1884; BEAN, Fishes Penna. 80, color pl. 7, 1893; Bull. Amer. Mus. Nat. Hist. IX, 350, 1897; BOWERS, Manual Fish Cult. ed. 2, color pl. frontispiece, 1900; JORDAN & EVERMANN, Bull. 47, U. S. Nat. Mus. 506, pl. LXXXII, fig. 218, 1900.

The brook trout varies greatly in the shape of the body, which is sometimes short and deep and again elongate and moderately thin. The depth is usually about one fourth or two ninths total length without caudal, and is about equal to length of head. The least depth of the caudal peduncle is a little more than one third of its greatest depth. The head is large and the snout somewhat obtuse. The eye is in front of the middle of its length, a little more than one half as long as the snout, and about one

sixth of length of head. The dorsal fin is about midway between tip of snout and root of tail. The length of its base equals about half its greatest depth of body. The longest ray equals length of ventral. The ventral origin is a little behind the middle of the dorsal. In the male, when laid backward, it reaches nearly to the vent. The length of the appendage equals that of the eye. The anal base is two thirds as long as the ventral, its longest ray equal to ventral. The adipose fin is short and stout, its width two thirds of its length and about two thirds of length of eye. D. 10; A. 9. Scales in lateral line 225 to 235; six gill rakers above the angle of the first arch; 11 below.

The coloration is highly variable with age and locality. The upper parts are usually grayish much mottled with dark olive or black. The dorsal fin and anterior part of caudal base and top of head are also mottled. The caudal has narrow dark bars. The lower fins dusky with a creamy white interior edge bound behind by a narrow black streak. On the sides numerous pale brownish blotches encircle small vermilion spots.

The brook or speckled trout of the east is indigenous to the region east of the Alleghany mountains and the Great lakes region, extending from North Carolina on the south to Labrador on the north. The distribution of this trout has been wonderfully extended by artificial introduction, as it has always been a favorite with fish culturists. It is now to be found thriving in many of the western states and territories, and is particularly thrifty in Nebraska, Colorado, Nevada, and California. It has also been sent to Mexico and to European countries. The average brook trout seldom exceeds 7 or 8 inches in length, and smaller individuals are much more abundant and require legal protection. In the northeastern part of its habitat the brook trout grows much larger, specimens weighing from 3 to 6 pounds being not uncommon; and in one of the Rangeley lakes an individual weighing 11 pounds is recorded; while Seth Green took a 12 pound specimen in the Sault Ste Marie, and Hallock mentions one which was said to weigh 17 pounds.

The brook trout does not flourish in water warmer than 68°, and prefers a temperature of about 50°. It is an inhabitant of the cold, clear mountain streams, and will leave a region which becomes polluted by mill refuse and other hurtful substances. In the Long Island region and around Cape Cod, where the brook trout has free access to salt water, it has the habit of going to sea in the fall and remaining during the winter. It then grows rapidly and becomes a much more beautiful fish than many which live exclusively in fresh water. In hot weather, when the temperature of the streams becomes too high and lakes are accessible, trout seek the deep parts of the lakes and the vicinity of cold springs. In streams they are to be found in deep pools or in channels. They feed in spring and early summer among the rapids on insects and small crustaceans.

The brook trout is a nest-builder. Cavities are made in the gravel, and the nest is shaped with the tail, and the larger stones are carried in the mouths of the parents. After the eggs are deposited, they are covered with gravel. The eggs are not all deposited at one time. Spawning usually begins in October, but brook trout are spawning at some locality in almost every month of the year except midsummer. The egg is about $\frac{1}{8}$ inch in diameter, and varies in color from pale lemon to orange red. The average yield of the female is from 400 to 600. Livingston Stone has taken 1800 from a fish weighing 1 pound.

The period of hatching will depend on the temperature, ranging from 165 days in water of 37° to 32 days in water of 54°. The yolk sack is absorbed in from 30 to 80 days, and after its absorption the young fish begin to feed. The rate of growth will of course depend on the amount of food consumed. In artificial culture yearlings, according to Mr Ainsworth's estimate, will average 2 ounces; fish of two years 4 ounces; of three years, 8 ounces, and of four years, 1 pound.

The value of the brook trout as a food fish and its game qualities are so well known that I need hardly refer to them here.

The brook trout is well adapted to domestication in aquarium tanks; it soon overcomes its fear of moving objects, takes its

food regularly, and is always attractive because of its beauty and graceful movements. It will live in fresh and salt water. When it is attacked by fungus in fresh water, the parasite is easily killed by introducing salt water, gradually increasing in salinity, and the trout is not at all injured or inconvenienced by the treatment. In captivity the food consists almost entirely of chopped hard clams and liver for the young, while hard clams, live killifish and occasional earthworms are given to the large fish. The increase in size with such feeding is remarkable. A brook trout, from Caledonia N. Y., not more than $3\frac{1}{2}$ inches long in November 1896, measured $12\frac{1}{4}$ inches in length and $3\frac{1}{2}$ inches in depth Dec. 10, 1897.

A single young brook trout from Caledonia survived in water at 76° F but that temperature was generally fatal to the species.

Dr Meek has found the trout in small streams on the uplands throughout the Cayuga lake basin.

Mitchill knew this fish chiefly as an inhabitant of Long Island waters, and has given an interesting account of the fishing at Nichols, Patchogue and Fire Place, where a Mr Robbins, in 12 days in the summer of 1814, caught 190 trout weighing 139 pounds, 11 ounces. The largest at Patchogue weighed $2\frac{1}{2}$ pounds, the largest at Fire Place, 3 pounds. A Mr Purvis, of New York, caught a trout measuring 24 inches and weighing $4\frac{1}{2}$ pounds at Fire Place.

At that time, according to Mitchill, the trout was "bought at the extravagant price of a quarter of a dollar for a single fish not more than 10 or 12 inches long," and New York anglers traveled "away to Hempstead and Islip for the pleasure of catching and eating him."

141 *Salvelinus alpinus* (Linnaeus)

Saibling (Introduced)

Salmo alpinus LINNAEUS, Syst. Nat. ed. X, I, 309, 1758, Lapland, West Gothland.

Salmo salvelinus LINNAEUS, op. et loc. cit. Lintz in Austria.

Salmo salmarinus LINNAEUS, op. cit. 310, 1758.

Salmo umbla LINNAEUS, op. cit. 310, 1758, Lakes of Switzerland and Italy.

Salmo ascanii CUVIER & VALENCIENNES, Hist. Nat. Poiss. XXI, 256, 1848, Norway.

- Salmo rivalis* GAIMARD, Voyage en Island, Groenland, pl. 15, 1851, Iceland.
Salmo willughbii GÜNTHER, Proc. Zool. Soc. 46, 1862, Lake Windermere.
Salmo grayi GÜNTHER, Proc. Zool. Soc. 51, 1862, Lough Melvin, Ireland.
Salmo colii GÜNTHER, Proc. Zool. Soc. 12, 1863, Lough Esk.
Salmo perisii GÜNTHER, Ann. & Mag. Nat. Hist. XV, 75, 1865, North Wales.
Salmo killinensis GÜNTHER, Proc. Zool. Soc. 699, 1865; Loch Killin, Inverness.
Salvelinus alpinus BEAN, Proc. U. S. Nat. Mus. Sterling Lake, New York & New Jersey; JORDAN & EVERMANN, Check-List Fish. N. A. 293, 1896; and Bull. 47, U. S. Nat. Mus. 508, 1896.

Salvelinus alpinus (Linnaeus)

Sälbling; *Saibling* (Introduced)

Body moderately elongate, compressed, its greatest depth two ninths of total length to caudal base; the caudal peduncle short and stout, its least depth two fifths of length of head; head rather short, its length contained from four and one third to four and one half times in total length to base of caudal (middle caudal rays). The body is somewhat elevated at the nape and for a short distance behind it. Mouth large, the maxilla reaching somewhat behind eye, its greatest width less than one fourth of its length, the upper jaw one half as long as the head; eye rather large, nearly equal to snout, one fifth of length of head; interorbital space convex, one and one half times diameter of eye; lower jaw very slightly projecting; vomerine teeth in a very small patch on the head of the bone, lingual teeth strong, teeth on both jaws well developed, those of the mandible strongest; gill rakers short, straight, very slender, the longest one half as long as the eye, 11 above and 14 below the angle of the first arch.

The dorsal origin is nearer to tip of snout than to base of caudal, its distance from the snout equaling twice the length of head; the dorsal base is as long as the postorbital part of head; the longest dorsal ray is two thirds as long as the head, and nearly twice as long as the last ray. Adipose fin twice as long as wide, as long as the iris, its origin distant from base of middle caudal rays a space equal to length of head without the snout; the fin is over the end of anal base. Ventral midway between tip of snout and base of middle caudal

rays, its length two thirds of length of head; its appendage as long as the eye. Anal fin distant from ventral origin a space equal to length of head; anal base as long as snout and eye combined; longest anal ray equal to ventral and nearly two and one half times last anal ray. Pectoral as long as the head without the snout. Caudal well forked, its outer rays about as long as the pectoral fin.

Color of the upper parts dark gray or greenish, the sides with a silvery shade passing into a deep red or orange on the lower half and, specially, the belly; red spots on the sides; lower fins margined with white and a blackish shade within the margin; sides of the head silvery; dorsal and caudal fins uniform dusky, unspotted.

The saibling has been introduced into the United States, and a specimen was obtained from Sterling lake, N. J., Dec. 29, 1888. This was presented by A. S. Hewitt jr to Eugene G. Blackford of New York city, and by him forwarded to the U. S. National Museum for identification and preservation. The specimen is $9\frac{2}{3}$ inches long. It does not differ in any way from European specimens with which it has been compared, as may be seen from the following description.

The greatest height of the body equals two ninths of the total length without caudal; the least height of the caudal peduncle is two fifths of greatest depth of body and one third of length of head. Head large, one fourth of total length without caudal; snout equal to eye, four in head; maxilla extending to slightly behind orbit, its width nearly one fourth of its length; mandible slightly projecting. Dorsal origin nearer to tip of snout than to base of caudal; base of dorsal one half as long as the head; longest dorsal ray equal to pectoral and nearly two thirds of length of head; last dorsal ray one third of length of head. Adipose fin over the last two or three anal rays, its length about equal to diameter of iris. The ventral origin is under the fifth or sixth divided ray of the dorsal; the fin is as long as the postorbital part of the head; its appendage is not quite one third as long as the fin, and equals the diameter of the iris.

The anal base is four ninths as long as the head; the last ray of the fin is one half as long as the longest, which is one half as long as the head. The pectoral reaches almost to below the origin of the dorsal, its length two thirds of length of head. Caudal deeply forked, its middle rays less than one half as long as the outer, which are equal to length of head without the snout.

The fish is an immature male with about 10 oblong parr marks on the sides and with a few narrow dark blotches simulating half bands on the back from near the nape to a point behind the dorsal fin; numerous pale spots along the middle of the sides, each of which no doubt had a vermilion spot in the center in life.

Sterling lake is in New York and New Jersey; and it was stated that the trout are found in streams emptying into the lake. This is noteworthy as being the only instance, as far as known, of successful introduction of the saibling into our waters.

142 *Salvelinus alpinus aureolus* (Bean)

Sunapee Trout; Golden Trout; Silver Trout (Introduced)

Salvelinus aureolus BEAN, Proc. U. S. Nat. Mus. 628, 1887, Sunapee Lake, New Hampshire.

Salvelinus alpinus aureolus JORDAN, Forest & Stream, Jan. 22, 1891; QUACKENBOS, Trans. N. Y. Ac. Sci. XII, 139, 1893; JORDAN & EVERMANN, Bull. 47, U. S. Nat. Mus. 511, 1896, pl. LXXXIII, fig. 220, 1900.

Salmo alpinus GARMAN, American Angler, Feb. 5, 1891.

The type of the description, no. 39334, was obtained in Sunapee lake, N. H., in the fall of 1887 by Dr John D. Quackenbos.

The length of the specimen to the caudal base is $6\frac{2}{3}$ inches. The greatest height of the body equals the length of the head, and is contained about four times in the total without caudal. The least height of the tail equals one third the length of the head. The maxilla reaches past the middle, but not to the end of the eye; its length is contained about two and two thirds times in length of head. The length of the upper jaw is contained about two and one third times in the length of the head, and is equal to the longest anal ray. The eye is a little longer than

the snout, and is contained four and two seventh times in the length of the head. Hyoid teeth well developed. The first dorsal is a little nearer the tip of snout than to the base of caudal, and the length of its base is one half the length of the head. The adipose dorsal is distant from end of first dorsal a space equal to twice the length of the ventral. The anal is at a distance from the snout equal to about three times the length of the head. The longest anal ray is equal to the length of the upper jaw. The length of the middle caudal rays is equal to twice the diameter of the eye. The ventral is situated midway between the tip of the snout and caudal base; its length equals one half the length of the head. The length of the pectoral is about twice the width of the interorbital area. B. 10; D. iv, 9; A. iii, 8; P. 13; V. 9. Scales 35-210-40; gill rakers 6+10-12. The peculiarity of the gill rakers of this trout is that they are always curled up at the ends and not straight, as in the *oquassa* from Maine.

Sides silvery white. Back with about six well defined bandlike markings, besides some irregular dark blotches. There are about 10 parr marks on the sides, and numerous small, roundish, white spots. In colors this char is different from the *oquassa* from Maine, but, if fresh specimens of the Maine trout were compared with this young fish, the difference in color might not be so great.

The specimen described is a young male with the spermaries showing as a mere slight ribbon. Its stomach contained an earthworm and the wing cases of a squash beetle. The other two specimens (somewhat smaller) are females far from maturity.

In a female, no. 37408, 11 inches in total length, both parr marks and bands across the back show very plainly. This female has a few free eggs in the abdominal cavity and seems to be nearly spent. In examples of this size the tail is deeply forked, the middle rays being less than one half as long as the external rays.

In males the pectoral is always longer than in females of equal size.

The following color notes were taken from nos. 38321 to 38328, collected by Col. Hodge in Sunapee lake, Dec. 10, 1886. Head and upper parts brownish gray, caudal the same, with the exception of a narrow white margin on the lower lobe; under surface of head, in most examples, brownish gray, in others whitish; belly orange, this color extending up on the sides but not to the middle line of the body; anal orange, with white margin in front; ventrals orange, with broad white margin on the outer rays; pectorals, gray upper half, and orange lower half; dorsal gray, lighter along the base; sides, both above and below lateral line, with numerous orange spots, fading out to whitish. The largest of these spots are little more than one third as long as the iris. No mottlings anywhere.

MEASUREMENTS

Current number of specimen.....	37408 ♀		39334 ♂	
Locality	SUNAPEE LAKE, N. H.		SUNAPEE LAKE, N. H.	
	Millime- ters	100ths of length	Millime- ters	100ths of length
Length to base of caudal.....	257	100	160	100
Body:				
Greatest height	51	20	38	23½
Greatest width	25	9½
Height at ventrals.....	49	19	36	22
Least height of tail.....	21	8	13	8
Length of longest gill raker..	4	1½	2	1½
Head:				
Greatest length	54	21	38	23½
Distance from snout to nape...	36	14	27	16⅔
Greatest width	24	9	18	11
Width of interorbital area....	18	6⅔	11	6½
Length of snout.....	11	4	7	4
Length of operculum	13	5
Length of maxillary.....	21	8	14	8⅓
Length of upper jaw.....	25	9½	16½	10
Length of mandible.....	31	12	21	13
Distance from snout to orbit..	13	5	8	5
Diameter of orbit.....	13	5	11	6½
Diameter of iris.....	9	3½	8½	5
Dorsal (first):				
Distance from snout.....	112	43½	76	47
Length of base.....	28	11	19	11⅔
Length of longest ray.....	32	12½	21	13
Length of last ray.....	15	5⅔	12	7⅓

MEASUREMENTS

Current number of specimen.....	37408 ♀		39334 ♂	
Locality	SUNAPEE LAKE, N. H.		SUNAPEE LAKE, N. H.	
	Millime- ters	100ths of length	Millime- ters	100ths of length
Dorsal (soft):				
From origin of first.....	90	35	60	37½
Length along hind margin....	9	3½	6	3¾
Length of base.....	5	2	3	1¾
Anal:				
Distance from snout.....	183	71	117	73
Length of base.....	22	8⅓	15	9
Longest ray	28	11	16½	10
Last ray	13	5	8	5
Caudal:				
Length of middle rays from end of scales.....	18	6¾	13	8
Length of external rays.....	41	15¾	32	19¾
Pectoral:				
Distance from snout.....	53	20½	36	22
Length	37	14½	24	14¾
Ventral:				
Distance from snout.....	127	49	84	52½
Length	31	12	20	12⅓
Length of appendage.....	14	5⅓	8	5
Branchiostegals	10	10
Dorsal	9	9
Anal	8	8
Pectoral	13
Ventral	I, 8	I, 8
Number of scales in lateral line...	210
Number of transverse rows above lateral line.....	3a	35
Number of transverse rows below lateral line.....	38	40
Number of gill rakers.....	½	⅕-12
Number of caecal appendages.....	a39

The golden trout is a native of Sunapee lake and Dan Hole pond, in New Hampshire, and of Flood's pond, in Maine. Doubtless it exists in other lakes of New England and British North America.

It is a large species, reaching a length of 20 inches and the weight of 6 or 8 pounds; even larger individuals have been reported. Spawning takes place in Sunapee lake on reefs in shallow water and not in the streams tributary to the lake; the

season is about the same as for the brook trout. The colors of the male in the breeding season are gorgeous, and the sight of a host of spawning fish in the water is one to be remembered.

Many large and small trout of this kind have been deposited in Lake George and other suitable waters of the state.

Family ARGENTINIDAE

Smelts

Genus OSMERUS (Artedi) Linnaeus

Body elongate, compressed; head long, pointed; mouth wide, the slender maxillary extending to past the middle of the eye, lower jaw projecting, preorbital and suborbital bones narrow; maxillaries and premaxillaries with fine teeth, lower jaw with small teeth, which are larger posteriorly, tongue with a few strong, fanglike teeth, largest at the tip, hyoid bone, vomer, palatines and pterygoids with wide set teeth; gill rakers long and slender; branchiostegals 8; scales large, loose, 60 to 70 in the course of the lateral line; dorsal small, about midway of the body, over the ventrals; anal rather long; vertebrae about 40; pyloric caeca small, few. Small fishes of the coasts of Europe and northern America, sometimes ascending rivers; delicate in flesh and considerably valued as food. (After Jordan and Evermann)

143 *Osmerus mordax* (Mitchill)

Smelt; Ice Fish

Atherina mordax MITCHILL, Trans. Lit. & Phil. Soc. N. Y. I, 446, 1815, New York.

Osmerus viridescens LE SUEUR, Jour. Ag. Nat. Sci. Phila. I, 230, May, 1818, Boston to Newport; DE KAY, N. Y. Fauna, Fishes, 243, pl. 39, fig. 124, 1842, streams flowing into Long Island Sound, Hackensack & Passaic rivers; STORER, Syn. Fish. N. A. 197, 1846; GÜNTHER, Cat. Fish. Brit. Mus. VI, 167, 1866.

Osmerus mordax JORDAN & GILBERT, Bull. 16, U. S. Nat. Mus. 293, 1883; BEAN, Fishes Penna. 64, pl. 26, fig. 46, 1893; JORDAN & EVERMANN, Bull. 47, U. S. Nat. Mus. 523, 1896, pl. LXXXVI, fig. 228, 1900; EVERMANN & KENDALL, Rept. U. S. Commr. Fish & Fisheries for 1894, 593, 1896, Lake Memphremagog & Lake Champlain.

The smelt has an elongate and somewhat compressed body and a long, pointed head, with the lower jaw projecting. The mouth

is large, the maxilla extending slightly behind the eye. Small teeth on the intermaxillaries and maxillaries and the front of the lower jaw. Posteriorly the teeth of the mandible are larger. The tongue is armed with a few large fanglike teeth, and there are widely set teeth on the vomer, palate, and pterygoid bones and at the root of the tongue. Gill rakers long and slender; branchiostegals eight; the dorsal small, nearly median over the ventrals; anal moderately long; scales large, thin, easily deciduous, in about 75 rows along the sides; lateral line short, not extending much beyond the end of the pectoral; a few small pyloric caeca. The height of the body is nearly one fifth of the total length, without caudal, and nearly equal to the length of head. The eye is nearly one fifth as long as the head. The pectoral equals the longest dorsal ray in length and, also, length of anal base. The ventral is one half as long as the head. Longest anal ray not much more than one half the anal base. D. ii, 8; A. iii, 14; V. ii, 7.

The upper parts are greenish; a broad silvery band along the sides; body and fins with numerous minute dusky points.

The smelt is known along our east coast from Labrador to Virginia. It probably extends still farther north, but the record of W. A. Stearns, published in the proceedings of the National Museum for 1883, p. 124, fixes the most northern locality known at present. He found the smelt common in August in shoal water off the wharves of Cape Breton. In Pennsylvania the fish is common in the spring in the Delaware and Schuylkill rivers. In numerous lakes of Maine, New Hampshire, and other New England states, the smelt is common landlocked, and thrives as well as in the salt water.

De Kay knew the smelt as a marine species ascending the Hackensack and Passaic rivers. The species occurs also in Lakes Champlain and Memphremagog. In the former lake it reaches a large size. At Port Henry N. Y. the fish is called ice fish.

Its range has been widely extended by artificial introduction, which is very easily effected by transporting the fertilized eggs

from the small brooks in which the species spawns. The eggs are adhesive and attach themselves to stones, and their transportation is accomplished very easily.

The smelt grows to a length of 1 foot; the average size as found in the markets is about 7 inches. It enters the rivers for the purpose of spawning and is most abundant in the winter and early spring months. Spawning takes place in the Raritan river, N. J., in March. The eggs of the smelt have been artificially hatched by Mr Ricardo, Fred Mather and other fish culturists.

The smelt is an excellent food fish and is also used for bait, and still more extensively as food for landlocked salmon, lake and brook trout and other important salmonoids, which are artificially reared in lakes. It has proved to be one of the best fishes for this purpose. Immense quantities of smelts are caught during the winter months in nets, seines and by hook and line. They are usually shipped to market in the frozen condition, packed in snow or crushed ice. The fish which have not been frozen, however, are prized more highly than any others.

The smelt begins to run into Gravesend bay in December and remains during cold weather. In the spring it ascends rivers to spawn. The eggs are small ($\frac{1}{26}$ inch in diameter) and number 496,000 to the fluid quart; they adhere to stones, twigs etc. on the bottom. Some females begin to spawn when only 3 or 4 inches long.

In fish cultural operations "the spawning fish, of both sexes, are placed in troughs, which are covered to exclude light, which is very injurious to the eggs. The eggs are naturally laid and fertilized, and become attached to each other and to the troughs. They are scooped up with a flat shovel, placed on wire trays in water, and are forced through the meshes of the trays to separate them. They are hatched in automatic shad jars, blanketed to exclude light. If during hatching the eggs bunch, they are removed from the jars and again passed through the meshes of the wire trays."

The fry are hardy in transportation.

In captivity the adults live till about the end of June, when the water becomes too warm and they die. Their food consists mainly of shrimps and other small crustaceans.

Order INOMI

Lantern Fishes

Family SYNODONTIDAE

Lizard Fishes

Genus **SYNODUS** (Gronow) Bloch & Schneider

First superior pharyngeal cartilaginous, second without teeth, third and fourth separate, with teeth; lower pharyngeals separate; body elongate, subterete; head depressed, the snout triangular, rather pointed; interorbital region transversely concave; mouth very wide; premaxillaries not protractile, very long and strong, more than half length of head, maxillaries closely connected with them, very small or obsolete, premaxillaries with one or two series of large, compressed, knife shaped teeth, the inner and larger depressible, palatine teeth similar, smaller, in a single broad band; lower jaw with a band of rather large teeth, the inner and larger teeth depressible, a patch of strong, depressible teeth on the tongue in front, and a long row along the hyoid bone; jaws nearly equal in front; eye rather large, anterior, supraorbital forming a projection above the eye; pseudobranchiae well developed; gill rakers very small, spine-like; gill membranes slightly connected; top of head naked; cheeks and opercles scaled like the body; body covered with rather small, adherent, cycloid scales; lateral line present; no luminous spots; dorsal fin short, rather anterior; pectorals moderate, inserted high; ventrals anterior, not far behind pectorals, large, the inner rays longer than the outer; anal short; caudal narrow, forked; vent posterior, much nearer base of caudal than base of ventrals; branchiostegals 12 to 16; stomach with a long, blind sac and many pyloric caeca; skeleton rather firm.

144 *Synodus foetens* (Linnaeus)*Lizard Fish*

Salmo foetens LINNAEUS, Syst. Nat. ed. XII, I, 513, 1766, South Carolina.
Esor salmoneus MITCHILL, Trans. Lit. & Phil. Soc. N. Y. I, 442, 1815, New York.

Saurus mexicanus CUVIER, Règne Anim. ed. II, 314, 1829, Mexico.

Saurus foetens GÜNTHER, Cat. Fish. Brit. Mus. V, 396, 1864.

Synodus foetens JORDAN & GILBERT, Bull. 16, U. S. Nat. Mus. 280, 1883;

BEAN, Bull. U. S. F. C. VII, 148, 1888, 19th Rep. Comm. Fish. N. Y. 275, 1890; JORDAN & EVERMANN, Bull. 47, U. S. Nat. Mus. 538, 1896, pl. LXXXVIII, fig. 236, 1900.

Body slender, elongate fusiform, its greatest depth about one seventh of total length without caudal; caudal peduncle short, stout, its least depth equal to length of snout; head conical, sharply pointed, its length contained four and one third times in total without caudal; snout much flattened above, pointed, its length about one fourth the length of head, and nearly twice diameter of eye; jaws nearly equal in front or the lower included, maxilla reaching well behind orbit, the upper jaw as long as postorbital part of head; anterior nostril with a flap, posterior simple, the anterior nearer to eye than to tip of snout; eye small, partly on top of head, two elevenths of length of head, about two thirds of interorbital width; teeth of upper jaw closing down over the mandible; dorsal origin nearer to tip of snout than to base of caudal, over the 18th scale of the lateral line, dorsal base one half as long as the head, longest dorsal ray equal to upper jaw, last dorsal ray one third as long as head; adipose dorsal very small and slender, its length not equal to eye; ventral equidistant from tip of snout and vent, the fin four fifths as long as the head; pectoral short and rounded, its length equal to snout and eye combined; anal origin distant from caudal base a space equal to one fourth the length without caudal, anal base three fifths as long as the head, longest anal ray one half as long as head without the snout, last anal ray one half as long as anal base; caudal deeply forked, the middle rays less than one half as long as the outer; interorbital space slightly concave. D. 10, the first two and the last simple; A. 14; V. 8; P. 14. Scales 7-59-7; here described from specimens numbered 35936, U. S. National Museum, from Fire island, L. I.

Color of upper parts olive brown or grayish, sides below lateral line paler, belly yellowish, pectorals, ventrals and anal with a yellow tint, caudal dusky, dorsal with traces of narrow bars, inside of mouth and of gill openings yellow.

The lizard fish reaches a length of 12 inches; it is found from Cape Cod to Brazil, being very common from Virginia southward. It comes into shallow waters during the summer and remains on the New York coast till October. It is a voracious species, of no value as food.

Adults and young of this species are rather common in the Great Egg bay region, N. J.

At Beesleys Point, Sep. 2, 1887, a small individual was found to have swallowed a *Pleuronectes americanus*, which distended the stomach of its captor laterally to nearly twice its normal width.

Abundant in thoroughfares near Somers Point August 30. One individual taken is $7\frac{3}{4}$ inches long. Some very large ones have been seen; an example caught at Beesleys Point, September 9, is nearly 9 inches long, and we have secured some larger than this.

The species is unknown to the fishermen.

The lizard fish, called sand pike by some authors, is the trout pike of Mitchill. Besides bearing these names, it is known as snakefish, cigar fish and spearfish. The species appears not to have been known to De Kay. It is very common in Great South bay, 36 specimens having been taken in the latter part of September and the first two days of October. Mitchill's examples from the head of New York bay were from 8 to 9 inches long. in Great Egg Harbor bay, though it is a very common fish, the fishermen have no name for it.

Order HAPLOMI

Pikelike Fishes

Family UMBRIDAE

Mud Minnows

Genus UMBRA (Kramer) Müller

Body oblong, covered with cycloid scales of moderate size, without radiating striae; no lateral line; head shortish, little

depressed; eye rather small; cleft of mouth moderate; ventral fins 6-rayed, below or slightly in front of dorsal; anal fin much shorter than dorsal; pectorals rather narrow, rounded, placed low, with 12 to 15 rays, which are much articulated; caudal rounded; preopercle and preorbital with mucous pores; branchiostegals six; gill rakers short, thick. Size small. Three species, very similar to each other, inhabiting the waters of the United States and Austria.

145 *Umbra limi* (Kirtland)

Mud Minnow; Dogfish

Hydrargira limi KIRTLAND, Bost. Jour. Nat. Hist. III, 277, pl. II, fig. 4, 1841.

Hydrargira fusca THOMPSON, Nat. Hist. Vermont, 137, 1842, Lake Champlain.

Hydrargira atricauda DE KAY, N. Y. Fauna, Fishes, 220, 1842.

Hydrargyra fusca STORER, Syn. Fish. N. A. 182, 1846.

Umbra limi GÜNTHER, Cat. Fish. Brit. Mus. VI, 232, 1866; JORDAN & GILBERT, Bull. 16, U. S. Nat. Mus. 350, 1883; BEAN, Fishes Penna. 88, 1893; JORDAN & EVERMANN, Bull. 47, U. S. Nat. Mus. 623, 1896.

The mud minnow has a comparatively short and stout body, its depth not equal to the length of the head and about one fourth of total without caudal. The length of the head equals two sevenths of the total. The head is flattened above and rather large. D. 14; A. 9; V. 6. Scales in lateral line 35, in transverse series 15.

The color is dark olive or greenish, and the sides have irregular, narrow, pale bars, which are sometimes obscure or absent. A black bar at the base of the tail.

The mud minnow, mud dace or dogfish is found in the Great lakes region from Lake Champlain to Minnesota, being most abundant in Wisconsin. It is occasionally taken in the Ohio valley. It was not found by Dr Meek at Ithaca; but was taken in small numbers near Cayuga and Montezuma. The fish was taken by U. S. Fish Commission collectors in Griffon creek, Chaumont N. Y. July 7, and in Mill creek, Sacketts Harbor N. Y. July 2. De Kay had specimens from Lake Champlain.

It grows to a length of 4 inches. It has no value whatever except as food for other species. Like the related mud minnow

next mentioned, it is hardy and interesting in the aquarium. The name mud minnow relates to a singular habit of the fish of burrowing into the mud when the water evaporates out of a pond. It has been related that this fish has been plowed up in ponds and swamps which have become dried out. Prof. Baird has recorded the following fact about this species. "A locality which with the water perfectly clear, will appear destitute of fish will perhaps yield a number of mudfish on stirring up the mud on the bottom and drawing a seine through it. Ditches on the plains of Wisconsin or mere bog holes affording lodgment to nothing beyond tadpoles may thus be found full of melanuras."

The mud minnow shipped from Caledonia N. Y. by James Annin jr in wet moss has survived a 12 hours' journey; but it has never proved hardy either in balanced tanks or in running water. This is remarkable, because there is evidence to prove that the species can endure alternate freezing and thawing without permanent injury.

146 *Umbra pygmaea* (De Kay)

Striped Mud Minnow

Leuciscus pygmaeus DE KAY, N. Y. Fauna, Fishes, 214, pl. 42, fig. 134.

1842, Tappan, Rockland Co., N. Y.; STORER, Syn. Fish. N. A. 162, 1846.

Fundulus fuscus AYRES, Bost. Jour. Nat. Hist. IV, 296, pl. XIII, fig. 2, 1844, Brookhaven, Long Island.

Melanura annulata AGASSIZ, Amer. Jour. Sci. Arts, 135, 1854.

Umbra pygmaea JORDAN, Bull. U. S. Nat. Mus. X, 53, 1877; BEAN, Fishes Penna. 88, 1893; JORDAN & EVERMANN, Bull. 47, U. S. Nat. Mus. 624, 1896, pl. XCIX, fig. 268, 1900; MEARN'S, Bull. Amer. Mus. Nat. Hist. X, 317, 1898.

Umbra limi pygmaea BLATCHLEY, Proc. Ac. Nat. Sci. Phila. 13, 1885.

Melanura pygmaea BEAN, Bull. U. S. F. C. VII, 147, 1888.

The body of the mud minnow is oblong, robust; its greatest depth is contained slightly more than four times in the total length without the caudal and not equal to length of head. The snout is short; eye moderate about equal to snout, four and one half in head. Cardiform teeth on premaxillaries, lower jaw, vomer and palatine bones. The gill openings are very wide, the rakers short and rather numerous; jaws short, gape of mouth

rather wide. The body is covered with rather large cycloid scales, and the head is almost entirely scaled. D. 14; A. 8. Scales eight or nine in a transverse series, 35 from head to tail.

Color dark green, more or less mottled (in spirits brownish); sides with a dozen pale longitudinal streaks, regularly arranged; a darker stripe through eye; black bar at base of tail, which is present in very young examples as well as in the adult.

The eastern mud minnow is found from New York to South Carolina in Atlantic streams. According to Prof. Cope it is very common near Philadelphia. De Kay had very small individuals from brooks near Tappan, Rockland co. N. Y. Dr Theodore Gill collected specimens in the same county in 1855.

The species grows to a length of about 5 inches, and is well adapted for aquarium life, but has no other value except as food for larger fishes. Its habits are similar to those of the species last described.

The body is stouter than in *Umbra limi*; the head is broader, less flattened on top, with a larger eye, shorter snout and the profile more convex.

The dogfish is a most peculiar fish, as voracious as a pike and as tough-lived as a catfish. It requires but little water and can often be dug from the moist mud of ditches the water of which has evaporated. None may be found in a stream, but the puddles and muskrat holes alongside may be full of them. It is a good deal of an air-breather, rising to the surface to gulp in air and then descending again, in the fashion of the paradise fish. In the aquarium it is very hardy and apt to annoy other species by driving them around and attacking their fins. When exposed to the air in freezing weather, it succumbs almost instantly, also when put into water containing much lime; on the other hand, hot weather does not in the least trouble it, except that it gets its supply of air more frequently.

In movement it is very erratic, now dashing about as if mad, again standing perfectly motionless in the water, only moving the pectorals and ventrals "like a dog, running," again only moving pectorals and the rear part of the dorsal or the latter

fin alone. It can turn its head sideways at an angle and remain awhile in that position.

When feeding, it gorges the morsel at one attempt, after staring at it a while. Sometimes when overfed, the dogfish can not swim about at all, but lies like a log on the bottom. (After Eugene Smith¹)

Family LUCIDAE

Pikes

Genus LUCIUS Rafinesque

Body elongate, not elevated, more or less compressed posteriorly, broad anteriorly; head long, the snout prolonged and depressed; mouth very large, its cleft forming about half the length of the head; lower jaw the longer; upper jaw not protractile, most of its margin formed by the maxillaries, which are quite long and provided with a supplemental bone, premaxillaries, vomer and palatines with broad bands of strong cardiform teeth which are more or less movable; lower jaw with strong teeth of different sizes; tongue with a band of small teeth; head naked above; cheeks and opercles more or less scaly; gill openings very wide; gill membranes separate, free from the isthmus; gill rakers tuberclelike, toothed; branchiostegals 12 to 20; scales small; lateral line weak, obsolete in young specimens, developed in the adult; dorsal posterior, opposite and similar to anal; caudal fin emarginate; pectoral fins small, inserted low; ventrals rather posterior; vent normal; no adipose fin; no barbels; stomach not caecal, without pyloric appendages; pseudobranchiae glandular, hidden; air bladder simple. Basis cranii double (Cope). Fishes of moderate or large size, inhabiting the fresh waters of the northern parts of Europe, Asia and North America.

The genus *Lucius* is readily subdivided into three groups distinguished by their size, scaling and coloration. In the first group are three species of true pickerels, in which the cheeks and opercles are entirely scaly, the color is greenish, usually with dark reticulations, and the largest species reaches a

¹ Linn. soc. N. Y. Proc. 1897. no. 9, p. 27-28.

length of about 2 feet. To this group the subgeneric name *Kenozia* is sometimes applied; it includes the banded pickerel, the little pickerel and the chain pickerel, all of which occur in New York.

147 *Lucius americanus* (Gmelin)

Banded Pickerel

- Esox lucius* β *americanus* GMELIN, Syst. Nat. 1390, 1788, Long Island, New York.
- Esox niger* LE SUEUR, Jour. Ac. Nat. Sci. Phila. I, 415, 1818, Lake Saratoga, New York; STORER, Syn. Fish. N. A. 185, 1846; GUNTHER, Cat. Fish. Brit. Mus. VI, 229, 1866.
- Esox scomberius* MITCHILL, Amer. Month. Mag. II, 322, March, 1818, Murderer's Creek, New York.
- Esox fasciatus* DE KAY, N. Y. Fauna, Fishes, 224, pl. 34, fig. 110, 1842, streams and ponds of Long Island.
- Esox raveneli* HOLBROOK, Ichth. S. C. 201, 1860, Charleston, S. C.
- Esox americanus* JORDAN & GILBERT, Bull. 16, U. S. Nat. Mus. 352, 1883; BEAN, Fishes Penna. 89, pl. 28, fig. 53, 1893.
- Lucius americanus* JORDAN & EVERMANN, Bull. 47, U. S. Nat. Mus. 626, 1896.

The banded pickerel has an elongate body; its depth contained about five times in the total length without caudal; the length of the head three and one fourth times in the standard length. The snout is contained two and two thirds times in the length of the head, and the eye five and one half times in the same length. The maxillary extends to vertical through middle of eye; the lower jaw projects considerably beyond the upper. Teeth in the jaws strong, directed backwards. The ventral is placed in middle of body, the dorsal and anal fins far back, opposite each other; their longest rays of about the same length, much longer than the bases of the fins. Caudal deeply emarginate. B. 11-13; D. 11-14; A. 11-12. Scales in lateral line 105. The body is usually dark green, sometimes brownish black, above; the sides greenish yellow with about 20 dark curved bars, which are generally very distinct; dorsal and caudal fins dark brown, the other fins lighter, sometimes reddish; a dark bar from the eye to angle of jaw, another from the snout through the eye to upper edge of opercle.

The banded pickerel is probably identical with the "mackerel pike" of Mitchill. It is a small fish, seldom exceeding 12

inches in length, and will not average more than $\frac{1}{2}$ pound in weight. It occurs only east of the Alleghanies, from Massachusetts to Florida in coastwise streams. In Pennsylvania it is limited to waters in the eastern part of the state, and the same is true in New York.

This pickerel is too small to have much importance as a food fish. It resembles in general appearance and habits the little pickerel of the west. It frequents clear, cold and rapid brooks and is said to associate with the brook trout without injury to the latter.

Dec. 30, 1895, James Annin jr sent from Rockland N. Y. a small pickerel which had attracted his attention on account of its colors and markings. It was taken in a small spring brook, tributary to the Beaver kill, which, about 10 or 15 miles below, unites with the Delaware. Subsequently two examples were forwarded alive from the same place, and one of them is still living in the aquarium 1897. The following notes and measurements, in inches, relate to the first individual of undetermined sex, the organs being undeveloped.

MEASUREMENTS

	Inches
Length, including caudal fin.....	$7\frac{3}{4}$
External caudal lobe (horizontally).....	$1\frac{1}{8}$
Middle caudal rays (from end of scales).....	$\frac{1}{2}$
Length of head.....	$1\frac{3}{4}$
Greatest depth of body.....	$1\frac{1}{8}$
Least depth of caudal peduncle.....	$\frac{1}{2}$
Length of snout.....	$\frac{5}{8}$
Length of maxilla.....	$\frac{1}{16}$
Length of mandible.....	$1\frac{1}{16}$
Diameter of eye.....	$\frac{1}{16}$
Distance from snout to dorsal.....	$5\frac{2}{16}$
Length of dorsal base.....	$\frac{7}{8}$
Length of longest dorsal ray.....	$\frac{3}{4}$
From end of dorsal to caudal origin.....	$\frac{7}{8}$
Distance from snout to pectoral.....	$1\frac{5}{8}$
Length of pectoral.....	$\frac{1}{16}$
Distance from snout to ventral.....	$3\frac{5}{8}$
Length of ventral.....	$\frac{3}{4}$
Distance from snout to anal.....	$5\frac{1}{4}$
Length of anal base.....	$\frac{3}{4}$
Length of longest anal ray.....	$\frac{1}{16}$
From end of anal base to origin of lower caudal lobe.	$\frac{3}{4}$

B. 12; D. 12; A. 11; V. 9. Scales, 24-110. The maxilla reaches to below the middle of the pupil. The mandible projects $\frac{1}{8}$ of an inch when the mouth is closed. The diameter of the eye is contained five and two thirds times in length of head. The stomach was empty, but insect remains were voided from the vent.

Colors. About 20 oblique, interrupted, dark bands on the body; a narrow oblique dark band under the eye and four rather large dark blotches on the cheek and opercle; pectorals, ventrals and anal orange; a tinge of orange on the dorsal and caudal; general color olivaceous gray, with golden reflections; lower parts creamy white; iris lemon mingled with pale brown; peritoneum silvery.

All the pickerels are liable to fungus attacks without apparent cause, but, as a rule, they can be cured by the salt water treatment. Their food consists of small live killifish, which they approach slowly and deliberately till within 5 or 6 inches, when they rush, seize, and stop as abruptly as if stopped by an obstruction.

Eugene Smith says this pickerel is often found in brackish water in the vicinity of New York, and is then more brown in color. *L. reticulatus* is found also on Long Island close to salt water, as at Water Mill.

148 *Lucius vermiculatus* (Le Sueur)

Little Pickerel

Esox vermiculatus LE SUEUR in CUVIER & VALENCIENNES, Hist. Nat. Poiss. XVIII, 333, 1846, Wabash River, Indiana.

Esox crassus AGASSIZ, Am. Jour. Sci. Arts, 308, 1854, Tennessee River, Huntsville, Alabama.

Esox umbrosus KIRTLAND, Proc. Cleveland Ac. Sci. 79, 1854, Rockport, near Cleveland, Ohio; COPE, Trans. Am. Phil. Soc. Phila. 409, 1866.

Esox cypho COPE, Proc. Ac. Nat. Sci. Phila. 78, 1865, Waterford, Michigan; GUNTHER, Cat. Fish. Brit. Mus. VI, 230, 1866.

Esox porosus COPE, Trans. Am. Phil. Soc. Phila. 408, 1866, substitute for *cypho*.

Esox salmoneus JORDAN & GILBERT, Bull. 16, U. S. Nat. Mus. 352, 1883.

Esox vermiculatus BEAN, Fishes Penna. 90, pl. 28, fig. 54, 1893.

Lucius vermiculatus JORDAN & EVERMANN, Bull. 47, U. S. Nat. Mus. 627, 1896.

The little pickerel has a short, stout body and a long head. The greatest depth is nearly one fifth of the length without caudal and two thirds of length of head; length of head two sevenths of total without caudal; eye two fifths of length of snout, one sixth of length of head. The maxilla reaches to below middle of eye. Cheeks and opercles fully scaled; dorsal origin twice as far from eye as from end of scales, its base two fifths of head, its longest ray nearly one half of head; anal under dorsal and with slightly longer rays; ventral nearly midway between tip of snout and end of scales, its length equal to snout and to pectoral. B. 11-13; D. 12; A. 11 or 12. Scales in lateral line 105.

Body green or grayish, usually with many irregular streaks or reticulations, which are sometimes entirely lacking; sides of the head generally variegated; a dark bar extends downward from the eye, and another forward. Fins plain, but the caudal is sometimes mottled at its base.

This pickerel inhabits the valleys of the Ohio and Mississippi rivers and streams flowing into the Great lakes from the southward. In ponds formed in the spring by the overflow of river banks it is one of the characteristic fishes and is often destroyed in great numbers by the drying up of such bodies of water. In Pennsylvania the little pickerel, or trout pickerel, is common in the Ohio and its tributaries. Prof. Cope mentions it also as an inhabitant of the Susquehanna river, in which it is probably not a native.

The U. S. Fish Commission obtained a moderate number of specimens in the Lake Ontario region at the following New York localities.

Black creek, tributary of Oswego river,	
Scriba Corner	July 15
Lakeview hotel, 7 m. west of Oswego	July 17
Wart creek	July 24
Great Sodus bay	Aug. 16
Outlet Long pond, 4 m. west of Charlotte	Aug. 7
Marsh creek, near Point Breeze	Aug. 21

This fish grows to the length of 1 foot and is, therefore, too small to have much importance for food.

149 *Lucius reticulatus* (Le Sueur)

Chain Pickerel; Green Pike

Esox reticulatus LE SUEUR, Jour. Ac. Nat. Sci. Phila. I, 414, 1818, Connecticut River, Adams, Mass.; Philadelphia, Pa.; DE KAY, N. Y. Fauna, Fishes, 223, pl. 34, fig. 107, 1842; KIRTLAND, Bost. Jour. Nat. Hist. IV, 233, pl. X, fig. 2, 1844; GÜNTHER, Cat. Fish. Brit. Mus. VI, 229, 1866; JORDAN & GILBERT, Bull. 16, U. S. Nat. Mus. 353, 1883; BEAN, Fishes Penna. 90, pl. 29, fig. 55, 1893.

Esox tridecemlineatus MITCHILL, Mirror, 361, 1825, Oneida Lake, N. Y.

Esox phaleratus (SAY) LE SUEUR, Jour. Ac. Nat. Sci. Phila. I, 416, 1818; St Augustine, Fla.

Esox affinis HOLBROOK, Ichth. S. C. 198, 1860, Charleston, S. C.

Lucius reticulatus JORDAN & EVERMANN, Bull. 47, U. S. Nat. Mus. 627, 1896; EVERMANN & KENDALL, Rept. U. S. Commr. Fish & Fisheries for 1894, 597, 1896; MEARNS, Bull. Amer. Mus. Nat. Hist. X, 317, 1898; Proc. U. S. Nat. Mus. XXI, 344, 1898.

The chain pickerel has a long and slender body, its depth near the middle equaling about two thirds of the length of the head and contained five to six times in the total without caudal. The caudal peduncle is slender, its depth little more than one third of greatest depth of body. The snout is long and pointed, as long as the postorbital part of the head and about three times the length of the eye, which is one seventh to one eighth of length of head. The dorsal base equals two fifths of length of head, its longest ray equal to snout. The anal begins under the third or fourth ray of the dorsal, its longest ray nearly one half as long as the head. Caudal deeply forked. Ventral half way from tip of snout to end of scales, its length equal to snout and slightly greater than length of pectoral. B. 15; D. 15; A. 14. Scales in lateral line about 125. The cheeks and opercles are completely scaled.

The color is usually greenish, sometimes brown or almost black. On the sides are many narrow, dark lines connected by cross streaks, forming a network which suggested the name *reticulatus*. Occasionally the body is uniform greenish, as in a specimen taken in the Potomac river a few years ago. In the young the reticulations are very obscure, and a pale stripe

is found along the middle line on the second half of the body. In adults the sides are often golden or olive yellow, and have dark reticulations. A distinct dark band under the eye.

The chain pickerel is known under other names; it is the jack of the south, the federation pike of Oneida lake, N. Y. the green pike of the Great lakes and the eastern pickerel of many writers. It does not occur west of the Alleghanies, but is found from Maine to Florida and Alabama east of this range of mountains. It lives in ponds, lakes and streams and occurs within the same territory as *L. americanus*, but farther away from the coast. (After Eugene Smith.¹)

At Water Mill this pickerel occurs in or near brackish water at the east end of Mecox bay, and it is in very plump condition, on account of the abundance of small fishes on which it feeds, for example, the silversides, young sunfish, and small killifishes of several kinds.

Dr Meek notes that the species seems to be subject to individual variation. In many respects the specimens from Cayuga lake appear to be intermediate between *reticulatus* and *vermiculatus*. It is not very common.

The pickerel is common in ponds and streams of the Hudson Highlands, according to Dr Mearns, and is taken in winter as well as in summer. A specimen weighing $3\frac{1}{2}$ pounds was caught in Poplopen's pond in 1882. It is abundant also in Cauterskill lake, of the Catskill mountains. The U. S. Fish Commission obtained it in Black river, Huntingtonville N. Y. July 5. Examples were sent from Canandaigua lake, and young were obtained in Bronx river.

This pickerel is the largest of its group, reaching a length of 2 feet and a weight, occasionally, of 8 pounds, though this is much above the average.

Like the pike, this is one of the tyrants among fishes, a fierce and hungry marauder; and yet it has been introduced by fishermen into many waters in which it is not native and has greatly multiplied. In the Potomac, the Connecticut, the Delaware and

¹Linn. Soc. N. Y. Proc. 1897. no. 9, p. 29.

other large rivers the pickerel abounds; it is to be found in large numbers lying in wait among the river grasses or in ponds under the shelter of leafy water plants for the minnows which it consumes in enormous numbers, or some unlucky insect, frog or snake which attracts its voracious appetite.

Spawning takes place in winter and early in the spring, and the young soon become solitary and wolfish like their elders.

The fish obtained from Canandaigua lake spawned in their tank in June 1897, and the young were naturally hatched, but they died when about $\frac{3}{4}$ inch long for want of acceptable food.

As a food fish not much can be said in praise of the chain pickerel, though it is eaten and doubtless liked by a good many people. The flesh is often coarse and watery and is always full of small bones. This fish, however, furnishes considerable sport to the angler, since it is a very free biter and fights with great boldness and stubbornness when hooked. It is caught by trolling with a spoon or still fishing with live shiners, pickerel frogs and many other baits. A minnow gang is often very effective in pickerel fishing. The hooks must be tied on gimp as a protection for the line from the sharp teeth of the fish.

This species is always hard to keep in good condition in captivity, because of its liability to fungus attacks. The salt water treatment, however, keeps the fungus in check.

Subgenus *LUCIUS*

The longest known and most widely distributed species of *Lucius* is the common pike, the typical species of the genus. In the subdivision into groups this would be the sole representative of the *Lucius* group, which has the cheeks fully scaled and the lower half of opercles naked. The sides are pale spotted on a darker ground, and the size is very much larger than that of the pickerels. Fossil remains of the pike have been found in quaternary deposits in Europe.

150 *Lucius lucius* (Linnaeus)

Common Pike; Pickerel

Esox lucius LINNAEUS, Syst. Nat. ed. X, I, 314, 1758, Europe; RICHARDSON, Fauna Bor.-Amer. III, 124, 1836; GÜNTHER, Cat. Fish. Brit. Mus. VI, 226, 1866; JORDAN & GILBERT, Bull. 16, U. S. Nat. Mus. 353, 1883; BEAN, Fishes Penna. 91, pl. 29, fig. 56, 1893.

Esox estor LE SUEUR, Jour. Ac. Nat. Sci. Phila. I, 413, 1818, Lake Erie; DE KAY, N. Y. Fauna, Fishes, 222, 1842; STORER, Syn. Fish. N. A. 184, 1846.

Esox boreus AGASSIZ, Lake Superior, 317, 1850, Lake Superior.

Lucius lucius JORDAN & EVERMANN, Bull. 47, U. S. Nat. Mus. 628, 1896, pl. C, fig. 269, 1900; EVERMANN & KENDALL, Rept. U. S. Commr. Fish & Fisheries for 1894, 597, 1896.

The pike has a stout, elongate body and a long head, with broad and produced snout. The greatest depth is about one fifth of the length without caudal. The caudal peduncle is nearly equal to one half depth of body. The eye is nearly median and about one sixth of length of head, which is $\frac{3}{11}$ of total without caudal. The mouth is very large and strongly toothed. The tongue, roof of mouth, pharynx and gill arches bristle with teeth in cardlike bands, giving the fish extraordinary power in seizing and holding its prey. The dorsal and anal fins are near the caudal. The dorsal base is a little longer than its longest ray and equals depth of body at its origin. Ventral fin midway between tip of snout and end of tail fin. B. 14 to 16; D. 17 to 20; A. 16 or 17. Scales in lateral line 120 to 125.

The ground color of the body is grayish varying to bluish or greenish gray. The sides are thickly covered with pale blotches, none of them as large as the eye, arranged nearly in rows. The dorsal, anal and caudal fins have many rounded, dark spots. Adults without dark bar below eye. Naked part of opercle bounded by a whitish streak. In the young the sides are covered with oblique yellowish bars, which afterward break up into the pale spots of the adult.

Pike is the best known name for this species, though the misnomer "pickerel" is rather extensively used. The origin of pike is involved in uncertainty; some trace it to the resemblance in shape of the snout to the pike or spear, while others believe it to refer to the darting motion of the fish when speeding through the water. The name pickerel is used in Vermont and around Lake George, N. Y. "Frank Forrester" (Herbert) styles it the great northern pickerel. The name jack is applied in Great Britain to young pike. *Brochet* is the French name, *hecht* the German and *luccio* the Italian designation of the

species. In Prof. Cope's paper in earlier reports of the Pennsylvania Fish Commission the names lake pike and grass pike are used for the fish.

Distribution. In the north temperate and arctic regions of North America, Europe and Asia the pike is equally common. In North America it extends from Pennsylvania to high northern latitudes. In Alaska, Townsend and others found it above the arctic circle, and Dall and Nelson took it in abundance in the Yukon. From Greenland and the islands of the Arctic ocean the pike appears to be absent. The identity of our American pike with the common one of Europe was recognized by Cuvier and Richardson more than half a century ago; the former compared specimens from Lake Huron with European examples, and Richardson with the English pike, and both were unable to find specific differences between the two.

The pike is said to be common in Lake Champlain and in all its larger tributaries. In the Lake Ontario region the U. S. Fish Commission collectors secured it at the following places. Mud creek, Cape Vincent N. Y. June 25, 1894, Chaumont river July 10, outlet Long pond, 4 miles west of Charlotte N. Y. Aug. 17.

Dr Meek found the species in Cayuga lake, where he says he was unable to find any other fish of the genus except the pickerel. James Annin jr obtained the pike in Silver lake, Wyoming co. N. Y. July 1, 1896. He reports that it does not occur in Canandaigua lake.

On the continent of Europe the largest recorded specimen was taken at Bregenz in 1862; this was said to weigh 145 pounds. In Scotland a pike measuring more than 7 feet and weighing 72 pounds has been reported. We do not find monsters like these in America. "Frank Forrester" mentions individuals of 16 to 17 pounds. Lake George, N. Y., is famous for its large pike. Dr Frank Presbrey of Washington D. C. caught one there in 1889 weighing a little more than 16 pounds, and more than 30 examples, averaging in excess of 10 pounds each, were taken that season by another person from Washington in the same waters.

Some of the largest pike were upward of 4 feet long. The average length is about 2 feet.

The fishing season generally begins June 1 and ends December 1; but many of the states have no close season. In Pennsylvania the close time lasts from December 1 to June 1.

The pike is a voracious fish and destroys everything within its reach in the form of animal life; other fish, water birds and mammals are consumed in enormous numbers. From its concealment, like a beast of prey it darts out suddenly on its victims and seldom misses its mark. The pike is even more destructive than the pickerel, and two of the latter, measuring 5 inches in length, have been reported to eat more than 100 minnows in a day. Spawning takes place in winter and early spring on shallows and frequently on overflowed meadows. The eggs are about $\frac{1}{8}$ inch in diameter, and a female weighing 32 pounds was estimated by Buckland to contain 595,000. The young pike has a very large yolk sac. The period of hatching varies, with the temperature of the water, from 14 to 30 days. The female is said to be larger than the male; the fish breeds at the age of three years. At the age of one year the fish may reach a length of 12 inches, and, if well supplied with food, it will increase in weight from 2 to 3 pounds yearly.

The pike is a fairly good food fish and forms an important element of the Lake Erie fisheries. As a game fish the species is widely known; it can be readily caught by trolling or spinning or on lines set under the ice. Live minnows and frogs are favorite baits; and Dr Henshall says it will rise to a large, gaudy fly. In Lake George the white chub is one of the best known baits.

Subgenus **MASCALONGUS**

The largest member of the pike family is the single representative of the section *Mascalongus*, in which the lower half of the cheeks, as well as of the opercles, is scaleless. The scales are smaller than in the other groups.

The sides and vertical fins are profusely covered with roundish black spots on a pale ground. The branchiostegals number 17

to 19. A color variety is occasionally met with having the body uniformly dark gray, unspotted.

151 *Lucius masquinongy* (Mitchill)

Mascalonge; Spotted Mascalonge

Esox masquinongy MITCHILL, MIRROR, 297, 1824, Lake Erie.

Esox masquinongy (MITCHILL) KIRTLAND, Fishes of Ohio, 194, 1838, Lake Erie.

Esox nobilior THOMPSON, Proc. Bost. Soc. Nat. Hist. III, 163, 1850, Lake Champlain; JORDAN & GILBERT, Bull. 16, U. S. Nat. Mus. 353, 1883; BEAN, Fishes Penna. 93, pl. 29, fig. 57, 1893.

Lucius masquinongy JORDAN & EVERMANN, Bull. 47, U. S. Nat. Mus. 629, 1896, pl. C, fig. 270, 1900; EVERMANN & KENDALL, Rept. U. S. Commr. Fish & Fisheries for 1894, 598, 1896.

The mascalonge has a stout and moderately elongate body, its greatest depth, midway between the pectoral and ventral fins, one fifth to one sixth of the total length to the end of the scales. The caudal peduncle is short and slender, its depth one third of greatest depth. The length of the head is two sevenths of the total without the caudal, and the small eye equals less than one fourth the length of snout. The eye is nearly in the middle of the length of the head. The mouth is very large; the maxilla extends to below the hind margin of the eye. The teeth are as in the pike, but even more formidable. Dorsal and anal far back, the origin of the former a little in advance of the anal origin; the length of dorsal base about two fifths of head, longest dorsal ray one third of head, caudal deeply forked; ventral midway between end of head and end of anal, its length equal to one half the depth of body; pectoral nearly equal to postorbital part of head. B. 17-19; D. 17; A. 16; V. 12. Scales in lateral line 150.

The color is usually dark gray, sometimes immaculate as in the color variety *immaculatus*, but generally with numerous distinct, roundish, black spots about as large as buckshot. The dark spots are present only on the basal parts of the dorsal, anal and caudal fins. The lower parts are pale, the belly white.

The name of this giant pike is apparently derived from the language of the Ojibwa or the Cree Indians; it is variously spelled

and its meaning is uncertain, though the roots, according to H. W. Henshaw, are probably *mask* (ugly) and *kinongé* (fish). In the books it appears as muscalonge, muskellunge, muskallunge, mascalonge and maskinonge, all variations of the same term. Some writers style it the great pike, and by others it is confused with the common pike, *E. lucius*. Prof. Cope mentions also the name blue pike.

The mascalonge is recorded by Prof Cope from Conneaut lake, Crawford co. Pa., the specimen measuring 17 inches in circumference behind the eyes. It is found occasionally in the Ohio valley. The species, however, is most abundant in the Great lakes region. In Lake Erie favorite localities are Dunkirk and Barcelona N. Y., Erie Pa. and Mills' Grove O. The northern limit of the fish is not definitely fixed.

It is asserted by some persons that the fish inhabits Cayuga lake, but others deny this. Dr Meek was unable to find it there after diligent search. It was known in Lake Champlain more than a half century ago and was described by Rev. Zadock Thompson. Mitchill and Kirtland had it from Lake Erie. De Kay confounded the mascalonge with the pike, and apparently had no example of the former. In the St Lawrence river the species is well known.

It is recorded that in 1865 Mr Schultz caught a mascalonge at Milwaukee weighing 100 pounds. In 1864 Fred Alvord declared that he had an 85 pound specimen in Maumee bay. The average length of the species is about 3 feet, and there is reason to believe that a length of 8 feet is sometimes reached. Individuals weighing 50 pounds are moderately common. With the exception of the lake trout and some of the salmon, this is undoubtedly the largest game fish in the United States.

The fish seem not to be gregarious, but occur usually in pairs. Their food consists mainly of smaller fishes, and their voracity is notorious. In the spawning season in small rivers falling into Lake Simcoe, Richardson states that they feed on small fishes and on gelatinous green balls which grow on the sides of banks under the water.

This is an excellent food fish, but not common enough to have much commercial importance. As a game fish it has few superiors. The spoon bait is very effective in the capture of mascalonge, and live fishes are extensively used. A correspondent of *Land and Water* describes a singular and successful lure made from a young brown calf's tail, through the center of which the shank of the hook was passed and fastened to a swivel.

152 *Lucius masquinongy immaculatus* (Garrard)

Unspotted Mascalonge; Barred Mascalonge

Esox immaculatus GARRARD MS; noticed in several fishing journals, Eagle Lake, Northern Wisconsin, *vide* JORDAN & EVERMANN.

Esox masquinongy immaculatus JORDAN, Man. Vert. ed. 5, 89, 1888.

Lucius masquinongy immaculatus JORDAN & EVERMANN, Bull. 47, U. S. Nat. Mus. 630, 1896.

Lucius lucius immaculatus BEAN, by error, Bull. Am. Mus. Nat. Hist. IX, 353, 1897.

Body moderately stout and elongate, its greatest depth one sixth of the total length without caudal; least depth of caudal peduncle contained two and two sevenths times in greatest depth of body, and nearly four times in length of head; head long, its length nearly three and three fourths times in total without caudal; the maxilla extending to below the front edge of the pupil, its length about one third of length of head; snout about two fifths as long as the head; eye about one eleventh as long as the head; the gill rakers mere clumps of spiny tubercles. The dorsal fin is distant from tip of snout a space equal to two and three fourths times length of head; the longest dorsal ray is three sevenths as long as the head, and only a little longer than the dorsal base. The ventral is nearly as long as the snout. The anal base is one third as long as the head; the longest anal ray is as long as the snout, and equal to the pectoral. B. 18-19; D. 16-18 (developed rays); A. 15-16 (developed rays). Scales about 153; gill rakers 13+28. Color olive green with golden tints; about 20 entire, blotchlike, irregular dark cross bands and several parts of bands and blotches intervening; lower third of pectoral pink; dorsal, caudal and anal with dark blotches forming pseudo-bands; iris lemon yellow on a silvery white ground; no black spots.

Examples of unspotted mascalonge were received at the New York aquarium from Chautauqua lake, N. Y. which belongs to the Ohio river drainage system. It appears that the typical spotted form also inhabits the Ohio basin, but occurs rarely. Mr Annin sent one individual Dec. 4, 1895, and two on May 4, 1896; from these three were obtained the following notes and measurements in inches.

MEASUREMENTS

	Dec. 4, 1895	May 4, 1896	May 4, 1896
		♂	♂
Length, including caudal fin.....	23½	27⅞	25⅞
Length to end of scales.....		23⅞	23
Length of caudal lobe (horizontally).....	3⅝		
Length of middle caudal rays.....	1½		
Depth of body.....	3⅝	4	3⅞
Least depth of caudal peduncle....	1½	1¾	1⅝
Length of head.....	5¾	6⅝	6⅞
Length of snout.....	2⅝	2¾	2½
Length of maxilla.....	2½	2⅝	2⅞
Length of mandible.....	3¾	4¼	3¾
Diameter of eye.....	½	$\frac{1}{16}$	$\frac{1}{16}$
Distance from snout to dorsal.....		18⅞	16¾
Length of dorsal base.....		2¾	2⅞
Length of longest dorsal ray.....		2⅞	2⅝
Distance from snout to ventral.....		13½	12¾
Length of ventral.....		2½	2⅝
Length of anal base.....		2¼	2⅞
Length of longest anal ray.....		2¾	2
Length of pectoral.....		2¾	2⅞
Branchiostegals.....	19	18	19
Dorsal rays (developed).....	18	16	17
Anal rays (developed).....	16	15	15
Rows of scales.....	ca. 153		
Gill rakers.....	13 + 28		

In all the specimens the maxilla extends to below the front edge of the pupil. The gill rakers are mere clumps of spiny tubercles. In the two males the diameter of the eye is contained from four and one third to five times in the length of the snout, and from 10 to 11 times in the length of the head.

In the individual of Dec. 4, 1895, the lateral line tubes are distributed over various parts of the sides without much regularity except in the median line. There are no black spots. About 20 entire, blotchlike, irregular cross bands and several parts of bands and blotches intervening. The lower third of

the pectoral is pink. The dorsal, caudal and anal with dark blotches making pseudo bands. Iris lemon yellow overlying silvery white. The general color is olive green with golden tints.

The two males of May 4, 1896, furnished the following color notes.

Olive green tinged with golden bronze; sides with about 23 irregular dusky blotches resembling interrupted bands; dorsal, caudal and anal with numerous large dusky blotches, those on dorsal and anal almost forming bands; iris lemon yellow and silvery in the larger, almost vermilion and orange in smaller; a dark blotch at upper edge of opercle.

The Chautauqua lake mascalonge, according to James Annin jr who sent the specimens, is a very fine food and game fish, and attains to the weight of 50 pounds. In the spring of 1895 it was not unusual to capture individuals weighing from 40 to 50 pounds, and 20 to 30 pounds was a very common weight. In winter the fish frequent nearly the same localities as in summer, being found in the vicinity of water plants. When the lake becomes very clear in February, they go into deep water, but they live in deep water more or less all the year.

For the fish culture operations the nets are set as soon after the first of April as the ice leaves the lake. The fish begin to spawn a few days after and continue till the latter part of April. They go into shallower water for spawning; most of them spawn in from 10 to 15 feet of water. They do not resort to the gravel, like many other fish, but to mud, generally going into bays. The eggs are placed in boxes, all of which are provided with screens at top and bottom. The bottom has an extra screen, to prevent minnows from injuring the eggs. The boxes are sunk from 1 foot to 2 feet under the surface of the water. Every day or two they are drawn up, the covers removed, and all bad eggs and sediment cleaned out.

During the first experiments in Chautauqua lake, N. Y. Monroe Green and Jonathan Mason obtained the eggs in April and May 1890, and these were artificially hatched. A large female yielded 60,000 eggs. With the water at the temperature of 40°

to 46° very few of the eggs were developed, but when it neared 60°, in May, better results were secured. May 27, 75,000 young fish were planted in the lake. The eggs were hatched in a box suspended about 4 feet from the bottom in 18 feet of water.

Family POECILIIDAE

Killifishes

Genus **FUNDULUS** Lacépède

Body rather elongate, little elevated, compressed behind; mouth moderate, the lower jaw projecting, jaws each with two or more series of pointed teeth, usually forming a narrow band, bones of the mandible firmly united; scales moderate; gill opening not restricted above, the opercle with its margin not adnate to shoulder girdle; preopercle, preorbital, and mandible with mucous pores; dorsal and anal fins similar, small, or rather large, the dorsal inserted either in front of, above, or behind, the front of anal; ventrals well developed; air bladder present; sexes differing in color, size, and development of the fins, the anal fin in the male normal; intestinal canal short; first superior pharyngeal without teeth, second with teeth, third and fourth coossified, with teeth. Species very numerous, mostly American, inhabiting fresh waters and arms of the sea. They are the largest in size of the cyprinodonts, and some of them are very brightly colored. They are oviparous and feed chiefly on animals. Some of them are bottom fishes, burying themselves in the mud of estuaries; others swim freely in river channels and bays; still others are "top minnows," surface swimmers, feeding on floating insects in swamps and streams.

153 *Fundulus majalis* (Walbaum)

Bass Killy

- Cobitis majalis* WALBAUM, Artedi, Gen. Pisc. III, 12, 1792, Long Island.
Esox flavulus MITCHILL, Trans. Lit. & Phil. Soc. N. Y. I, 439, pl. IV, fig. 8, 1815, New York.
Esox zonatus MITCHILL, op. cit. 440, 1815, New York.
Fundulus fasciatus DE KAY, N. Y. Fauna, Fishes, 216, pl. 31, fig. 98, 1842.
Hydrargyra majalis CUVIER & VALENCIENNES, Hist. Nat. Poiss. XVIII, 207, 1846.

Fundulus majalis GÜNTHER, Cat. Fish. Brit. Mus. VI, 322, 1866; JORDAN & GILBERT, Bull. 16, U. S. Nat. Mus. 331, 1883; BEAN, 19th Rep. Comm. Fish. N. Y. 274, pl. XXII, figs. 28 & 29, 1890; Fishes Penna. 84, pl. 27, fig. 51, 1893; JORDAN & EVERMANN, Bull. 47, U. S. Nat. Mus. 639, 1896, pl. CI, figs. 271, 271a, 271b, 1900; BEAN, 52d Ann. Rept. N. Y. State Mus. 98, 1900.

The body is stout, oblong, not very deep or greatly compressed. The head is contained nearly two and one half times in the total length without caudal, and the depth four times. The snout is moderately long, one and one half times as long as the eye; the eye one fifth as long as head. The scales are moderately large, those on the head about equal to the average of those on the body; scales on the cheeks in about three longitudinal rows; about 12 rows between dorsal origin and nape. The pectoral in both sexes equals the distance from the middle of the eye to the end of the head. The ventral and anal are longer in the male than in the female. In the male the ventral is one half as long as the head, in the female only about two fifths of the head. The longest anal ray of the male equals four fifths of the length of the head, while in the female it is scarcely more than one half as long as the head. The dorsal of the male is differently shaped from that of the female, its last rays being nearly as long as the longest, while in the female the last ray is not much more than one half the length of longest ray. D. 13-14; A. 11. Scales 35-15.

The sexes may be at once distinguished by their difference in color, the female having several narrow lateral stripes, while the male has distinct cross bands varying from 12 to 20 in number. In the male the sides and upper parts are dark olivaceous; the sides are silvery, lower parts a beautiful yellowish green; the sides are also marked by a varying number of dark bands, the width of which varies also. A large black spot on the operculum. The dorsal is olivaceous with a black blotch, sometimes circular in form, on the last three or four rays. The pectorals are yellowish; ventrals yellowish green; anal olivaceous; caudal orange. In the female the lower parts are white, upper parts olivaceous, and along the sides is a median dark

band, and below this are two short, interrupted dark bars. Two or more short, transverse, dark bars on the caudal peduncle.

The striped killifish, also known as the banded or striped mummichog, bass mummy, bass fry, mayfish, yellow-tail, and New York gudgeon, is the largest member of its family known on our eastern coast. Its range extends from Cape Cod to Florida. Prof. Cope thinks that in Pennsylvania it probably ascends the Delaware as far as the boundary of the state, and I see no reason to doubt its occurrence even in fresh water.

The female is usually larger than the male, and examples measuring 8 inches in length have been recorded. It swarms in shallow bays and salt marshes, and though not used as food, it is extremely important for the subsistence of economic species and is, also, extensively used for bait. The name bass mummy, applied to the species on Long Island, refers to its use in the capture of striped bass. The species breeds in summer, and the young are abundant in shallow water among eel grass and other aquatic plants.

A permanent resident in Gravesend bay. In winter it inhabits deep, muddy holes at the mouths of creeks. In captivity it is the least hardy of all the marine killifishes.

154 *Fundulus heteroclitus* (Linnaeus)

Killifish; Mummichog

Cobitis heteroclitus LINNAEUS, Syst. Nat. ed. XII, I, 500, 1766, Charleston, S. C.

Poecilia macrolepidota WALBAUM, Artedi, Gen. Pisc. III, 11, 1792, Long Island.

Esox pisciculus MITCHILL, Trans. Lit. & Phil. Soc. N. Y. I, 440, 1815, New York.

Esox pisculentus MITCHILL, op. cit. 441, 1815, New York.

Fundulus viridescens DE KAY, N. Y. Fauna, Fishes, 217, pl. 31, fig. 99, 1842, New York.

Fundulus zebra DE KAY, op. cit. 218, 1842, New York.

Fundulus pisculentus STORER, Hist. Fish. Mass. 294, 1867.

Fundulus heteroclitus GÜNTHER, Cat. Fish. Brit. Mus. VI, 318, 1866; JORDAN & GILBERT, Bull. 16, U. S. Nat. Mus. 336, 1883; BEAN, 19th Rep. Comm. Fish. N. Y. 274, pl. XXIII, fig. 30, 1890; Fishes Penna. 86, pl. 28, fig. 52, 1893; 52d Ann. Rept. N. Y. State Mus. 98, 1900.

Fundulus heteroclitus macrolepidotus JORDAN & EVERMANN, Bull. 47, U. S. Nat. Mus. 641, 1896, pl. CII, fig. 273, male, 1900; MEARNS, Bull. Am. Mus. Nat. Hist. X, 317, 1898, salt creeks along the Hudson.

The body is short and stout in both sexes; its depth one fourth of the length including the tail and slightly greater than the length of the head. The head is moderately short, with an obtuse snout and the space between the eyes very flat. The lower jaw projects slightly. The eye is about two thirds as long as the snout and one fifth the length of the head. The pectoral reaches to the ninth or tenth row of scales; its length is equal to the base of the dorsal. The dorsal is considerably nearer to the end of the tail than to the tip of the snout; its longest ray in the female one half the length of head. The anal is entirely under the dorsal; its longest ray equals the longest of the dorsal, its base about one third the length of head. The ventral origin is under about the twelfth scale of the median line, its length two thirds of that of the pectoral, considerably less than half the head; when extended it reaches nearly to vent. The least depth of the caudal peduncle is one seventh of the length including caudal. All the fins have rounded outlines, and the caudal is specially convex. Scales 14-35. D. 11; A. 11.

The females are nearly uniform olivaceous, lighter below; caudal with a median narrow band of a paler color; most of the scales having a narrow, dusky submarginal streak; the scales of the head very irregularly arranged and unequal in size. The males are dark greenish, with many narrow, irregular, silvery bars on the sides and with the belly yellowish or orange. The sides are also more or less spotted with white or yellow. The dorsal, anal and caudal are dark with many small pale spots. On the last rays of the dorsal there is frequently a dark blotch, which sometimes is surrounded by paler, giving it an ocellated appearance. In the young this blotch is often subdivided into two parts. Narrow dark bands are sometimes present in the young male.

The killifish has been found in the Delaware by Prof. Cope. It is frequently called mummichog or salt-water minnow, and the name mudfish has also been applied to it. In the vicinity of Boston it is known to boys under the name of cobbler, and on Long Island it is called mummy or chog-mummy.

This is the killifish of Schöppf, the yellow-bellied and the white-bellied killifish of Mitchill, and the big killifish and barred killifish of DeKay. The Indian name mummichog is applied to this as well as to other species, and some persons call it the salt-water minnow. In Great South bay it is the mummy or chog-mummy. It is extremely abundant in all parts of the bay, and serves as food for larger fishes.

The striking difference in the colors of the two sexes has led to their separation under distinct names by Mitchill, DeKay and other writers.

It grows to the length of 5 or 6 inches; it has no importance as a food fish, but is eaten in large numbers by many of the valuable economic fishes, particularly the striped bass and the weakfish. Dr Storer says it is an excellent bait for smelts. Piscivorous birds consume it in large quantities, and domestic ducks have been known to swallow it with apparent great relish. Eggs have been found in this species as late as August. It spawns in the spring and early summer, and the young are found in great schools in summer in the eelgrass and on sandy beaches in company with other species of killifish, the common silver-side and various other fishes.

The killifish is a permanent resident in Gravesend bay, wintering in deep, muddy holes near the mouths of creeks. According to Eugene Smith, it stands captivity well and is often found landlocked in ice or quarry ponds. The flesh has a sweet taste. The range of the species is from Maine to South Carolina, usually in shallow salt or brackish water, but sometimes ascending streams beyond tidewater.

155 *Fundulus diaphanus* (Le Sueur)

Fresh-water Killifish

Hydrargira diaphana LE SUEUR, Jour. Ac. Nat. Sci. Phila. I, 130, 1817, Saratoga Lake; DE KAY, N. Y. Fauna, Fishes, 219, 1842.

Hydrargira multifasciata LE SUEUR, op. cit. 131, 1817, Saratoga Lake; DE KAY, op. cit. 220.

Hydrargyra swampina CUVIER & VALENCIENNES, Hist. Nat. Poiss. XVIII, 203, 1845, New Jersey.

Fundulus multifasciatus GÜNTHER, Cat. Fish. Brit. Mus. VI, 324, 1866.

Fundulus swampina JORDAN & GILBERT, Bull. 16, U. S. Nat. Mus. 332, 1883.

Fundulus diaphanus JORDAN & GILBERT, op. cit. 334, 1883; HUGH M. SMITH, Bull. U. S. F. C. X, 65, 1890; JORDAN & EVERMANN, Bull. 47, U. S. Nat. Mus. 645, 1896, pl. CIII, figs. 275, 275a, 1900; BEAN, Fishes Penna., 85, 1893; 52d Ann. Rept. N. Y. State Mus. 98, 1900; MEARNS, Bull. Am. Mus. Nat. Hist. X, 318, 1898.

The body is moderately slender and elongate, its greatest depth equaling about two ninths of the total length without tail, or somewhat less than the length of the head. The head is flat above, the width between the eyes equal to nearly half the length of head. The mouth is very protractile, small, its width somewhat greater than the length of the lower jaw. The upper jaw is as long as the eye, a little more than one fourth the length of head, which equals about one fourth of total length without caudal. The length of the dorsal base equals the depth of the body and much exceeds length of anal base. Length of longest dorsal ray less than one half of head; longest anal ray two thirds of length of head. The dorsal is midway between the tip of the snout and the root of the caudal. The anal is wholly under the dorsal. Length of pectoral six and one half times in total. Caudal large, convex behind. D. 14; A. 12. Scales 44-46-13.

The females are olivaceous with silvery; sides traversed by 15 to 25 narrow, dark cross bands; fins pale. The males, at least in the breeding season, are pale olive with about 20 pearly white cross bands.

The barred killifish, also known as the spring mummichog and toothed minnow, inhabits the Great lakes and their tributaries, east to Massachusetts, south to Virginia and Indiana, west to Colorado, according to Cope south to Texas. The species was first made known from Saratoga lake. It is very abundant in the Lake Ontario region, having been taken by U. S. Fish Commission collectors at the following New York localities.

Mud creek, Cape Vincent	June 25
Grenadier island, Lake Ontario	June 28
Horse island, Sacketts Harbor	June 30
Mill Creek, Sacketts Harbor	July 2

Stony Island	July 2 and 3
Little Stony brook, Henderson bay	July 4
Guffon creek, Chaumont	July 7
Chaumont river	July 10
Great Sodus bay	Aug. 6
Creek near Pultneyville	Aug. 7
Long pond, Charlotte	Aug. 17
St Lawrence river, 3 miles below Ogdensburg	July 17

According to Dr Meek, it is common on the flats and in the southern end of Cayuga lake, also in streams on the uplands, at Cayuga and Montezuma. Dr Mearns took it in Echo lake and Long pond of the Hudson Highlands. The state museum secured numerous individuals from Shinnecock bay July 21, Scallop pond, Peconic bay July 28, and Mecox bay Aug. 1, 1898.

The fish is very common in a lake at 110th street and 5th avenue, Central park, New York city.

In Eugene Smith's experience the species throve better in the aquarium than any other killifish except *Fundulus heteroclitus*, and became very tame in captivity, though always attacking the fins of other fishes. In the New York aquarium the fish proved to be very delicate, usually dying from fungus attacks before the salt water treatment removed the parasite.

In Ohio, and west, is found a variety with very distinct and somewhat irregular bands and the back always spotted, which has been called variety *menona* by Jordan and Copeland. Eastern specimens have the back unspotted and the cross bands faint and regular, but extremely variable in number. The difference in coloration of the sexes is very striking, specially in the breeding season, when the adult males have silvery cross bands.

The barred killifish grows to the length of 4 inches. It runs down into brackish waters along the east coast and ascends far up the streams, delighting in cold water. It is eaten in large numbers by the striped bass and the weakfish. In the fresh waters the black bass and trout also feed on it.

Genus *LUCANIA* Girard

The body oblong, compressed; lower jaw prominent, the cleft of the mouth short and very oblique; mouth moderate, the snout not produced, each jaw with a single series of conical teeth; scales very large; gill openings not restricted; dorsal and anal rays in moderate number, the dorsal above or slightly in advance of the anal; anal fin not modified in the males. Very small, oviparous fishes of the brackish waters, swamps and shallow bays of the United States.

156 *Lucania parva* (Baird & Girard)*Rainwater Fish*

Cyprinodon parvus BAIRD & GIRARD, Ninth Smithsonian Rept. 345, 1855, Greenport, Long Island; GÜNTHER, Cat. Fish. Brit. Mus. VI, 307, 1866.

Lucania parva JORDAN & GILBERT, Bull. 16, U. S. Nat. Mus. 893, 1883; BEAN, Bull. U. S. F. C. VII, 148, pl. II, fig. 18, 1888; 19th Rep. Comm. Fish. N. Y. 275, 1890; HUGH M. SMITH, Bull. U. S. F. C. X, 68, 1890; JORDAN & EVERMANN, Bull. 47, U. S. Nat. Mus. 665, 1896, pl. CIX, fig. 292, 1900; BEAN, 52d Ann. Rept. N. Y. State Mus. 99, 1900.

Body rather short and stout in the adult, its greatest depth two sevenths of the length to base of caudal; caudal peduncle moderately long and deep, its least depth nearly one half the length of head; the mouth small, oblique, with heavy projecting lower jaw; snout short, nearly equal to eye, about two ninths as long as the head; eye rather large, its horizontal diameter two sevenths as long as the head; head stout, with obtuse muzzle, its length nearly one third of the total to base of caudal; dorsal origin midway between tip of snout and base of middle caudal rays, the dorsal base about one fifth of total length to caudal base, the longest dorsal ray one half as long as the head, the last dorsal ray a little more than one third as long as the head. The anal fin begins under the middle of the dorsal, its base as long as the snout and eye combined, its longest ray one half as long as the head. The ventral is slightly in advance of the dorsal, its length three eighths of length of head. The pectoral reaches slightly beyond the origin of dorsal, its length nearly one fifth of total length to base of caudal. Caudal large,

roundish, scarcely truncate behind in the adult. D. ii, 8; A. ii, 6; V. i, 5. Scales 10-27.

Color in life: males olive or pale brown, with bluish reflections, edges of the scales darker, dorsal dusky orange, sometimes with a large, black spot at the base in front, ocellated with orange, caudal orange yellow, tipped with black, ventrals and anal orange red, tipped with dusky, pectorals translucent; females with the fins pale olive, without black spot or edgings. Length $1\frac{1}{2}$ to 2 inches.

The species is found along the coast in brackish waters from Massachusetts to Florida; very common on Long Island. Abundant in Peconic, Shinnecock, and Great South bays, and in a fresh-water stream at Water Mill L. I.; not yet reported from Gravesend bay. It seldom exceeds $1\frac{1}{2}$ inches in length and is interesting chiefly on account of its translucent body and graceful movements. It has not proved hardy in captivity.

The species was first described by Prof. Baird from Greenport L. I.

Genus **CYPRINODON** Lacépède

Body very short and stout, the back elevated; mouth small, the bones of the jaws well formed; snout short; teeth moderate, incisorlike, tricuspid, in a single series; scales very large; dorsal fin moderate, inserted in advance of front of anal, its first ray not enlarged; anal smaller; ventral fins small, occasionally wanting in specimens from desert pools; intestinal canal little longer than body; gill membranes considerably united, free from the isthmus; gill openings restricted, the opercle above adnate to the shoulder girdle. Chubby little fishes, inhabiting the brackish waters of middle America, sometimes living in warm salt springs, their colors generally brilliant. Oviparous; the sexes similar except in color.

157 *Cyprinodon variegatus* Lacépède

Sheepshead Minnow

Cyprinodon variegatus LACÉPÈDE, Hist. Nat. Poiss. V, 486, 1803, South Carolina; GÜNTHER, Cat. Fish. Brit. Mus. VI, 305, 1866; JORDAN & GILBERT, Bull. 16, U. S. Nat. Mus. 329, 1883; BEAN, Bull. U. S. F. C. VII, 148, 1888; 19th Rept. Commrs. Fish. N. Y. 275, 1890; 52d Ann. Rept. N. Y. State Mus. 99, 1900; JORDAN & EVERMANN, Bull. 47, U. S. Nat. Mus. 671, 1896, pl. CXI, fig. 296, 296a, 1900.

Esox ovinus MITCHILL, Trans. Lit. & Phil. Soc. N. Y. I, 441, pl. IV, fig. 7, 1815, New York.

Lebias ovinus DE KAY, N. Y. Fauna, Fishes, 215, pl. 27, fig. 84, 1842.

Lebias ellipsoides LE SUEUR, Jour. Ac. Nat. Sci. Phila. II, 6, pl. 2, figs. 1, 2, 1821; STORER, Syn. Fish. N. A. 179, 1846.

Body short and stout, heavy anteriorly, its width more than one half its height, its greatest height two fifths to nearly one half of total length to base of caudal, the males higher than the females; caudal peduncle short, its least depth equal to postorbital part of head; head conical, its width at gill covers equal to its length without the snout, its length one third of total without caudal; jaws very short, mouth small, terminal, slightly oblique when closed, the lower jaw somewhat prominent, the upper protractile; the maxilla curved abruptly downward at the end, about as long as the eye, not reaching to the front margin of the orbit; eye circular, longer than snout, not quite one fourth as long as the head, placed near the top of the skull, about two thirds of width of interorbital space; dorsal origin a little nearer to tip of snout than to base of middle caudal rays, the dorsal base, in males, as long as the head without the snout, three and two thirds in total length without caudal, the longest dorsal ray, in males, about equal to length of head, and twice as long as the last ray. The ventral reaches nearly or quite to anal origin, its length one half length of head. The anal base is two fifths as long as the head, its longest ray one fifth of total without caudal. The pectoral is narrow and as long as the head in males, reaching almost to the beginning of the anal; in females it is not quite so long as the head, and does not reach beyond the middle of the ventral. Caudal fin short and truncate, its length about one fourth of the total without caudal, and about equal to the head without the snout. D. 11; A. 10; B. 6. Scales 17-28.

This is known in Great South bay as the porgy mummy. Mitchell recorded it as more rare than the other killifishes. DeKay has it as the Sheephead *Lebias*.

This little fish seldom exceeds 2 inches in length. The males are more brightly colored and higher bodied than the females, and have a narrow, dark margin to the caudal fin.

The Sheepshead killifish ranges from Cape Cod to Florida. It is not important except as food for other fishes. Very common in salt water ditches.

One of the best of its family for aquarium purposes, as it thrives and breeds in captivity; the young, however, may be eaten by their parents.

Order SYNENTOGNATHI

Family ESOCIDAE

Needlefishes

Genus **TYLOSURUS** Cocco

Body elongate, very slender, not much compressed; both jaws prolonged into a beak, the lower jaw somewhat the longer, much the longer in young fishes, the very young resembling *Hemiramphus*; each jaw armed with a band of small, sharp teeth, beside which is a series of longer, wide set, sharp, conical, unequal teeth; no teeth on vomer or palatines; scales small, thin; lateral line running along the side of the belly, becoming median on the tail; no finlets; dorsal fin more or less elevated anteriorly; caudal fin short, unequally lunated or forked; pectorals moderate; ventrals small, the latter inserted behind the middle of the body; gill rakers obsolete; bones usually more or less green; size comparatively large. Species numerous. Voracious fishes, chiefly American; one species crossing to Europe; some of them entering rivers. This genus differs from the old world genus *Esox* (Linnaeus) Rafinesque (= *Belone*, Cuvier) in the absence of gill rakers and of vomerine teeth.

158 *Tylosurus marinus* (Walbaum)

Billfish; Silver Gar

Esox marinus WALBAUM, Artedi. Gen. Pisc. III, 88, 1792, based on SCHÖPF, Sea Snipe, Long Island.

Esox longirostris MITCHILL, Amer. Month. Mag. II, 322, March, 1818.

Belone truncata LE SUEUR, Jour. Ac. Nat. Sci. Phila. II, 126, 1821; DE KAY, N. Y. Fauna, Fishes, 227, pl. 35, fig. 112, 1842; GÜNTHER, Cat. Fish. Brit. Mus. VI, 244, 1866; STORER, Hist. Fish. Mass. 136, pl. XXIV, fig. 3, 1867.

Tylosurus longirostris JORDAN & GILBERT, Bull. 16, U. S. Nat. Mus. 374, 1883.

Tylosurus marinus JORDAN & FORDICE, Proc. U. S. Nat. Mus. 351, 1886; BEAN, Bull. U. S. F. C. VII, 146, 1888; 19th Rept. Commrs. Fish. N. Y. 273, 1890; Fishes Penna. 97, 1893; JORDAN & EVERMANN, Bull. 47, U. S. Nat. Mus. 714, 1896; MEARN'S, Bull. Amer. Mus. Nat. Hist. X, 318, 1898; BEAN, 52d Ann. Rept. N. Y. State Mus. 99, 1900.

Body long, slender and somewhat compressed. The depth of the body is less than one fifth of length of head; the eye is rather large, two fifths of the length of the postorbital part of the head. The pectoral is as long as the postorbital part of the head and twice as long as the ventral. The distance of the dorsal from the root of the caudal is one fourth its distance from the tip of the lower jaw. The anal ends under the end of the dorsal and begins in advance of the dorsal origin. The ventral is almost equidistant from the root of the caudal and the hind margin of the eye. D. 15 to 16; A. 15 to 17; V. 6.

The body is green with a broad silvery band along the sides and a dark bar on the operculum. The scales and bones are green.

The silver gar, also called soft gar, billfish and needlefish, is found along our coast from Maine to Texas, and, though a marine species, it ascends rivers far above the limits of tides. It has been found in the Susquehanna river at Bainbridge Pa., and it also runs up the Delaware, the Hudson and other rivers.

Schöppf is authority for the names sea pike and sea snipe for this species at New York. Mitchill refers to it as the long-jawed fresh-water pike, and also as the billfish, a name still in use in various localities for this fish. Billed eel is the name used in Great South bay. DeKay calls it the banded garfish. Still another name used for the species is needlefish; and it is said that gar is derived from a Saxon word meaning needle.

The species is found on our coast from Maine to the Gulf of Mexico. Mearns has found it in the Hudson and its estuaries in autumn. Mitchill observed it so frequently in that river that he considered it an inhabitant of fresh water. In Gravesend bay the fish occurs from June to September. In Shinnecock bay, Mecox bay, and Great South bay the writer collected it almost everywhere.

This species reaches a length of 4 feet. It is very destructive to small fishes, which are readily seized in its long and strongly toothed jaws. In the Gulf of Mexico the habits of the silver gar have been observed by Silas Stearns, whose notes are to be found in the *Fishery Industries of the United States*. It is found at Pensacola Fla. in the summer, but retreats farther south in the winter.

The silver gar swims at the surface and feeds on schools of small fish. On the New York coast it devours killifishes, anchovies, silversides, and other little species. Its movements are swift and its aim certain. It has been known to seize mullet and other fish one third as large as itself and is sometimes killed by attempting to swallow spiny fish too large to pass through its throat. It spawns in the bays in May and June. Mr Stearns found it to be an excellent food fish, though it is seldom eaten on the Florida coast.

Though the fish is one of excellent flavor and, according to DeKay, greatly relished by epicures, it meets with little favor in northern markets. Nothing is recorded about its breeding habits except the statement of Silas Stearns that it spawns in the bays of the Gulf coast in May and June. The fish is not hardy in transportation and in captivity.

159 *Tylosurus raphidoma* (Ranzani)

Houndfish; Guardfish

Belone raphidoma RANZANI, Nov. Comm. Ac. Nat. Sci. Inst. Bonon, V, 359, pl. 37, fig. 1, 1842, Brazil; GÜNTHER, Cat. Fish. Brit. Mus. VI, 249, 1866.

Belone gerania CUVIER & VALENCIENNES, Hist. Nat. Poiss. XVIII, 437, 1846, Martinique; GÜNTHER, op. cit. 241, 1866.

Belone crassa POEY, Memorias, II, 291, 1861, Cuba.

Belone melanochira POEY, op. cit. 294, 1861; GÜNTHER, op. cit. 249, 1866.

Tylosurus gladius BEAN, Proc. U. S. Nat. Mus. 239, 430, 1882, Pensacola; Bull. U. S. F. C. VII, 146, pl. II, fig. 15, 1888, young, Ocean City, N. J.

Tylosurus crassus JORDAN, Proc. U. S. Nat. Mus. 112, 1884.

Tylosurus raphidoma JORDAN & EVERMANN, Bull. 47, U. S. Nat. Mus. 715, 1896, pl. CXVI, fig. 308, 1900.

Body robust, little compressed, its greatest width a little more than two thirds its greatest depth, which is about one fourth

the length of head and one thirteenth of total to base of caudal; caudal peduncle slightly depressed, a little broader than deep, with a slight dermal keel; head broad, broader above than below, three tenths of total length to base of caudal; interorbital space nearly two thirds of length of postorbital part of head, with a broad, shallow, naked, median groove, which is wider behind and forks at the nape; supraorbital bones with radiating striae; distance between nostrils a little more than one sixth of length of snout; jaws comparatively short, strong, tapering, very stiff, lower jaw wider and longer than upper, both jaws with broad bands of small teeth on the sides, within these a series of very large knife-shaped teeth. The length of the longest teeth is a little more than three times their breadth. Posterior teeth in both jaws directed backward, anterior teeth erect, number of large teeth about 25 on each side of the upper jaw and 23 below, length of the large teeth about one fifth of diameter of eye, no vomerine teeth. Upper jaw from eye about one and three fourth times as long as the rest of the head; eye large, one seventh as long as snout, three eighths of postorbital part of head, and five ninths of interorbital width; maxillary entirely covered by preorbital; cheeks densely scaled; opercles scaly only along anterior margin; scales minute, specially on the back, somewhat larger below. Dorsal fin rather high in front, becoming low posteriorly, the height of its anterior lobe equaling postorbital part of head, its longest ray two fifths of length of dorsal base. In a young example, $6\frac{1}{2}$ inches long, the posterior part of the dorsal is much elevated, the longest ray equaling the distance from middle of pupil to end of head. Caudal fin lunate, its lower lobe nearly one half longer than the upper; middle rays about as long as eye; anal fin falcate, low posteriorly, its anterior lobe equal to anterior dorsal lobe; ventral fins inserted midway between base of caudal and middle of eye, a little shorter than pectorals, and equal to postorbital part of head; upper ray of pectorals broad, sharp edged, length of pectoral three and two fifths in head, and slightly greater than postorbital part of head. D. i, 21-23; A. i, 20-23; V. 6; P. 14.

Color dark green above, silvery below; dorsal and pectoral blackish; ventrals somewhat dusky; anal yellowish, the lobe slightly soiled; caudal dusky olivaceous; no suborbital bar and no scapular spot; a slight dusky shade on upper posterior part of cheeks, and a yellowish bar on anterior edge of opercle; caudal keel black.

This species is very closely allied to *T. fodiator* Jordan & Gilbert, described from Mazatlan, differing from it apparently in its longer jaws, slightly greater number of fin rays, and larger scales. Here described from the type of *T. gladius* Bean, which is 29 inches long.

A young example was seined at Ocean City N. J. Aug. 1, 1887. D. i, 21; A. i, 20. Length $6\frac{1}{2}$ inches.

A dark cutaneous flap attached along the side of the mandible and folded underneath, meeting its fellow of the opposite side and concealing a small part of the lower jaw; dorsal black, except on the first six rays, which are pale, much elevated at the posterior part, where the longest ray equals the distance from the middle of the eye to the end of the head. 14 black blotches on sides not extending to caudal, the largest two thirds as wide as length of eye; paired fins and anal pale; caudal the same, except anterior half of upper lobe, on which the membrane covering the rays is black, while the intervals between the rays are pale; back greenish; under surface, except mandibular flap, silvery.

This species has not previously been recorded in the region.

The usual range of the species is from the West Indies and Florida Keys to Brazil; the young straying northward occasionally in summer. The fish reaches a length of 5 feet and is sometimes dangerous to fishermen in its powerful leaps from the water. The scales and bones are green; the flesh is little esteemed for food on this account. A description and figure of the young are published by Bean in the Bulletin of the U. S. Fish Commission for 1887, p. 146, pl. 2, fig. 15.

160 *Tylosurus acus* (Lacépède)*Houndfish*

- Sphyræna acus* LACEPÈDE, Hist. Nat. Poiss. V, 6, pl. 1, fig. 3, 1803, Martinique.
- Belone latimana* POEY, Memorias, II, 290, 1861, Havana; GÜNTHER, Cat. Fish. Brit. Mus. VI, 249, 1866.
- Belone jonesi* GOODE, Am. Jour. Sci. Arts, 295, 1877, Bermuda; GÜNTHER, Ann. Mag. Nat. Hist. III, 150, 1879.
- Belone caribbæa* GÜNTHER, Cat. Fish. Brit. Mus. VI, 241, 1866, not of LE SUEUR.
- Tylosurus acus* JORDAN & FORDICE, Proc. U. S. Nat. Mus. 355, 1886; JORDAN & EVERMANN, Bull. 16, U. S. Nat. Mus. 716, 1896, pl. CXVI, fig. 309, 1900.

Body slightly compressed, its greatest depth one twentieth of total length, its greatest width about one twenty-eighth of the same; free part of tail somewhat depressed, quadrate, its depth one third of greatest height of body; caudal carinae moderate, black; head somewhat depressed above, striated, with a broad, shallow median groove which expands posteriorly into a wide, somewhat depressed triangular area, length of head contained three and one fourth times in total length without caudal; superciliary region sharply striated; snout equal to maxillary, one fifth of total length, and three times postorbital part of head; mandible slightly shorter than distance from snout to nape, 10 times vertical diameter of eye, and projecting beyond tip of upper jaw; eye equal to width of interorbital area and one eighth of length of head; teeth large, sharp, not very close, maxillary teeth about 60, the largest one sixth as long as the eye; mandibular teeth about 60, the largest one ninth as long as the eye; no vomerine teeth; dorsal origin at a distance from tip of snout equal to two and one fifth times length of head, slightly behind anal origin, length of dorsal base five times long diameter of eye, greatest height of dorsal fin equal to greatest width of head, and contained seven and one half times in length of head, last dorsal ray about one third of anterior rays; anal base terminating anteriorly to end of dorsal at a distance equal to length of first dorsal ray; ventral origin midway between front of orbit and base of middle caudal rays, length of ventrals one seventh

of length of head; length of pectoral slightly greater than that of postorbital part of head; caudal forked, the lower rays about one fourth longer than the upper. D. 23-24; A. 21-22; P. 13; V. 5; B. 12. Scales in lateral line (estimated) 380.

Above deep green, below silvery white, opercles and cheeks silvery white, anterior rays of dorsal and pectoral fins blackish, caudal carinae also blackish.

"The houndfish, as it is called in Bermuda, is a graceful, active species attaining to the length of 3 feet or more. It frequents swift tide courses, where it preys upon small fishes, particularly the schools of silversides and anchovies. It takes the hook well." *Goode*

The species occurs in the West Indies and sometimes strays northward as far as Buzzards bay in summer; it was first described from Martinique. Individuals have been recorded from Beaufort N. C.

Family HEMIRHAMPHIDAE

Balaos

Genus HYPORHAMPHUS Gill

Body elongate, moderately compressed, the sides of the body not vertical, but more or less convex; the dorsal outline parallel with that of the belly; upper jaw short, lower jaw prolonged into a slender beak, bordered with membrane, this beak shorter in the young; premaxillaries forming a triangular plate, the teeth of which fit against the toothed part of the mandible; maxillaries joined to premaxillaries; teeth feeble, mostly tricuspid; gill rakers rather long; head covered above with large, shieldlike scales; scales large, deciduous; no finlets; caudal fin more or less forked, the lower lobe the longer; dorsal and anal similar, opposite each other, not modified in the males, last ray of dorsal usually short; ventrals small, inserted well forward, nearly midway between opercle and base of caudal. Oviparous. Air bladder large, simple, not cellular. Young with the lower jaw short. Sides in our species with a distinct silvery band, as in *Atherina*. Species numerous, in all warm seas,

going in large schools, but usually remaining near shore, feeding chiefly on green algae. Size comparatively small.

161 *Hyporhamphus roberti* (Cuv. & Val.)

Halfbeak

Hemirhamphus roberti CUVIER & VALENCIENNES, Hist. Nat. Poiss. XIX, 24, 1846, Cayenne; GÜNTHER, Cat. Fish. Brit. Mus. VI, 263, 1866; MEEK & GOSS, Proc. Ac. Nat. Sci. Phila. 223, 1884; BEAN, Bull. U. S. F. C. VII, 147, pl. III, fig. 16, 1888; 19th Rept. Commrs. Fish. N. Y. 274, 1890.

Hemirhamphus unifasciatus JORDAN & GILBERT, Bull. 16, U. S. Nat. Mus. 376, 1883.

Hyporhamphus roberti JORDAN & EVERMANN, Check-List Fish. N. A. 321, 1896; Bull. 47, U. S. Nat. Mus. 721, 1896, pl. CXVII, fig. 312, 1900; BEAN, 52d Ann. Rept. N. Y. State Mus. 100, 1900.

Body compressed, elongate, its greatest depth one eighth of total length to caudal base, its greatest width equal to post-orbital part of head; caudal peduncle short and deep, its least depth equal to eye. From eye to end of upper jaw equals one third the distance from end of upper jaw to hind margin of opercle. Head including lower jaw three eighths of total length without caudal, without projecting part of lower jaw two elevenths of the same; eye equal to interorbital width, about one eighth of length of head (one fourth of head to end of upper jaw); projecting part of lower jaw a little longer than rest of head; dorsal origin over the anal origin, 34 rows of scales between it and the nape, base of dorsal equal to eye and postorbital part of head combined, longest dorsal ray equal to postorbital part of head, last dorsal ray less than one half the longest, and about two thirds of the eye; anal base slightly shorter than dorsal base, longest anal ray slightly longer than postorbital part of head, last anal ray one half of eye; ventral origin about midway between eye and base of caudal, the fin about as long as the postorbital part of head; pectoral base high, on the level with the eye, the fin about as long as upper jaw and eye combined; caudal fin symmetrically forked, the middle rays two thirds as long as the external, and nearly twice as long as the eye (from end of scales only a little longer than the eye); dorsal and anal fins densely scaled; lateral line com-

mencing at the isthmus, running close to the ventral edge of the body to the origin of the ventrals, where it rises slightly and is discontinued over the end of the anal base. D. ii, 13; A. i, 15; V. i, 6; P. 10; B. 12. Scales 7-54; vertebrae 34+17=51.

Translucent green above; the scales above with dark edges; a narrow silvery band, about one half the width of eye, along the side from axil of pectoral to base of caudal; tip of lower jaw crimson in life and with a short filament; three narrow dark streaks along middle of back; anterior part of dorsal and anal and tips of caudal dusky, almost black; peritoneum black.

The halfbeak is occasionally found on our northern coast to Cape Cod, but appears to have been unknown to Mitchill and De Kay. The species ranges southward to the Gulf of Mexico. We found 12 small examples Oct. 1, 1890, at Fire island. Two young examples were taken in Great Egg Harbor bay in 1887, and a larger one, $6\frac{1}{4}$ inches long, was taken in the same locality. According to B. A. Bean this fish was not abundant in the Chesapeake, at Cape Charles, Va., during September 1890.

The halfbeak is a rare fish in New York waters. It attracts attention because of the great inequality in the length of the jaws, the lower jaw being many times as long as the short upper jaw. One of the most striking color marks of this fish is the crimson tip of the lower jaw. The body is silvery, darker on the back, and has a distinct silvery lateral stripe.

In 1898 the writer collected this species for the New York state museum in small numbers in Great South bay, during August and September. Only one adult was obtained. The localities are: south side Great South bay, Clam Pond cove, and Horsefoot creek. This fish, like the silver gar, is readily taken at night by means of a lantern. The light dazes the fish, so that it does not see the net.

Genus *EULEPTORHAMPHUS* Gill

This genus consists of pelagic species related to *Hemirhamphus*, the body much more slender and greatly compressed, and the pectorals very long, approaching those of the flying fishes. Ventrals small, inserted posteriorly. Air blad-

der not described, probably cellular. One species in our limits.

162 *Euleptorhamphus velox* Poey (?)

Slender Halfbeak

Euleptorhamphus velox POEY, Syn. Pisc. Cubens, 383, 1867, Cuba; JORDAN & EVERMANN, Bull. 47, U. S. Nat. Mus. 724, 1896.

?*Hemirhamphus longirostris* GÜNTHER, Cat. Fish. Brit. Mus. VI, 276, 1866.

Euleptorhamphus longirostris PUTNAM, Proc. Bost. Soc. Nat. Hist. 238, 1870.

Hemirhamphus (Euleptorhamphus) longirostris JORDAN & GILBERT, Bull. 16, U. S. Nat. Mus. 377, 1883.

Body much compressed, elongate, its greatest depth one eleventh of total length from tip of upper jaw to base of caudal; greatest width of head equal to long diameter of eye; least depth of caudal peduncle two thirds of eye; snout equal to eye, three and one third in head (length of head here is from tip of upper jaw to hind margin of opercle); length of head including lower jaw two fifths of total to base of caudal, the lower jaw projecting beyond upper a distance equal to three times rest of head; eye three in head, greater than interorbital width; dorsal origin at a distance from tip of snout equal to four and two thirds times length of head (without lower jaw), dorsal base equal to nearly three times height of body, longest dorsal ray two thirds length of head; the anal begins under the third ray of the dorsal, its base two and one third times height of body, its longest ray equal to height of body; ventral short, slightly shorter than eye, three and two thirds in head, extending nearly half way to anal origin; pectorals long, reaching half way from pectoral origin to anal origin, nearly twice as long as the head; caudal lobes very unequal, the upper much shorter than the lower. D. 22; A. 21; V. 6; P. 7, the upper very broad and long, the others slender. The back with a very thin edge. Color light brown above, the sides from the upper edge of the pectoral base downward bright silvery, this extending also on the head.

The species is found in the West Indies; it has been taken at Newport R. I., and at Cape Cod. It reaches a length of 18 inches. The *Hemirhamphus macrorhynchus* of

Cuvier and Valenciennes, taken in the south Pacific, appears to be closely related.

Family **SCOMBERESOCIDAE**

Sauries

Genus **SCOMBERESOX** Lacépède

Body elongate, compressed, covered with small, thin, deciduous scales, the general aspect being that of a mackerel; both jaws in the adult more or less prolonged, forming a slender beak, the lower jaw always the longer, teeth very feeble, pointed, maxillaries joined fast to premaxillaries; pectoral and ventrals small; dorsal and anal low, similar to each other, each with four to six detached finlets, as in the Scombridae; gill rakers numerous, long and slender; pharyngeal bones essentially as in *Exocoetus*, fourth upper pharyngeal on each side wanting or fused with the third, third pharyngeal greatly enlarged, separate from its fellow, covered with tricuspid teeth, second with simple teeth, first toothless, lower pharyngeals united, forming a triangular bone with concave surface, covered with tricuspid teeth; into the hollow of this bone the upper pharyngeals fit.

Pelagic fishes, swimming close to the surface in large schools in temperate regions. They bear strong analogic resemblances to the mackerels in form, color and habits, as well as in the dorsal and anal finlets. The significance of these resemblances is unknown.

Young with the jaws short, precisely as in the genus *Cololabis*, but lengthening with age, which is not the case in *Cololabis*. Air bladder large.

Atlantic.

163 *Scomberesox saurus* (Walbaum)

Saury; Skipper

Esox saurus WALBAUM, Artedi. Gen. Pisc. III, 93, 1792, Cornwall.

Scomberesox scutellatum LE SUEUR, Jour. Ac. Nat. Sci. Phila. II, 132, 1821, Newfoundland.

Scomberesox equirostrum LE SUEUR, Jour. Ac. Nat. Sci. Phila. II, 132, 1821.

- Scomberesox storei* DE KAY, N. Y. Fauna, Fishes, 229, pl. 34, fig. 111, 1842, New York; STORER, Hist. Fish. Mass. 137, pl. XXIV, fig. 4, 1867.
- Scomberesox saurus* FLEMING, Brit. Anim. 184; GÜNTHER, Cat. Fish. Brit. Mus. VI, 257, 1866; GOODE & BEAN, Bull. Essex Inst. XI, 21, 1879; JORDAN & GILBERT, Bull. 16, U. S. Nat. Mus. 375, 1883; JORDAN & EVERMANN, Bull. 47, U. S. Nat. Mus. 725, 1896, pl. CXVII, fig. 314, 1900.

Body compressed, elongate, its greatest height one ninth of total length to base of caudal; anal equal to eye and postorbital part of head combined; least height of caudal peduncle equal to eye; both jaws slender and produced, the lower longer than upper, the distance from eye to tip of lower jaw equaling one fifth of total to base of caudal; eye one third as long as postorbital part of head, about one fifth of length of upper jaw; small scales on opercle, but none on subopercle; body covered with small scales; dorsal origin at a distance from front of eye equal to five times height of body, dorsal base three times as long as the eye, longest dorsal ray one half as long as postorbital part of head, last dorsal ray equal to eye, five separate finlets behind the dorsal; anal under the dorsal, its base slightly longer, as long as postorbital part of head, longest anal ray equal to longest of the dorsal, last anal ray scarcely equal to eye, six finlets behind the anal; caudal fin deeply forked, symmetric, the outer rays as long as the anal base; ventrals midway between front of eye and base of caudal, length of fin about twice diameter of eye, distance from ventral origin to anal origin equal to length of upper jaw; length of pectoral one fourth the length of head to tip of upper jaw; lateral line containing minute, roundish pores, near the ventral edge, in modified scales which extend obliquely backward. D. 11+v; A. 13+vi; V. i, 5; P. 14. Scales 14-124 (136 to free part of middle caudal rays, 80 rows from axil of pectoral to origin of dorsal); opercle with about 8 rows of scales.

Back brownish to upper level of eye; sides with a silvery band, nearly as broad as the eye and almost on the same level; lower parts silvery with a golden tinge overlying it.

The saury grows to the length of 18 inches. It inhabits the temperate parts of the Atlantic in Europe and the United

States, congregating in schools in the open seas, where it is preyed on by porpoises, tunny, bonito, cod, bluefish and other predaceous animals. At Provincetown Mass., according to Storer, large quantities are yearly thrown on the shore, but they are considered worthless, while on other parts of Cape Cod they are taken in immense numbers, and are considered very nutritious food.

The saury, or skipper, is migratory, arriving on our coast in summer and departing on the approach of cold weather. It is a surface swimmer and, therefore, is particularly liable to the attacks of voracious fishes. Couch says:

It is sometimes seen to rise to the surface in large schools and fly over a considerable space. But the most interesting spectacle, and that which best displays their great agility, is when they are followed by a large company of porpoises, or their still more active and oppressive enemies, the tunny and bonito. Multitudes then mount to the surface and crowd on each other as they press forward. When still more closely pursued, they spring to the height of several feet, leap over each other in singular confusion, and again sink beneath. Still further urged, they mount again and rush along the surface by repeated starts for more than 100 feet, without once dipping beneath, or scarcely seeming to touch the water. At last the pursuer springs after them, usually across their course, and again they all disappear together. Amidst such multitudes—for more than 20,000 have been judged to be out of the water together—some must fall a prey to the enemy; but, so many hunting in company, it must be long before the pursuers abandon. From inspection we should scarcely judge the fish to be capable of such flights, for the fins, though numerous, are small and the pectorals far from large, though the angle of their articulation is well adapted to raise the fish by the direction of their motions to the surface. Its power of springing, therefore, must be chiefly ascribed to the tail and the finlets. It rarely takes bait; and, when this has happened, the boat has been under sail, the men fishing with a "lash," or slice of mackerel made to imitate the living body.

The skipjack is frequently seen springing above the surface on our coasts, and no doubt at such times it is pursued by bluefish, bonito and, probably, mackerel or cod.

Family EXOCOETIDAE

Flying Fishes

Genus EXOCOETUS (Artedi) Linnaeus

Body elongate, broad above, somewhat compressed; head short, blunt, narrowed below; mouth small; jaws very short, about equal; chin without barbel; maxillaries not joined to the premaxillaries; teeth very feeble or wanting; eyes large; gill rakers moderate; scales large, deciduous; no finlets; dorsal fin short, opposite anal; caudal widely forked, the lower lobe the longer; pectoral fins very long, reaching past the beginning of the anal, and serving as organs of flight, their great size enabling these fishes to sustain themselves in the air for some time; ventral fins large, posteriorly inserted, also used as organs of flight; air bladder very large; no pyloric caeca. Species numerous in all warm seas, living mostly in the open water and swimming in large schools.

Subgenus EXOCOETUS

164 *Exocoetus volitans* Linnaeus*Flying Fish*

- Exocoetus volitans* LINNAEUS, Syst. Nat. ed. X, 316, 1758; JORDAN & MEEK, Proc. U. S. Nat. Mus. 57, 1885; JORDAN & EVERMANN, Bull. 47, U. S. Nat. Mus. 734, 1896, pl. CXVIII, fig. 318, 1900.
Exocoetus rubescens RAFINESQUE, Amer. Month. Mag. II, 205, January, 1818, Banks of Newfoundland.
Exocoetus affinis GÜNTHER, Cat. Fish. Brit. Mus. VI, 288, 1866.
Exocoetus melanurus JORDAN & GILBERT, Bull. 16, U. S. Nat. Mus. 379, 1883.
Exocoetus exiliens JORDAN & GILBERT, op. cit. 380 and 904, 1883.

The height of the body is nearly one sixth of the total length without caudal, the length of the head one fourth. The depth of the head equals the distance from the tip of the snout to the hind margin of the orbit. Snout little produced, shorter than eye, which is two sevenths to one third as long as the head; interorbital space flat or slightly concave, slightly greater than diameter of eye; width of body at pectoral base four sevenths of length of head; dorsal origin opposite anal origin, length of longest dorsal ray two fifths of length of head; anal fin long, its

longest ray one third of length of head; pectoral fin reaching slightly beyond dorsal and anal, its length five sevenths of that of the body; ventral origin midway between the eye and the base of caudal, the fin reaching beyond the middle of the anal base, its length two sevenths of length of body. D. 11-13; A. 11-13. Scales 55 (30 to 35 rows between occiput and dorsal origin; 25 rows before ventrals), 6 rows between the origin of dorsal and the lateral line.

Pectoral fin with an oblique white blotch across its lower half, and with a narrow whitish edge; ventrals grayish or whitish, with a slight dusky shade in the axil; dorsal and anal without dark markings.

The flying fish is found in open seas on the Atlantic coast; it extends northward to the Grand Banks of Newfoundland; it is known also in southern Europe, and in the Pacific and the Indian ocean.

The flight of the flying fish has been much discussed, for and against; but no doubt remains in the minds of those who have seen the action at close range that the flight is genuine. Not only can the fish start from the water and rise into the air, but it can also change its direction suddenly at will, to escape its pursuers, and it has been observed to hover like a humming bird or a great moth and then dart off suddenly out of reach of the net thrust out to secure it. Such an occurrence took place at Woods Hole Mass., some years ago in the presence of the writer.

The flying fish is an excellent food fish, but does not come to our markets frequently, because of its habitat in the open sea. It comes aboard vessels occasionally in storms or when trying to escape from its enemies, and is highly prized by its captors.

The species reaches the length of 1 foot.

Subgenus *CYPSSELURUS* Swainson

165 *Exocoetus heterurus* Rafinesque

Flying Fish

Exocoetus heterurus RAFINESQUE, Caratteri Alc. Nuov. Gen. 58, 1810, Palermo; JORDAN & MEEK, Proc. U. S. Nat. Mus. 59, 1885; JORDAN & EVERMANN, Bull. 47, U. S. Nat. Mus. 735, 1896.

Exocoetus comatus MITCHILL, Trans. Lit. & Phil. Soc. N. Y. 418, pl. V, fig. 1, 1815. New York.

Exocoetus noveboracensis MITCHILL, Trans. Lit. & Phil. Soc. N. Y. I, pl. V, fig. 3, 1815; Amer. Month. Mag. II, 323, March, 1818; DE KAY, N. Y. Fauna, Fishes, 230, pl. 36, fig. 114, 1842, near New York; JORDAN & GILBERT, Bull. 16, U. S. Nat. Mus. 904, 1883.

Body slender, its greatest depth contained from five to five and one third times in the total length without caudal; length of head contained four and two thirds in total to base of caudal; the snout slightly shorter than eye, its length three and three fourths times in head, while that of the eye is contained three and one fifth times; dorsal origin in advance of anal origin, dorsal base from one and one half to two times as long as anal base; first ray of pectoral simple, second divided, third and fourth rays longest, extending to last ray of dorsal and contained one and four ninth times in total length without caudal; ventral origin midway between eye and base of caudal fin, the ventrals reaching last ray of anal, the length contained two and three fourth times in length of body. The lower caudal lobe is three fifths longer than the upper, which is equal in length to the height of the body. D. 14; A. 9; P. 15; V. 6. Scales 58-63, 33 rows before the dorsal fin, 7 rows between the dorsal origin and the lateral line; vertebrae $31+14=45$.

Pectoral fins grayish brown with a broad whitish margin, an oblique white band on their lower half; dorsal and anal uniform grayish without bands; ventrals whitish, slightly dusky in the axils.

The species grows to the length of 15 inches. The young often have a long barbel at the chin, this disappearing entirely in the adult.

Dr Mitchill described a specimen, 1 foot long, which was taken in a seine near New York.

This flying fish inhabits the Atlantic ocean and is most abundant in the tropical parts, but strays northward to England and to the banks of Newfoundland.

166 *Exocoetus furcatus* (Mitchill)*Flying Fish*

Exocoetus furcatus MITCHILL, Trans. Lit. & Phil. Soc. N. Y. I, 449, pl. V, fig. 2, 1815; DE KAY, N. Y. Fauna, Fishes, 231, 1842.

Exocoetus nuttalli LE SUEUR, Jour. Ac. Nat. Sci. Phila. 10, pl. IV, fig. 1, 1821, Gulf of Mexico; GÜNTHER, Cat. Fish. Brit. Mus. VI, 286, 1866.

Cypselurus furcatus JORDAN & GILBERT, Bull. 16, U. S. Nat. Mus. 380, 1883.

Exocoetus furcatus GÜNTHER, Cat. Fish. Brit. Mus. VI, 286, 1866; JORDAN & MEEK, Proc. U. S. Nat. Mus. 61, 1885; JORDAN & EVERMANN, Bull. 47, U. S. Nat. Mus. 737, 1896.

Body slender, compressed, moderately elongate, its depth contained five and one fourth times in total length without caudal; head not very broad, much narrowed forward, its length contained four and one half times in total without caudal; the snout rather pointed, more compressed than in other species; inter-orbital area flat, its width at anterior margin of orbit equal to diameter of eye, which is one third of length of head; mouth small, maxillary not reaching orbit, its length four and three fourths in head, mandible two and one half in head; snout four and one fifth in head; eye one third of length of head; pectoral fin long and broad, its length one and two ninths in length of body, extending to 10th ray of dorsal, first pectoral ray simple, slightly more than one half the length of fin, second ray divided, third and fourth rays longest; ventral origin midway between hind margin of eye and base of caudal, ventrals long, four ninths of length of body, their tips reaching almost to caudal fin; dorsal fin rather high, its longest ray two thirds as long as the head, its base nearly equal to head; anal fin inserted farther back than dorsal, its base three fifths as long as dorsal base, its longest ray one half as long as the head; lower caudal lobe two sevenths as long as the body. D. 13; A. 9 to 10. Scales in lateral line 46; about 29 rows in advance of dorsal fin and about 23 on the lateral line in advance of the ventrals; 8 rows between the dorsal origin and the lateral line.

Brownish above, silvery below; the lower posterior half of pectorals black, the upper pectoral rays with a broad white band, the tips of the rays whitish, other parts marbled with

black; the ventrals black except on two outer rays, on inner ray, and a small spot on next two inner rays, about one fourth distance from ventral origin; axil of ventrals pale. Günther describes the ventral as having the posterior part black. Three black spots on dorsal fin and three blackish cross bands on the lower caudal lobe, a black spot on tips of third, fourth, fifth, and sixth rays of the anal, or the lower part of the fin sometimes black.

The species grows to the length of 6 inches. Young individuals have barbels at the symphysis of the lower jaw, which vary in length and disappear with age. The fish is found abundantly in warm seas, ranging north to Cape Cod and to the Mediterranean. Specimens have been taken at Newport R. I.

Dr Mitchill described the species from an example 3 inches long. His specimen had two barbels, each half an inch long. The eyes, according to his description and figure, are very much larger than in *Exocoetus heterurus*.

167 *Exocoetus gibbifrons* CUV. & VAL.

Exocoetus gibbifrons CUVIER & VALENCIENNES, Hist. Nat. Poiss. XIX, 118, 1846, Atlantic; JORDAN & MEEK, Proc. U. S. Nat. Mus. 65, 1885; JORDAN, Proc. U. S. Nat. Mus. 528, 1886; JORDAN & EVERMANN, Bull. 47, U. S. Nat. Mus. 741, 1896.

Body robust, little compressed, its greatest depth one sixth of the total length without caudal; head rather short, inter-orbital area slightly concave, about one fourth wider than eye; profile of snout convex, descending more abruptly than in any other American species, making a decided curve downward; snout rather blunt, one fourth as long as the head; length of head contained four and three fifth times in total without caudal; maxillary two ninths as long as head; pectoral fins rather broad and long, two thirds of total without caudal, their tips reaching to tips of last rays of dorsal, first ray of pectoral simple, its length five elevenths of length of fin, second pectoral ray simple, about one half longer than first ray, third pectoral ray divided, fourth ray longest; ventral origin midway between hind margin of eye and root of caudal, length of ventrals about one third of total without caudal, the fin reaching to last anal

ray; dorsal origin far in advance of anal origin, longest dorsal ray five elevenths of length of head; anal base five eighths as long as dorsal base, longest anal ray one third of length of head; least depth of caudal peduncle contained three and one fifth times in length of head, the lower caudal lobe two sevenths of total length without caudal. D. 12; A. 8. Scales before dorsal 30; before ventrals 25; between dorsal origin and lateral line 7.

Color brown above, silvery below; on each scale on the upper part of the body a darker brown spot near its posterior extremity, which gives the appearance of a dark brown streak along each row of scales; pectorals uniformly brown, or greenish brown; ventrals dusky, nearly black mesially, the posterior part of the fin still darker; no dark markings on dorsal or anal fins; caudal dusky, plain.

Atlantic ocean, two specimens known, both examined by Dr Jordan, from whose description the above was taken. One individual was secured by Samuel Powell at Newport R. I.; the other was obtained by Dussumier in the Atlantic ocean and by him presented to the Museum of Natural History at Paris. This example is 9 inches long.

Order HEMIBRANCHII

Half-gills

Family GASTEROSTEIDAE

Sticklebacks

Genus EUCALIA Jordan

Fresh-water sticklebacks, feebly armed, the skin not mailed, the dorsal spines few and nondivergent, the gill membranes forming a free fold across the isthmus, pubic bones fully united. One species known.

168. *Eucalia inconstans* (Kirtland)

Brook Stickleback

Gasterosteus inconstans KIRTLAND, Bost. Jour. Nat. Hist. III, 273, pl. II, fig. 1, 1841, brooks of Trumbull County, Ohio; STORER, Syn. Fish. N. A. 64, 1846; BEAN, Bull. 15, U. S. Nat. Mus. 130, 1879; JORDAN & GILBERT, Bull. 16, U. S. Nat. Mus. 394, 1883.

Eucalia inconstans JORDAN, Proc. Ac. Nat. Sci. Phila. 65, 1877; EIGENMANN, Proc. Ac. Nat. Sci. Phila. 238, 1886; BEAN, Fishes Penna. 98, 1893; JORDAN & EVERMANN, Bull. 47, U. S. Nat. Mus. 744, 1896; EVERMANN & KENDALL, Rept. U. S. Commr. Fish & Fisheries for 1894, 599, 1896, Franklin County, Vermont.

The body is more elongated than in the other sticklebacks described, and stouter, the caudal peduncle has no keel, and the skin is entirely smooth. The ventral spines and pubic bones are very small, the latter concealed under the skin. The thoracic processes are covered by the skin, slender and widely separated. The dorsal spines are short, nearly equal in length, placed in a straight line, the anterior spines shortest. The ventral spines are small and serrated. The depth equals one fourth and the head two sevenths of the total length without caudal. D. III-IV, I, 10; A. I, 10. Males in the breeding season are jet black, tinged entirely with coppery red. The females and young are greenish, variegated with darker.

The brook stickleback occurs in the fresh waters from New York westward to Dakota and is said to extend north to Greenland. A variety from Cayuga lake has been described by Dr Jordan. It has the ventral spines longer than the pubic bones.

In Pennsylvania the brook stickleback inhabits the Ohio valley. In New York it occurs only in the western part, being specially abundant in the Lake Ontario region. The U. S. Fish Commission has specimens from Salt brook, $1\frac{1}{2}$ miles above Nine Mile point, June 11, 1893, Mill creek, Sacket Harbor, July 2, Cape Vincent, July 2, Black river, Huntingtonville, July 5, Three Mile creek, Oswego, July 27, Four Mile creek, Nine Mile point, near Webster, August 9, and Long Pond, Charlotte, August 17. Evermann and Bean collected it also July 28, 1894, at Saranac river, Plattsburg. Dr Meek found it common in standing and sluggish water on the flats of Cayuga lake basin. John W. Titcomb obtained it from a small brook in Franklin county, Vt., the outlet of Franklin pond, a tributary of Pike river, which flows into Missisquoi bay.

It grows to a length of $2\frac{1}{2}$ inches, and has no value as food, but is an interesting aquarium fish. It is however extremely

pugnacious, and, when these fish are kept in confinement, great mortality is caused by their quarrels. The species is abundant in small streams, where it secretes itself among aquatic plants and is always alert to attack small fishes and insects. Specimens have recently been obtained from an artesian well in South Dakota, the well having a depth of 700 feet. From this great depth the fish were brought up in full strength and vigor, and they were kept in an aquarium several months afterward. A similar occurrence has been recorded by Mrs Eigenmann, in the *Proceedings of the National Museum for 1883*, p. 217, of Williamson's stickleback at San Bernardino Cal. The well in this case was only 191 feet deep. There is no doubt that the fish reach the wells through streams which become subterranean in a certain part of their course.

This species is a nest-builder and is vigorous in the defense of its eggs and young.

This fresh-water stickleback appears to live better in balanced tanks than in flowing water and is not hardy in captivity. It feeds readily on chopped hard clams and *G a m m a r u s*, the latter being one of its natural foods.

169 *Eucalia inconstans cayuga* Jordan

Cayuga Lake Stickleback

Eucalia inconstans cayuga JORDAN, Man. Vert. ed. 1, 249, 1876, Cayuga Lake, Ithaca, N. Y.; MEEK, Ann. N. Y. Acad. Sci. IV, 312, 1888; JORDAN & EVERMANN, Bull. 47, U. S. Nat. Mus. 744, 1896.

According to Dr Jordan, this variety has longer ventral spines than the common brook stickleback, these being as long as the pubic bones (two thirds as long in *i n c o n s t a n s*). The size is generally smaller, but the fin rays are the same as in *i n c o n s t a n s*.

The variety occurs in small brooks and in the lakes about Ithaca and Syracuse N. Y.

Genus **PYGOSTEUS** Brevoort

This genus is characterized by the presence of 9 to 11 divergent spines and by the weakness of its innominate bones.

As in *Eucalia*, the gill membranes form a broad fold across the isthmus. Vertebrae 14+18=32. Species two, in northern regions, the following cosmopolitan; a second, *Pygosteus sinensis* Guichenot, from China.

170 *Pygosteus pungitius* (Linnaeus)

10 spined Stickleback

Gasterosteus pungitius LINNAEUS, Syst. Nat. ed. X, 296, 1758, Europe; GÜNTHER, Cat. Fish. Brit. Mus. I, 6, 1859; STORER, Hist. Fish. Mass. 43, pl. VIII, fig. 5, 1867; BEAN, Bull. 15, U. S. Nat. Mus. 133, 134, 1879; JORDAN & GILBERT, Bull. 16, U. S. Nat. Mus. 393, 1883; BEAN, 19th Rept. Commrs. Fish. N. Y. 244, 1890.

Gasterosteus occidentalis DE KAY, N. Y. Fauna, Fishes, 68, pl. 42, fig. 135, 1842; STORER, Syn. Fish. N. A. 63, 1846.

Gasterosteus concinnus RICHARDSON, Fauna Bor.-Amer. III, 57, 1836, Saskatchewan River and Great Bear Lake.

Gasterosteus nebulosus AGASSIZ, Lake Superior, 310, pl. IV, fig. 2, 1850.

Pygosteus pungitius EIGENMANN, Proc. Ac. Nat. Sci. Phila. 235, 1886; JORDAN & EVERMANN, Bull. 47, U. S. Nat. Mus. 745, 1896; BEAN, 52d Ann. Rept. N. Y. State Mus. 100, 1900.

Body moderately elongate and compressed, its greatest depth one sixth of total length to base of caudal rays, its width one tenth of the same length and two fifths of the length of the head. The head is one fourth of total length to base of caudal, its width contained two and one third times in its length; the length of the snout equals the width of the interorbital space, and nearly one fourth the length of the head; the upper jaw is slightly more than one fourth the length of head, and the mandible is nearly as long as the eye, which is contained about three and one fourth times in length of head. The spinous dorsal is inserted at a distance from tip of snout equal to two sevenths of total length without caudal; its base is a little longer than the head; its first and second spines equal, and one fourth as long as the head; its last spine less than one fifth as long as the head. The base of the soft dorsal is three times as long as the mandible; the antecedent spine is as long as the mandible; the first ray is longest, and is twice as long as the upper jaw. The anal origin is twice as far from tip of snout as the spinous dorsal; the anal base is twice as long as the middle caudal

rays, and equals twice width of body; the first anal spine is about equal to one half the depth of body; the first anal ray longest and one half as long as the head. The middle caudal rays equal width of head and about three sevenths of length of head; the external rays are slightly more than one half the length of head; the length of the caudal peduncle equals three times the length of last dorsal spine; the least height of the peduncle is contained seven and one third times in length of head. The pectoral is twice as long as the mandible; the ventral is at a distance from tip of snout equal to three times length of ventral spine; the ventral spine is usually about two fifths as long as the head, or somewhat more. The dorsal spines are all in the same line in a furrow, but they diverge so as to form a zigzag series. Pubic bone weak, lanceolate, not serrate, its length about two fifths head; ventral spines slender, pungent, serrulate above and below; gill membranes free from isthmus behind, gill rakers long and slender; caudal fin lunate, slightly emarginate. D. VII to XI, I, 9; A. I, 8. Color brownish above, the upper part of sides with numerous darker blotches simulating bands, lower parts silvery, pubic and thoracic regions often black. Length 3 inches.

The 10 spined stickleback inhabits the northern parts of Europe, the Atlantic coast of America from Long Island to the Arctic ocean; also tributaries of the Great lakes and northward into British America and Alaska. In the Arctic fresh waters it is represented by a form with shorter ventral spine, smaller eye, lower fins, and other characters.

Notwithstanding its small size, this fish serves a very useful purpose as food for the salmon and trout, and arctic explorers have utilized it in vast numbers for feeding their dogs. Occurring as it does in shallow fresh-water lagoons in summer, apparently landlocked, and freezing solidly in winter, it has always been a mystery how it survives.

This stickleback is less abundant in Gravesend bay than the two spined and three spined species. In Great South bay it is known as the thornback. In 1890 it was seen only once. In

1898 the state museum obtained a few specimens from Shinnecock bay, Peconic bay and several stations in Great South bay.

This species appears to run upstream farther than the others. In the aquarium it often attacks fish and tears their fins into shreds. During the breeding season the male becomes of a rosy hue beneath. It is a hardy fish, enduring captivity better than the other species. Often found in pools in the woods where seemingly no other fish occur. (After Eugene Smith¹)

Genus **GASTEROSTEUS** (Artedi) Linnaeus

Sticklebacks with the innominate bones coalescent on the median line of the belly, behind and between the ventral fins, forming a triangular or lanceolate plate. Gill membranes united to the isthmus; tail slender, and usually keeled; skin variously covered with bony plates; dorsal spines three in number, strong, with nondivergent bases. Species numerous. Fresh waters and shores of all northern regions; the species highly variable, those found in the sea usually with the body completely mailed, the fresh and brackish water forms variously mailed or even altogether naked.

171 *Gasterosteus bispinosus* Walbaum

Two-spined Stickleback

Gasterosteus bispinosus WALBAUM, Artedi, Gen. Pisc. III, 450, 1792; JORDAN & GILBERT, Bull. 16, U. S. Nat. Mus. 396, 1883; JORDAN & EVERMANN, Bull. 47, U. S. Nat. Mus. 748, 1896, pl. CXIX, fig. 320, as *aculeatus*, 1900; EUGENE SMITH, Proc. Linn. Soc. N. Y. 31, 1898; BEAN, 52d Ann. Rept. N. Y. State Mus. 100, 1900.

Gasterosteus aculeatus GOODE & BEAN, Bull. Essex Inst. XI, 5, 1879; JORDAN & GILBERT, Bull. 16, U. S. Nat. Mus. 395, 1883; BEAN, Fishes Penna. 98, 1893; nct of Linnaeus.

Gasterosteus neboracensis DE KAY, N. Y. Fauna, Fishes, 66, pl. 6, fig. 17, 1842.

Gasterosteus biaculeatus MITCHILL, Trans. Lit. & Phil. Soc. N. Y. I, 430, pl. I, fig. 10, 1815, New York; DE KAY, N. Y. Fauna, Fishes, 65, pl. 3, fig. 8, 1842, New York and Hudson River to Albany; STORER, Syn. Fish. N. A. 62, 1846; Hist. Fish. Mass. 40, pl. VIII, figs. 2, 3, 1867.

The body is fusiform, moderately elongate and compressed; the caudal peduncle is short and slender and distinctly keeled. The height of the body is less than the length of the head and

¹ Linn. soc. N. Y. Proc. 1897. no. 9, p. 30-31.

about one fourth of the total without caudal. The eye is one fourth as long as the head. The sides are covered by about 33 bony plates. The processes from the shoulder girdle cover the breast except a small naked area between them. At the base of each dorsal spine is a large rough bony plate to which the spine is hinged in such a way that it may be fixed and immovable at the will of the fish. The pelvic bone is lanceolate. A cusp at the base of the ventral spine. The spines are all closely serrated, those in front of the anal and soft dorsal smallest. D. II, I, 11-13; A. I, 9.

The living fish is greenish olive, lighter on the sides, the lower parts silvery. The gill covers are silvery with dusky spots; the iris silvery; pupil black; fins pale; the ventral membrane sometimes red.

The two spined stickleback or burn stickle is found on both sides of the Atlantic, its range on our coast extending southward at least to New Jersey and northward to Labrador. This is the largest of the sticklebacks and is said to grow to a length of 4 inches. In the North Pacific and Bering sea there is a related species, *G. cataphractus* Pallas, which has been styled the salmon killer. In Pennsylvania Mr Seal has found this fish abundant in pools and ditches along the Delaware.

De Kay found this stickleback in the salt creeks about New York and in the Hudson river as far up as Albany. The state museum obtained it in 1898 in Shinnecock bay, July 22, and in Scallop pond, Peconic bay, July 28. It is not common in summer. The following notes are from an article by Eugene Smith of Hoboken.

Exceedingly common in the tidal creeks in the spring. The nest of this fish is made on and in the sand with the aid of bits of straw, weeds, etc. After the female has deposited the eggs, the male stands over the nest and fans it with the pectorals, only leaving to get food, or to resent an intrusion; he often kills the female with whom he has paired. During this time the male is red below and bluish and greenish above, with indistinct darker bars. After the spawning season is over, they seem to die off, at least they do in captivity. With proper attention the young can be raised to quite a size.

The two spined stickleback thrives and breeds in captivity, but will not endure extreme heat in summer, and the adults will eat their young.

Genus **APELTES** De Kay

Body moderately elongate, somewhat compressed, the back elevated at the beginning of the soft dorsal fin, thence declining in nearly a straight line to tip of snout; tail very slender, not keeled; no bony dermal plates, the skin naked; innominate bones not joined on the median line but separated, forming a bony ridge on each side of the abdomen, below which the strong ventral spines are depressible; chest mostly bony; bare area in front of pectorals small, but distinct; gill rakers rather short, gill membranes attached to the isthmus, without free edge; free dorsal spines three, strong, the first the longest, directed to one side, the next two directed toward the other side at different angles, attached spine of dorsal and anal well developed, a bony ridge on each side of the spinous dorsal.

172 *Apeltes quadracus* (Mitchill)

Four spined Stickleback

- Gasterosteus quadracus* MITCHILL, Trans. Lit. & Phil. Soc. N. Y. I, 430, pl. I, fig. 11, 1815, New York; DE KAY, N. Y. Fauna, Fishes, 67, pl. 6, fig. 18, 1842, the generic name *Apeltes* proposed; GÜNTHER, Cat. Fish. Brit. Mus. I, 7, 1859; STORER, Hist. Fish. Mass. 41, pl. VIII, fig. 4, 1867. *Gasterosteus millepunctatus* AYRES, Bost. Jour. Nat. Hist. IV, 294, pl. XII, fig. 3, 1844. Old Mans Harbor, Long Island.
- Apeltes quadracus* GOODE & BEAN, Bull. Essex Inst. XI, 5, 1879; JORDAN & GILBERT, Bull. 16, U. S. Nat. Mus. 396, 1883; BEAN, 19th Rept. Commrs. Fish. N. Y. 244, 1890; Fishes Penna. 99, 1893; JORDAN & EVERMANN, Bull. 47, U. S. Nat. Mus. 752, 1896, pl. CXX, fig. 322, 1900; EUGENE SMITH, Proc. Linn. Soc. N. Y. No. 9, p. 31, 1898; MEARNs, Bull. Am. Mus. Nat. Hist. X, 318, 1898; BEAN, 52d Ann. Rept. N. Y. State Mus. 100, 1900.

The body is fusiform in shape, the snout pointed and the caudal peduncle slender. The sides are somewhat compressed. The depth of the body equals the length of the head and is one fourth of the total without caudal. D. III-IV, I, 11; A. i, 8. The skin is scaleless. The first dorsal spine is the highest, its length about half that of head.

The living fish has the upper parts greenish brown. Below the lateral line the color is darker and is mottled by the extension upward of the white color of the abdomen. Young specimens have the brown color aggregated into several cross bands, which become indistinct in the adult. The ventral membrane is broad, scarlet in color, giving rise to one of the popular names.

In Great South Bay the four spined stickleback is called thorn-back. This is the "bloody stickleback" of Storer's *Fishes of Massachusetts*. It appears to be the commonest member of its family in this bay in September and early October. We found it common in various parts of the bay at a time when the two spined stickleback, *Gasterosteus bispinosus*, was not once seined, and only a single specimen of the 10-spined, *P. pungitius*, was secured. Localities at which we have collected the species are: Swan creek, Blue Point cove, Blue Point Lifesaving station, Great River beach and Fire Island. The species is most plentiful in brackish streams where there is an abundance of aquatic plants. In 1898 the state museum obtained it from the following additional localities: Shinnecock bay, Peconic bay, Mecox bay, Howell's point, Great South bay, Bellport Lifesaving station, Nichol's point and Fire Island inlet. Examples taken at Patchogue August 24 were in fresh water.

This species reaches a length of 2 inches. It swarms in the shallow waters, specially in the northern part of its habitat, and is particularly plentiful in brackish streams where there are numerous aquatic plants. In salt marshes it is one of the commonest of the little fishes, and it is not uncommon in the mouths of rivers. In Pennsylvania Prof. Cope records it as abundant in the tide water streams and ditches of the Delaware. It runs up stream into purely fresh water and is commonly associated with the killies in small ditches and pools. This stickleback builds a rudimentary nest of plant bits, and behaves like the above mentioned *P. pungitius* and *G. bispinosus*, in most respects. It is hardy and can be kept all the year

round. I have successfully raised this fish to nearly mature growth. (After Eugene Smith¹)

The remarkable spinning habits of this fish have been described by Prof. John A. Ryder in the bulletin of the U. S. Fish Commission for 1881.

Family FISTULARIIDAE

Cornet Fishes

Genus FISTULARIA Linnaeus

Body extremely elongate, much depressed, broader than deep; scaleless, but having bony plates present on various parts of the body, mostly covered by the skin; head very long, the anterior bones of the skull much produced, forming a long tube, which terminates in the narrow mouth, this tube formed by the symplectic, proethmoid, metapterygoid, mesopterygoid, quadrate, palatines, vomer, and mesethmoid; both jaws, and usually the vomer and palatines also, with minute teeth; membrane uniting the bones of the tube below, very lax, so that the tube is capable of much dilation; post-temporal coossified with the cranium; branchiostegals five to seven; gills four, a slit behind the fourth; gill membranes separate, free from the isthmus, gill rakers obsolete; basibranchial elements wanting, pseudobranchiae wanting; air bladder large; spinous dorsal fin entirely absent, soft dorsal short, posterior, somewhat elevated; anal fin opposite it and similar; caudal fin forked, the middle rays produced into a long filament; pectorals small, with a broad base, preceded by a smooth area as in Gasterosteidae, pectoral ossicles 3; interclavicles greatly lengthened, supraclavicles very small; ventral fins very small, wide apart, abdominal (through partial atrophy of the girdle, by which they lose connection with the interclavicles), far in advance of the dorsal, composed of six soft rays; pyloric caeca few; intestine short; vertebrae very numerous (4+44 to 49+28 to 33), the first four vertebrae very long. Fishes of the tropical seas, related to the

¹Linn. Soc. N. Y. Proc. 1897. no. 9, p. 31.

sticklebacks in structure, but with prolonged snout and different ventral fins. A single genus, with three species.

The bony shields, characteristic of this genus, are the following:

1 A narrow strip along the median line of the back behind the skull (confluent neural spines).

2 The pair of broader lateral dorsal shields are peculiar bones, separated processes of the occipital bone. These shields are the longest, provided anteriorly with a ridge, which is prolonged and extends far backward between the muscles of the back. This ridge is flexible, and does not interfere with the lateral movements of the fish; it appears to serve as a base for the attachment of muscular fibers.

3 The narrow shield on the side is the postclavicle, its posterior part being dilated and fixed to the lateral dorsal shields.

4 The ventral shields are the interclavicles; their posterior half is broadest, much pitted inferiorly; they are narrower before the middle, leaving a free lanceolate space between them, and are again a little widened anteriorly, where they join the clavicle and urohyal. These plates extend as far backward as the ankylosed vertebrae. (After Jordan and Evermann)

173 *Fistularia tabacaria* Linnaeus

Trumpet Fish

Fistularia tabacaria LINNAEUS, Syst. Nat. ed. X, I, 312, 1758; DE KAY, N. Y.

Fauna, Fishes, 233, 1842; STORER, Syn. Fish. N. A. 191, 1846; GÜNTHER, Cat. Fish. Brit. Mus. III, 529, 1861; JORDAN & GILBERT, Bull. 16, U. S. Nat. Mus. 389, 1883; BEAN, Bull. U. S. F. C. VII, 146, 1888; 19th Rept. Commrs. Fish. N. Y. 273, 1890; JORDAN & EVERMANN, Bull. 47, U. S. Nat. Mus. 757, 1896.

Fistularia neoboracensis MITCHILL, Trans. Lit. & Phil. Soc. N. Y. I, 437, pl. III, fig. 8, 1815.

Fistularia serrata DE KAY, N. Y. Fauna, Fishes, 232, pl. 35, fig. 113, 1842. Massachusetts; STORER, Hist. Fish. Mass. 140, pl. XXV, fig. 1, 1867; GOODE & BEAN, Bull. Essex Inst. XI, 4, 1879, Rockport Mass., not of CUVIER, Règne Anim. ed. 1, 349, 1817.

Body greatly depressed, elongate, its depth about one thirty-fourth of its length to base of caudal and only about two thirds of its width. The middle caudal rays are produced into a thread-

like filament, which is a little longer than the snout. The snout is greatly prolonged, two and three fourths times as long as the rest of the head. Mouth at the end of the long tube oblique, the lower jaw projecting a distance equal to one third of diameter of eye; upper jaw two thirds as long as postorbital part of head; lower jaw nearly twice as long as upper; eye nearly equal in length to upper jaw, about nine and one half in length of head; snout three and two thirds in total length to caudal base; margin of orbit with thin, sharp points in front and behind; dorsal origin at a distance from tip of snout equal to three times length of snout, base of dorsal slightly longer than eye, longest dorsal ray one fourth the length of snout; anal exactly opposite dorsal, its base equally long, its longest ray also equal to longest dorsal ray; ventrals small on a narrow base, their distance from tip of snout and end of external caudal rays nearly equal; pectorals short, on a broad base, their length one half the length of head without the snout; caudal lobes equal, the upper external rays three fifths as long as the head without the snout. D. 14; A. 13; V. 7.

Reddish brown above, with numerous large, oblong, pale blue spots on the sides and back, arranged in series; under surface of head and belly at least to ventral fins, pale and silvery.

The fish was known to Dr Mitchill and described by him from a specimen 14 inches long. We are not informed where he obtained this example, but it was an individual in the fresh condition. Dr De Kay called it the spotted pipefish and takes his account from the report of Dr Mitchill.

The trumpet fish is generally common in the West Indies and neighboring seas, where it is said to reach the length of 6 feet. It is occasionally taken as far north as Cape Cod. It is not common in that region, and is apparently rare in Great South bay, though three examples were taken at Fire island, September 30, and one at Blue Point Lifesaving station, October 7. In Great Egg Harbor bay, N. J. the species is moderately abundant, as the writer seined 25 specimens in August and September 1887.

The species is interesting on account of its peculiar structure, but is without economic value.

Order LOPHOBRANCHII

Tuftgills

Suborder SYNGNATHI

Family SYNGNATHIDAE

Pipefishes

Subfamily SYNGNATHINAE

Genus **SIPHOSTOMA** Rafinesque

Body elongate, very slender, six or seven-angled, not compressed, tapering into a very long tail, the dorsal keels of the trunk not continuous with those of the tail; head slender, tapering into a long, tubelike, subterete snout, which bears the very short, toothless jaws at the end; humeral bones firmly united with the "breast ring;" body covered with a series of bony, keeled, radiated plates, arranged in linear series; dorsal fin distinct, rather short, inserted before or opposite the vent, which is near the middle of the body; caudal fin present, rather small; anal fin minute, close behind vent; pectorals developed, short and rather broad. Male fishes with an egg pouch along the under side of the tail, formed by two cutaneous folds, and splitting lengthwise to release the young fishes. Species very numerous, inhabiting all warm seas; abounding in bays among the seaweeds, and entering the rivers. The females in most species are deeper than the males, with more robust trunk, with longer snout, and a more distinct ventral keel.

Subgenus **SIPHOSTOMA**174 *Siphostoma fuscum* (Storer)*Common Pipefish*

Syngnathus fuscus STORER, Rept. Fish. Mass. 162, 1839, Nahant.

Syngnathus peckianus STORER, op. cit. 163, pl. I, fig. 2, 1839, Holmes' Hole, Marthas Vineyard; Syn. Fish. N. A. 238, 1846; Hist. Fish. Mass. 218, pl. XXXIII, fig. 3, 1867.

Syngnathus fasciatus DE KAY, N. Y. Fauna, Fishes, 319, pl. 54, fig. 174, 1842.

Syngnathus viridescens DE KAY, op. cit. 321, pl. 54, fig. 176, 1842, Hudson River, at Sing Sing.

Siphostoma fuscum and *peckianum*, GOODE & BEAN, Bull. Essex Inst. XI, 4, 1879.

Siphostoma fuscum JORDAN & GILBERT, Bull. 16, U. S. Nat. Mus. 383, 1883; BEAN, Bull. U. S. F. C. VII, 134, 1888; 19th Rept. Commrs. Fish. N. Y. 244, 1890; 52d Ann. Rept. N. Y. State Mus. 101, 1900; JORDAN & EVERMANN, Bull. 47, U. S. Nat. Mus. 770, 1896.

The female is much deeper bodied than the male, the depth of body equaling one third of length of head, while in males it is only one fourth of this length. Tail very long, slender, and tapering, its length three fifths of total length without caudal; snout a little longer than rest of head, with a well marked median keel above and below, the upper one serrulate; occiput, nuchal plates and opercle keeled, the carinations on opercle sometimes nearly obsolete; belly slightly convex and with a low keel; eye small, five in snout, three in postorbital part of head; dorsal fin at a distance from tip of snout equal to two and two thirds times length of head, the base of the fin one fifth longer than head, the longest ray two sevenths as long as base of fin, and about one third as long as the head, the fin covering 5+5 body rings (4-5+5-4); anal fin of female reduced to two or three rays on a very narrow base, its length about equal to length of eye; caudal convex when expanded, the middle rays longest, as long as the postorbital part of head; pectoral short, on a broad base, its length one fourth the length of head. D. 36 to 40; rings 19+37 (or 18 to 20+36 to 40.)

Color brown above, pale below, everywhere mottled with brown; under surface of snout pale, lower part of opercles silvery.

The common pipefish is abundant on our Atlantic coast from Cape Ann to Virginia. It is known as the billed eel in Great South bay. It is abundant in all parts of the bay. Though this species is not valuable for food or bait, it is an interesting aquarium fish and has the same singular breeding habits as the sea horse. After the ova of the females are excluded, they are received and hatched, and the young are cared for, in the marsupium of the male. The species, according to De Kay, ascends the Hudson to Sing Sing, where it breeds in slightly brackish water. It is to be found in shallow water among aquatic plants. The female is conspicuously different from the male in its colors and the much greater depth of its body. The pipefish is moderately abundant in summer in eelgrass and sea lettuce in Gravesend bay. In 1898 the state museum had it from all parts of Great South bay and from Shinnecock,

Peconic, and Mecox bays. Both young and adults were abundant during the summer.

Males, females and young were abundant at Ocean City N. J. early in August 1887; but the males were more numerous than the females. The egg pouches of the males were filled with eyed embryos, arranged in four series on each side. A male $6\frac{1}{2}$ inches long, taken near Ocean City, August 31, had the pouch unsymmetrically filled, the left side containing more than two thirds of the whole number of embryos and increasing in carrying capacity from behind forward. This is the billfish at Somers Point.

In the aquarium the species is fond of shrimp eggs and small *Gammarus*; but, on account of the difficulty of securing proper food, its life in captivity is usually short. In a slowly circulating tank, at a temperature of 54° F. several individuals were alive and, apparently, in good condition.

Subfamily HIPPOCAMPINAE

Genus HIPPOCAMPUS Rafinesque

The body strongly compressed, the belly gibbous, tapering abruptly to a long quadrangular, prehensile tail; head with a distinct curved neck, placed nearly at a right angle with the direction of the body, surmounted by a compressed occipital crest, on the top of which is an angular, star-shaped coronet; top and sides of the head with spines. Physiognomy remarkably horselike, like that of a conventional knight at chess. Body and tail covered with bony plates, forming rings, those on the body each with six spines or tubercles, those of the tail with four; pectoral fins present, short and broad; anal minute, usually present; dorsal fin moderate, opposite the vent; egg pouch in the male a sac at the base of the tail, terminating near the vent.

175 *Hippocampus hudsonius* DeKay

Sea Horse; Horsefish

Hippocampus hudsonius DE KAY, N. Y. Fauna, Fishes, 322, pl. 53, fig. 171, 1842; STORER, Syn. Fish. N. A. 239, 1846; Hist. Fish. Mass. 222, pl. XXXIII, fig. 4, 1867; JORDAN & GILBERT, Bull. 16, U. S. Nat. Mus. 907, 1883; BEAN, 19th Rept. Commrs. Fish. N. Y. 243, 1890; JORDAN & EVERMANN, Bull. 47, U. S. Nat. Mus. 777, 1896, pl. CXXI, fig. 327, 1900; MEARNS, Bull. Am. Mus. Nat. Hist. X, 318, 1898; BEAN, 52d Ann. Rept. N. Y. State Mus. 101, 1900.

Syngnathus hippocampus, Sea horse Pipefish, MITCHILL, Trans. Lit. & Phil. Soc. N. Y. I, 475, 1815.

Hippocampus heptagonus JORDAN & GILBERT, Bull. 16, U. S. Nat. Mus. 386, 1883, not of RAFINESQUE.

Body short and deep, much compressed, much shorter than the prehensile tail, which is three times as long as the head and more than three times greatest depth of body; snout as long as postorbital part of head, its depth two fifths of its length; eye circular, two fifths as long as the snout; interorbital space two thirds of diameter of eye; occiput with a five-pointed crest; a sharp spine above the gill covers on each side, one above the posterior part of the eye and one on each side of the throat; a blunt spine between the nostrils; the edges of the bony plates of body with the usual blunt spines. There are no cirri on the individual here described, but the species is said to have them sometimes. DeKay does not mention cirri in his account of the fish. Dorsal fin on $3\frac{1}{2}$ rings; base of dorsal one half as long as head; longest dorsal ray one half as long as snout. D. 19; rings 12+32 to 36. Color light brown or dusky, without spots, but sometimes with pale grayish blotches which are sharply edged with paler and blackish. DeKay's specimens were light brown, with iridescent opercles, the iris yellow.

The sea horse is now known to occur on the New York and New Jersey coasts in moderate numbers during the summer months; its range extends from Cape Cod to Charleston. Mearns states that, during the summers of 1895 and 1896, a number of sea horses were taken by fishermen when netting shrimp in the eelgrass bordering the salt marshes near Consook island, at low tide. It has sometimes been found abundant in the nets in Gravesend bay, but has not occurred in large numbers since 1895. In 1898 only a few individuals were taken in Great South bay, and the same scarcity was observed by fishermen at Southampton L. I.

In captivity it thrives best in balanced tanks, but its life is short on account of parasitic attacks, which lead to swelling and ankylosis of the jaws. Its food in the aquarium includes *Unciola* and shrimp eggs. The sea horse excites popular interest on account of its singular shape, its prehensile tail,

and the fact that the male carries the eggs and protects the young in a pouch behind the vent. In this egg sac the young are protected till large enough to live independently, going out in search of food and returning to their shelter at pleasure.

Order ACANTHOPTERI

Spiny-rayed Fishes

Suborder SALMOPERCAE

Trout Perches

Family PERCOPSIDAE

Sand Rollers

Genus PERCOPSIS Agassiz

Body rather slender, pellucid, covered with rather thin scales; dorsal fin with two slender spines or simple rays; anal with one; scales roughest posteriorly; lateral line developed; preopercle entire or very nearly so; vertebrae 17+17=34. Atlantic slope, in cold or clear lakes and rivers.

176 *Percopsis guttatus* Agassiz

Trout Perch; Sand Roller

Percopsis guttatus AGASSIZ, Lake Superior, 286, pl. I, figs. 1, 2, 1850, Lake Superior; GÜNTHER, Cat. Fish. Brit. Mus. VI, 207, 1866; JORDAN & GILBERT, Bull. 16, U. S. Nat. Mus. 322, 1883; BEAN, Fishes Penna. 84, 1893; EVERMANN & KENDALL, Rept. U. S. Commr. Fish & Fisheries for 1894, 599, 1896 from THOMPSON; JORDAN & EVERMANN, Bull. 47, U. S. Nat. Mus. 784, 1896, pl. CXXI, fig. 329, 1900.

Salmoperca pellucida THOMPSON, Appendix Hist. Vermont, 33, 1853, Lake Champlain.

Percopsis hammondi GILL, Proc. Ac. Nat. Sci. Phila. 151, 1864, Kansas.

Body rather long and moderately compressed, covered with thin ctenoid scales; head scaleless and without barbels; gill openings wide; opercles well developed; gill rakers short, tubercular; skull highly cavernous; mouth small; the margin of the upper jaw formed by the short nonprotractile intermaxillaries; no supplemental maxillary bone; small villiform teeth on the intermaxillaries and mandible. The tongue is short, not free at tip. Pseudobranchiae developed. Six branchiostegals. The lateral line is continuous. The first dorsal over middle of body, with nine to 11 developed rays; adipose fin small; the anal and ventral eight rayed; caudal long, forked; pectorals narrow,

placed high. The stomach is siphonal and with numerous pyloric caeca, as in certain Salmonidae. The eggs are moderately large and are excluded through an oviduct. Air bladder present. The greatest height of the body is about two ninths of the total without caudal, the head about three elevenths. The maxilla does not reach to the eye. The lower jaw is slightly included. Scales in lateral line 47 to 50.

Color pale olivaceous, or brown, the upper parts with rounded dark spots made up of minute dots; a silvery median stripe, becoming obsolete in front; peritoneum silvery.

The trout perch is a common fish in the Great lakes and their tributaries. It ranges north to Hudson bay, having been obtained at Moose Factory by Walton Hayden, also from Nelson river, near Rock Factory, by Dr Robert Bell. It has been obtained in the Delaware river by Dr C. C. Abbott, in the Potomac by Prof. Baird, in the Ohio by Drs Jordan, Henshall and Bean, and Dr Gill has recorded the species from Kansas.

Dr Meek obtained no specimens from Cayuga lake, but he has no doubt it is found there. The U. S. Fish Commission had it from Lake Ontario, Nine Mile point, near Webster N. Y., in 1893; also from Cape Vincent and Grenadier island. The fish is a resident of Lake Champlain, in which it was first discovered by Thompson, several years before Agassiz secured it in Lake Superior.

The trout perch is too small to be valuable for food, but is doubtless an excellent bait. It is one of the most remarkable fishes of our fresh waters, combining as it does the characters of the salmon and some of the perches. Its name indicates this singular relationship. It is voracious, takes the hook freely, and spawns in the spring.

Suborder XENARCHI

Family APHREDODERIDAE

Pirate Perches

Genus APHREDODERUS Le Sueur

Body oblong, elevated at the base of the dorsal, compressed behind, the head thick and depressed, the profile concave;

caudal peduncle thick; mouth moderate, somewhat oblique, the lower jaw projecting, maxillary reaching to anterior border of the eye; teeth in villiform bands on jaws, vomer, palatines, and pterygoids; premaxillaries not protractile, maxillaries small, without evident supplemental bone; preopercle and preorbital with their free edges sharply serrate, opercle with a spine; bones of skull somewhat cavernous, sides of the head scaly; lower pharyngeals narrow, separate, with villiform teeth; gill membranes slightly joined to the isthmus anteriorly; gill rakers tuberclelike, dentate; pseudobranchiae obsolete; gills four, a small slit behind the fourth; branchiostegals six; scales moderate, strongly ctenoid, adherent, lateral line imperfect or wanting; vent always anterior, its position varying with age, from just behind the ventral fins in the young to below the opercle in the adult; dorsal fin single, median, high, with but three or four spines, which are rapidly graduated, the first being very short; anal small, with two slender spines; ventral fins thoracic, with a very short spine, the number of soft rays usually seven; caudal fin rounded behind; air bladder simple, large, adherent to the walls of the abdomen; vertebrae 14+15; pyloric caeca about 12. A single genus, with probably but one species, confined to the United States.

177 *Aphredoderus sayanus* (Gilliams)

Pirate Perch

Aphredoderus sayanus DE KAY, N. Y. Fauna, Fishes, 35, pl. 21, fig. 62, 1842; near Philadelphia Pa.

Aphredoderus gibbosus LE SUEUR, in CUVIER & VALENCIENNES, Hist. Nat. Poiss. IX, 448, pl. 278, 1833.

Aphredoderus sayanus DE KAY, N. Y. Fauna, Fishes, 35, pl. 21, fig. 62, 1842; STORER, Syn. Fish. N. A. 47, 1846; JORDAN & GILBERT, Bull. 16, U. S. Nat. Mus. 460, 1883; BEAN, Bull. U. S. F. C. VII, 145, 1888; Fishes Penna. 101, 1893; JORDAN & EVERMANN, Bull. 47, U. S. Nat. Mus. 786, 1896, pl. CXXII, fig. 331, 1900; EUGENE SMITH, Proc. Lind. Soc. N. Y. No. 9, 33, 1898; BEAN, 52d Ann. Rept. N. Y. State Mus. 101, 1900, Patchogue, Long Island.

The body is moderately stout, oblong, somewhat compressed posteriorly. Scales ctenoid. The dorsal fin is continuous, with three or four spines and 11 soft rays. The anterior spines much the shortest. The anal has two spines and six rays. The mouth

is rather large for the size of the fish; the lower jaw somewhat longer than the upper; the maxilla reaches to front of eye; jaws, vomer and palatine bones with villiform bands of teeth; lateral line wanting. The depth of the body is two sevenths and length of the head one third of the total without caudal. The eye is two ninths as long as the head. The origin of dorsal is much in advance of the middle of the total length; the pectorals do not reach as far back as the ventrals; ventrals more than one half length of head; the longest anal spine three sevenths of length of head; the caudal rounded. Scales in 48 to 55 series. The color is variable, sometimes olivaceous, at other times dark brown with numerous dark punctulations; a dark bar at the base of the caudal followed by a light one.

The pirate perch ranges from New York westward to Minnesota, and in the Mississippi valley it extends to Louisiana. In Pennsylvania the species occurs in Lake Erie, probably in tributaries of the Ohio and in the lower Delaware. Common in East lake at Patchogue and in the head of Swan river.

The farthest place east from which it is known appears to be Suffolk county on Long Island.¹

This is one of the most interesting little fishes of the fresh waters, particularly because the position of the vent varies with age. In the young it is behind the ventrals, while in the adult it is in the throat.

The fish grows to a length of 4 inches. Nothing is recorded about its habits except that it is very voracious and feeds at night. It is common in sluggish streams and ponds in the shelter of aquatic plants. In captivity it has never been observed to feed; perhaps it takes food, however, at night, but it does not thrive in the aquarium.

Suborder PERCESOCES

Family ATHERINIDAE

Silversides

Genus *MENIDIA* (Bonaparte) J. & G.

Body elongate, more or less compressed; head oblong, compressed; belly before ventrals, more or less rounded in section,

¹See Ayres. Enumeration of the Fishes of Brookhaven L. I. etc. Bost. Jour. Nat. Hist. 1844, IV.

not compressed to an edge; mouth small, the gape curved, very oblique, usually not reaching the eye; lower jaw short and weak; maxillary slipping entirely under preorbital; jaws each with a band of simple, usually villiform teeth; premaxillaries very freely protractile, their spines comparatively long, nearly equal to the eye, extending backward beneath a fold of skin, which connects the basis of the maxillaries; posterior part of the premaxillaries broad; no teeth on vomer or palatines; both dorsals short, the usual radial formula being D. V-1, 8, first dorsal usually, but not always in front of anal; soft dorsal and anal scaleless; scales rather large, entire.

178 *Menidia gracilis* (Günther)

Slender Silversides

Atherinichthys gracilis GÜNTHER, Cat. Fish. Brit. Mus. III, 405, 1861.

Menidia gracilis JORDAN & EVERMANN, Bull. 47, U. S. Nat. Mus. 797, 1896.

Specimens from St George's Island, Potomac River.

The origin of the anterior dorsal fin is opposite to the vent, exactly in the middle of the distance between the end of the snout and the base of the caudal. The distance between the origins of the two dorsal fins is somewhat more than one half of that between the origin of the posterior and the caudal. The height of the body is contained nine times in the total length, the length of the head five and one half times. The silvery band is narrow, and occupies a part of the fourth series of scales. Scales with the margin entire. Caudal lobes equal in length; caudal somewhat longer than the pectoral, and rather shorter than the head. 31 lines long. Probably young. Habitat unknown. D. IV, I, 8; A. I, 19. Scales 9-40. (After Günther)

The specimens above referred to, from St George's island, lower Potomac river, were obtained by Dr Hugh M. Smith, of the U. S. Fish Commission, in the summer of 1890.

The specimens were compared with the published descriptions of *M. beryllina* (Cope) and were found to differ in some minor details, the dorsal formula being V, I, 10 instead of V, I, 11, the anal rays averaging I, 16 or I, 17 instead of I, 18, and the silvery stripe apparently taking a different course.

Some large examples ($3\frac{1}{4}$ inches long) of the Potomac river silverside no. 43125, U. S. National Museum, collected by W. P. Seal, apparently in 1890, agree very well with the description of *beryllina* and also with the characters of Dr Smith's specimens. It is probable that Cope's name must be associated with this fresh-water form, and not the name *gracilis* of Günther. None of our individuals have four dorsal spines, and there is no certainty that Dr Günther's type came from the United States. I have, however, followed Drs Jordan and Evermann in their identification.

The species is said to range from Woods Hole Mass. to Albemarle sound.

179 *Menidia beryllina* (Cope)

Fresh-water Silversides

Chirostoma beryllinum COPE, Trans. Am. Phil. Soc. 403, 1866, Potomac River, at Washington, D. C.

Menidia beryllina JORDAN & GILBERT, Bull. 16, U. S. Nat. Mus. 408, 1883; BEAN, Fishes Penna. 100, 1893; 52d Ann. Rept. N. Y. State Mus. 102, 1900.

Menidia gracilis beryllina JORDAN & EVERMANN, Bull. 47, U. S. Nat. Mus. 797, 1896, pl. CXXIV, fig. 338, 1900.

The body is shorter than usual among the silversides. The spinous dorsal is well separated from the soft dorsal, and its posterior margin extends almost to the vertical from the first anal ray. The ventral reaches to below the first ray of the dorsal. The length of the head is contained four and one fourth times in the total length without caudal. The eye large, orbit one third as long as the head; mouth small; the mandible slightly longer than the maxilla and slightly curved; greatest depth of body one sixth of total length without caudal. Scales in lateral line 36, transverse series 10. The lateral line is represented by a pore on the anterior part of the exposed portion of each scale, except on the caudal peduncle, where it runs through a groove. D. V-I, 11; A. I, 18; V. I, 5; P. 15. The caudal is deeply forked.

Pale olivaceous in color with a silvery lateral band, on two and one half rows of scales, with a lead colored margin. The anal base is lead colored; sides of the head silvery.

This species corresponds in many particulars with *Menidia peninsulae* of Goode & Bean, but in that species the silvery streak covers only one and one half rows of scales. The soft dorsal in *M. peninsulae* appears to show considerable variation in the number of rays.

The fresh-water silversides was first described from the Potomac river, where it has recently been rediscovered in abundance, both in fresh and brackish water. It is very common at Water Mill L. I. and in fresh-water tributaries of Great South bay. Several examples were seined in 1898 in salt water at Clam Pond cove.

In some of the Water Mill specimens the following characters were noted: D. V, I, 10; A. I, 16-17. Scales 8-40.

Its associates in fresh water at Water Mill were: *Fundulus diaphanus*, *Lucania parva*, *Eupomotis gibbosus*, and *Lucius reticulatus*. In 1898 it was obtained also in Shinnecock bay, Scallop pond (Peconic bay) and Mecox bay. The localities in Great South bay were: Swan river, south side of Great South bay, Horsefoot creek and Bellport Lifesaving station.

180 *Menidia notata* (Mitchill)

Silversides; Friar; Whitebait

- Atherina notata* MITCHILL, Trans. Lit. & Phil. Soc. N. Y. I, 446, pl. IV, fig. 6, 1815, New York; DE KAY, N. Y. Fauna, Fishes, 141, pl. 28, fig. 88, 1842, New York; STORER, Hist. Fish. Mass. 87, pl. XVI, fig. 1, 1867.
- Atherina viridescens* MITCHILL, op. cit. 447, 1815, New York.
- Chirostoma notatum* GOODE & BEAN, Bull. Essex Inst. XI, 21, 1879, and of many other authors.
- Atherina menidia* DE KAY, op. cit. 142, pl. 74, fig. 236, 1842, New York; not of LINNAEUS.
- Atherinichthys menidia* and *notata* GÜNTHER, Cat. Fish. Brit. Mus. III, 406, 1861.
- Atherinopsis notatus* BAIRD, Ninth Ann. Rept. Smith, Inst. 338, 1855.
- Menidia notata* JORDAN & GILBERT, Bull. 16, U. S. Nat. Mus. 407, 1883; BEAN, Bull. U. S. F. C. VII, 146, 1888; 19th Rept. Commrs. Fish. N. Y. 271, 1890; JORDAN & EVERMANN, Bull. 47, U. S. Nat. Mus. 800, 1896; EUGENE SMITH, Proc. Linn. Soc. N. Y. No. 9, 32, 1898; BEAN, 52d Ann. Rept. N. Y. State Mus. 102, 1900.

Body elongate, compressed, its greatest depth contained six and one third times in total length without caudal, and equaling

three fourths of length of head; the caudal peduncle long and slender, its least depth about one third the length of head; width of body about one half the length of head; head short, pointed, its length one fifth of the total without caudal; snout slightly shorter than eye, about three and one fourth in length of head; margin of upper jaw formed chiefly by the curved premaxillary, which is nearly as long as the eye; eye equal to interorbital space, and one third as long as the head; two rows of scales under the eye; exposed part of maxilla two fifths as long as the eye; dorsal origin nearly midway between tip of snout and base of middle caudal rays, base of dorsal about as long as eye, longest dorsal spine one third as long as the head, fifth dorsal spine one fifth as long as head, interspace between the two dorsals contained $10\frac{1}{2}$ times in total length without caudal, second dorsal base one half as long as head, longest dorsal ray equal to eye and snout combined, last dorsal ray equal in length to snout; anal origin under end of spinous dorsal, also under 25th scale of lateral line, anal base three elevenths of total length without caudal, corresponding with 15 rows of scales, longest anal ray equal to snout and eye combined, last anal ray one fourth as long as head. The vent is under the last spine of the dorsal. The ventrals are distant from the end of the head a space equal to length of head, length of ventral equal to snout and eye combined, 15 rows of scales between ventral origin and throat. Middle caudal rays about one half as long as head, external rays five sixths as long as head, the fin deeply forked. The silvery band nowhere covering more than the width of one scale, though not limited to one row.

Translucent green; lateral band silvery, mostly on the level of the eye, its width less than one half the diameter of eye. Scales of upper parts with dark dots along their edges; chin speckled.

The common silversides grows to a length of 6 inches.

The silversides was first made known by Dr Mitchell under the name of small silverside, *Atherina notata*, and he described the young of the same species as the green-sided silverside, *Atherina viridescens*. Dr De Kay states that the

silversides was known in the harbor of New York as the anchovy and the sand smelt. Friar is a New England name for the species; capelin is in use about Boston, and merit fish in the vicinity of Watch Hill. Sperling is a name recently applied to this species by some fishermen, and we have known persons to offer the silversides as whitebait. In Great South bay it is known as shiner.

The silversides is known to occur on the coast from Maine to Virginia. It is one of the most abundant of the small fishes in our waters, swimming in immense schools made up of fish of different sizes, and it forms a considerable part of the food of more valuable species, such as the mackerel, bluefish, weakfish and flounders, and is very much in demand as a bait for hook and line fishing. We seined the silversides in all parts of Great South bay, and found it to be one of the most abundant and characteristic species.

The common silversides, or spearing, lives in Gravesend bay almost all the year, hibernating in spring holes in winter. It is well suited for a captive life and can endure a temperature of $71\frac{1}{2}^{\circ}$ in the salt water.

In 1898 the species was found for the state museum at all Long Island localities visited, Peconic bay, Mecox bay, the ocean at Southampton, and throughout Great South bay. Small individuals are sold in the markets as whitebait. In the time of De Kay the fish was called anchovy and sand smelt and was esteemed a savory food. 20 years before he wrote of the fishes of New York, it was caught from the wharves and sold for bait.

GENUS *KIRTLANDIA* Jordan & Evermann

This genus is close to *Menidia*, but differs from it in having the scales laciniate and the dorsal and anal fins scaly. Three species known from the United States and Martinique.

181 *Kirtlandia vagrans* (Goode & Bean)

Rough Silversides

Chirostoma vagrans GOODE & BEAN, Proc. U. S. Nat. Mus. 148, 1879, Florida.
Menidia vagrans JORDAN & GILBERT, Proc. U. S. Nat. Mus. 267, 1882, Bull.
 16, U. S. Nat. Mus. 407, 1883.

- Menidia vagrans laciniata* SWAIN MS in JORDAN & GILBERT, Bull. 16, U. S. Nat. Mus. 908, 969, 1883, Beaufort, N. C.; JORDAN & GILBERT, Proc. U. S. Nat. Mus. 589, 1883.
- Menidia laciniata* SWAIN in JORDAN & GILBERT, Bull. 16, U. S. Nat. Mus. 969, 1883; BEAN, Bull. U. S. F. C. VII, 146, 1888, Great Egg Harbor Bay, N. J.; JORDAN & EVERMANN, Bull. 47, U. S. Nat. Mus. 795, 1896; BEAN, 52d Ann. Rept. N. Y. State Mus. 102, 1900.
- Kirtlandia vagrans* JORDAN & EVERMANN, Bull. 47, U. S. Nat. Mus. 794, 1896, pl. CXXIV, fig. 336, 1900.
- Kirtlandia laciniata* JORDAN & EVERMANN, op. cit. 795, 1896; BEAN, 52d Ann. Rept. N. Y. State Mus. 102, 1900.

Hight of the body contained five and one half to six times in length without caudal, and six and two thirds times in total length, considerably less than length of head and length of pectoral; origin of spinous dorsal fin situated behind a point midway between origins of ventral and anal fins and opposite the middle of the interspace between anal fin and vent; eye longer than snout, one third as long as the head, and less than width of interorbital space; mouth slightly protractile, lower jaw equal to length of eye; length of head contained four and three fourths times in total length without caudal, and equal to length of pectoral; pectoral reaching only a very little beyond origin of ventral when extended; ventral not reaching to vent, its length one half the length of head; anal base about as long as the head; caudal slightly forked, the lobes equal; vertical fins excessively scaly; scales of body large, laciniate, some of the exposed edges with 12 points. D. IV to V-I, 7; A. I, 18 to 19; V. I, 7; P. 14. Scales 7-48 to 50. Lateral silvery stripe covering the lower two thirds of the third series of scales and the upper one third of the fourth series.

Light greenish above; sides and belly silvery; tip of snout and of lower jaw yellow mingled with blackish; scales on the back with several to many dark spots on the free edges, these usually forming streaks; caudal yellow with dark points, its margin dusky; dorsal and pectorals dusky; lower fins pale, the anal with dark points at its base.

As here described, the species includes *M. laciniata* (Swain) which has been recorded from New Jersey and North Carolina. The only difference discoverable between them is in

the number of the dorsal spines, which is generally four in *laciniata*, but sometimes five, as observed in examples from Great Egg Harbor bay, N. J., no. 45158 U. S. National Museum.

The rough silversides grows to the length of 4 inches; it is not important for food, but serves as food for the larger fishes. It was found abundant at Somers Point N. J. in August 1887, where it had previously been unknown. The largest individual taken in Great Egg Harbor bay, $4\frac{1}{3}$ inches long, was secured at Longport N. J.

The only example so far known in New York waters was caught in Mecox bay, L. I. Aug. 1, 1898. Though the bay was seined repeatedly afterward in search of the fish, no other specimens were seen. The following notes were obtained: D. V, I, 7; A. I, 20; P. 14; V. I, 5. Scales 7-47.

GENUS *LABIDESTHES* Cope

This genus differs from *Menidia* chiefly in the prolongation of the jaws, both of which are produced into a short depressed beak. The scales are small as in *Leuresthes* and *Basilichthys*, their edges entire.

182 *Labidesthes sicculus* (Cope)

Brook Silversides; Skipjack; Glassfish

Chirostoma sicculum COPE, Proc. Ac. Nat. Sci. Phila. 81, 1865, Crosse Isle, Detroit River.

Labidesthes sicculus COPE, Proc. Am. Phil. Soc. Phila. 40, 1870; JORDAN & GILBERT, Bull. 16, U. S. Nat. Mus. 406, 1883; MEEK, Ann. N. Y. Ac. Sci. IV, 312, 1888, Montezuma, N. Y.; BEAN, Fishes Penna, 100, 1893; Bull. Am. Mus. Nat. Hist. IX, 357, 1897; Chautauqua Lake; JORDAN & EVERMANN, Bull. 47, U. S. Nat. Mus. 805, 1896.

The body is slender and elongate, its depth one sixth or one seventh of the total without caudal. Length of head about two ninths of total; eye two sevenths of length of head, two thirds of length of snout. D. IV, I, 11; A. I, 23. Scales 14-75. Caudal deeply forked.

Color olivaceous, the fish in life translucent, the upper parts with small black dots, the silvery lateral band edged above with lead color and covering one row and two half rows of scales; cheeks silvery.

The genus *Labidesthes* has a very oblique mouth, with the upper jaw flat above and concave beneath, the intermaxillaries forming a rooflike beak. The mandible is convex.

The brook silversides, or skipjack, is found in streams and ponds in the Ohio and Mississippi valleys. It has also been discovered recently in some of the southern states, from South Carolina to Florida. In New York it is recorded from near Montezuma, from Chautauqua lake, where it is called silver skipjack and glassfish, and from Lake Ontario. Dr Meek says it is not found near Ithaca. The U. S. Fish Commission collectors obtained it at the following places in New York:

Stony Island	July 2 and 3
Great Sodus bay	Aug. 6
Long pond, Charlotte	Aug. 17
Sandy creek, North Hamlin	Aug. 20

The fish grows to the length of 4 inches and is important only as food for larger species. It has been kept in the aquarium, but does not endure transportation or captivity. The brook silversides is a surface swimmer, and the name skipjack is derived from its habit of skipping out of and along the surface of the water. It abounds in "clear pools left in summer by the fall of the waters in the streams, which has filled them."

Family MUGILIDAE

Mulletts

Genus MUGIL (Artedi) Linnaeus

Body oblong, somewhat compressed, covered with large scales, head large, convex, scaled above and on sides; mouth small, subinferior, the lower jaw angulated; jaws with one or a few series of short, flexible, ciliiform teeth, no teeth on vomer or palatines; eye large, with a large adipose eyelid, which is little developed in the young; stomach muscular, like the gizzard of a fowl. Species very numerous, living on mud and running in great schools along the shores and in brackish lagoons of all warm regions. We here exclude from *Mugil* the old world group, *Liza* (type *Mugil capito*) similar in habit

to *Mugil*, but lacking the adipose eyelid. (After Jordan & Evermann)

183 *Mugil cephalus* Linnaeus

Striped Mullet

Mugil cephalus LINNAEUS, Syst. Nat. ed. X, I, 316, 1758, Europe; JORDAN & SWAIN, Proc. U. S. Nat. Mus. 263, 1884; JORDAN & EVERMANN, Bull. 47, U. S. Nat. Mus. 811, 1896, pl. CXXVI, fig. 343, 1900; BEAN, 52d Ann. Rept. N. Y. State Mus. 103, 1900.

Mugil albula LINNAEUS, Syst. Nat. ed. XII, 520, 1766, Charleston, S. C.; JORDAN & GILBERT, Bull. 16, U. S. Nat. Mus. 403, 1883; BEAN, 19th Rept. Comm. Fish. N. Y. 272, pl. XXI, fig. 26, 1890.

Mugil lineatus MITCHILL, CUVIER & VALENCIENNES, Hist. Nat. Poiss. XI, 96, 1836, New York; DE KAY, N. Y. Fauna, Fishes, 144, pl. 15, fig. 42, 1842, New York; STORER, Hist. Fish. Mass. 39, pl. XVI, fig. 4, 1867.

Body fusiform, elongate, stout, its greatest width contained one and three fourths times in length of head and equal to length of ventral fin, greatest depth of body one fourth of total length without caudal; snout narrow and somewhat pointed, its length about one fifth of length of head, its profile scarcely more convex than profile of lower jaw; interorbital space little convex, its width one half length of head; thickness of upper lip scarcely more than one third of length of premaxillary; space between the mandibles oblongate, its greatest width about one fifth of its length; eyes covered by an adipose membrane leaving a free space only about as wide as the pupil; length of head contained three and one half to four times in total length without caudal; eye about two sevenths as long as the head; teeth in upper jaw in a rather broad band, the outer row slightly enlarged, teeth in lower jaw similar but much smaller; scales smaller than in *M. curema*, about 24 or 25 rows of scales between tip of snout and origin of spinous dorsal, some scales on top of head slightly enlarged, soft dorsal and anal fins almost scaleless; origin of spinous dorsal midway between tip of snout and base of middle caudal rays, about over the middle of the ventral, base of spinous dorsal one third as long as the head, first spine longest, one half as long as the head, last spine one half as long as the first, interspace between dorsals about one half length of head, upper margin of soft dorsal deeply concave, base of the fin a little more than one third of

length of head, longest ray one half the length of head, last ray one fourth the length of head; caudal deeply forked, its middle rays one half as long as the head, its external rays nearly as long as the head; pectoral reaches to the 11th row of scales from its axil, about as far back as the end of the ventral appendage, its length two thirds of length of head; ventral origin midway between tip of snout and fifth ray of anal, its length four sevenths of length of head, the fin extending to below the end of the base of spinous dorsal, the tip distant from the anal origin a space about equal to the length of the fin. D. IV-I, 8; A. III, 8. Scales 14-42. Color, dark bluish above; the sides silvery; exposed part of scales, specially of eight or 10 upper series, darker than body color, causing a striped appearance; belly and lower part of sides yellowish; ventral fins yellowish; soft dorsal, anal and ventrals dusky; tip and base of pectoral dusky.

The striped mullet grows to the length of 2 feet, but the average size in New York waters is much less.

The fish is known in Great South bay as mullet and jumping mullet; the name mullet is applied to it also in the Gulf of Mexico, and is in general use along the east coast; it is known in the Chesapeake as mullet or fatback. The latter name is probably applied to more than one species.

The striped mullet is known on our coast from Cape Cod to the Gulf of Mexico. The young are much more abundant than the adults. In Great South bay we found the species not uncommon; two examples were taken at the mouth of Swan creek, September 12. Several schools were present. We were informed that they appear occasionally, and one gentleman of Patchogue was very successful in taking this and its allied species with hook and line. De Kay states that the striped mullet was first observed in New York waters by Dr Mitchill. He found them in the markets in the beginning of September. This species is one of our choice food fishes. It is not uncommon in September in Great Egg Harbor bay, N. J., but we were informed that large specimens are never taken in that body of water.

In 1898 the striped mullet was not abundant in the waters seined till fall; the great schools were absent till October. Several individuals were obtained in Mecox bay August 2 and a larger number in Clam Pond cove, Great South bay, August 22.

The young of this species are abundant in Gravesend bay in midsummer; larger ones appear in September and October. One winter, some years ago, mullet hibernated in the mud in Sheepshead bay and were taken with eel spears. The mullets feed and thrive most of the year in captivity, but will not survive the intense heat of summer. In the aquarium their food includes hard clam and shrimp.

In 1883 Jordan and Gilbert established a genus *Querimana* for "little mullets with but two spines in the anal fin and with the teeth in the jaws less ciliiform than in *Mugil*. Adipose eyelid wanting; preorbital serrate." The genus was based on *Myxus harengus* of Günther. *Querimana* is nothing more than the young of *Mugil*. The only good character by which it was distinguished is the presence of two anal spines instead of three; in all other respects *Querimana* and *Mugil* agree perfectly. As a matter of fact, all young *Mugils* pass through a *Querimana* stage in which only two of the three anal spines are developed, the adipose eyelid is rudimentary and the teeth are comparatively stouter than in the adult. The third anal spine of *Mugil* is really a simple articulated ray till the fish reaches a length varying from about 40 mm to 50 mm. The first simple ray of the anal becomes a spine by the breaking off at an articulation, the subsequent sharpening of the point, and the deposit of hard material in the articulations, thus forming a somewhat slender, but perfect, spine.

This fact of development was carefully studied in large series of specimens in the U. S. National Museum, and it is both interesting and important from the fish cultural as well as the systematic standpoint. In *Mugil cephalus* one example, 41 mm long, shows the third anal spine very plainly; it is well developed and has a sharp point, but several articulations still

remain. Other examples of equal length have the first simple anal ray scarcely developed into a spine, and in still others this ray does not take on the character of a spine at all. *Querimana harenigus*, the type of the genus, is the young of *Mugil curema*, and *Q. gyrans* is the immature *Mugil trichodon*. A reexamination of the types of *Querimana gyrans* shows the presence of 33 rows of scales in some examples instead of 29, as originally recorded.

184 *Mugil curema* Cuv. & Val.

White Mullet

Mugil curema CUVIER & VALENCIENNES, Hist. Nat. Poiss. XI, 87, 1836, Brazil; Martinique; Cuba; BEAN, Bull. U. S. F. C. VII, 145, 1888; 19th Rept. Comm. Fish. N. Y. 272, pl. XXI, fig. 26, 1890; JORDAN & EVERMANN, Bull. 47, U. S. Nat. Mus. 813, 1896, pl. CXXVI, fig. 344, 1900; BEAN, 52d Ann. Rept. N. Y. State Mus. 103, 1900.

Mugil petrosus CUVIER & VALENCIENNES, op. cit. 88, 1836, Brazil to New York; DE KAY, N. Y. Fauna, Fishes, 147, 1842.

Mugil brasiliensis GÜNTHER, Cat. Fish. Brit. Mus. III, 431, 1861; JORDAN & GILBERT, Bull. 16, U. S. Nat. Mus. 403, 1883.

Body shaped like that of the striped mullet, its width equaling two thirds of length of head, its greatest depth contained three and one half to three and five sixths times in total length without caudal; least depth of caudal peduncle equal to one half the length of head; snout nearly as in *M. cephalus*, sometimes with its outline more declivous, its length one fifth of length of head; interorbital space slightly convex, its width nearly one half the length of head; thickness of upper lip scarcely one third of length of upper jaw, space between the mandibles nearly lanceolate, its width one sixth of its length; eyes covered with an adipose membrane leaving only a space about as wide as the pupil exposed, eye about two sevenths as long as the head; head one fourth, or nearly one fourth, of total length without caudal; teeth in outer row on premaxilla somewhat enlarged, distant; scales rather large, about 22 rows between tip of snout and origin of first dorsal; soft dorsal and anal densely scaled, origin of spinous dorsal midway between tip of snout and base of external caudal rays, directly over the 10th row of scales, counting from the axil of the pectoral, the first spine nearly two thirds as long as the head, the last spine less than one half

as long as the first, interspace between the dorsals equal to three fifths of length of head, upper margin of soft dorsal deeply concave, base of fin equal to length of postorbital part of head, the longest ray three fifths of head, the last ray one fourth the length of head; caudal deeply forked, its middle rays one half as long as the head, its external rays equal to the head; pectoral reaches the eighth row of scales, its length equal to head without snout; ventral origin midway between tip of snout and third ray of anal, its distance from vent equal to its own length, which is two thirds of length of head; about 24 rows of scales between the head and the anal origin, base of anal three fifths as long as the head, longest anal ray equal to length of postorbital part of head, last anal ray two sevenths of length of head. D. IV-I, 8; A. III, 9. Scales 12-38.

Color silvery, bluish above; no dusky streaks along the sides in life, but faint streaks are evident after preservation in spirits; a small dark blotch at base of pectoral; caudal pale, yellowish at base, dusky at tip; anal and ventrals yellowish; two yellow blotches on side of head.

The white mullet reaches the length of 1 foot. On the Atlantic coast it ranges from Cape Cod to Brazil; in the Pacific it is recorded from California to Chile. It is a very important food fish.

The white mullet appears with the striped species, but is less abundant in Gravesend bay and is smaller in size. The young were taken in Great South bay in August 1898, and half grown individuals were abundant in September and October. Adults were scarce.

Dr Mitchill calls this the summer mullet. He records a specimen that weighed $2\frac{1}{2}$ pounds, the heaviest coming under his observation. DeKay found the species in New York markets in July and August.

185 *Mugil trichodon* Poey

Whirligig Mullet (young); Fantail Mullet

Mugil trichodon POEY, Ann. Lyc. Nat. Hist. N. Y. XI, 66, pl. 8, figs. 4 to 8, 1875, Cuba; JORDAN & EVERMANN, Bull. 47, U. S. Nat. Mus. 816, 1896.
Mugil brasiliensis JORDAN & SWAIN, Proc. U. S. Nat. Mus. 270, 1884; not of Agassiz *vide* JORDAN & EVERMANN.

Querimana gyrans JORDAN & GILBERT, Proc. U. S. Nat. Mus. 26, 1884; JORDAN & EVERMANN, Bull. 47, U. S. Nat. Mus. 818, 1896.

Body robust, its greatest depth three elevenths of the total length without caudal; head short, its length contained four and one fifth times in total to caudal base; snout moderately acute, its upper and lower profiles equally oblique; interorbital space little convex, its width two fifths of the length of the head; upper lip remarkably thick; space between the mandibles underneath narrow, ob lanceolate, rather pointed behind; an adipose membrane covering all but the central part of the eye; teeth comparatively large and wide set, about as long as the nostril; about 21 rows of scales between origin of spinous dorsal and tip of snout, soft dorsal and anal densely scaled, the margin of soft dorsal concave, the second, and longest, ray two and three fourths times as long as the seventh; anal similar to soft dorsal; the pectoral short, not reaching nearly to vertical from front of spinous dorsal; caudal large, deeply forked. D. IV-I, 8; A. III, 8. Scales 33-11.

Upper parts dusky, olivaceous, with bluish reflections, lower parts silvery; scales without dusky spots; a dark blotch at base of pectoral; dorsals and caudal pale, the dorsals with minute dark points, caudal with a dark margin; anal and ventrals yellowish; pectorals pale, with fine brown punctulations.

The fantail mullet ranges from Brazil to the Florida Keys and Cuba. The young, which is *Querimana gyrans* of Jordan & Gilbert, migrates northward in summer to Cape Cod; it has been recorded from Long Island and the vicinity of Woods Hole Mass.

The species reaches the length of 10 inches.

Family SPHYRAENIDAE

Barracudas

Genus SPHYRAENA (Artedi) Bloch & Schn.

Body elongate, subterete, covered with small cycloid scales; head very long, pointed, pikelike, scaly above and on sides; mouth horizontal, large; jaws elongate, the lower considerably projecting, upper jaw nonprotractile, its border formed by the

premaxillaries, behind which are the broad maxillaries, large, sharp teeth of unequal size on both jaws and on palatines; none on the vomer; usually a very strong, sharp canine near the tip of the lower jaw; opercular bones without spines or serratures; gill openings wide, the gill membranes not united, free from the isthmus; gill rakers very short or obsolete; branchiostegals seven; gills four; pseudobranchiae well developed; air bladder large, bifurcate anteriorly; many pyloric caeca; lateral line well developed, straight; pectoral fins short, placed in or below the line of the axis of the body; ventrals I, 5, abdominal, in advance of the middle of the body; first dorsal over ventrals, of five rather stout spines, second dorsal remote from first dorsal, similar to and opposite anal; caudal fin forked; vertebrae 24; first superior pharyngeal absent, second, third, and fourth separate, with teeth, lower pharyngeals separate.

186 *Sphyraena guachancho* Cuv. & Val.

Long Barracuda

Sphyraena guachancho CUVIER & VALENCIENNES, Hist. Nat. Poiss. III, 342, 1829, Havana; JORDAN & EVERMANN, Bull. 47, U. S. Nat. Mus. 824, 1896.

Sphyraena guaguancho GOODE & BEAN, Proc. U. S. Nat. Mus. II, 146, 1880; JORDAN & GILBERT, Bull. 16, U. S. Nat. Mus. 411, 1883.

Sphyraena guaguanche POEY, Memorias, II, 166, 1860; MEEK & NEWLAND, Proc. Ac. Nat. Sci. Phila. 70, 1884.

Sphyraena gintheri HALY, Ann. & Mag. Nat. Hist. XV, 270, 1875, Colon.

Body moderately elongate, subcylindric, its greatest depth one seventh of the total length without caudal, its width two thirds of its depth and one third of length of head; the caudal peduncle stout and not elongate, its least depth one fourth the length of head. The head is long, nearly one third of total without caudal, its width two sevenths of its length; the lower jaw projects a space one half as long as the iris, the top of head flat and with a long and well marked median groove; the interorbital space equal to iris; the maxilla broadly expanded and abruptly bent downward, its width at the posterior end one fourth of its length, its end reaching about to front of orbit; mandible as long as head without postorbital part; preocular ridge three fourths as long as iris;

premaxillary teeth small, about 43 developed in the individual examined (sometimes 35 to 40), front of the premaxillaries with four large canines, the posterior pair slightly larger, one third as long as the eye; three large, bladelike fangs on each side of palatines; a large compressed fang at symphysis of lower jaw, mandible with about 17 moderately large, compressed teeth on each side; eye one sixth of length of head, one half postorbital part of head; dorsal origin at a distance from snout equal to three times length of snout, base of spinous dorsal one third length of head from tip of upper jaw, second spine longest, nearly one third of length of head, fifth spine one half as long as the second, interspace between first and second dorsal equal to snout and eye combined, base of second dorsal two sevenths of length of head, including lower jaw, longest ray as long as base of fin, last ray one fifth of length of head; ventral a little in advance of spinous dorsal, its distance from the head equal to length of pectoral, its length two sevenths of length of head; anal origin under middle of dorsal base, anal base one fourth the length of head, longest anal ray equal to ventral, last ray one half the postorbital part of head; middle caudal rays very short, external rays as long as snout and eye combined; pectoral as long as postorbital part of head; top of head with minute embedded scales; cheeks and opercles scaly, but interopercle and posterior half of opercle naked. B. VII, D. V-I, 9; A. I, 8; V. I, 5; P. I, 12. Scales 15 to 16-112 to 121-13 to 17.

Color pale green above, soft dorsal yellowish; anal and ventral fins chiefly pale but basal part of ventral dusky; pectoral and caudal dusky at tip; dark punctulations on spinous dorsal and on upper part of body. The specimen described is no. 30015, Jamaica, in the U. S. national museum.

An individual $21\frac{3}{8}$ inches long was taken at Woods Hole Mass., and is described by Goode and Bean in *Proceedings of the U. S. National Museum*, II, 147, 1880. The species ranges from the West Indies to Florida, and occasionally northward in summer to Cape Cod.

187 *Sphyraena borealis* De Kay*Northern Barracuda*

Sphyraena borealis DE KAY, N. Y. Fauna, Fishes, 39, pl. 60, fig. 196, 1842, New York; MEEK & NEWLAND, Proc. Ac. Nat. Sci. Phila. 75, 1884; BEAN, Bull. U. S. F. C. VII, 145, 1888; 19th Rept. Comm. Fish. N. Y. 271, 1890; JORDAN & EVERMANN, Bull. 47, U. S. Nat. Mus. 825, 1896. *Sphyraena spet* JORDAN & GILBERT, Bull. 16, U. S. Nat. Mus. 411, 1883; not of HÄUY.

Body moderately elongate and compressed, its greatest depth equal to length of snout, and contained seven and one half times in total length without caudal, its width equaling two sevenths of length of head; caudal peduncle subterete and tapering, its least depth one fifth of length of head. The head is one third of total length without caudal, its width one fourth of its length, the lower jaw projecting a space equal to pupil, top of head slightly convex, a very shallow median groove, the interorbital space equal to length of eye; maxilla broadly expanded posteriorly, its greatest width one fourth of its length, its end not reaching front of orbit by a space two thirds as long as the eye; mandible as long as snout and eye combined; preocular ridge two thirds as long as the eye, not very prominent; premaxillary teeth small, smaller anteriorly, about 45 in number, front of the premaxillaries with three large canines on each side, one of them much larger than the others, one third as long as the eye; two large fangs on one side of the palatines, three on the other, followed on each side by three smaller teeth; a large, compressed fang at the symphysis of lower jaw, mandible with 10 to 12 teeth, increasing in size and becoming more widely separated posteriorly; eye equal to interorbital width and its length contained six and one fourth times in length of head; dorsal origin at a distance from tip of snout equal to a little more than three times length of snout, base of spinous dorsal nearly one third as long as the head, second dorsal spine longest, about one third length of head, last dorsal spine one half of postorbital part of head, interspace between dorsals one half of length of head, base of second dorsal equal to longest dorsal ray and two sevenths of length of head, last dorsal ray equal to long diameter of eye,

and one seventh of length of head; ventral under the second spine of the dorsal, its distance from the head one half of length of head, and much greater than length of pectoral; anal origin under fourth ray of second dorsal; the anal base two sevenths of length of head, longest anal ray equal to base of anal fin, last ray three fourths of diameter of eye, one third of postorbital part of head; middle caudal rays very short, external rays one half as long as the head; pectoral equal to postorbital part of head; top of head with numerous minute, embedded scales and with many series of mucous pores; cheeks and opercles scaly and without naked spaces. B. VII; D. V-II, 9; A. III, 8; V. I, 5; P. I, 12. Scales 13-126-13.

Color greenish above; lateral line yellow; lower parts silvery; iris golden; young with dusky blotches on the back and along the lateral line.

This fish seems to have been unknown to the early writers on New York fishes, the species not appearing in any publication earlier than De Kay's *New York Fauna*, in 1842. Dr De Kay calls it the northern barracuda, to distinguish it from the southern species.

The young barracuda have been taken from Cape Cod to New Jersey, the southern limit being indefinite. Individuals of 1 foot in length have been rarely seen, but examples measuring from 2 to 6 inches are extremely common as far north as Cape Cod annually, in the summer. De Kay makes the following statement about the barracuda: "This is a very active and voracious little fish. A number of them were caught in the harbor of New York and placed in a vessel with several other species. In a few hours they had devoured them all, and then commenced devouring each other. It has not been very commonly observed, owing to the difficulty of capturing them; but I have reason to believe that they are not very rare." In Great Egg Harbor bay the young were found in abundance. The smallest example seen there by myself was $2\frac{3}{8}$ inches long. The species was unknown to the fishermen. In Great South bay a single example was captured at Oak island September 30.

This barracuda is not seen in our markets, but the adults of more southerly species are considered excellent food fishes. At Key West and on Cozumel island, and in the West Indies, the barracuda is highly prized:

Several young barracuda were caught in Gravesend bay in September 1896. The species is not common in that bay. An individual $5\frac{1}{2}$ inches long was seined at Sandy Hook, Oct. 8, 1897. The fish does not live long in captivity.

Suborder RHEGNOPTERI

Family POLYNEMIDAE

Threadfins

Genus **POLYDACTYLUS** Lacépède

Anal fin not much longer than soft dorsal, of about 13 or 14 rays; vomer with teeth; preoperculum serrate; free filaments of pectorals mostly shorter than body; teeth in villiform bands on both jaws, vomer, palatines, and pterygoids; preopercle sharply serrated on its posterior margin, its angle with a scaly flap; scales rather small, finely ctenoid; first dorsal with seven or eight feeble, rather high spines, the first and last short, soft dorsal and anal fins about equaling each other; pectoral filaments three to nine; pyloric caeca in great number. Species numerous, in warm seas.

188 *Polydactylus octonemus* (Girard)

Threadfin

Polynemus octonemus GIRARD, Proc. Ac. Nat. Sci. Phila. 167, 1858, Brazos; Santiago; Galveston; young; GÜNTHER, Cat. Fish. Brit. Mus. II, 320, 1860; GOODE & BEAN, Proc. U. S. Nat. Mus. II, 128, 1880; JORDAN & GILBERT, Bull. 16, U. S. Nat. Mus. 413, 1883.

Polydactylus octonemus JORDAN & EVERMANN, Bull. 47, U. S. Nat. Mus. 830, 1896, pl. CXXVIII, fig. 350, 1900; BEAN, Bull. Am. Mus. Nat. Hist. IX, 358, 1897.

Trichidion octofilis GILL, Proc. Ac. Nat. Sci. Phila. 280, 1861, New York; adult.

Trichidion octonemus GILL, op. cit. 280, 1861.

Polynemus octofilis JORDAN & GILBERT, Proc. U. S. Nat. Mus. 590, 1882; Bull. 16, U. S. Nat. Mus. 413, 1883.

Body compressed, moderately elongate, its greatest depth from one third to two sevenths of the total length without caudal, its thickness equal to two fifths of length of head;

caudal peduncle short and stout, its least depth one half the length of head; head short, a little more than one fourth of total length without caudal, its width nearly one half its length; snout obtusely conical, its length varying with age from one seventh to one fifth of length of head; eye equal to interorbital space and its length contained from four and one third to five and one half times in length of head; mouth inferior, slightly oblique, wide, the lower jaw included, maxilla broadly expanded behind, its end reaching far behind eye, length of upper jaw nearly one half of length of head; hind margin of preopercle with numerous rather coarse spines. Distance of spinous dorsal from tip of snout equals one third of total length without caudal, base of spinous dorsal one half as long as the head, second spine longest one fifth of total without caudal, last dorsal spine two ninths as long as the second, interspace between dorsals equal to postorbital part of head, base of second dorsal contained one and three fourth times in length of head, longest dorsal ray equal to postorbital part of head, last dorsal ray one third as long as the head. Anal origin is under the fifth or sixth ray of the second dorsal, the base of the fin equals the second spine of the dorsal in length; the longest ray is one half as long as the head; the last ray is as long as the snout and eye combined. The ventral origin is under the middle of the spinous dorsal; the length of the fin is about one half the length of head. The pectoral reaches beyond the end of the spinous dorsal, but not to the vent, its length equal to length of head without the snout; the pectoral filaments are eight in number on each side, the longest reaching past the vent. Caudal deeply forked, its external rays longer than the head. D. VIII-I, 12; A. III, 13; V. I, 5; P. I, 15, 8; B. VII. Gill rakers, 21 below the angle, the longest nearly equal to eye; scales 6-70-10. Color light olivaceous, with dark punctulations; belly whitish; pectoral black in adult, pale in young.

The threadfin is found on the east coast of the United States from New York to Texas, occurring northward in summer only.

Sep. 24, 1896, three specimens were obtained by John B. De

Nyse in Gravesend bay and sent to the aquarium dead, as they would not endure captivity. The fish agrees in coloration and in every other respect with *P. octofilis* Gill, and is believed to be the adult form of *P. octonemus* Girard. This is probably the first record of its occurrence in New York waters for more than 30 years.

MEASUREMENTS

	Inches
Length, including caudal.....	8 $\frac{3}{4}$
Length to end of middle caudal rays.....	7 $\frac{1}{2}$
Length to origin of middle caudal rays.....	6 $\frac{5}{8}$
Greatest depth of body.....	2
Least depth of caudal peduncle.....	1 $\frac{1}{8}$
Length of head.....	1 $\frac{1}{4}$
Length of snout.....	$\frac{5}{16}$
Diameter of eye.....	$\frac{5}{16}$
Length of upper jaw.....	$\frac{3}{4}$
Length of mandible.....	$\frac{3}{4}$
Length of longest pectoral filament.....	2 $\frac{8}{8}$
Length of upper and lower caudal lobes.....	2 $\frac{1}{4}$
Length of pectoral.....	1 $\frac{1}{2}$
Length of longest (third) dorsal spine.....	1 $\frac{1}{4}$
Length of second dorsal ray.....	1 $\frac{1}{4}$
Length of ventral.....	1 $\frac{5}{8}$
Length of longest anal ray.....	1
Length of anal base.....	1 $\frac{1}{8}$
Length of base of first dorsal.....	$\frac{3}{4}$
Length of base of second dorsal.....	1 $\frac{1}{8}$

The longest pectoral filament reaches to below the interspace between the two dorsals and slightly past the vent. The diameter of the eye equals the length of the snout and one fifth the length of the head.

Group AMMODYTOIDEI

Family AMMODYTIDAE

Sand Lances

Genus AMMODYTES (Artedi) Linnaeus

Body elongate, lanceolate, the skin with many transverse folds running obliquely downward and backward, the small cycloid scales mostly placed in cross series between them; lateral line concurrent with the back; a fold of the skin along each side of the belly; vomer not armed with a bicuspid tooth; color silvery; vertebrae 62 or 63; one pyloric caecum. Carnivorous

fishes inhabiting sandy shores in cold regions, living in large schools, burying themselves in the sand near the tide mark. Valued as bait and useful as food for salmon and other larger fishes.

189 *Ammodytes americanus* De Kay.

Sand Lance; Sand Eel

Ammodytes americanus DE KAY, N. Y. Fauna, Fishes, 317, pl. 52, fig. 167, 1842, Queens County, New York, and Stratford, Conn.; STORER, Hist. Fish. Mass. 216, pl. XXXIII, fig. 2, 1867; GOODE & BEAN, Bull. Essex Inst. XI, 20, 1879; JORDAN & GILBERT, Bull. 16, U. S. Nat. Mus. 414, 1883; JORDAN & EVERMANN, Bull. 47, U. S. Nat. Mus. 833, 1896, pl. CXXIX, fig. 351, 1900; BEAN, Bull. Am. Mus. Nat. Hist. IX, 359, 1897.

Ammodytes vittatus DE KAY, N. Y. Fauna, Fishes, 318, pl. 60, fig. 197, 1842, New York, apparently based upon a mutilated specimen, *vide* JORDAN & EVERMANN.

Argyrotaenia vittata JORDAN & GILBERT, Bull. 16, U. S. Nat. Mus. 415, 1883.

Body long, slender, subterete, its greatest depth one tenth to one twelfth of total length without caudal, its width two fifths of length of head; head moderately long, with acutely pointed snout, length of head one fifth of total without caudal; snout nearly one third as long as the head; eye small, one sixth as long as the head, and equal to width of interorbital space; lower jaw somewhat projecting, the mandible nearly one half as long as the head, the maxilla reaching back to front of orbit; dorsal origin in advance of tip of pectoral; length of pectoral about one half the length of head; length of anal base nearly one third of total without caudal; dorsal and anal rays about equal in length and not much longer than the eye; intermaxillary protractile; vomer not armed with a bicuspid toothlike prominence, D. 55 to 63; A. 27 to 31. Lateral folds 127 to 141.

The specimens examined are from $4\frac{1}{8}$ to 7 inches long, from Nantucket, Woods Hole and Bass Rocks, Mass.

Colors as given by Dr Storer: of a dirty greenish brown on the back, the sides and abdomen silvery, the top of the head flesh-colored, the preopercles silvery, operculum cupreous and silvery, pupils black, iris silvery.

The sand lance occurs on sandy shores from Newfoundland to Cape Hatteras. In certain harbors of Cape Cod and Marthas Vineyard it often schools in myriads, so that the entire bottom

is covered from 1 to 2 inches deep and appears like an immense sheet of silver. These little fish are a very important source of food for the cod, salmon and other valuable fishes and are excellent for bait.

De Kay found the young frequently washed on shore after heavy northerly gales.

The sand lance appears in Gravesend bay in July, but is more plentiful in winter. The fish buries itself in sand and sometimes, when alarmed, will leap 4 inches above the sand. In captivity it swims continually and soon dies. It will not thrive for want of sand and proper food.

Group BERYCOIDEI

Family MULLIDAE

Surmulletts

Genus MULLUS Linnaeus

Villiform teeth in the lower jaw and on the vomer and palatines, none in the upper jaw, the bone forming a hook over the maxillary well developed; opercle without spines; interorbital space flat and wide. Otherwise as in *Upeneus*, the head rather shorter. One species known.

190 *Mullus auratus* Jordan & Gilbert

Red Mullet; Goatfish

Mullus barbatus auratus JORDAN & GILBERT, Proc. U. S. Nat. Mus. 280, 1882, Pensacola, Florida; Bull. 16, U. S. Nat. Mus. 931, 1883.

Mullus auratus JORDAN, Proc. U. S. Nat. Mus. 39, 1884; BEAN, Bull. Am. Mus. Nat. Hist. IX, 359, 1897; JORDAN & EVERMANN, Bull. 47, U. S. Nat. Mus. 856, 1896, pl. CXXXII, fig. 360, 1900.

Body moderately deep and compressed, its width equal to postorbital length of head, its greatest depth nearly equal to length of head and contained three and one half times in total length without caudal; least depth of caudal peduncle equal to postorbital part of head; head two sevenths of total length without caudal; anterior profile rather steep; intermaxilla protractile; mouth small, terminal, the upper jaw one third as long as the head and about equal to length of mandible; eye placed high, interorbital space nearly flat, its width greater

than long diameter of the eye, and about two sevenths of length of head, eye about three elevenths of length of head; barbels one fifth of total length to end of scales, and equal to length of pectoral. The spinous dorsal begins over the fifth scale of the lateral line, its base one half as long as the head, its longest spine two thirds as long as the head, its last spine scarcely as long as the eye, interspace between dorsals equal to one third the length of head, base of second dorsal one half as long as the head, longest ray slightly more than one half the length of head, last ray as long as the eye. The ventral origin is under the axil of the pectoral, also under the third scale of the lateral line; the length of the ventral is one fifth of total length to end of scales; the ventral fin reaches a little farther back than the pectoral, to a point below the twelfth scale of the lateral line. The anal origin is under about the third ray of second dorsal; the base is as long as postorbital part of head; the longest ray one half, and the last ray two sevenths of length of head. Caudal deeply forked, the middle rays, from end of scales, two fifths as long as the outer rays, which are three fourths as long as the head. Pectoral fin three fourths as long as the head, reaching to below the 12th scale of the lateral line, and end of spinous dorsal base. D. VII-I, 8; A. II, 6; V. I. 5; P. 16. Scales $3\frac{1}{2}$ -35-6.

Color scarlet; side with two yellow longitudinal stripes; snout and caudal fin scarlet, the latter with about five narrow dusky bands after preservation in spirits; first dorsal fin with an orange band at base and a yellow band higher up, the rest of the fin pale; second dorsal fin with about three narrow bands of scarlet; anal and ventrals pale; pectoral reddish; iris violet or golden; sides of head silvery, iridescent.

The red mullet ranges from Cape Cod to Florida; it is found at Woods Hole Mass., occasionally in summer; on the red snapper banks off Pensacola Fla. it is moderately abundant. The fish grows to the length of 8 inches. It has no economic value, but furnishes food for the red snapper, groupers and other food fishes.

Three individuals of *Mullus* were captured in a seine at Sandy Hook N. J. Oct. 8, 1897, and brought alive to the New York aquarium, where they are now (Nov. 30, 1897) in good condition and feed freely on shrimp. As the fish are living, it is uncertain whether or not they are *M. auratus*; but they agree in the main with the description of that species. Their endurance of water at a temperature of 50° F. is unexpected. Fishermen at Sandy Hook reported that large numbers were seen there in September and October 1897.

Recent examination of one of the specimens above referred to (No. 48796, U. S. National Museum) shows its entire agreement with the type of *Mullus auratus*.

Group SCOMBROIDEI

Family SCOMBRIDAE

Mackerels

Genus SCOMBER (Artedi) Linnaeus

Body fusiform, rather elongate, somewhat compressed; caudal peduncle slender, without median keel, but with two small keels on each side; mouth wide, with a single row of rather small, slender teeth in each jaw and on the vomer and palatines; maxillary slipping under the broad preorbital, a fleshy lobe on each side of lower jaw near its junction with maxillary; scales very small, not forming a corselet; first dorsal of nine to 12 feeble spines, separated from the second by an interspace greater than the base of the fin, second dorsal small, followed by five to nine detached finlets; anal similar to second dorsal, with similar finlets; pectorals and ventrals small, the former placed high, on the level of the eyes; caudal fin small, widely forked; pyloric appendages exceedingly numerous; air bladder small or wanting; vertebrae normally formed, 14+17 = 31; gill rakers long and slender.

Subgenus SCOMBER

191 *Scomber scombrus* Linnaeus

Common Mackerel

Scomber scombrus LINNAEUS, Syst. Nat. ed. X, 297, 1758, Atlantic; GOODE & BEAN, Bull. Essex Inst. XI, 14, 1879; JORDAN & GILBERT, Bull. 16, U. S. Nat. Mus. 424, 1883; JORDAN & EVERMANN, Bull. 47, U. S. Nat. Mus. 865, 1896, pl. CXXXIII, fig. 363, 1900.

- Scomber vernalis* MITCHILL, Trans. Lit. & Phil. Soc. N. Y. I, 423, 1815, Sandy Hook, New Jersey; DE KAY, name omitted from chapter heading, N. Y. Fauna, Fishes, 101, pl. 12, fig. 34, 1842, New York coast; STORER, Hist. Fish. Mass. 54, pl. XI, fig. 2, 1867.
- Scomber scomber* LINNAEUS, Syst. Nat. ed. XII, 492, 1766; GÜNTHER, Cat. Fish. Brit. Mus. II, 357, 1860.

Body moderately long, subterete, fusiform, the snout acute and the caudal peduncle much tapering posteriorly, the greatest height two ninths of total length without the caudal, the least depth of caudal peduncle equal to the short diameter of the eye, the width of body one half the length of head; head conical, pointed, its length one fourth of total without caudal, its width one half its length, the width of the interorbital space one half postorbital length of head; snout rather long, one third as long as the head; lower jaw slightly projecting, the mandible extending behind orbit, its length more than one half the length of head, the maxilla reaching to below front of pupil. The eye is one fifth as long as the head. The spinous dorsal originates over the middle of the pectoral; its base is a little longer than the mandible; the second, and longest, spine is two fifths as long as the head; the last spine is very short, about one third of length of eye; the interspace between the dorsals is about equal to depth of body; the second dorsal base is nearly opposite anal base, slightly in advance, its length two fifths of length of the head; the longest ray is one fourth as long as the head, the last ray two thirds as long as the eye; the second dorsal is followed by five finlets, each as long as the last ray. The anal origin is under the fourth or fifth ray of the second dorsal; the base of the fin is one third as long as the head; the longest ray is one half of postorbital length of head; the last ray is two thirds as long as the eye; the fin is followed by five finlets which are immediately opposite the dorsal finlets and of about the same size. The middle caudal rays, from end of scales, are equal to one half the greatest depth of body; the external rays are nearly twice as long as the middle rays. The ventral origin is very slightly in advance of the origin of spinous dorsal, its distance from tip of snout equaling the distance from origin of second dorsal to root of caudal fin; the length of the ventral equals three

eighths of length of head. The pectoral is one half as long as the head; the fin reaches to below the sixth spine of the dorsal. No air bladder. D. XI-I, 11-V; A. I, 11-V; V. I, 5; P. I, 16.

Color dark blue, or greenish blue, above, the upper parts with 30 or more wavy transverse bands of a darker hue, these extending below the lateral line and nearly to the median line of the body; beneath the ends of these lines and slightly separated from them is a narrow, longitudinal, dark streak running almost the entire distance from the pectoral to the caudal; top of the head very dark; a dark blotch in the axil of the pectoral; gill covers and jaws silvery; sides white with cupreous reflections; belly white.

The mackerel is one of the best known food fishes of the north Atlantic, ranging from Norway to Spain in Europe and from Labrador to Cape Hatteras in North America. It reaches the length of 18 inches. The fish is migratory and frequently disappears for a short or long period of time from its accustomed localities. On the New York coast the mackerel appears in May and June in great schools, but the number varies greatly in different years.

Two young, $3\frac{1}{4}$ to $5\frac{1}{2}$ inches long, were taken in Gravesend bay, L. I., May 23, 1896, in John B. De Nyse's shad fyke. No more were seen, and these were the first for the year. They come about the time of the appearance of anchovy and weakfish. They are often seen swimming at the surface of the bay in small bunches of 18 or 20, occasionally 100, in the latter part of May or early in June. They are always split up into small bunches, probably by the attacks of weakfish and other predaceous species which are present at the time. Flukes attack them also in shallow water.

Subgenus **PNEUMATOPHORUS** Jordan & Gilbert

192 ***Scomber colias*** Gmelin

Chub Mackerel; Thimbleeye Mackerel

Scomber colias GMELIN, L. Syst. Nat. 1329, 1788, Sardinia; DE KAY, N. Y. Fauna, Fishes, 104, pl. 11, fig. 33, 1842; JORDAN & EVERMANN, Bull. 47, U. S. Nat. Mus. 866, 1896, pl. CXXXIII, fig. 364, 1900; BEAN, Bull. Am. Mus. Nat. Hist. IX, 360, 1897.

Scomber pneumatophorus DE LA ROCHE, Ann. Mus. Nat. Hist. XIII, 315, 334, 1809, Balearic Islands.

Scomber grex MITCHILL, Trans. Lit. & Phil. Soc. N. Y. I, 422, 1815; STORER, Syn. Fish. N. A. 90, 1846.

Scomber dekayi STORER, Hist. Fish. Mass. 52, pl. XI, fig. 1, 1867; GOODE & BEAN, Bull. Essex Inst. XI, 15, 1879.

Body fusiform, subterete, moderately elongate, its greatest depth two ninths of total length to base of caudal fin; least depth of caudal peduncle two thirds of the short diameter of the eye, its width more than one half the length of head and equal to snout and eye combined; head conical, pointed, compressed, its length contained three and three fourths times in total to base of caudal, its width equal to one half its length, width of interorbital space three fifths of length of postorbital part of head; snout long, pointed, two sevenths as long as the head; lower jaw slightly projecting, the mandible extending to below hind edge of pupil, its length less than one half the length of head; the maxilla reaching nearly to front of pupil. The eye is large, covered in front and behind by an adipose membrane, its length three elevenths of length of head or two thirds of length of postorbital part of head. The spinous dorsal originates over the middle of the pectoral, a little behind the insertion of the ventral; the base is as long as the head without the snout and is much longer than the mandible; the second spine longest, one half as long as the head, the last spine minute, about one fifth as long as the eye. The interspace between the dorsals is only two thirds of depth of body. The second dorsal base is chiefly opposite anal base, but more in advance than in *Scomber scombrus*, its length equal to postorbital part of head; the longest ray is one fourth as long as the head, the last ray one half as long as the eye; the second dorsal is followed by five finlets, which increase in size posteriorly, the last one larger than last ray of dorsal, and two thirds as long as the eye. The anal origin is under the fifth or sixth ray of the second dorsal; the base of the fin is as long as the postorbital part of the head; the longest ray equals the longest of the dorsal; the last ray is one half as long as the eye; the fin is followed by five finlets of the same size as the dorsal finlets and

placed nearly opposite to them. The middle caudal rays are very short; the external rays are as long as the snout and eye combined. The ventral origin is equally distant from tip of snout and vent; the fin is two fifths as long as the head. The pectoral is one half as long as the head and reaches to below the fifth spine of the first dorsal. Air bladder present. D. IX to X-I, 11 to 12-V; A. I-I, 11-V or VI; V. I, 5; P. I, 19. Scales nearly 200.

Colors essentially the same as in *Scomber scombrus*, the wavy transverse bands about 30 in number; sides mottled with small dusky blotches below the median line; about 20 black specks on base of preopercle, usually arranged in more than one series; belly and sides silvery; a black blotch in axil of pectoral.

The chub mackerel is found in the Atlantic and Pacific oceans, north to England and Maine and to San Francisco; very common in the Mediterranean and in southern California; sometimes abundant on our eastern coast and frequently absent for long periods. It reaches the length of 14 inches and is an important food fish.

July 25, 1887, the schooner Peter Cooper caught 6000 thimble-eye mackerel off Manasquan N. J. About 50,000 mackerel were taken by the menhaden steamer, A. Morris, near Ocean City, July 19, 1887. Some of these were preserved in brine by W. B. Steelman, and I found them to be *S. colias*.

The thimbleeyes usually arrive in August. In 1886 they were often caught. This species was not found in large numbers in Gravesend bay in 1897, but in 1896 it abounded in all the little creeks, and in some instances the fish could be dipped up by the boat load with scoop nets. The fish reached 10 inches in length before the end of the summer.

Genus *AUXIS* Cuvier

Body oblong, plump, mostly naked posteriorly, anteriorly covered with small scales, those of the pectoral region enlarged, forming a corselet; snout very short, conical, scarcely compressed; mouth rather small, the jaws equal; teeth very small, mostly in a single series, on the jaws only; tail very slender,

depressed, with a rather large keel on each side; first dorsal short, separated from the second by a considerable interspace, second dorsal and anal small, each with seven or eight finlets; pectorals and ventrals small; no air bladder; branchiostegals seven; pyloric caeca dendritical; gill rakers very long and slender, numerous; vertebrae 39 in number, peculiarly modified, essentially as in *Gymnosarda*.

193 *Auxis thazard* (Lacépède)

Frigate Mackerel

Scomber thazard LACEPEDE, Hist. Nat. Poiss. III, 9, 1802, Coast of New Guinea.

Auxis vulgaris CUVIER & VALENCIENNES, Hist. Nat. Poiss. VIII, 139, 1831, Mediterranean.

Auxis rochei GÜNTHER, Cat. Fish. Brit. Mus. II, 369, 1860; JORDAN & GILBERT, Bull. 16, U. S. Nat. Mus. 425, 1883.

Auxis thazard JORDAN & GILBERT, op. cit. 911, 1883; JORDAN & EVERMANN, Bull. 47, U. S. Nat. Mus. 867, 1896, pl. CXXXIII, fig. 365, 1900.

Body stout, subterete, fusiform, tapering to a very low caudal peduncle, the greatest depth one fourth of total length without caudal, the width nearly two thirds of the depth; the least depth of caudal peduncle about two fifths of length of iris; head short, conical, pointed, its length one fourth of the total to end of middle caudal rays, its width two thirds of its length, the width of the interorbital space one half postorbital length of head; snout short, as long as the eye, one fifth as long as the head; the lower jaw not projecting when the mouth is closed, the maxilla reaching to below middle of pupil, the mandible two fifths as long as the head and reaching nearly to below hind margin of orbit. The eye is as long as the snout and one fifth as long as the head. The spinous dorsal originates a little behind the origin of pectoral and ventral, at a distance from tip of snout nearly equal to one third of total length to caudal base; its base is nearly one half as long as the head; the second spine longest, two fifths as long as the head, the last spine minute, about one sixth as long as the eye. The interspace between the dorsals equals the length of the head without the snout. The second dorsal is in advance of the anal; its base is about one fourth as long as the head; its longest ray equals snout, and its last ray is less than

one half the snout; the fin is followed by eight finlets, which decrease in size posteriorly. The anal origin is below the interspace between the end of the second dorsal and its first finlet; the anal base is as long as the second dorsal base; its first ray is as long as the snout, its last ray is one half the short diameter of the eye; it is followed by seven finlets, decreasing in size posteriorly. The middle caudal rays, from end of keel, are one fourth as long as the outer rays, which are one half as long as the head; the caudal lobes form a very obtuse angle with the caudal peduncle. The ventral origin is directly under the root of the pectoral; the fin is as long as the snout and eye combined, the ventral sheath about as long as the fin. The pectoral is falcate, many-rayed, its length four ninths of length of head; the fin reaches to below the last spine of the first dorsal. D. X-12-VIII; A. 13-VII; V. I, 5; P. 22; B. VII.

Color dark blue above with reticulated markings on the back, chiefly in the second half of the length and all above the lateral line; sides, lower parts and head silvery; ventral dark.

The frigate mackerel is found in all warm seas and ranges northward occasionally to Cape Cod; it is a rare visitor in our waters, but sometimes appears in immense schools. It has little value as food. It reaches the length of 16 inches. The species was unknown on our shores till 1880, when it arrived in almost countless numbers. Its food is the same as that of the common mackerel.

Genus *GYMNOSARDA* Gill

This genus according to Lütken differs from *Thunnus* 1) in the absence of teeth on vomer; 2) by the complete absence of scales outside of the corselet (for in *Thunnus* of the same size the skin is covered with small scales; and the limits of the corselet in the tunny and albacore are obscure, so that it can not properly be said that they have distinct corselets), and 3) by an important osteologic character, namely the peculiar development, in the form of a network or trellis, of a portion of the abdominal part of the backbone, between the vertebrae proper and the hemapophyses. Vertebrae 38. Species of smaller size than the tunnies, also pelagic, and of little value as food.

194 *Gymnosarda pelamys* (Linnaeus)*Oceanic Bonito*

Scomber pelamis LINNAEUS, Syst. Nat. ed. X, I, 297, 1758, tropical seas.

Thynnus pelamys CUVIER & VALENCIENNES, Hist. Nat. Poiss. VIII, 113, 1831.

Orcynus pelamys POEY, Syn. Pisc. Cubens. 362, 1868; GOODE & BEAN, Proc.

U. S. Nat. Mus. I, 24, 1878; Bull. Essex Inst. XI, 15, 1879.

Euthynnus pelamys JORDAN & GILBERT, Bull. 16, U. S. Nat. Mus. 430, 1883.

Gymnosarda pelamis DRESSLAR & FESLER, Bull. U. S. F. C. VII, 436, 1889;

JORDAN & EVERMANN, Bull. 47, U. S. Nat. Mus. 868, 1896.

Body oblong, abruptly tapering at both ends, stout, short, its greatest height one fourth of total length to end of middle caudal rays, its width a little more than one half the length of head, equal to postorbital part of head; least height of caudal peduncle one half the length of eye; keel one fourth as long as the head; head rather long, somewhat compressed, acute in front, conical, its length two sevenths of the total without caudal, its width over the opercles one half its length; snout not long, acute at tip, somewhat compressed, its length two sevenths of length of head; the mandible heavy and prominent, scarcely projecting; the maxilla with rounded extremity extends to below middle of pupil; the mandible extends to below hind margin of eye, its length nearly one half the length of head. The eye is obliquely oblong, its length about one fifth of length of head. The spinous dorsal originates immediately over the origins of the pectoral and ventral; the base of the fin is four fifths as long as the head; the first and longest spine one half as long as the head, the last spine one fourth as long as the snout. The interspace between the dorsals equals two thirds of length of snout. The second dorsal is equidistant from the upper angle of the gill opening and the base of the caudal fin; the base of the fin is as long as the snout and equal to base of anal; the longest ray is a very little longer than the base of the fin, the last ray is one fourth as long as the snout; the fin is followed by eight finlets, the largest in front, two fifths as long as the snout. The middle caudal rays, measured from keel, one third as long as the outer rays, which are nearly two thirds as long as the head (equal to postorbital part of head). The anal origin is nearly under the end of the second dorsal; the base of the fin is two sevenths as long as the

head; the longest ray is as long as the base of the fin, the last ray one third of length of snout; the fin is followed by seven finlets, which are rather broader than those of the dorsal. The ventral origin is directly under the origin of spinous dorsal; the length of the fin is two fifths of length of head; the ventral sheath is bifurcate and less than one half as long as the fin. The pectoral is scarcely falcate, its length one half the length of head, the fin reaching to below the 11th spine of the dorsal. D. XIV to XV, II, 12-VIII; A. II, 12-VII; P. 28; V. I, 5.

The corselet is very prominent. Its contour is defined by lines at the edge of the branchial cleft, about midway between the axil of the pectoral and the median line of the belly, extending below, beyond, and around the extremity of the pectoral (which, when normally placed, touches with its tip the outer margin of the corselet), then extending beyond its tip for a distance nearly equal to its length, around up into the lateral line, down which a narrow tract of scales continues to its extremity, though narrowed to a single row after passing its curve; passing the lateral line, the contour of the corselet curves forward and inward, then, ascending to a point distant from the median line of the back about the diameter of the orbit, it follows backward in a direction parallel to this line, to a point opposite the posterior extremity of the second dorsal, where it curves upward to the median line of the body, and completes its circuit.

When viewed from above, the rows of scales appear to be arranged concentrically about the origin of the first dorsal fin. The scales are largest along the edges of the pectoral arch and the dorsal fin, decreasing rapidly in size as they recede from these regions. There are about 30 rows between the dorsal and the upper margin of the pectoral, normally placed.

The upper parts deep bluish in life; the belly and flanks below lateral line, the opercles and throat pearly opalescent white; the lower part of the pectoral arch and tracts at the base of the ventrals and anal, as well as those parts of the opercles where the bone is close to the outer skin, chalky white. The corselet is bronzed brown in the alcoholic specimen. There are four dis-

tinged bluish lines on the sides, which are nearly parallel with the lateral line, and constitute the most prominent specific character. The first of these begins directly under the tip of the pectoral, the second at the margin of the corselet, at a point in the line from the upper to the lower axillary angles of the pectoral. The third and fourth are rather indistinct anteriorly, but very distinct in the posterior half of the body, and are about as far distant from each other as are the first two, the interval between the two pairs being slightly greater than that between the members of each pair, and equal to the diameter of the orbit. The first or uppermost line is nearly straight, the others, following the lower contour of the body, curve upward over the anal fin, and all four become lost in the darker color of the caudal peduncle.

If the Japanese fish, which has been referred to this species, be really the oceanic bonito, we must add the following notes on colors; three shorter dark stripes on the middle of the body, between the lateral line and the uppermost of the four long stripes; dark blotches on the membrane connecting the dorsal spines, beginning between the sixth and seventh spines and continuing to the end of the fin. It is not at all certain, in my estimation, that the Japanese form is the same as ours, since it appears to have a more compressed body, the spinous dorsal more posteriorly placed, and the color differences above mentioned.

The oceanic bonito is said to inhabit the warmer parts of the Atlantic and Indian oceans and the seas of China and Japan. It is a rare visitor in our waters and has no importance for food. Persons who have eaten it say the flesh is dry and, sometimes, disagreeable. It feeds on flying fish, skipjacks, small cuttlefish, mollusks, and marine plants. The maximum length recorded is 30 inches.

195 *Gymnosarda alleterata* (Rafinesque)

Little Tunny

Scomber alleteratus RAFINESQUE, Caratteri Alc. Gen. 46, 1810, Palermo.

Thynnus thunnina CUVIER & VALENCIENNES, Hist. Nat. Poiss. VIII, 104,

1831, Mediterranean; GÜNTHER, Cat. Fish. Brit. Mus. II, 364, 1860.

Thynnus brasiliensis CUVIER & VALENCIENNES, op. cit. 110, Mediterranean.

Thynnus brevipinnis CUVIER & VALENCIENNES, op. cit. 112, Mediterranean.

Orcynus alliteratus GILL, Rept. U. S. Fish. Comm. 802, 1873; GOODE & BEAN, Bull. Essex Inst. XI, 15, 1879.

Euthynnus alliteratus JORDAN & GILBERT, Bull. 16, U. S. Nat. Mus. 430, 1883.

Thynnus affinis GÜNTHER, op. cit. II, 363, 1860.

Thynnus brevirostris GÜNTHER, op. cit. II, 365, 1860.

Gymnosarda alleterata JORDAN & EVERMANN, Bull. 47, U. S. Nat. Mus. 869, 1896, pl. CXXXIV, fig. 366, 1900.

Body fusiform, much tapered at both ends, moderately compressed, its greatest height one fourth of total length without caudal, its width one half the length of the head; least depth of caudal peduncle one third of length of snout; keel well developed, three eighths as long as the head; head moderate, pointed in front, its length one fourth of the total to end of middle caudal rays, its width over the opercles equal to eye and snout combined; snout not long, acute at tip, its length two sevenths of length of head; the interorbital space equal to snout; the mandible heavy, not projecting, the maxilla expanded posteriorly, extending to below middle of pupil; the mandible extends to below hind margin of orbit, its length nearly one half the length of head. The eye is one fifth as long as the head, and two thirds of width of interorbital space. The spinous dorsal originates directly above the insertion of the ventral and slightly behind that of the pectoral; the base of the fin is nearly as long as the head; the longest spine is one half as long as the head, the last spine about one half as long as the eye; the interspace between the dorsals extremely short. The second dorsal is preceded by a short, stiff spine, which is about one third as long as the eye; the base of second dorsal is one fourth as long as the head; the longest ray is two ninths as long as the head, the last ray one half as long as the eye; the fin is followed by eight finlets, of which the fourth is longest, two thirds as long as the eye. The middle caudal rays, measured from the root of the fin, are two fifths as long as the outer rays, which are two thirds as long as the head. The anal origin is under the first detached finlet; the base of the fin is as long as the snout; the longest ray two ninths as long as the head, the last ray two thirds as long as the eye; the fin is followed by seven finlets, which are similar to the dorsal finlets. The

ventral origin is at a distance from tip of snout equal to one third of total length to caudal base; the fin is two fifths as long as the head, extending as far back as the pectoral, to a point below the ninth spine of the dorsal. The ventral sheath is little bifurcate at its tip, its length little more than one half the length of ventral fin. The pectoral is somewhat falcate, its length equal to postorbital part of head. D. XV-I, 12-VIII; A. ii, 12-VII; V. I, 5; P. I, 26.

Color bluish above, sides and lower parts silvery; several wavy, more or less interrupted, dark streaks above lateral line, beginning under the middle of the spinous dorsal; five or six roundish brown spots, about as large as the pupil, between the pectoral and ventral fins; tip of spinous dorsal and inner surface of ventral dusky.

The little tunny is common in the Mediterranean and the West Indies and ranges northward occasionally to Cape Cod. It is said to reach the length of 4 feet, but no individuals of that size are recorded from our waters. Prof. S. F. Baird collected an example about 2 feet long at Woods Hole Mass. in 1871. A specimen 13 inches long was taken at Pensacola Fla. by Silas Stearns in 1878. Though eaten in Mediterranean countries, the flesh is not much esteemed.

Genus **THUNNUS** South

Body oblong, robust, with very slender caudal peduncle; head conical; mouth wide, with one series of small, conical teeth in the jaws and bands of minute villiform or sandlike teeth on the vomer and palatines; scales present, those of the pectoral region forming an obscure corselet; first dorsal of 12 to 15 spines, which grow gradually shorter backward, the interval between last spine and second dorsal slight; second dorsal and anal short and rather high, each with eight to 10 finl ets; ventrals moderate, pectorals moderate, inserted rather below the level of the eye; vertebrae normal, 39 to 41 in number, the lower foramina very small. Open seas; the single species widely distributed. Size very large.

196 *Thunnus thyanus* (Linnaeus)*Tunny; Horse Mackerel*

Scomber thynnus LINNAEUS, Syst. Nat. ed. X, 297, 1758. Europe.

Thynnus vulgaris CUVIER & VALENCIENNES, Hist. Nat. Poiss. VIII, 58, pl. 210, 1831, European Seas; DE KAY, N. Y. Fauna, Fishes, 105, pl. 10, fig. 28, 1842, after STORER.

Thynnus brachypterus CUVIER & VALENCIENNES, op. cit. 98, pl. 211, 1831, Mediterranean.

Thynnus secundidorsalis STORER, Hist. Fish. Mass. 65, pl. XII, fig. 4, 1867.

Orcynus thynnus GOODE & BEAN, Bull. Essex Inst. XI, 15, 1879; JORDAN & GILBERT, Bull. 16, U. S. Nat. Mus. 429, 1883.

Thunnus thynnus JORDAN & EVERMANN, Bull. 47, U. S. Nat. Mus. 870, 1896.

Body oblong, tapering greatly at both ends, very robust, its greatest depth nearly one fourth of the total length to end of middle caudal rays, its greatest width one sixth of the same length. The least depth of caudal peduncle equals the length of the eye. The head is two sevenths of total length without the caudal; the snout is rather short, acute, its length contained three and one third times in length of head; the maxilla does not quite reach to below front of eye; eye small, two fifths as long as the snout, one seventh as long as the head. The spinous dorsal originates above the insertion of the pectoral; the fin is very long, reaching almost to second dorsal, high in front and rapidly and regularly diminishing in height posteriorly, its first spine longest, four ninths as long as the head, the last spine about as long as the pupil. The second dorsal base is as long as the anal base and two fifths as long as the head; the fin is deeply concave and very low behind, its longest ray one half as long as the head; the fin is followed by nine finlets which are about two thirds as long as the eye. The anal origin is under the end of the second dorsal; the base of the fin is two fifths as long as the head; the longest ray is nearly one half as long as the head; the fin is deeply concave like the second dorsal, and is followed by eight finlets of about the same size as the dorsal finlets. The caudal fin is very deeply forked, almost lunate in shape, the middle rays, measured from caudal base, contained two and one third times in the outer; the caudal keel is enormously developed, its length equal to length of snout. The ventral origin is under the second spine of the dorsal; the fin is

one half as long as the head; when extended it reaches to below the 11th spine of the dorsal. The pectoral reaches to below the 12th spine; it is falcate, its length equal to length of head without the snout. The corselet is not so well defined as in some other related species, because the entire body is scaly. The lateral line curves downward from a point under the origin of the second dorsal. D. XIV, i, 13-IX; A. i, 12-VIII; V. I, 5.

Color dark blue above; grayish below with silvery spots; pupil black, iris golden with greenish reflections; rays of spinous dorsal dusky, the connecting membrane nearly black, second dorsal reddish brown; pectorals silvery gray; ventrals black above, white beneath; dorsal and anal finlets bright yellow, dark at base and on anterior edge; gill covers silvery gray.

The tunny is the largest fish of the mackerel family, reaching a length of 10 feet or more. It is pelagic, but comes to all warm coasts, northward to England, Newfoundland, San Francisco, and Japan. In our waters it appears usually in summer and is often taken in rather large numbers off Block Island, and on Cape Cod and Cape Ann. On account of its enormous size and great strength, it is often destructive to the fishermen's fixed nets.

Dr Storer says it comes into Massachusetts bay about the middle of June and remains till early in October. It was not uncommon to observe 50 or more in a day at Provincetown. It feeds on menhaden, mackerel, whiting, dogfish and other small fishes. The usual implement of capture at first was the harpoon, but, now that its flesh has become valuable for canning and when marketed fresh, it is taken in pound nets and by line fishing. The fish arrives on the coast in poor condition and without value; but becomes very fat during the summer months, and is then utilized for the oil, which is obtained from the head and belly by boiling, and for its flesh, which is favorably regarded, either fresh, salted or preserved in cans.

The tunny is said to spawn in June, and the recently hatched young, according to Yarrell, weigh $1\frac{1}{2}$ ounces, growing to 4 ounces by August and 30 ounces in October. Adults often

weigh 1000 pounds. The killer whale is the most dreaded enemy of the tunny.

In southern California this fish is highly prized by anglers who are fond of big game and hard play. In the Bay of Chaleur and off Caraquette, in the Gulf of St Lawrence region, 100 tunny were captured by means of baited lines, and the fishing was considered exciting because the fish pulled with such violence as to endanger the lives of the fishermen by dragging them overboard. This kind of exercise might be had near Rockport Mass. or off the New Jersey coast annually in summer.

Genus *SARDA* Cuvier

Body rather elongate, covered with small scales, those of the pectoral region forming a corselet; caudal peduncle slender, strongly keeled; head large, pointed, compressed; mouth large; teeth in the jaws rather strong, conical, slightly compressed, similar teeth on the palatines, but none on the vomer; maxillary not concealed by preorbital; gill rakers long and strong; first dorsal long and rather low, of 18 to 22 rather stout spines, which are gradually shortened behind; interval between the last spine and the second dorsal short; second dorsal small, followed by 8-9 finlets; anal fin similar, usually with one less finlet; paired fins small; pectorals placed below the level of the pupil; no air bladder; pyloric caeca very numerous, treelike; vertebrae normally formed, 50 to 54 in number. Fishes of rather large size, of metallic coloration. (After Jordan and Evermann)

197 *Sarda sarda* (Bloch)

Bonito

Scomber sarda BLOCH, Ichth. X, 35, pl. 334, 1793, Europe.

Pelamys sarda DE KAY, N. Y. Fauna, Fishes, 106, pl. 9, fig. 27, 1842; GÜNTHER, Cat. Fish. Brit. Mus. II. 367, 1860; STORER, Hist. Fish. Mass. 63, pl. XI, fig. 5, 1867.

Sarda pelamys GOODE & BEAN, Bull. Essex Inst. XI, 15, 1879.

Sarda mediterranea JORDAN & GILBERT, Bull. 16, U. S. Nat. Mus. 427, 1883.

Sarda sarda BEAN, Bull. U. S. F. C. VII, 138, 1888; DRESSLAR & FESLER, Bull. U. S. F. C. VII, 440, pl. VIII, 1889; JORDAN & EVERMANN, Bull. 47, U. S. Nat. Mus. 872, 1896; BEAN, Bull. Am. Mus. Nat. Hist. IX, 360, 1897, Gravesend Bay.

Body fusiform, much tapered at both ends, moderately elongate, robust, its greatest height nearly equal to length of head and nearly one fourth of total length without caudal, its greatest width two thirds of its height; least depth of caudal peduncle one third of length of snout; head four fifteenths to one fourth of total length to caudal base, its width over the opercles equal to length of its postorbital part; interorbital space strongly convex, one third of length of head, greater than snout, twice diameter of orbit; snout rather long, one third as long as the head, acute, the jaws equal in front; maxilla much expanded behind, reaching slightly behind orbit, the upper jaw one half the length of head; mandible equal to width of body, reaching considerably behind eye; eye small, vertically oblong, its vertical diameter about one half the length of snout. The spinous dorsal begins directly over the insertion of pectoral; the fin is very long, high in front, tapering rapidly and almost regularly to the last spine, which is only about one sixth as long as the second, and longest, this being two fifths as long as the head. The interspace between the dorsals is one half as long as the eye. The second dorsal base is as long as the snout and eye combined; the longest ray is four times as long as the last ray and one third as long as the head; the upper margin of the fin is deeply concave; the fin is followed by eight small finlets, the longest as long as the eye. The anal origin is under the last dorsal ray or the first dorsal finlet; the base of the fin is as long as the snout; the longest ray is nearly five times as long as the last ray and three eighths as long as the head; the fin is followed by seven or eight finlets (usually seven) the longest equal to length of eye; the anal is deeply concave, like the second dorsal. The caudal fin is crescentic, the external rays three times as long as the middle rays and the lobes narrow and tapering, their width at base about one third of their length and one fourth the length of head. The ventral origin is under the second or third spine of the dorsal; the fin is three tenths as long as the head; its sheath is small and raylike, less than one half as long as the fin. The pectoral is falcate, broad at base, short, reaching to

below the eleventh spine of the dorsal, its length one half the length of head. The lateral line very wavy but with no great curves; the caudal keel nearly as long as the eye and snout combined. The corselet is developed only as a narrow stripe extending from the nape to a point a little behind the tip of pectoral, its width about one fifth of its length, and about equal to eye. D. XX to XXI, 13 to 14-VIII; A. 14-VI or VII; V. I, 5; P. I, 24.

Color steel blue above, the sides silvery, the abdomen and under surface of head silvery white; from 10 to 20 dark bluish, narrow bands obliquely downward and forward from the back, some of them almost reaching the belly; iris yellowish; first dorsal fin sometimes pale, sometimes nearly black; pectoral dark above, light beneath.

The bonito inhabits the Atlantic ocean on both coasts and is common in the Mediterranean. On our coast it ranges habitually north to Cape Ann. It reaches the length of 30 inches and the weight of 10 or 12 pounds. Though not generally esteemed as a food fish, it meets with a steady sale either fresh or salted, like the mackerel. The fish is believed to live in the open sea, coming to the shores only to feed or to deposit its eggs. It is predaceous and active, feeding insatiably on mackerel and menhaden; it takes trolling bait as freely as the bluefish, to which it is not inferior in quality of flesh.

The fish is generally scarce in Gravesend bay. Five were taken in one day in a pound net in October 1897, an unusual number for that species. The bonito will not live in captivity.

Genus *SCOMBEROMORUS* Lacépède

Body elongate, wholly covered with rudimentary scales, which do not form a distinct corselet; head pointed, comparatively short and small; mouth wide, the strong teeth in the jaws more or less compressed or knife-shaped; villiform or sandlike teeth on the vomer and palatines; maxillary not concealed by preorbital; gill rakers few; caudal peduncle with a single keel; spinous dorsal low, of 14 to 18 feeble spines; soft dorsal and anal short, similar, somewhat elevated and falcate, each followed by

seven to 10 finlets; ventrals small; pectorals moderate, near the level of the eye; air bladder present; vertebrae normally formed, 45 in number. Fishes of the high seas; graceful in form and beautiful in color; among the best of food fishes. (After Jordan and Evermann)

198 *Scomberomorus maculatus* (Mitchill)

Spanish Mackerel

Scomber maculatus MITCHILL, Trans. Lit. & Phil. Soc. N. Y. I, 426, pl. VI, fig. 8, 1815, New York.

Cybiium maculatum DE KAY, N. Y. Fauna, Fishes, 108, pl. 73, fig. 232, 1842, New York; GÜNTHER, Cat. Fish. Brit. Mus. II, 372, 1860; STORER, Hist. Fish. Mass. 68, pl. XIII, fig. 1, 1867; GOODE & BEAN, Bull. Essex Inst. XI, 15, 1879.

Scomberomorus maculatus JORDAN & GILBERT, Bull. 16, U. S. Nat. Mus. 426, 1883; BEAN, Bull. U. S. F. C. VII, 138, 1888; 19th Rep. Comm. Fish. N. Y. 254, pl. VII, fig. 9, 1890; JORDAN & EVERMANN, Bull. 47, U. S. Nat. Mus. 874, 1896, pl. CXXXIV, fig. 368, 1900.

Body elongate, much compressed, fusiform, its greatest depth from one fourth to two ninths of total length without caudal, its width two fifths of its depth and equal to postorbital part of head; least depth of caudal peduncle one half the postorbital part of head; head rather short, compressed, the lower jaw heavy, but not projecting, length of head one fifth of total without caudal; maxilla somewhat expanded posteriorly, extending to hind margin of orbit, the upper jaw equal to snout and eye combined; 16 strong conical teeth on each side in upper jaw, and 13 in the lower, vomer with a broad, short patch of minute, villiform teeth, palatine teeth similar, in club-shaped patches; mandible equal to head without snout; snout one third as long as head, very acute; posterior nostril twice as large as anterior; eye one fifth as long as head; interorbital space very convex, its width nearly equal to snout; gill rakers short, 2 above and 11 below the angle of the first arch. The spinous dorsal originates over the insertion of the pectoral and considerably in advance of the ventral origin; the base of the fin is long, as long as the head plus the length of the snout; the second and longest spine is three sevenths as long as the head and four times as long as the last spine, the fin decreasing in height regularly from

the second to the last spine. The interspace between the dorsals is about one half the length of the eye. The second dorsal base is three fourths as long as the head; the longest ray nearly four times as long as the last ray, and one half as long as the head; the fin is followed by eight finlets, none of which are longer than the eye. The anal originates under the middle of the soft dorsal; its base is two thirds as long as the head, its longest ray three and one half times as long as its last ray, and one half as long as the head; the fin, like the second dorsal, is deeply concave; it is followed by eight finlets equal in size to the dorsal finlets. The caudal is very deeply forked, its outer rays as long as the head. The ventral originates under the fourth spine of the dorsal, its length three elevenths of length of head, the fin reaching to below the ninth spine of dorsal; there is no ventral covering, the inner rays of the two sides being slightly united at the base. The pectoral is broad, falcate, extending to below the 10th dorsal spine, its length equal to head without snout. D. XVII to XVIII-16 to 18-VIII to IX; A. ii, 16 to 17; V. I, 5; P. i, 21. Lateral line strongly developed, with a moderate curve under the second dorsal, its course from there to caudal somewhat wavy.

Color silvery; upper parts bluish; sides with numerous oblong spots of a dull orange, none of them more than one third as long as the snout, these spots fully as numerous above the lateral line as below it; the membrane connecting the first eight spines of the dorsal black, the rest of the fin white; soft dorsal with a yellowish tinge, its margin dark; anal and ventral white; pectoral black inside, yellowish with dark borders outside and covered with dusky points; caudal dusky except at base.

The Spanish mackerel inhabits the Atlantic and Pacific coasts of North America, on our coast ranging north to Maine and south to Brazil. It is one of the choicest of our food fishes and grows to the length of 3 feet and the weight of 10 pounds. The species spawns on the Long Island coast in August or earlier. The eggs are very small, about $\frac{1}{25}$ inch in diameter, and they float in salt water. The rate of growth is unknown, as the

young are seldom or never seen by persons who know the fish. The Spanish mackerel is caught chiefly in pound nets.

It is recorded that the species has been obtained off the coast of Maine by Capt. Atwood. Mitchill describes the species without making any remark on its abundance or scarcity, and states that it comes in July. In 1854 the species had very little importance in the New York market, but at the present time it is one of the most highly prized fishes and is obtained in large numbers. Spanish mackerel have been sparingly caught by trolling off Fire island inlet. We did not obtain the species in Great South bay, but Erastus Gordon of Patchogue informed us that it is obtained in moderate numbers. In 1884 the fish was not plentiful and the average price was about \$1 each. They appear in New York waters in July and usually leave in September. The spawning season at Long Island begins late in August and continues about a month. The Spanish mackerel congregate in enormous schools. Mr Earll records the appearance of a school off Long Island which was estimated to contain several million individuals. The fish are taken principally in traps; a few are caught by trolling, but this is an unsatisfactory method of capture.

199 *Scomberomorus regalis* (Bloch)

Cero

Scomber regalis BLOCH, Ichth. pl. 333, 1795, Martinique.

Cybium regale GÜNTHER, Cat. Fish. Brit. Mus. II, 372, 1860.

Scomberomorus regalis JORDAN & GILBERT, Bull. 16, U. S. Nat. Mus. 426, 1883; JORDAN & EVERMANN, Bull. 47, U. S. Nat. Mus. 875, 1896, pl. CXXXV, fig. 369, 1900.

Very similar in shape and general appearance to *S. maculatus*; the greatest depth of body one fifth of total length without caudal, the greatest width two fifths of length of head; the least depth of caudal peduncle one half the length of snout; head longer than in *S. maculatus*, two ninths of total without caudal; the snout long and very acute, three eighths as long as the head; the interorbital space scarcely convex, its width two sevenths of length of head; jaws equal in

front, maxilla not reaching to hind margin of orbit, the upper jaw equal to snout and eye combined and much more than one half the length of head; the mandible equal to head without snout, reaching to below hind margin of orbit; 15 or 16 large, compressed, conical teeth in each side of upper jaw, and about the same number of similar teeth in lower; eye large, more than one fifth of length of head, nearly equal to interorbital space; gill rakers 3+12, the longest one half as long as the eye. The spinous dorsal originates a little farther back than the pectoral and nearly over the insertion of the ventral; the base of the fin equals its distance from tip of snout; the second spine is the longest, one half as long as snout and eye combined; the fin is shaped as in *S. maculatus*, the last spine being very short. The interspace between the dorsals is about one third the diameter of the eye. The second dorsal base is one half as long as the head and equal to its longest ray; the last ray is one half as long as the eye; the fin is followed by eight or nine finlets; its upper margin, like that of the anal, is deeply convex. The anal origin is under the middle of the second dorsal; the longest ray a little exceeds longest of dorsal; the last ray one half the length of eye; the fin is followed by eight finlets. The caudal keel is one third as long as the head; the caudal fin is very deeply forked, the outer rays as long as the head and the lobes narrow at the base. The ventral origin is midway between tip of snout and vent; the fin is two thirds as long as the snout and extends to below the seventh spine of the dorsal. The pectoral is broad at the base, falcate, its length equal to snout and eye combined, the fin extending to below the 10th spine of the dorsal. D. XVII-i, 15-VIII; A. ii, 14-VIII; V. I. 5; P. i, 24. Lateral line curved downward below the second dorsal and the second half of it more or less undulating; pectoral scaly.

Color silvery; a narrow longitudinal stripe of brownish or bronze beginning behind the pectoral and running to base of caudal; numerous oblong brownish spots mostly below this stripe, none of them more than one half the diameter of eye;

upper anterior part of spinous dorsal black, the rest of the fin white.

The spotted cero is found from Cape Cod to Brazil, but is not common northward; it is abundant in the West Indies. The species grows to the length of 5 feet and the weight of 20 pounds; it is a fish of the same good qualities as the Spanish mackerel and is readily caught by trolling.

200 *Scomberomorus cavalla* (Cuvier)

Kingfish; Sierra

Cybium cavalla CUVIER, Règne Anim., ed. 2, II, 200, 1829, Brazil.

Cybium caballa CUVIER & VALENCIENNES, Hist. Nat. Poiss. VIII, 187, 1831, Caribbean Sea; STORER, Syn. Fish. N. A. 93, 1846; GÜNTHER, Cat. Fish. Brit. Mus. II, 373, 1860.

Scomberomorus caballa JORDAN & GILBERT, Bull. 16, U. S. Nat. Mus. 427, 1883.

Scomberomorus cavalla DRESSLAR & FESLER, Bull. U. S. F. C. VII, 444, pl. XI, 1889; JORDAN & EVERMANN, Bull. 47, U. S. Nat. Mus. 875, 1896.

Body more slender and elongate than in the other species of the genus, its greatest depth one sixth to one fifth of total length without caudal; rather less compressed than in *S. regale*; the least depth of caudal peduncle one half the length of snout; head one fifth of total length without caudal; snout acute, two fifths as long as head; maxilla long, reaching beyond hind margin of orbit; mandible a little longer than snout and eye combined; eye small, one sixth of length of head, the inter-orbital space convex; teeth triangular, much compressed, about 25 to 30 in each side of each jaw; gill rakers very short, eight below the angle on first arch. The spinous dorsal is inserted directly above the origin of the pectoral and slightly behind the ventral; its base equals one half the distance from tip of snout to origin of second dorsal; the second, and longest, spine is three times as long as the last spine and two sevenths as long as the head. The interspace between the two dorsals equals diameter of eye. The second dorsal originates midway between tip of snout and end of middle caudal rays; the base is as long as the snout and eye combined and is about equal to anal base; the longest ray is six times the length of last ray and equal to snout; the upper margin of the fin is deeply concave; the fin is

followed by nine small finlets, all nearly equal in size, about two thirds as long as the eye. The caudal fin is crescentic, the width of the lobe at base two fifths of its length, the external rays two and one half times as long as the middle rays, measured from root of fin, and one third of distance from tip of snout to origin of second dorsal. The anal origin is under the middle of the second dorsal; the longest anal ray is four times length of last ray and equal to snout; the upper margin is deeply concave; the fin is followed by eight finlets, the longest about one half the diameter of eye. The ventral is a little in advance of pectoral; its length one half the length of mandible, the fin reaching to below the sixth spine of dorsal. The pectoral is falcate, median, its length equal to snout and eye combined, and reaches to below the ninth spine of dorsal. A patch of elongate scales on head behind and below the eye and at the upper angle of the gill opening; several much enlarged scales behind the head, in front of and above the base of pectoral. The lateral line makes a deep downward curve under the end of the spinous dorsal, and its second half is sinuous. A well developed caudal keel. D. XIV to XV, i, 15-VIII to IX; A. ii, 15-VIII; V. I, 5; P. i, 23.

Color grayish silvery, the sides sometimes with dark spots, or yellowish in the young; spinous dorsal blackish above, or without dark blotch.

The kingfish, or cavalla, is a very important and valuable food fish of the tropical Atlantic, coming in immense numbers to the Florida Keys, the West Indies, and north to Charleston, occasionally, in summer, to Cape Cod. Southward it extends to Africa and Brazil, frequenting the open seas. It grows to the length of 6 feet and the weight of 100 pounds. In habits it resembles the Spanish mackerel; it is caught by trolling, and at Key West it is so abundant that two men in a small sailboat sometimes catch more than 100 in a day. The flesh is excellent, either fresh or smoked.

Family TRICHIURIDAE

Cutlas Fishes

Genus TRICHIURUS Linnaeus

Body extremely elongate, bandlike, the tail very slender, tapering to a fine point, without caudal fin; head long, with a very wide mouth; the jaws armed with unequal and very strong teeth; upper jaw with about four long, strongly compressed barbed teeth; teeth on the palatines, none on the vomer; lower jaw longest; preorbital covering cleft of mouth posteriorly; dorsal fin single, low, occupying the whole of the back, the spines not distinguishable from the soft rays; anal very long, its base more than half the length of the body, composed of detached spines which are very short, nearly hidden in the skin, the anterior directed backward, the posterior forward; ventral fins wanting; pectorals small; no scales; lateral line decurved, concurrent with the belly; vertebrae 39+120, ribs excessively frail. Color silvery. Voracious fishes of the high seas, reaching a considerable size. (After Jordan and Evermann)

201 *Trichiurus lepturus* Linnaeus*Scabbard Fish; Hairtail*

Trichiurus lepturus LINNAEUS, Syst. Nat. ed. X, I, 246, 1758, America; CUVIER & VALENCIENNES, Hist. Nat. Poiss. VIII, 237, 1831; DE KAY, N. Y. Fauna, Fishes, 109, pl. 12, fig. 35, 1842, Jamaica, Sandy Hook; GÜNTHER, Cat. Fish. Brit. Mus. II, 346, 1860; JORDAN & GILBERT, Bull. 16, U. S. Nat. Mus. 422, 1883; JORDAN & EVERMANN, Bull. 47, U. S. Nat. Mus. 889, 1896, pl. CXXXVII, fig. 375, 1900; BEAN, Bull. Am. Mus. Nat. Hist. IX, 360, 1897.

Trichiurus argenteus SHAW, Gen. Zool. IV, 90, pl. 12, 1803, after LINNAEUS; MITCHILL, Trans. Lit. & Phil. Soc. N. Y. I, 364, 1815.

Body greatly compressed, elongate, tapering to a very fine point, the greatest height little more than one half of length of head, which is contained from seven and one half to eight and one half times in total; mouth wide, oblique; the lower jaw strongly projecting, the maxilla mostly concealed under the preorbital, reaching to below front of pupil, the mandible one half as long as the head and extending to a point behind the orbit; interorbital space flat, its width equal to diameter of eye; snout long and acute, three tenths as long as the head; a single large

nasal opening near the front of the orbit; eye round, one sixth as long as the head; gill rakers spiny, few, about seven above the angle of the first arch, those below the arch mostly small or obsolete, the longest above angle about one third of diameter of eye; operculum produced into a long, thin flap, acute behind. The dorsal fin begins at a distance from tip of snout equal to two thirds of length of head; its origin is not far behind the eye; the longest ray is about three eighths as long as the head. The pectoral is partly covered by the opercular flap; its length equals length of snout. The vent is at a distance from tip of snout which equals two and three fourths times length of head. The anal fin, consisting of low, almost concealed, detached spines, begins close behind the vent; its base is five and one half times as long as the head. The lateral line drops rapidly downward from the upper angle of the gill opening to a point below the median line. Four long and strong fanglike teeth in the front of the upper jaw and one or two fangs on the front of the mandible, from seven to 10 sharp teeth in each side of each jaw; small teeth on the palatines, none on the vomer. D. 135; A. 109. The individual described was taken at Point Pleasant N. J. It is number 49224, U. S. National Museum. Color silvery.

The scabbard fish frequents warm seas and ranges north to Cape Cod and Lower California; it is very abundant in the West Indies. The fish is a voracious inhabitant of the high seas, and reaches the length of 5 feet. It is highly esteemed for food in Jamaica and at Pensacola; in Jamaica it forms the object of a very important hook and line fishery.

The scabbard fish is rarely seen in Gravesend bay. A young individual was obtained from John B. De Nyse's pound in August 1897. It had been captured by another fish while in the pound; but was rescued in good condition.

Family ISTIOPHORIDAE

Sailfishes

Genus ISTIOPHORUS Lacépède

Body slender, much compressed, covered with elongate scales; numerous small teeth on the jaws and palatines; ventral fins

present, of two or three rays; dorsal fin extremely high, continuous, as in the young of *Tetrapturus* and *Xiphias*, the rays very numerous, none being aborted, the height of the first much greater than that of body; anal fin divided; air bladder sacculate; intestine short, nearly straight; sword usually shorter and less flattened than in *Xiphias*, the edge more rounded, the lower jaw more developed. The skin is also rougher. Large fishes of the warm seas; the number of species uncertain, probably several. (After Jordan and Evermann)

202 *Istiophorus nigricans* (Lacépède)

Sailfish; Spikefish

Makaira nigricans LACÉPÈDE, Hist. Nat. Poiss. IV, 688, 1803, Rochelle.

Histiophorus americanus CUVIER & VALENCIENNES, Hist. Nat. Poiss. VIII, 303, 1831, Brazil.

Istiophorus nigricans JORDAN & EVERMANN, Bull. 47, U. S. Nat. Mus. 891, 1896, pl. CXXXVII, fig. 376, 1900; SMITH, Bull. U. S. F. C. XVII, 97, 1898; GOODE, Proc. U. S. Nat. Mus. IV, 415, 1882.

Body compressed, highest in front, elongate, the greatest height one seventh of the total length from tip of upper jaw to end of middle caudal rays; least height of caudal peduncle one half of postorbital length of head; the upper jaw projecting beyond the lower a distance more than equal to greatest height of body; the profile of the head descending very steeply from the origin of the dorsal to the eye; the lower jaw extending in front of the eye a distance equal to postorbital part of head. The dorsal fin begins on the nape and extends nearly the entire length of the back, but the first is separated from the second by a very deep and long notch and a short interspace; the longest spine equals one half the distance from the eye to the second dorsal and is one fourth of total length including caudal; the spinous dorsal forms almost a semicircle when fully expanded, with a deep anterior and a deeper median notch. The second dorsal base is one sixth as long as the head to tip of upper jaw; its longest ray is one half the length of postorbital part of head. The caudal is very deeply forked, its width at base one fourth of length of external rays, which are nearly one fourth of total without caudal. There are two small keels on the base of the caudal. The divided anal fin

begins under the 33d spine of the dorsal, the base of the two fins equaling one fourth the distance from tip of upper jaw to origin of second dorsal; the longest ray equals postorbital part of head; the second anal is similar to the second dorsal, but somewhat smaller. The ventral originates under the fifth spine of dorsal; its length is a little more than one fourth of total length to end of middle caudal rays. The pectoral is one half as long as the beak and eye combined and nearly equals the greatest height of body. Eye small, one third of postorbital part of head. D. XLIV-7; A. 9 to 10-7; V. 2.

Color bluish black, paler below; dorsal dusky bluish, with numerous roundish black spots, from one third to one fourth the diameter of orbit, on its membrane.

The sailfish lives in the warmer parts of the Atlantic, ranging northward to France and, occasionally, to Cape Cod. Here described from a drawing of specimen taken at Woods Hole Mass.; color notes from Dr Jordan. The species reaches the length of 10 feet. It is valuable for food but rarely comes to our markets.

Genus *TETRAPTURUS* Rafinesque

Body much compressed, covered with rudimentary embedded scales; sword rounded on the edge; caudal keel double; small teeth in the jaws and on the palatines; ventral fins represented each by a single spine; dorsal fins separate in the adult, part of the middle rays being aborted, not greatly elevated, their height not greater than the depth of the body; air bladder sacculated; vertebrae 12 + 12; intestine short, nearly straight; pyloric caeca very numerous. Large fishes of the deep seas. They swim in deep water, according to Poey, and pass Cuba in pairs in summer, bound for the Gulf of Mexico. Males smaller than females. (After Jordan and Evermann)

203 *Tetrapturus imperator* (Bloch & Schneider)

Billfish; Spearfish

Xiphias imperator BLOCH & SCHNEIDER, Syst. Ichth. 93, pl. XXI, 1801, Mediterranean.

Tetrapturus belone CUVIER & VALENCIENNES, Hist. Nat. Poiss. VIII, 280, 1833.

Tetrapturus albidus POEY, *Memorias*, II, 237, 1861, Havana; JORDAN & GILBERT, *Bull.* 16, U. S. Nat. Mus. 420, 1883.

Histiophorus belone GÜNTHER, *Cat. Fish. Brit. Mus.* II, 513, 1860.

Tetrapturus imperator GOODE, *Proc. U. S. Nat. Mus.* IV, 417, 1882; JORDAN & EVERMANN, *Bull.* 47, U. S. Nat. Mus. 892, 1896; SMITH, *Bull. U. S. F. C.* XVII, 97, 1898.

Body similar in shape to that of the sailfish, its greatest depth contained six and one fourth times in total length without caudal; the least height of caudal peduncle one fourth of the greatest depth. The head forms one third of total length without caudal; the upper jaw is exactly twice as long as the post-orbital part of the head and extends beyond tip of mandible a space equal to length of eye and postorbital part of head combined; the maxilla extends far behind the eye; the eye is about one fifth as long as postorbital part of head. The dorsal begins on the nape, over the upper angle of the gill opening. The first dorsal occupies nearly one half of the total length without caudal; its anterior sixth is elevated and the rest of the fin is low; the longest spine (the fourth) is about one third as long as the head, the 10th is only one seventh as long as the head, and the last is scarcely one half as long as the eye. The interspace between the dorsals is three elevenths of length of head. The second dorsal base is one seventh as long as the head; its first ray is one and one half times as long as the eye, and its last ray is about equally long, but some of the intervening rays are shorter. The caudal fin is narrow, crescentic, its width at base of lobes one fourth of its length, the external rays equal to one fourth the distance from eye to caudal base. The first anal fin originates under the 29th ray of the dorsal; the base is one fourth as long as the head; the longest ray two sevenths as long as the head, the last ray minute. The interspace between the anals is one third as long as the head. The base of the second anal equals one third of postorbital length of head, the first and last rays equal, and as long as the base of the fin, the intervening rays shorter; two strong keels on the base of the caudal, each of them about twice as long as the eye. The ventral is very slender and long; it originates under the ninth ray of the dorsal, its length equal to postorbital part of

head. The pectoral insertion is under the sixth ray of the dorsal; the fin is nearly one half as long as the head; its position is in the lower fourth of the height. The sword is rounded on the edges and much narrower than in the swordfish. D. III, 35 to 39-6; A. II, 13-6; V. I, 4; P. 19; vertebrae 12 + 12.

Color deep blue above, a little lighter on the flanks, passing into white below; fins intense blue, second anal and outside of pectoral clearer, first dorsal with rounded spots, more intense, of same color; iris clear blue, cornea blackish.

Body covered with lanceolate, embedded scales. The color notes here given are from Dr Goode's excellent description in *Proceedings of the U. S. National Museum*, IV, 420, 1882.

The spearfish is found in the West Indies and on our Atlantic coast, ranging northward to Cape Cod. Individuals more than 7 feet long have been taken, and the species is said to reach the length of 26 feet. At Woods Hole it is generally rare; but between 1885 and 1890 numbers were captured in the traps in Vineyard sound and Buzzards bay during July and August, according to Dr Hugh M. Smith. Most were caught in the trap farthest up Buzzards bay, at Quissett harbor.

The spearfish in our waters is said to resemble the swordfish in its movements and manner of feeding. Nothing is known of its breeding habits or its young. It is taken by means of hooks in deep water or by spearing at the surface. The hook fishing is not altogether a safe pastime, as the fishermen are often liable to be wounded or drowned by the fierceness and strength of the fish. Numerous instances are recorded of vessels having been pierced by the beak of the spearfish, and parts of such vessels containing the spear are exhibited in several museums.

The flesh of the spearfish is highly esteemed in some localities.

Family XIPHIIDAE

Swordfishes

Genus XIPHIAS Linnaeus

Swordfishes without teeth, and without ventral fins. Body somewhat compressed; dorsal fins two, the anterior beginning opposite the gill openings, falcate and elevated, its height rather

less than that of the body, second dorsal very small, on the tail, opposite the small second anal. In the young, teeth are present, and the two dorsal fins are connected, the fin being elevated as in the species of *Istiophorus*. First anal similar to first dorsal, but smaller, less falcate, and far behind it; pectoral fins moderate, falcate; skin naked, more or less rough, specially in the young, which have rudimentary scales; sword flattened and trenchant; caudal keel single; intestines long, sinuous; air bladder simple; pelvic arch obsolete. Fishes of great size, reaching a weight of 300 to 400 pounds, the flesh red and rich in flavor, highly valued as food. (After Jordan and Evermann)

204 *Xiphias gladius* Linnaeus

Swordfish

Xiphias gladius LINNAEUS, Syst. Nat. ed. X, I, 248, 1758, Europe; BLOCH, Ichth. pl. 76, 1784; MITCHILL, Am. Month. Mag. II, 242, Feb. 1818; CUVIER & VALENCIENNES, Hist. Nat. Poiss. VIII, 255, pl. 225, 226, 1831; DE KAY, N. Y. Fauna, Fishes, 111, pl. 26, fig. 79, 1842; GÜNTHER, Cat. Fish. Brit. Mus. II, 511, 1860; STORER, Hist. Fish. Mass. 71, pl. XIII, fig. 2, 1867; GOODE & BEAN, Bull. Essex Inst. XI, 14, 1879; JORDAN & GILBERT, Bull. 16, U. S. Nat. Mus. 420, 1883; JORDAN & EVERMANN, Bull. 47, U. S. Nat. Mus. 894, 1896; SMITH, Bull. U. S. F. C. XVII, 97, 1898.

Body fusiform, tapering greatly toward the caudal fin, the head not long, but with a very long upper jaw produced into a beak or "sword," the greatest depth of the body one sixth of total length to base of caudal, the least height of caudal peduncle nearly equal to length of eye. The upper jaw is three times as long as the rest of the head; the "sword" is broad and rather thin. The lower jaw extends in front of the eye a space equal to one half of postorbital part of head. The angle of the mouth is well behind the eye. The eye is circular, its diameter one third of postorbital part of head and about $\frac{1}{18}$ of total length of head. The dorsal begins over the upper angle of the gill opening; it is very high, nearly as high as the body, strongly falcate, its upper margin deeply concave, and the posterior rays very short. The distance between the dorsals is less than one third of length of head. The second dorsal is very small, its base only one half as long as the eye, and its height one and four

fifths times its length of base; it is located a very little in front of the caudal keel. The caudal is crescentic, its external rays two fifths as long as the head. The caudal keel is single, median, its length nearly one sixth of length of head. The second anal is directly under the second dorsal and is of about the same size; the first anal is equidistant from the root of the caudal and the end of pectoral base; its base is as long as the caudal keel; its longest ray equals postorbital part of head, its last ray minute; the margin of the fin deeply concave. The pectoral origin is below the hind margin of the operculum; the base is narrow, about one fifth of length of fin, which is equal to depth of body. D. 39 to 40-2 to 4; A. 18 to 21-3; P. 20.

Color "above rich purplish blue, shading into whitish beneath, the sides and belly with a silvery luster. Fins dark bluish with silvery sheen except dorsal. Top of head rich purplish blue, the color extending upon the rostrum. Lower side of rostrum rich brownish purple. Eye deep blue."

The swordfish inhabits the Atlantic and comes near both coasts; it is most abundant between Cuba and Cape Breton, rather common in the Mediterranean, and is occasionally taken off southern California. The fish appear in the vicinity of Sandy Hook about June first, and the fishing season continues as far east as Marthas Vineyard and Nantucket shoals till about the middle of September. They disappear to the southward as soon as the cold winds begin to blow. They feed on mackerel, menhaden, and squid. They are often caught on trawl lines, but the chief means of capture is the harpoon.

The average length of swordfish is 10 feet, but individuals measuring 16 feet are on record. An individual weighing 750 pounds was killed in 1874 off Portland.

The flesh of this fish is very palatable, and the fishery is an important one as well as an exciting occupation.

Young swordfish have the skin covered with small, rough excrescences, the jaws much more nearly equal, and the dorsal and anal fins not divided into two separate parts.

Family CARANGIDAE

Crevalles

Genus OLIGOPLITES Gill

Body compressed, oblong or lanceolate; caudal peduncle slender, not keeled; head short, compressed, acute, occipital keel sharp; mouth rather large, with small, sharp teeth in bands on jaws, tongue, vomer and palatines, none on the pterygoids; jaws about equal, the upper not protractile, except in the very young, in which it is movable as in other Carangidae; maxillary very narrow, without distinct supplemental bone; gill rakers rather long; scales small, linear, and extremely narrow, embedded in the skin at different angles; lateral line unarmed; dorsal spines rather strong, three to five in number, nearly free in the adult; second dorsal very long, its posterior rays penicillated and nearly or quite disconnected, forming finlets; anal rather longer than soft dorsal, much longer than the abdomen, its last rays forming similar finlets, anal spines strong; ventral fins depressible in a groove; pectoral fins very short. Species few, in the tropical seas of America. (After Jordan and Evermann)

205 *Oligoplites saurus* (Bloch & Schneider)*Leather Jacket*

Scomber saurus BLOCH & SCHNEIDER, Syst. Ichth. 321, 1801, Jamaica.

Chorinemus occidentalis GÜNTHER, Cat. Fish. Brit. Mus. II, 475, 1860; not

Gasterosteus occidentalis LINNAEUS, Syst. Nat. ed. XII, I, 490.

Oligoplites occidentalis GILL, Proc. Ac. Nat. Sci. Phila. 166, 1863.

Scombroides occidentalis JORDAN & GILBERT, Bull. 16, U. S. Nat. Mus. 447, 1883.

Oligoplites saurus JORDAN & GILBERT, op. cit. 973, 1883; JORDAN & EVERMANN, Bull. 47, U. S. Nat. Mus. 898, 1896, pl. CXXXVIII, fig. 378, 1900; BEAN, Bull. Am. Mus. Nat. Hist. IX, 360, 1897; SMITH, Bull. U. S. F. C. XVII, 97, 1898.

Body elongate, much compressed, fusiform, its greatest height contained three and two thirds times in total length without caudal (4 times in total to end of middle caudal rays), its width two sevenths of its height and two fifths of length of head; least depth of caudal peduncle equals length of eye; head short, one fifth of total without caudal, its width three sevenths of its length; snout moderately pointed, its length about equal to orbit

and three sevenths of length of head; nostrils a little nearer to eye than to tip of snout, the anterior tubular and much smaller than the posterior; interorbital space convex but with a narrow, sharp, low keel, the width of the space equal to length of snout; the slender maxilla reaches to below the hind margin of the eye, the length of the upper jaw being a little more than the snout and eye combined; the mandible is two thirds as long as the head; a double series of small, sharp, curved, conical teeth in each jaw; vomer and palatines with bands of villiform teeth, an oblong patch of villiform teeth on the tongue; gill rakers about 15, mostly below the angle, the longest two thirds as long as the eye. The origin of the spinous dorsal is nearly over the tip of the pectoral and at a distance from tip of snout equal to one third of total length without caudal; the length of the base equals length of head without the snout; the first spine, depressible forward as well as backward, is nearly as long as the pupil, the third and fifth equal and nearly as long as the snout; the membrane behind the second to fifth spines one half the height of spines; the interspace between the dorsals is very short. The second dorsal base equals one half the distance from eye to root of caudal; the fin is composed chiefly of detached or semidetached finlets; the longest ray is equal to length of snout and eye combined; the last finlet equal to length of eye. A well developed procumbent spine before the dorsal. The middle caudal rays are one third as long as the external rays, which are as long as the head. The anal fin is preceded by two strong, sharp, subequal spines, the second as long as the eye, both followed by membrane; the base of the anal equals that of the soft dorsal; the longest ray two fifths as long as the head, the fin composed chiefly of partly detached rays, the last ray about as long as the snout. The ventral origin is directly under the lower axil of the pectoral; the fin reaches to the vent and to a point below the third spine of dorsal. The pectoral is on the level of the lower margin of the eye; it is three fifths as long as the head and reaches to below the second spine of the dorsal. Head

naked; body covered with small, linear, embedded scales, which are irregularly arranged; fins scaleless. D. \bar{V} , I, 20; A, II, I, 20; V. I, 5; P. I, 16. Top of head and back bluish; sides and lower parts silvery; fins, interopercle and iris yellow.

The leather jacket inhabits both coasts of tropical America, extending northward to Cape Cod and Lower California; it is very common in the West Indies and the Gulf of Mexico. Rare at Woods Hole, Mass., where only three examples were secured from 1874 to 1886 in traps and pound nets. At Newport R. I. the species is occasionally seen. The fish is rare in Gravesend bay; an example $9\frac{3}{4}$ inches long and $2\frac{1}{2}$ inches deep was secured in John B. De Nyse's pound in the summer of 1896. The fish has no value as food.

Genus NAUCRATES Rafinesque

This genus differs from *Seriola* only in the reduction of the spinous dorsal to a few (four or five) low, unconnected spines. The young, called *Nauclerus* and *Xystophorus*, have the spines of the dorsals connected by membrane, and a more or less distinct strong spine at the angle of the operculum. A single pelagic species widely distributed in the open seas.

206 *Naucrates ductor* (Linnaeus)

Pilotfish

Gasterosteus ductor LINNAEUS, Syst. Nat. ed. X, I, 295, 1758, pelagic.

Scomber ductor MITCHILL, Trans. Lit. & Phil. Soc. N. Y. I, 424, 1815.

Naucrates noveboracensis CUVIER & VALENCIENNES, Hist. Nat. Poiss. VIII,

325, 1831; DE KAY, N. Y. Fauna, Fishes, 112, 1842, and figure of

Naucrates ductor, pl. 74, fig. 235.

Naucrates ductor CUVIER & VALENCIENNES, Hist. Nat. Poiss. VIII, 312, pl.

232, 1831; GÜNTHER, Cat. Fish. Brit. Mus. II, 374, 1860; JORDAN &

GILBERT, Bull. 16, U. S. Nat. Mus. 443, 1883; JORDAN & EVERMANN,

Bull. 47, U. S. Nat. Mus. 900, 1896, pl. CXXXIX, fig. 379, 1900; SMITH,

Bull. U. S. F. C. XVII, 97, 1898.

Naucrates indicus CUVIER, Règne Anim. Ill. Poiss. pl. 54, fig. 1, 1830.

Body fusiform, elongate, moderately thick, its greatest height one fourth of total length without the caudal, and about equal to length of head, its width equal to three fifths of length of head; least depth of caudal peduncle about equal to long diameter of eye; head subconical, the snout obtuse, length of

head one fourth of total without caudal; snout two sevenths as long as the head; interorbital space convex, its width one half the length of head without the snout; maxilla expanded behind, reaching to below front of eye; mandible three sevenths as long as the head, reaching to below hind margin of eye; top of head and cheeks scaly, most of opercle and preopercle and all of interopercle naked; teeth in bands in the jaws but comparatively few and weak; vomerines and palatines also small and the lingual patch narrow; gill rakers stout, short, about 17 below the angle, the longest one half the length of eye; eye one sixth as long as the head. The spinous dorsal consists of four short, isolated spines, the first located nearly above the end of the base of ventral, the second and third spines the longest and about one fourth as long as the snout. The second dorsal begins midway between tip of snout and base of caudal; the base of the fin is nearly three times as long as the pectoral; the second ray is longest and one half as long as the head, the last ray as long as the eye; the upper margin of the fin is slightly concave. There is a long, fleshy keel on the caudal peduncle, longer than the postorbital part of the head. The caudal is deeply forked, its outer rays more than twice as long as the middle rays, both measured from base of caudal fin; the outer rays are as long as the head. The anal is preceded by two very small spines; the base of the fin is as long as the head; the longest ray is as long as the snout and eye combined, the last ray as long as the snout. The vent is under the 10th ray of the dorsal. The ventral fin is under the lower axil of the pectoral; its length is three fifths of length of head; when extended, it reaches to below the origin of the second dorsal. The pectoral fin is below the level of the eye; its length is about equal to length of ventral; it reaches to below the third spine of the dorsal. D. IV-I, 26 to 27; A. II, I, 16 to 17; V. I, 5; P. I, 20. Scales minute, about 55 rows between gill opening and origin of second dorsal. Color bluish with five to seven broad, dark bands, some of these extending on the fins; outer margin of caudal, ventral and pectoral nearly black.

The pilotfish is pelagic in all tropical and temperate seas; it is occasionally taken on our coast as far north as Provincetown Mass., but is not at all common. It was reported at Woods Hole Mass. by Prof. Baird in 1871. The young are developed in the open ocean and are so different in appearance from the adult that they have been described as a distinct genus. The fish has no economic value.

Genus *SERIOLA* Cuvier

Body oblong, moderately compressed, not elevated; occiput and breast not trenchant; head usually more or less conical, not very blunt; mouth comparatively large, with broad bands of villiform teeth on both jaws, tongue, vomer and palatines; a broad, strong, supplemental maxillary bone; premaxillaries protractile; scales small; lateral line slightly arched, forming a keel on the caudal peduncle, not armed with bony plates; sides of head with small scales; first dorsal with about seven low spines, connected by membrane; second dorsal very long, elevated in front; anal similar to the soft dorsal but not nearly so long, shorter than the abdomen, preceded by two very small free spines, which disappear in old fishes; no finlets; ventral fins very long; pectorals short and broad; gill rakers moderate. Species of moderate or large size.

207 *Seriola zonata* (Mitchill)

Banded Rudder Fish

Scomber zonatus MITCHILL, Trans. Lit. & Phil. Soc. N. Y. I, 427, 1815, New York Bay.

Seriola zonata CUVIER & VALENCIENNES, Hist. Nat. Poiss. IX, 213, 1833; DE KAY, N. Y. Fauna, Fishes, 128, pl. 9, fig. 26, 1842, Long Island Sound; GÜNTHER, Cat. Fish. Brit. Mus. II, 465, 1860; STORER, Hist. Fish. Mass. 79, pl. XV, fig. 5, 1867; JORDAN & GILBERT, Bull. 16, U. S. Nat. Mus. 445, 1883; GOODE & BEAN, Bull. Essex Inst. XI, 16, 1879; BEAN, Bull. U. S. F. C. VII, 139, 1888; JORDAN & EVERMANN, Bull. 47, U. S. Nat. Mus. 902, 1896; BEAN, Bull. Am. Mus. Nat. Hist. IX, 360, 1897; SMITH, Bull. U. S. F. C. XVII, 97, 1898.

Halatractus zonatus GILL, Proc. Ac. Nat. Sci. Phila. 442, 1862.

Body fusiform, compressed, moderately deep, its greatest depth one third of total length without caudal, its width less than one half the depth and equal to postorbital length of head; least depth of caudal peduncle equals one half length of snout;

head rather long and subconical, compressed, its length nearly equal to depth of body, nearly one third of total length without caudal; snout long and pointed, three eighths as long as the head, twice as long as the eye; interorbital space convex, indistinctly keeled, its width equal to length of snout; maxilla broadly expanded behind, reaching to below middle of pupil; mandible extending to below hind margin of eye; nostrils small, midway between tip of snout and eye; gill rakers 3+13, the longest two thirds as long as eye. The spinous dorsal originates a little behind the pectoral insertion and directly over the origin of the ventral; the base of the fin is as long as the postorbital part of the head; the first spine is much shorter than the second, the third or fourth is longest, about as long as the eye, the last is minute. The second dorsal is preceded by a very short, stout spine; the base of the fin equals its distance from the nostril; the longest ray is equal to postorbital part of head, the last ray one fourth as long as the head and reaches to the base of the caudal fin. A low, unarmed keel is developed on the caudal peduncle. The caudal fin is deeply forked, the outer rays being nearly as long as the head. The anal fin is preceded by a single very small spine; the longest ray is one third as long as the head, the last ray one fourth as long as the head; the margin of the second dorsal and anal fins is very slightly concave. The ventral is very long, reaching nearly to the vent, and to below the 13th ray of the dorsal, its length nearly equal to length of head. The pectoral reaches to below origin of second dorsal, its length equal to snout and eye combined. Lateral line strongly arched over the pectoral. D. VII, I, 37 to 38; A. I to II, i, 20 to 21; V. I, 5; P. i, 19.

Color bluish above, lower parts white; five or six broad dark bands on the sides, extending on the dorsal and anal fins; a narrow dark band obliquely from the spinous dorsal to the eye; spinous dorsal black; ventral black above, pale beneath; tips of caudal fin white. The bands become fainter or disappear in old fish.

The banded pilot is found on our east coast from Cape Ann to Cape Hatteras; it reaches the length of 2 or 3 feet. The

young are very common as far north as Cape Cod. The species is seldom used for food. The name, shark's pilot, is in use at Somers Point N. J.

Two individuals of the banded pilot were taken in Gravesend bay in September 1897. The species will live in captivity only when it has ample room. It feeds on small killifish, which it takes with a rush much like that of the brook trout.

208 *Seriola lalandi* Cuv. & Val. (?)

Amber Fish

Seriola lalandi CUVIER & VALENCIENNES, Hist. Nat. Poiss. IX, 208, 1833, Brazil; GÜNTHER, Cat. Fish. Brit. Mus. II, 463, 1860; GOODE & BEAN, Bull. U. S. F. C. I, 43, 1881; JORDAN & GILBERT, Proc. U. S. Nat. Mus. 271, 1882; JORDAN, Proc. U. S. Nat. Mus. 122, 123, 1884; JORDAN & EVERMANN, Bull. 47, U. S. Nat. Mus. 903, 1896, pl. CXL, fig. 382, 1900; BEAN, Bull. Am. Mus. Nat. Hist. IX, 160, 1897; SMITH, Bull. U. S. F. C. XVII, 97, 1898.

Seriola gigas POEY, Memorias, II, 227, 1860, Cuba.

Zonichthys gigas POEY, Syn. Pisc. Cubens, 371, 1868.

Body oblong, moderately elongate, robust, its greatest height contained four and one fourth times in the total length without caudal, its width seven times; the least depth of the caudal peduncle equals one seventh of the length of head; head long, conical, its length two sevenths of total length without caudal; snout long and somewhat pointed, its length two and one fifth times diameter of eye and one third of length of head; the jaws are equal in front; the maxilla reaches to below middle of pupil, and the length of the upper jaw is contained two and two sevenths times in length of head; the mandible is slightly more than one half as long as the head; the expanded end of maxilla exceeds the diameter of the eye, which is contained six and two fifths times in length of head; gill rakers 4+10, the longest nearly as long as the eye, very thin, much wider at base, and tapering gradually to a small, rounded point, very finely toothed on inner margin; teeth in broad, villiform bands in both jaws, an arrow-shaped patch with long, slender backward process on vomer, similar bands on palate and pharynx. The distance from snout to vertical from origin of spinous dorsal is nearly three times the length of base of the fin; the third and longest spine

is seven and one half times as long as the last spine and nearly one fourth as long as the head; the base of spinous dorsal is contained two and two sevenths times in length of head. The interspace between the two dorsals is less than the length of the eye. The second dorsal base is one and one half times as long as the head; the second ray is the longest and equals three times the length of the eye, the last ray about one third as long as the second. The anal origin is under the middle of the second dorsal and at a distance from the vent equal to one fourth the length of head; the anal base is as long as the head; the longest ray is nearly one half as long as the head, the last ray about equal to the last of the dorsal; the anal and second dorsal fins are elevated in front but very low for the most of their length. The ventral origin is directly under the insertion of the pectoral; the fin when extended reaches to below the last spine of dorsal, its length more than one half the length of head. The pectoral is broad at its base, somewhat falcate, its length nearly one half the length of head, the fin extending to below the seventh spine of the dorsal. D. VII, 36; A. I, 24; V. I, 5; P. 21. Scales about 24-160-30.

The ground color is gray with purplish iridescence. A golden bronze stripe beginning on the snout and continued behind the eye to the caudal in a nearly straight line, slightly above the median line. Another bronze stripe begins above the eye and extends to the first dorsal. In life two dark bands showed between the eyes and extended to the first dorsal. Sides and lower parts much mingled with silvery white; iris gray overlaid with golden yellow; pupil bluish black; all the fins colored like the body except the ventrals, which are whitish underneath, and gray mingled with white above.

The weight of the fish was 13 pounds $1\frac{1}{2}$ ounces.

The specimen described was obtained by Mr De Nyse in Gravesend bay, July 15, 1896. For the purpose of comparison and verification of this identification, a series of measurements is here given in tabular form.

MEASUREMENTS

	Inches
Length, including caudal.....	33½
Length to end of middle caudal rays.....	30½
Length of external caudal lobes from pit.....	7
Length of middle caudal rays.....	2
Greatest depth of body.....	6¾
Least depth of caudal peduncle.....	1½
Greatest thickness of body.....	4
Length of head.....	8
Length of upper jaw.....	3½
Width across end of maxilla.....	1½
Length of mandible.....	4½
Length of snout.....	2¾
Diameter of eye.....	1¼
Diameter of pupil.....	⅝
Distance from snout to vertical from first dorsal origin	10¼
Length of first dorsal base.....	3½
Length of first spine.....	⅝
Length of second spine.....	1¼
Length of third (longest) spine.....	1⅞
Length of seventh spine.....	¼
Distance from snout to second dorsal (obliquely).....	14¼
Length of second dorsal base.....	11¾
Length of second ray of second dorsal.....	3¾
Length of first ray.....	1⅞
Length of last ray.....	1¾
Length of pectoral.....	3⅞
Length of ventral.....	4⅝
Distance from ventral origin to anal origin.....	10¼
Distance from vent to anal origin.....	2

The amber jack here mentioned is supposed to be identical with the *S. lalandi* of Cuvier & Valenciennes, a species ranging regularly from Brazil to West Florida and occasionally northward in summer to Cape Cod. It grows to the length of 5 or 6 feet and the weight of 100 pounds, and it is a good food fish as well as a robust and vigorous prize for the angler.

Genus *ELAGATIS* Bennett

Body long and slender; second dorsal and anal long, each with one detached finlet composed of two rays behind the rest of the fin. Otherwise essentially as in *Seriola*. The short spines preceding the anal fin are somewhat remote from the rest of the fin. Branchiostegals 7; lateral line not armed; villiform teeth in bands in the jaw, on the vomer and the palatines.

209 *Elagatis bipinnulatus* (Quoy & Gaimard)*Runner*

Seriola bipinnulata QUOY & GAIMARD, Voyage Uranie, Zool. I, 363, pl. 61, fig. 3, 1824; Keeling islands.

Seriolichthys bipinnulatus GÜNTHER, Cat. Fish. Brit. Mus. II, 468, 1860.

Seriola pinnulata POEY, Mémoires, II, 233, 1860.

Elagatis pinnulatus JORDAN & GILBERT, Bull. 16, U. S. Nat. Mus. 446, 1883.

Elagatis bipinnulatus JORDAN & EVERMANN, Bull. 47, U. S. Nat. Mus. 906, 1896; BEAN, Bull. Am. Mus. Nat. Hist. IX, 361, 1897.

Body moderately elongate, slender, fusiform, its greatest depth one fourth of total length without caudal, its width three eighths of length of head; least depth of caudal peduncle equals diameter of eye; head conical, compressed, its width over opercles equal to length of postorbital part; a low occipital keel; snout moderately long, obtusely pointed, its length nearly equal to width of interorbital space, and contained three and one fourth times in length of head; lower jaw slightly projecting; maxilla almost reaching to below front of eye, the upper jaw one third as long as the head; mandible reaching nearly to below front margin of pupil, its length equal to postorbital part of head; interorbital space with a low keel between two shallow furrows, its width one third of length of head; eye one fourth the length of head (in young examples $5\frac{1}{2}$ inches long), about one fifth in older fish; gill rakers 9+27, the longest one half as long as the snout. The spinous dorsal base is short, equal to postorbital part of head; the spines are very slender, closely placed, the longest not so long as the eye; the spines are depressible into a sheath; the origin of the fin is over the middle of the length of the pectoral. The soft dorsal originates about over the end of the ventral, midway between tip of snout and base of caudal; the longest ray is as long as the postorbital part of the head; the fin is shaped as in *Seriola*, the second half being very low, the last ray about two thirds as long as the eye; the fin is followed by two finlets, the longest as long as the eye. The caudal is deeply forked, the middle rays, from base of fin, one third as long as the outer rays, which are as long as the head; no keel on the caudal peduncle. The anal origin is under the 15th ray of the dorsal; the base of the fin is as long as the head;

the longest ray is three eighths as long as the head; the last ray two thirds as long as the eye; the fin is followed by two finlets, the longer as long as the eye. The ventral reaches a little beyond the origin of the soft dorsal; the length of the fin is equal to snout and eye combined. The pectoral is as long as the ventral; it reaches to below the last spine of the dorsal; the fin originates slightly in advance of the ventral insertion. Body covered with small, cycloid scales; head naked except on sub-orbital and postorbital regions; scales extending somewhat on bases of soft dorsal and anal fins. D. VI-I, 26 to 27, 2; A. II, I, 16 to 17, 2; V. I, 5; P. I, 20. Scales 16-110-20.

Color of upper parts bluish; lower parts pale yellowish; caudal fin yellowish, the margin dusky; ventrals and pectorals yellowish tinged with blue; a blue band as wide as the eye from orbit to upper margin of caudal peduncle; another from snout along lower margin of orbit and continuing to the caudal, passing above the pectoral.

The runner is recorded from the East Indian archipelago, Polynesia, and tropical parts of the Atlantic, straying northward in summer, rarely to Long Island, where specimens have been taken by Dr Seth E. Meek and John B. De Nyse. The fish attains to the length of 30 inches. The example captured by Mr De Nyse was taken in his pound at Gravesend bay Aug. 2, 1895; it is now preserved in the U. S. National Museum. The length of the specimen is about 15 inches. Young fish, about 4 to 6 inches long, are before me from Florida and Cuba.

GENUS DECAPTERUS Bleeker

Body elongate, little compressed, almost perfectly fusiform; head short, pointed; mouth rather small; jaws about equal, the dentition feeble; maxillary rather broad, with a supplementary bone; premaxillaries protractile; scales moderate, enlarged for the whole length of the lateral line, but spinous and bony posteriorly only; second dorsal and anal each with a single detached finlet; free anal spines very strong; first dorsal well developed, persistent; pectorals comparatively short; abdomen rather shorter than anal fin; gill rakers long and slender. Species numerous.

210 *Decapterus punctatus* (Agassiz)*Scad; Round Robin*

- Scomber hippos* MITCHILL Trans. Lit. & Phil. Soc. N. Y. I, pl. V, fig. 5, 1815; Am. Month. Mag. II, 246, Feb. 1818, not of LINNÆUS.
- Caranx punctatus* AGASSIZ, Spix. Pisc. Bras. 108, pl. 56a, fig. 2, 1829, Brazil; CUVIER & VALENCIENNES, Hist. Nat. Poiss. IX, 38, 1833; DE KAY, N. Y. Fauna, Fishes, 122, pl. 73, fig. 233, 1842; GÜNTHER, Cat. Fish. Brit. Mus. II, 426, 1860.
- Decapterus punctatus* POEY, Syn. Pisc. Cub. 368, 1868; JORDAN & GILBERT, Bull. 16, U. S. Nat. Mus. 432, 1883; BEAN, 19th Rep. Comm. Fish. N. Y. 256, 1890; Bull. Am. Mus. Nat. Hist. 362, 1897; JORDAN & EVERMANN, Bull. 47, U. S. Nat. Mus. 907, 1896; SMITH, Bull. U. S. F. C. XVII, 97, 1898.

Body scombriform, moderately elongate, its greatest depth one fifth to two ninths of total length without caudal, its width one half the length of head; least depth of caudal peduncle one sixth the length of head; head subconical, moderately compressed, its width one half its length, the snout obtusely pointed, as long as the eye, two sevenths as long as the head, the jaws subequal in front; maxilla expanded posteriorly, reaching to below front of eye; premaxilla projectile; mandible one half as long as the head, reaching to below front of eye; eye round, equal to snout, two sevenths of length of head; interorbital space convex, covered with small scales, its width equal to eye; a low, but distinct nuchal keel; opercular bones partly naked; gill rakers very numerous, long and slender; a small prominence on the shoulder girdle in front of base of pectoral; teeth in jaws uniserial, teeth on vomer and palatines, present or absent on tongue. The spinous dorsal originates over the 13th or 14th scale of the lateral line and slightly in advance of the middle of the pectoral; the base of the fin is as long as the head without the snout; the first spine is very slender, and as long as the eye; the longest spine as long as the snout and eye combined. The soft dorsal base is one third of total length including the caudal; the longest ray is one half as long as the head, the last ray two thirds as long as the eye; the fin is followed by a single finlet consisting of two rays, the length equal to length of eye. The middle caudal rays are two fifths as long as the outer, which are five sixths as long as the head. The anal base is one

third of total length without caudal; the fin is preceded by two short, stiff spines with a membrane behind each, the first of these spines two thirds as long as the eye; the longest anal ray is one half as long as the head and three times as long as the last ray; the fin is followed by a single two-rayed finlet which is three fourths as long as the eye. The ventral origin is equally distant from tip of snout and anal origin; the fin reaches to below the sixth spine of the dorsal, its length one half the length of head. The pectoral reaches to below the end of the spinous dorsal, its length three fourths of length of head. Head scaly except on the nasal, mandibular and preorbital regions; body covered with small scales; dorsal, anal and pectoral fins more or less scaly at base; lateral line with a long arch in its anterior one half, passing through enlarged scales in its curved part and armed with 41 scutes in its straight part. D. VIII-i, 31-I; A. II-i, 24 to 27-I; V. I, 5; P. i, 20.

Color slaty blue above, silvery below; a small, dark, opercular spot, smaller than the pupil; a series of 12 or 13 dark points in the curved part of the lateral line.

The dotted scad, or round robin, is a very common fish at the Bermudas and in the West Indies. On the east coast it is found from Cape Cod to Brazil, but only young or half grown specimens are taken on Long Island and around Cape Cod. The species grows to the length of 1 foot. In the Bermudas it is an important food fish and furnishes infinite sport for the small anglers.

Dr Mitchill illustrates it in fig. 5, pl. 5, of his *Fishes of New York*, and names it the hippos mackerel. In Dr De Kay's *New York Fauna* it is the spotted caranx. It is taken not uncommonly at Woods Hole Mass. The species appears to be rare in New York waters, as it was known to De Kay only from the descriptions of Mitchill and Cuvier. The fish has not been recognized in Gravesend bay, but it is abundant in August at Southampton L. I. and has been taken at Fire Island in October during the fall migration.

211 *Decapterus macarellus* (Cuv. & Val.)*Mackerel Scad*

Caranx macarellus CUVIER & VALENCIENNES, Hist. Nat. Poiss. IX, 40, 1833 (Martinique); GÜNTHER, Cat. Fish. Brit. Mus. II, 426, 1860.

Decapterus macarellus POEY, Enumeratio, 79, 1875; JORDAN & GILBERT, Bull. 16, U. S. Nat. Mus. 433, 1883; JORDAN & EVERMANN, Bull. 47, U. S. Nat. Mus. 909, 1896, pl. CXL, fig. 383, 1900; BEAN, Bull. Am. Mus. Nat. Hist. IX, 362, 1897; SMITH, Bull. U. S. F. C. XVII, 97, 1898.

Body elongate, fusiform, subterete, its greatest depth one fifth of total length, its width one half the length of head; least depth of caudal peduncle one eighth of length of head; head long, subconical, snout obtusely pointed, lower jaw slightly projecting, length of head one fourth of total without caudal; maxillary not quite reaching to front of orbit; the upper jaw equal to length of snout; mandible extending to below front of eye, its length equal to postorbital part of head; nostrils on top of head, nearer eye than to tip of snout; eye large, one fourth the length of head; interorbital space convex, its width equal to eye; a very low keel on top of head; no scales on nasal and preorbital regions; gill rakers 8+30, the longest two thirds as long as the eye. The spinous dorsal originates at a distance from tip of snout equal to one third the total length without caudal; the longest spine is one half as long as the head, the last spine minute. The interspace between the two dorsals is one half the diameter of eye. The second dorsal base equals one third of total length to end of middle caudal rays; the anterior one fourth of the fin is much higher than the rest, the longest ray one third of length of head, the last ray one half as long as the snout; the fin is followed by a single finlet of two rays, the longer two thirds as long as the eye. The caudal fin is moderately forked, the middle rays, from base of fin, four sevenths as long as the outer, which are equal to snout and eye combined. The anal fin is preceded by two short, sharp spines, the first longer, one half as long as the snout; the rays begin under the ninth ray of the second dorsal; the base is as long as the distance from ventral origin to preanal spines; the longest ray about one third as long as the head, the last ray one half as long as the snout; the fin is followed by a single two-rayed finlet,

which is two thirds as long as the snout. The ventral insertion is under the lower axil of the pectoral; the fin extends to below the fifth spine of the dorsal, its length equal to postorbital part of head. The pectoral extends to below the sixth spine of the dorsal, its length equal to the head without the snout. Small scales on nape; nasal, preorbital and mandibular regions naked; sides of head mostly with enlarged, thin scales; small scales on opercle; margin of subopercle finely serrate; body covered with small scales; anterior half of lateral line with a slight curve, the scales prominent; posterior half of lateral line straight and armed with about 31 keeled scutes, the armed portion constituting the second half of the length. D. VIII-i, 34-1; II-i, 28-1; V. I, 5; P. i, 24. Scales 15-100+31-18.

Color slate blue or plumbeous above, silvery below; a small, black opercular spot, smaller than pupil; upper axil of pectoral black.

The mackerel scad inhabits the warm parts of the Atlantic, ranging northward in summer to Cape Cod. It has not yet been reported in Gravesend bay, but was seined in abundance in the Atlantic at Southampton L. I. Aug. 31, 1897, associated with *Decapterus punctatus*, young *Scomber*, *Pomatomus*, *Rhombus*, *Clupea*, *Etrumeus*, two species of *Stolephorus*, and *Paralichthys*.

The species grows to the length of 1 foot. It is excellent for food but large individuals seldom reach our coast. It is said to be more abundant along the south Florida coast, where it lives in shallow water and in harbors, usually moving about in small schools. At Key West the fish are caught in seines, and are eaten.

Genus *TRACHURUS* Rafinesque

Body rather elongate, somewhat compressed, not elevated, tapering to a slender caudal peduncle, which is as broad as deep; scales present, not very small; lateral line armed throughout with plates, those on the caudal peduncle larger and spinous; an accessory dorsal branch to the lateral line; snout rather long; mouth moderate; minute teeth mostly in single series on

jaws, vomer and palatines; dorsals two, the first preceded by a procumbent spine, no finlets; two strong spines before the anal, connected by membrane; pyloric caeca numerous. About 4 species known; found in all warm seas.

212 *Trachurus trachurus* (Linnaeus)

Gascon; Saurel

Scomber trachurus LINNAEUS, Syst. Nat. ed. X, I, 298, 1758, Mediterranean.

Caranx trachurus CUVIER & VALENCIENNES, Hist. Nat. Poiss. IX, 11, pl. 246, 1833; CUVIER, Règne Anim. Ill. Poiss. pl. 57, fig. 1.

Trachurus saurus JORDAN & GILBERT, Bull. 16, U. S. Nat. Mus. 912, 1883.

Trachurus trachurus BLOCH, Naturgesch. Ichth. II, 138, pl. 36, 1784; GÜNTHER, Cat. Fish. Brit. Mus. II, 419, 1860 (in part); LÜTKEN, Spolia Atlantica, 125, 1880; JORDAN & GILBERT, Proc. U. S. Nat. Mus. 269, 1882; JORDAN & EVERMANN, Bull. 47, U. S. Nat. Mus. 910, 1896, pl. CXL, fig. 384, 1900.

Body strongly compressed and moderately deep, the depth contained four times in the length of the body; head rather long, its length being contained three and one half times in that of the body; eye large, equal to snout, its length contained four times in that of the head; mouth moderate, the maxillary reaching the front of the eye; arch of lateral line short, reaching scarcely beyond pectoral, one and one third in the straight part, the plates high, nearly as high anteriorly as posteriorly, their height more than half of eye. Greenish, sides silvery; a dusky opercular spot. Length one foot. North Atlantic, chiefly on the coasts of Europe, south to Spain and Naples; it is very rare on our coast, recorded from Newport R. I., Pensacola, and Cape San Lucas. D. VIII-I, 29; A. II-I, 28; scutes 40+37.

The saurel, or scad, ranges north to the Trondhjem fiord, latitude 65°, and is said to occur as far south as Portugal. On the coast of Holland it is known as the *marse banker*, or *hors*. It is interesting to American ichthyologists, since the similarity of its habits to those of the menhaden caused the latter fish to be called among the early Dutch colonists of New York by the same name.

The seads are described by European writers as occurring on those coasts in enormous schools, moving like menhaden but with feeding habits similar to those of our bluefish. They are fairly

good food fishes, but of small size, seldom exceeding 1 foot in length. Only a few specimens have been recorded on our Atlantic coast from Newport R. I., Pensacola Fla., and Cape San Lucas, Lower California.

Genus **TRACHUROPS** Gill

This genus is close to *Caranx*, differing in the more elongate form and specially in the structure of the shoulder girdle, which has a deep cross furrow at its junction with the isthmus, with a fleshy projection above the furrow.

213 *Trachurops crumenophthalmus* (Bloch)

Big-eyed Scad; Goggler

Scomber crumenophthalmus BLOCH, Ichth. pl. 343, 1793.

Scomber plumieri BLOCH, op. cit. pl. 344, 1793, Antilles; STORER, Syn. Fish. N. A. 100, 1846.

Caranx crumenophthalmus LACEPÈDE, Hist. Nat. Poiss. IV, 107, 1803; CUVIER & VALENCIENNES, Hist. Nat. Poiss. IX, 62, 1833; GÜNTHER, Cat. Fish. Brit. Mus. II, 429, 1860; JORDAN & GILBERT, Bull. 16, U. S. Nat. Mus. 434, 1883.

Trachurops crumenophthalmus JORDAN & GILBERT, Proc. U. S. Nat. Mus. 196, 1883; JORDAN & EVERMANN, Bull. 47, U. S. Nat. Mus. 911, 1896, pl. CXXI, fig. 385, 1900; BEAN, Bull. Am. Mus. Nat. Hist. IX, 362, 1897; SMITH, Bull. U. S. F. C. XVII, 97, 1898.

Body oblong elongate, little compressed, the back not elevated. The depth is contained three and one half times in the length. Head elongate, rather pointed, the lower jaw projecting; maxillary reaching past the front of the eye, which is very large, longer than snout, much deeper than cheeks, and greater than the interorbital width. The length of the head is contained three and one half times, while that of the eye is contained three times in the length of the body. A single series of teeth in each jaw, very weak teeth on vomer and palatines, a patch of teeth on tongue. Shoulder girdle near isthmus with a fleshy projection, in front of which is a deep cross furrow; adipose eyelid largely developed; scales comparatively large; cheeks and breast scaly; gill rakers long and numerous; lateral line scarcely arched, its scutes weak, but little carinated; dorsal spines slender; free anal spines strong; pectorals falcate, shortish, about one and one seventh in the head; an angle at lower posterior part of opercular region as in *Clupea*. Bluish olive above, silvery

below; a faint opercular spot. Length about 2 feet. D. VIII-I, 26; A. II-I, 22; scutes 35.

Found on both coasts of tropical America, and extending northward on our east coast to Cape Cod; common in the West Indies and on the west coast of Mexico; also found on the coast of Africa and in most tropical seas; abundant in the Caribbean sea in winter.

This is the goggler or goggle-eyed jack of the Bermudas and the *Cicharra* of Cuba. In the Bermudas it is a food fish of some importance. In January 1885 a few individuals were seined at the island of Cozumel, off Yucatan. The fish was found to be excellent for the table.

At Woods Hole Mass., according to Dr Smith, it is common every year from about October 15 to November 15, the individuals taken measuring from 4 inches to 6 inches in length.

July 25, 1901, a single example, about 4 inches long, was picked up dead on the ocean beach opposite Clam Pond cove; one of a number of little fish which had probably been driven ashore by bluefish or some other predatory species, for the fish had recently died, and there had been no storm. Seven species in all were found in a distance of about 2 miles; they were common mackerel, bluefish, mackerel scad, two species of anchovy, young sea her-ring, and the big-eyed scad.

The big-eyed scad is taken in the fall in Gravesend bay. It was found Aug. 31, 1897, in the surf at Southampton L. I. This fish will not endure close confinement, but will live within suitable limits of temperature in large bodies of water. In captivity it feeds on small killifish, shrimp, and chopped clams.

Genus *CARANX* Lacépède

Body ovate or oblong, compressed, the back sometimes considerably elevated, sometimes little arched; head moderate or rather large, more or less compressed; mouth moderate or large, oblique; maxillary broad, with a well developed supplemental bone, extending to below eye; premaxillaries protractile; teeth developed in one or few series, unequal, or at least not in villiform bands, villiform teeth usually present on vomer, palatines,

and tongue, wanting or deciduous in some species; gill rakers long; eye large, with an adipose eyelid; dorsal spines rather low, connected; second dorsal long, usually elevated in front, both fins depressible in a groove; anal fin similar to second dorsal and nearly as long, preceded by two rather strong spines, its base longer than the abdomen; caudal fin strongly forked, the peduncle very slender; ventral fins moderate; pectorals falcate; no finlets; scales present, mostly very small; lateral line with its posterior part armed with strong bony plates, which grow larger on the tail, each plate armed with a spine, a short dorsal branch of lateral line usually present; preopercle entire in the adult, serrate in the young, usually with a membranaceous border. Species very numerous in all warm seas.

Subgenus **TRICHOPTERUS** Rafinesque

214 *Caranx hippos* (Linnaeus)

Crevallé

Scomber hippos LINNAEUS, Syst. Nat. ed. XII, I, 494, 1766, Charleston, South Carolina.

Caranx carangus CUVIER & VALENCIENNES, Hist. Nat. Poiss. IX, 91, 1833; GÜNTHER, Cat. Fish. Brit. Mus. II, 448, 1860.

Caranx defensor DE KAY, N. Y. Fauna, Fishes, 120, pl. 24, fig. 72, 1842; HOLBROOK, Ichth. S. C. 87, pl. 12, fig. 1, 1860.

Carangus hippos GILL, Proc. Ac. Nat. Sci. Phila. 433, 1862; GOODE & BEAN, Bull. Essex Inst. XI, 16, 1879.

Caranx hippos JORDAN & GILBERT, Bull. 16, U. S. Nat. Mus. 437, 1883; JORDAN & GILBERT, Proc. U. S. Nat. Mus. 200, 1883.

Caranx hippos BEAN, Bull. U. S. F. C. VII, 139, 1888; Bull. Am. Mus. Nat. Hist. IX, 362, 1897; 52d Ann. Rept. N. Y. State Mus. 103, 1900; JORDAN & EVERMANN, Bull. 47, U. S. Nat. Mus. 920, 1896, pl. CXLI, fig. 387, 1900; MEARN'S, Bull. Am. Mus. Nat. Hist. X, 318, 1898; SMITH, Bull. U. S. F. C. XVII, 98, 1898.

Body oblong, the anterior profile very strongly arched. The depth is contained two and one half times in the length. Head large and deep, its length being contained three and one half times in that of the body; mouth large, low; lower jaw prominent, maxillary extending to nearly opposite posterior border of eye, two and one third in head; teeth in upper jaw in a broad villiform band, an outer series of large, wide set, conical teeth, teeth of lower jaw in one row, a distinct canine on each side of symphysis; villiform teeth on vomer, palatines,

pterygoids, and tongue; lateral line with a wide arch, its length one and one third in straight part, the angle under fifth dorsal ray, plates not covering all of the straight part, lateral line (scutes) about 30; dorsal spines short, rather stout; gill rakers stout, rather long, 15 below angle; occipital keel sharp; eye not very large; pectoral falcate, one fifth longer than head; breast naked, with only a small triangular patch of scales in front of ventrals; caudal lobes equal, nearly as long as head. D. VIII-I, 20; A. II-I, 17.

Olivaceous above, sides and below golden; a large, distinct black blotch on opercle, bordered behind with pale; a large faint black spot on lower rays of pectorals, the latter sometimes wanting in young; axil of pectoral with a black blotch; edge of soft dorsal black; upper edge of caudal peduncle dusky.

The crevallé is found on the east coast from Nova Scotia southward, ranging to the West Indies and Brazil. The young are very common along the coast of southern New England in summer. De Kay calls it the yellow caranx, and Mitchill mentions it as the yellow mackerel. The specimens seen by both these authors came from the bay of New York.

At Woods Hole Mass. the young arrive in July and leave in October. In Great Egg Harbor bay, N. J., young individuals were taken sparingly in August. De Kay records the species as abundant in New York bay in September and October. The writer saw several examples from a fish trap at Islip L. I., Oct. 1, 1890.

Young crevallé make a croaking sound when captured in a net or held in the hand.

On the gulf coast of Florida, Alabama and Mississippi the fish is migratory, just as it is here; it makes its appearance in April, spawns in July or August, and then disappears and is replaced by the young. It feeds on small fish, which it pursues eagerly, and is preyed on by sharks and porpoises.

It grows to the length of 15 inches and is highly prized for food.

The crevallé can be successfully kept in captivity in large pools with a temperature above 50° in winter. The fish occasionally school together under a large shark and follow it about.

Subgenus **PARATRACTUS** Gill215 **Caranx crysos** (Mitchill)*Yellow Mackerel*

- Scomber crysos* MITCHILL, Trans. Lit. & Phil. Soc. N. Y. I, 424, 1815, New York.
- Caranx pisquetus* CUVIER & VALENCIENNES, Hist. Nat. Poiss. IX, 97, 1833, San Domingo, Cuba, and Brazil; JORDAN & GILBERT, Bull. 16, U. S. Nat. Mus. 435, 1883.
- Paratractus pisquetus* GILL, Proc. Ac. Nat. Sci. Phila. 432, 1862; GOODE & BEAN, Bull. Essex Inst. XI, 16, 1879.
- Caranx chrysos* STORER, Hist. Fish. Mass. 75, pl. XIV, fig. 3, 1867; GÜNTHER, Cat. Fish. Brit. Mus. II, 445, 1860.
- Caranx chrysus* JORDAN & GILBERT, Bull. 16, U. S. Nat. Mus. 970, 1883; BEAN, 19th Rep. Comm. Fish. N. Y. 256, pl. VII, fig. 10, 1890.
- Caranx crysos* DE KAY, N. Y. Fauna, Fishes, 121, pl. 27, fig. 85, 1842; JORDAN & EVERMANN, Bull. 47, U. S. Nat. Mus. 921, 1896, pl. CXLII, fig. 388, 1900; BEAN, Bull. Am. Mus. Nat. Hist. IX, 362, 1897; SMITH, Bull. U. S. F. C. XVII, 98, 1898.

Body oblong, moderately elevated, the dorsal and ventral outlines about equally arched. The depth of the body is contained about three and one fourth times in the length. Profile forming a uniform curve. The length of the head is contained three and three fourths times in the length of the body. Snout rather sharp; mouth slightly oblique, a little below axis of body; maxillary reaching about to middle of orbit; teeth comparatively large, a single series in lower jaw, upper jaw with an inner series of smaller teeth, no canines, teeth on vomer, palatines and tongue; eye rather small, shorter than snout, three and one half in head; gill rakers long and numerous; pectoral as long as head, barely reaching anal, rarely longer than head in certain specimens from Key West, possibly referable to *C. caballus*; scales moderate; cheeks and breast scaly; lateral line with a weak arch anteriorly, which is about half the length of straight portion, lateral scutes numerous, developed on whole straight part of lateral line, lateral line 50 (scutes). D. VIII-I, 24; A. II-I, 19.

Greenish olive, golden yellow or silvery below; a black blotch on opercle; fins all pale. An individual $3\frac{1}{2}$ inches long, taken

at Beesleys Point N. J. Aug. 11, 1887, showed the following colors: caudal yellow; basal half of elevated part of anal yellow; cheeks and lower half of sides also yellow; a black opercular spot, but none on pectoral; several narrow pale bars on sides; tip of elevated part of soft dorsal dusky; membrane between dorsal spines dusky; iris copper color.

The yellow mackerel is a widely distributed fish in warm seas; it is recorded from the East Indies, both coasts of tropical America, and northward to Cape Ann and the Gulf of California. The young are common at Woods Hole Mass., where they appear in July and become most abundant in October. Individuals 1 inch long have been obtained there about July 1; larger fish occur in the fall. In August 1898 only a few young ones were secured in Great South bay and at Southampton L. I.

The fish probably spawns in west Florida in May in the salt water bayous, as the young fish are seen coming out of such places in schools in the fall on their way to the sea. Fish weighing about a pound or two are considered equal to pompano for the table, but large fish are not esteemed, the flesh being dark and almost tasteless. The species reaches the weight of 20 pounds.

The yellow mackerel resembles the big-eyed scad in its endurance of captivity and its feeding habits. At the end of November it has been known to thrive in a pool containing about 50,000 gallons of water in company with the crevallé, the big-eyed scad and other species.

Genus *ALECTIS* Rafinesque

Body rhomboid, deep, strongly compressed, more or less completely covered with minute embedded scales, sometimes apparently naked; scutes on the straight part of the lateral line enlarged, bony and spinous, as in *C a r a n x*, but much less developed; mouth moderate, with bands of villiform teeth on jaws, vomer, palatines and tongue; first dorsal fin little developed, the spines short and rudimentary, mostly disappearing with age; soft dorsal and anal similar to each other; the first five or six

rays of each fin elongate and villiform in the young, becoming shorter with age; ventral fins elongate in young, short in the adult; pectorals falcate; no finlets; caudal peduncle narrow, the caudal widely forked; gill rakers moderate, stout. This genus is not essentially different from *Caranx*, the great change in form arising from no important modification of the skeleton. The changes due to age are surprisingly great, as Dr Lütken has shown, the characters of the nominal genera being chiefly stages in the growth of individuals. The young individuals are almost orbicular in form, with the filaments excessively long. Tropical seas.

216 *Alectis ciliaris* (Bloch)

Threadfish; Cobblerfish; Shoemakerfish

Zeus ciliaris BLOCH, Ichth. VI, 29, pl. 29, 1788, East Indies.

Zeus crinitis AKERLY, Amer. Jour. Sci. Arts, XI, 144, pl. 2, 1826, Shoreham.

Blepharis crinitus DE KAY, N. Y. Fauna, Fishes, 123, pl. 25, fig. 76, 1842.

Blepharichthys crinitus GILL, Proc. Ac. Nat. Sci. Phila. 262, 1862.

Caranx sutor GÜNTHER, Cat. Fish. Brit. Mus. II, 454, 1860.

Alectis crinitus JORDAN & GILBERT, Bull. 16, U. S. Nat. Mus. 438, 1883.

Alectis ciliaris JORDAN & EVERMANN, Bull. 47, U. S. Nat. Mus. 931, 1896;

BEAN, Bull. Am. Mus. Nat. Hist. IX, 362, 1897; 52d Ann. Rept. N. Y.

State Mus. 103, 1900; SMITH, Bull. U. S. F. C. XVII, 98, 1898.

Body oval, much compressed, highest at the elevated bases of the dorsal and anal fins. The depth of the body is contained from one and one fourth to two times in the length of the body. The length of the head is contained three and one third times in that of the body. Mouth nearly horizontal in the adult, very oblique in the young; preorbital very deep; first rays of dorsal and anal filamentous, exceedingly long, in the young much longer than body, becoming shorter with age; lateral with a wide arch, the curved part about equal to the straight part; scaly sheath of fins little developed; scutes 12, scutes becoming stronger and blunter with age; ventrals broad; occipital keel sharp; pectorals long and falcate, longer than head. D. VI-I, 19; A. II-I, 16. Bluish above, golden yellow below; a dark blotch on opercle; a black spot on orbit above; a black blotch on dorsal and anal in front.

The threadfish is found on the east coast from Cape Cod to the Caribbean sea and on the Pacific coast of tropical America. In

western Mexico it attains to the length of 3 feet and is used for food. At Woods Hole Mass., it is usually uncommon, but sometimes abundant, appearing about the middle of June and remaining till November.

De Kay described a specimen from Long Island sound, the only one observed by him. One was taken in a pound net at Islip Aug. 18, 1898, by W. F. Clock. The threadfish enters Gravesend bay occasionally in summer. In captivity it will not endure a water temperature much below 60°.

Genus **VOMER** Cuv. & Val.

This genus is closely allied to *Caranx*, from which it differs only in its distortion of form, and in its weak teeth and very low fins. Body broad, ovate, very strongly compressed, all the outlines sharply trenchant; head very gibbous above the eyes, its anterior profile vertical; lateral line strongly arched, its posterior part with very weak shields; scales minute, rudimentary; soft dorsal and anal extremely low, not falcate. Young much deeper in form than the adult, all the fins higher, resembling *Selene*. Warm seas.

217 *Vomer setipinnis* (Mitchill)

Horsefish; Moonfish

Zeus setapinnis MITCHILL, Trans. Lit. & Phil. Soc. N. Y. I, 384, pl. I, fig. 9, 1815, New York.

Vomer brownii CUVIER & VALENCIENNES, Hist. Nat. Poiss. IX, 189, pl. 256, 1833, New York & West Indies; DE KAY, N. Y. Fauna, Fishes, 127, pl. 25, fig. 78, 1842.

Argyreus setipinnis GÜNTHER, Cat. Fish. Brit. Mus. II, 459, 1860.

Selene setipinnis JORDAN & GILBERT, Bull. 16, U. S. Nat. Mus. 440, 1883.

Vomer setipinnis GILL, Proc. Ac. Nat. Sci. Phila. 436, 1862; JORDAN & GILBERT, Bull. 47, U. S. Nat. Mus. 934, 1896, pl. CXLIV, fig. 392, 1900; BEAN, Bull. Am. Mus. Nat. Hist. IX, 362, 1897; SMITH, Bull. U. S. F. C. XVII, 98, 1898.

Body oblong, rhombic, less elevated than in *Selene vomer*; profile anteriorly nearly vertical, highest above eye, snout somewhat protruding, belly mostly arched in young; mouth oblique; maxillary reaching vertical from front of orbit. The depth of the body is contained twice in the length in an adult but only from one and one fourth to one and three fourths in the young. The length of the body is three and one fourth times the length

of the head. Scutes 20; ventral fins minute; dorsal and anal very low, specially in adult, the long rays disappearing very early; pectorals falcate, about as long as head. D. VIII-I, 21 or 22; A. II-I, 19 or 20.

Color above plumbeous or greenish; sides and lower parts lustrous silvery; membrane of second dorsal light yellow at base, the membrane with minute black points; pectorals greenish, tinged with dusky; young with a black blotch, smaller than the eye, at the beginning of the straight part of the lateral line.

The horsefish inhabits the seas of tropical America, ranging from Maine to Brazil and from Lower California to Peru. In summer it is sometimes abundant as far north as Saco Me., and at Woods Hole Mass., in Buzzards bay and Vineyard sound, but sometimes it is rare in those waters. When present, it appears in August and remains till September. The fish is also reported in western Africa. Mitchill calls it the bristly dory. He records it from New York bay. De Kay states that it appears in New York waters in July and August, and that it is esteemed for food. An individual was brought from Gravesend bay Oct. 21, 1896, and a young example, known there as dollarfish, was received from the same locality Oct. 22, 1896.

The species reaches the length of 1 foot. It is esteemed an excellent article of food. It finds its way to New York in considerable numbers every year but is rarely seen in other markets. Nothing is known of its breeding habits.

The horsefish has several additional common names: sunfish, jorobado (Cuba), blunt-nosed shiner, pug-nosed shiner, and hump-backed butterfish.

GENUS *SELENE* Lacépède

Body very closely compressed and much elevated, the profile very oblique or nearly vertical; edges of body everywhere trenchant, specially anteriorly; head short and very deep, the opercle very short, and the preorbital extremely deep; an abrupt angle at the occipital region; mouth rather small; premaxillaries protractile, fitting into a notch between the bases of the maxillaries; maxillaries broad, each with a supplemental bone; tongue nar-

row, free; teeth minute, on jaws, tongue, vomer, and palatines; gill rakers long and slender; spines of fins usually weak, more or less filamentous in the young; free anal spines immovable, sometimes obsolete in the adult; soft fins falcate, much elevated; no finlets; head naked; scales minute; lateral line wholly unarmed. Coloration silvery. Tropical seas. Notwithstanding its extraordinary form, this genus differs in no important regard from *Caranx*.

218 *Selene vomer* (Linnaeus)

Lookdown; Moonfish

Zeus vomer LINNAEUS, Syst. Nat. ed. X, I, 266, 1758, America.

Argyreiosus vomer LACÉPÈDE, Hist. Nat. Poiss. IV, 566, 1803; DE KAY, N. Y. Fauna, Fishes, 124, pl. 75, fig. 238, 1842; GÜNTHER, Cat. Fish. Brit. Mus. II, 458, 1860; GILL, Proc. Ac. Nat. Sci. Phila. 437, 1862; BEAN, 19th Rep. Comm. Fish. N. Y. 256, 1890.

Argyriosus vomer GOODE & BEAN, Bull. Essex Inst. XI, 16, 1879.

Selene argentea LACÉPÈDE, Hist. Nat. Poiss. IV, 560, pl. 9, fig. 2, 1803, (adult).

Zeus capillaris MITCHILL, Trans. Lit. & Phil. Soc. N. Y. I, 383, pl. II, fig. 2, 1815, (young), New York.

Zeus rostratus MITCHILL, Trans. Lit. & Phil. Soc. N. Y. I, 384, pl. II, fig. 1, 1815, (young), New York.

Zeus geometricus MITCHILL, ALB. Month. Mag. II, 245, Feb. 1818, (adult), New York.

Argyreiosus capillaris DE KAY, N. Y. Fauna, Fishes, 125, pl. 27, fig. 82, 1842, New York.

Selene vomer CUVIER & VALENCIENNES, Hist. Nat. Poiss. IX, 177, 1833; BREVOORT, Ann. Lyc. Nat. Hist. N. Y. V, 68, pl. 4, 1853; JORDAN & GILBERT, Bull. 16, U. S. Nat. Mus. 439, 1883; JORDAN & EVERMANN, Bull. 47, U. S. Nat. Mus. 936, 1896, pl. CXLIV, fig. 393, (young), pl. CXLV, fig. 393a, adult, 1900; BEAN, Bull. Am. Mus. Nat. Hist. IX, 363, 1897, 52d Ann. Rept. N. Y. State Mus. 103, 1900; SMITH, Bull. U. S. F. C. XVII, 98, 1898.

Selene gallus BEAN, Bull. U. S. F. C. VII, 139, 1888.

The depth of the body is contained one and one half times in the length; while the length of the head is contained three times in the length of the body. Diameter of eye, length of opercle, and distance from eye to profile about equal; eye twice in maxillary, two and one half in preorbital; mandibles very deep, the dentary bones thin, approximate; one or two of the dorsal spines greatly elongate and filamentous in the young, short in the adult; ventrals variable in length, usually as long as the eye in the adult, variously elongate in partly grown specimens; the

long dorsal rays contained twice in the length of the body; the pectoral two and three fourths times; and the long anal rays two and two thirds. D. VII-I, 22; A. II-I, 20. Bluish above, sides and below silvery with golden reflections; anterior edge of soft dorsal black; axil dusky.

Examples measuring from 3 to 4 inches, taken at Beesleys Point N. J. Aug. 10-11, 1887, showed the following colors: silvery; five golden bands on sides, one of which extends through the eye and below it half way to maxilla, or slightly farther. The second and third soon fade, persisting only above median line and at their lower extremities.

The example taken August 11 is 4 inches long; its longest first dorsal ray measures $6\frac{1}{2}$ inches; the other is 3 inches long, and has a filamentous spine measuring 5 inches.

The lookdown is found on both coasts of tropical America and in temperate parts of the Atlantic north to Cape Cod and Lower California. At Woods Hole Mass. it is rare, but a few are taken annually in traps and seines, usually in September. Storer describes a specimen $5\frac{1}{2}$ inches long from New Bedford Mass. Mitchill mentions the fish under two names, hair-finned dory and rostrated dory, but gives no special locality. De Kay calls it the hair-finned argyreiose and notes its appearance in New York waters about the latter end of August and its capture in gill nets. The writer obtained four young examples by seining at the Blue Point Lifesaving station Oct. 7, 1890. Aug. 29, 1898, he took another young individual in the seine at Duncan's creek, Great South bay.

The fish is interesting only from its silvery colors and singular shape, which make it a great attraction for the aquarium. Three individuals of the moonfish were obtained from Gravesend bay Sep. 8 and 29, 1897. In November they were transferred to a tank in which the water was at a temperature of 68° to 70° F, and they were successfully kept through the winter.

Genus **CHLOROSCOMBRUS** Girard

Body oblong ovate, closely compressed, but not elevated; the abdomen prominent anteriorly, its curve being much greater

than the curve of the back; occiput and thoracic region trenchant; caudal peduncle very narrow, the fin widely forked; scales small, smooth; lateral line arched in front, unarmed, or with a few small plates; head nearly naked; preorbital low; mouth rather small, oblique, lower jaw scarcely projecting, upper jaw protractile; maxillary broad, emarginate behind, with a large supplemental bone; jaws, vomer and palatines with feeble teeth, mostly in single series; first dorsal of feeble spines, connected by membrane; second dorsal and anal long and low, similar, much longer than the short abdomen; no finlets.

219 *Chloroscombrus chrysurus* (Linnaeus)

Casabe; Bumper

- Scomber chrysurus* LINNAEUS, Syst. Nat. ed. XII, I, 494, 1766, Charleston.
Seriola cosmopolita CUVIER & VALENCIENNES, Hist. Nat. Poiss. IX, 219, pl. 259, 1833; DE KAY, N. Y. Fauna, Fishes, 129, pl. 74, fig. 237, 1842.
Chloroscombrus caribbaeus GIRARD, Mex. Bound. Surv. Zool. 21, pl. 9, fig. 6, 1859, Joseph Island, Texas.
Micropteryx chrysurus GÜNTHER, Cat. Fish. Brit. Mus. II, 460, 1860.
Chloroscombrus chrysurus GILL, Proc. Ac. Nat. Sci. Phila. 437, 1862; JORDAN & GILBERT, Bull. 16, U. S. Nat. Mus. 441, 1883; JORDAN & EVERMANN, Bull. 47, U. S. Nat. Mus. 938, 1896, pl. CXLV, fig. 394, 1900.

The depth of the body is contained two and one third times in the length; length of head contained three and three fourths times in the length of the body; head rather deep than long; opercles very short; snout short; mouth very oblique; maxillary reaching anterior margin of eye; eye very large, longer than snout, about three in head; chord of curved part of lateral line scarcely longer than head, one and two thirds to one and three fourths times in length of straight part; lateral line wholly unarmed; caudal peduncle longer than deep, its diameter less than that of the eye; ventrals very small, fitting into a groove in which the vent is situated; pectorals long, falcate, one third the length. D. VIII-I, 26; A. II-I, 26.

Color of upper parts pale greenish; sides of head and body silvery iridescent; a nearly square black blotch on caudal peduncle above; dark spots on opercle and axil of pectoral; inside of mouth black; first dorsal translucent with a yellow tinge anteriorly and with minute dusky points, second dorsal translucent

at base, numerous black points anteriorly, margin yellowish, pectoral yellowish, ventral white, preanal spines and connecting membrane white, anal translucent at base, rest of fin yellowish with a few dusky points.

The casabe is a small fish of wide distribution along our east coast, ranging from Cape Cod to Brazil; it is common in the Gulf of Mexico, the Caribbean, and in Cuba, but rather rare from Charleston northward. The only authority for its occurrence in New York waters till recently has been Cuvier and Valenciennes, who claimed to have a specimen from New York. De Kay did not regard it as a member of the fish fauna. In 1899, however, W. I. De Nyse secured several fine examples at Gravesend beach, L. I., and one of these, 8 inches long, is now in the U. S. National Museum, where it is numbered 49219.

The fish grows to the length of 10 inches. It has no value as food, but is a beautiful species.

Genus *TRACHINOTUS* Lacépède

Body compressed, moderately elevated, the general outline ovate; caudal peduncle short and rather slender; abdomen not trenchant, shorter than the anal fin; head moderately compressed, very blunt, the snout abruptly truncate; mouth nearly horizontal the maxillary reaching the middle of the eye; premaxillaries protractile; maxillary without distinct supplemental bone; jaws, vomer and palatines with bands of villiform teeth, which are deciduous with age; preopercle entire in the adult; gill rakers short; gill membranes considerably united; spinous dorsal represented by six rather low spines, which are connected by membrane in the young but are free in the adult. In old specimens the spines appear small on account of encroachments of the flesh, and ultimately often disappear. Second dorsal long, elevated in front; anal opposite to it and similar in form and size; two stout, nearly free spines in front of anal, and one connected with the fin, these often disappearing with age; scales small, smooth; lateral line unarmed, little arched; no caudal keel.

When extremely young, the preoperculum is armed at the angle with three large spines, and smaller ones above and below. The spinous dorsal is developed as a perfect fin, and teeth are present on the jaws and palatine arch. In this stage the species has never been described by previous naturalists, and consequently has received no name, as the corresponding stage of *Naucrates* (*Nauclerus*) has. At an early period the preopercular spines are absorbed into the substance of the preoperculum and disappear. The spinous dorsal and the teeth are still retained. In this condition it remains for some time, the spinous dorsal, however, gradually losing its relative size, while the soft vertical fins increase. In this stage the species belongs to the genus *Doliodon* of Girard. At a later period the membrane connecting the dorsal spines has become obsolete, and the species then represents the genus *Trachinotus*, as understood by Cuvier and Valenciennes, and others. Finally, in old age, the teeth of the jaws, palate, and pharyngeal bones have fallen out, and the lobes of the dorsal, anal and caudal fins attain their greatest extension and become pointed. This final stage has been made known by Holbrook under the new generic name of *Bothrolaemus*. *Gill*¹

The pseudobranchiae also disappear in old specimens. Some of the species of *Trachinotus* (*carolinus* etc.) are among the most highly valued of our food fishes. Most of them are however not of superior quality.

220 *Trachinotus falcatus* (Linnaeus)

Round Pompano; Ovate Pompano

Labrus falcatus LINNAEUS, Syst. Nat. ed. X, I, 284, 1758, America.

The Spinous Dory MITCHILL, Trans. Lit. & Phil. Soc. N. Y. I, pl. VI, fig. 10, no description.

Zeus spinosus MITCHILL, Am. Month. Mag. II, 246, Feb. 1818.

Trachinotus spinosus DE KAY, N. Y. Fauna, Fishes, 117, pl. 19, fig. 53, 1842, New York harbor.

Trachinotus rhomboides CUVIER & VALENCIENNES, Hist. Nat. Poiss. VIII, 407, 1831.

Trachinotus fuscus CUVIER & VALENCIENNES, op. cit. VIII, 410, 1831, Brazil.

Trachinotus rhomboides JORDAN & GILBERT, Bull. 16, U. S. Nat. Mus. 974, 1883; BEAN, Bull. U. S. F. C. VII, 139, pl. III, fig. 5, 1888, young.

Trachinotus ovatus GÜNTHER, Cat. Fish. Brit. Mus. II, 481, 1860. (in part, not *Gasterosteus ovatus* of LINNAEUS); JORDAN & GILBERT, Bull. 16, U. S. Nat. Mus. 442, 1883; BEAN, 19th Rep. Comm. Fish. N. Y. 255, pl. IX, fig. 12, 1890.

¹Phila. Acad. Nat. Sci. Proc. 1862, p. 440.

Trachinotus falcatus JORDAN & EVERMANN, Bull. 47, U. S. Nat. Mus. 941, 1896, pl. CXLVI, fig. 396, 1900; BEAN, Bull. Am. Mus. Nat. Hist. IX, 363, 1897; SMITH, Bull. U. S. F. C. XVII, 98, 1898.

Body broadly ovate, moderately compressed, profile very evenly convex from procumbent spine to level of upper edge of eye, where it descends almost vertically. The depth of the body is contained one and three fifths times in the length; the length of the head is contained three and three fourths times in that of the body. The vertical part is about one and one third times the eye; the length of snout nearly equal to eye; mouth nearly horizontal; maxillary reaching to vertical from middle of eye, its length two and two thirds in head; jaws without teeth in adult; dorsal spines short and thick, not connected by membrane in adult; ventrals short, their tips scarcely reaching half way to anterior anal spine, three in head; caudal widely forked; lobes about two and two thirds in length of body; dorsal and anal fins falcate; anterior rays reaching almost to posterior end of fins; in adults, dorsal lobe two and two thirds, anal lobe four and one half, in length of body. D. VI-I, 19; A. II-I, 18.

Color, bluish above, silvery below; the fins all bluish with lighter tips. In the young the coloration is different from that of the adult. An individual $1\frac{1}{2}$ inches long, taken at Beesleys Point N. J. September 2, was mainly silvery when captured, but on being placed in a small aquarium almost instantly became dark brown, the dorsal and anal nearly black. On the ventrals, the anal spines, and the anterior tip of the anal fin was observed the usual vermilion, shading into orange. Five young, from 1 inch to $1\frac{3}{4}$ inches long, seined August 10 and 11 at Beesleys Point, exhibited, after immersion for several days in alcohol, the following colors: general color silvery, thickly sprinkled with dusky; sides wholly or partly suffused with pink; ventrals and tip of anterior anal rays orange; dorsal and anal dusky, with a narrow, pale marginal band; caudal milk white, the lower lobe faintly tinged with yellow; iris pink.

The ovate pompano inhabits the Atlantic coasts of tropical and temperate America; it is common in the West Indies; on our east coast it occurs north to Cape Cod and south to Brazil;

young individuals are very common about Cape Cod in summer, but no adults are seen. The young, from $\frac{1}{2}$ to 1 inch long, appear in July, according to Dr Hugh M. Smith, and by September, when they disappear, they are two inches long. 13 young, averaging a little more than 2 inches in length, were obtained at Oak Island beach September 30.

The young of the round pompano are caught occasionally in summer in Gravesend bay. Early in September 1897 a small one was placed in a tank, where it lived and fed regularly till November. The low temperature of the water then killed it.

Mitchill gives a figure of the fish in the Transactions of the Literary and Philosophical Society of New York under the name spinous dory, but no description. De Kay calls it the spinous trachinote, and describes a specimen 3 inches long from the harbor of New York, taken in September 1817. He mentions it as a casual visitor from the south.

According to Dr Goode the species is known in the south as the shore pompano and in the Bermudas as the alewife. About the Bermudas this pompano is sometimes very abundant as, in 1875, a school containing 600 or 700 was seined on the south shore of the islands. The fish is highly esteemed there for table use.

The ovate pompano grows to the length of 15 inches and is generally prized for food.

221 *Trachinotus argenteus* Cuv. & Val.

Silvery Pompano

Trachinotus argenteus CUVIER & VALENCIENNES, Hist. Nat. Poiss. VIII, 413, 1831, New York and Rio Janeiro; DE KAY, N. Y. Fauna, Fishes, 116, 1842; BEAN, 19th Rep. Comm. Fish. N. Y. 255, pl. X, fig. 13, 1890; JORDAN & EVERMANN, Bull. 47, U. S. Nat. Mus. 944, 1896; SMITH, Bull. U. S. F. C. XVII, 98, 1898.

Trachinotus cupreus CUVIER & VALENCIENNES, Hist. Nat. Poiss. VIII, 414, 1831, Martinique.

Body oblong, compressed, deep, its greatest depth one half of total length without caudal, its thickness one fourth the depth and nearly one half the length of head; least depth of caudal peduncle one sixth of greatest depth; head short, two sevenths of total without caudal; eye small, circular, equal to snout, one

fourth as long as head; interorbital space convex, its width two fifths of length of head; maxilla reaches to below front of pupil; mandible reaching to below hind margin of orbit, its length equal to snout and eye combined; nostrils nearer to tip of snout than to eye, the anterior in a very short tube; teeth in villiform bands in both jaws, but more developed in the lower than in the upper; gill rakers short and stout, the longest about one half as long as eye. The origin of spinous dorsal is a little behind origin of ventral; the base of the fin equals postorbital length of head; the spines are all short, the third, and longest, two thirds as long as the eye. The antecedent spine of the soft dorsal is two thirds as long as the eye; the base of the fin equals three times the length of snout and eye combined; the longest ray is three times as long as the last ray and two thirds as long as the head. The middle caudal rays are three sevenths as long as the outer rays and one fourth longer than the head. The anal origin is under the sixth ray of the soft dorsal; the fin is preceded by two short isolated spines and a third closely connected with the first ray; the second of the antecedent spines is two thirds as long as the eye; the longest ray is two thirds as long as the head, and the last ray is about as long as the eye. The ventral origin is at a distance from tip of snout equal to one third of total length to end of middle caudal rays; the fin reaches to the vent and to below the fourth spine of the dorsal. The pectoral reaches to below the fifth spine of the dorsal, its length equal to length of head without the snout. D. V, I, 24; A. II, I, 22; V. I, 5; P. I, 17. Color silvery, with tips of anterior part of dorsal black and with blackish on the middle of the pectoral.

The measurements above are from an example nearly 6 inches long, no. 15085, U. S. National Museum, taken at Tompkinsville N. Y. Another example $3\frac{1}{4}$ inches long, no. 36036, U. S. National Museum, was collected at Blue Point cove, L. I. There are a number of additional examples in the U. S. National Museum from localities south of New York. The individual from Tompkinsville is almost exactly of the size of the type of the species

as recorded by Cuvier and Valenciennes and it agrees perfectly with the description of their *T. argenteus*. These authors had two specimens, one from New York and the other from Rio Janeiro, each 6 inches long. Dr Jordan, who has examined the types of the species, says one of them is a foot long, and that it has 25 dorsal rays and 23 rays in the anal.

There is still some question whether or not the *argenteus* of Cuvier and Valenciennes is the young of *T. carolinus* (Linnaeus). If we consider them identical we must assume that the very young, say from 1 inch to 2 inches long, are much more elongate than when they reach the length of 3 inches. I am unable to decide the question at present, but still incline to the belief that the silvery pompano is a distinct species. I have examined specimens fully 10 inches long which retain the depth of body characteristic of the young, that is, one half of total without caudal.

The example from Blue Point cove, Great South bay, was figured by the writer in the *19th report of the N. Y. Fish Commission*, pl. 10, fig. 13. De Kay, in his work on the fishes of New York, p. 116, translates the description of Cuvier and Valenciennes, not having obtained a specimen of the fish.

222 *Trachinotus carolinus* (Linnaeus)

Common Pompano

- Gasterosteus carolinus* LINNAEUS, Syst. Nat. ed. XII, I, 490, 1766, Carolina.
Trachinotus pampanus CUVIER & VALENCIENNES, Hist. Nat. Poiss. VIII, 415, pl. 237, 1831, Brazil, Charleston.
Trachymotus pampanus GÜNTHER, Cat. Fish. Brit. Mus. II, 484, 1860.
Bothrolaemus pampanus HOLBROOK, Ichth. S. C. 81, pl. 11, fig. 2, 1856.
Lichia carolina DE KAY, N. Y. Fauna, Fishes, 114, pl. 10, fig. 30, 1842, off Sandy Hook.
Trachymotus carolinus JORDAN & GILBERT, Bull. 16, U. S. Nat. Mus. 442, 1883; BEAN, Bull. U. S. F. C. VII, 140, 1888, 19th Rep. Comm. Fish. N. Y. 254, pl. VIII, fig. 11, 1890.
Trachinotus carolinus JORDAN & EVERMANN, Bull. 47, U. S. Nat. Mus. 944, 1896, pl. CXLVII, fig. 398, 1900; BEAN, Bull. Am. Mus. Nat. Hist. IX, 363, 1897, 52d Ann. Rept. N. Y. State Mus. 104, 1900; SMITH, Bull. U. S. F. C. XVII, 98, 1898.

Body oblong ovate, elevated, profile forming a gentle curve from the middle of the back to the snout, where it descends

abruptly. The depth of the body is contained two and one third times in its length; the length of the head is contained four times in that of the body. Dorsal and anal falcate, their lobes reaching when depressed nearly to the middle of the fin; pectoral reaching to opposite the vent. Gill rakers short; slender in the young, becoming thick in the adult. Length 18 inches. D. VI-I, 25; A. II-I, 23.

Uniform bluish above, sides silvery, golden in the adult, without bands, fins plain silvery or dusky.

This fish has no other name on our east coast except the southern variation of pompeynose. In Great South bay the name butterfish is applied to it because it is confounded with the *Poronotus triacanthus*, to which the name properly belongs. Mitchill described it under the name thorn-backed grunt, a name not now in use. The pompano ranges on our coast from Cape Cod to Florida, the adults rarely or never coming into northern waters, but the young are taken in variable numbers every year. At Woods Hole they sometimes occur in considerable numbers, and they have been taken in great abundance in Great Egg Harbor bay, but not recently. In Great South bay, in 1890, only a single young individual was secured at Oak Island beach on the last day of September. It occurs occasionally also on the Pacific coast. Dr De Kay, in 1842, mentioned it as an exceedingly rare species on the New York coast. His description was based on a specimen taken off Sandy Hook more than 20 years before. In 1898 young specimens were found in moderate numbers at Oak Island beach, Great South bay, September 14, and on the east side of Fire Island beach September 16. The young are summer and fall visitors in Gravesend bay. 22 individuals were placed in a tank in August 1897, and grew rapidly till the temperature of the water fell below 60° F in November. During this month all of them died.

The species reaches the length of 20 inches. It is one of the finest of our food fishes.

Family POMATOMIDAE

Bluefishes

Genus POMATOMUS Lacépède

Body oblong, compressed, covered with rather small scales, which are weakly ctenoid; caudal peduncle rather stout; head large, compressed; mouth large, oblique; premaxillaries protractile; maxillary not slipping under the preorbital, provided with a large supplemental bone, lower jaw projecting; bands of villiform teeth on vomer and palatines, those on the vomer forming a triangular patch; jaws each with a single series of very strong, compressed, unequal teeth, widely set, upper jaw with an inner series of small depressed teeth; villiform teeth on the base of the tongue; occipital keel strong; free edge of preopercle produced and serrated; gill membranes free from the isthmus, not united; branchiostegals seven; gills four, a slit behind the fourth; pseudobranchiae large; gill rakers slender, rather few; opercle ending in a flat point, cheek and opercles scaly; lateral line present, unarmed; dorsal fins two, the anterior of about eight weak, low spines connected by membrane and depressible in a groove; second dorsal long, similar to the elongate anal, both fins being densely scaly; fin rays slender; two very small, free anal spines, sometimes hidden in the skin; ventrals thoracic, I, 5; peduncle stout; pectorals rather short; caudal fin forked, the lobes broad; air bladder simple, with thin walls; pyloric caeca very numerous; vertebrae 10+14=24 as usual in Carangidae. A single species, found in nearly all warm seas.

223 *Pomatomus saltatrix* (Linnaeus)*Bluefish; Snap Mackerel; Snapper*

Perca saltatrix LINNAEUS, Syst. Nat. ed. X, I, 293, 1758, Carolina.

Gasterosteus saltatrix LINNAEUS, op. cit. ed. XII, 491, 1766.

Scomber plumbeus MITCHILL, Trans. Lit. & Phil. Soc. N. Y. I, 424, pl. IV, fig. 1, 1815.

Temnodon saltator CUVIER & VALENCIENNES, Hist. Nat. Poiss. IX, 225, pl. 260, 1833; DE KAY, N. Y. Fauna, Fishes, 130, pl. 26, fig. 81, 1842; HOLBROOK, Ichth. S. C. 62, pl. 9, fig. 2, 1856; GÜNTHER, Cat. Fish. Brit. Mus. II, 479, 1860; STORER, Hist. Fish. Mass. 81, pl. XV, fig. 1, 1867.

Pomatomus saltator JORDAN & GILBERT, Bull. 16, U. S. Nat. Mus. 448, 1883.

Pomatomus saltatrix GOODE & BEAN, Bull. Essex Inst. XI, 20, 1879; JORDAN & GILBERT, Bull. 16, U. S. Nat. Mus. 914, 1883; BEAN, Bull. U. S. F. C. VII, 145, 1888; 19th Rep. Comm. Fish. N. Y. 269, pl. XX, fig. 24, 1890; Bull. Am. Mus. Nat. Hist. IX, 363, 1897; 52d Ann. Rept. N. Y. State Mus. 104, 1900; SMITH, Bull. U. S. F. C. XVII, 98, 1898; MEARNS, Bull. Am. Mus. Nat. Hist. X, 319, 1898; JORDAN & EVERMANN, Bull. 47, U. S. Nat. Mus. 946, 1896, pl. CXLVIII, fig. 400, 1900; EUGENE SMITH, Proc. Linn. Soc. N. Y. 1897, 32, 1898.

Body robust, moderately compressed; belly compressed to a bluntish edge. The depth is contained four times in the length of the body. Head deep; top of head and a ridge on each side above the cheeks naked; cheeks much longer than opercles. The length of the head is contained three and one third times in the length of the body. Pectorals placed rather low, their length a little more than half that of the head. D. VIII-1, 25; A. II-1, 26; Lat. 1. 95. Bluish or greenish, silvery below, a black blotch at the base of the pectoral.

Some of the many names applied to this widely distributed fish are the following: mackerel (New Jersey), horse mackerel (New York and Rhode Island), snapping mackerel (New England and New Jersey), skip mackerel (New York), snapper and blue snapper (New England), greenfish (Maryland, Virginia and North Carolina), salt-water jack (southern states), tailor (Chesapeake bay), whitefish (Hudson river). Bluefish is the name most extensively used on the coast and in the Gulf of Mexico.

The bluefish ranges on our coast from Maine to the Gulf of Mexico, and is believed to frequent warm seas of both continents. It has ranged farther to the northward this year than for many years before. We have heard of its capture in the vicinity of Mount Desert Me. On our coast and elsewhere its movements are erratic, and its abundance fluctuates greatly within certain periods; it disappears sometimes altogether for a term of years. The young, under about 1 inch in length, seem to be unknown. The spawning habits and localities have not been recorded. The smallest known examples were obtained at the surface offshore by the U. S. Fish Commission. The writer has seined individuals a little more than an inch long at Ocean City N. J. the last of August. The young ascend rivers into fresh water.

This is one of the most destructive of all fishes. It feeds ravenously, and, when gorged with food, continues to destroy its victims for the sake of gratifying its killing propensity. It follows the great schools of alewives, weakfish, mullets and other valuable food fishes along our coast in summer, and the young may be discovered in shallow bays and sounds pursuing the silversides, young herring, anchovies and other fishes smaller than themselves. According to De Kay bluefish were unknown on the New York coast till about 1810, when a few appeared. In 1815 Dr Mitchill wrote: "Young ones are taken plentifully with the hook at our wharves by the boys in August." The largest mentioned by Mitchill was 13 inches long, 3 inches deep and weighed about 14 ounces. The name bluefish was in use at the time of Mitchill's report.

De Kay noticed the gradual disappearance of the weakfish with the increasing abundance of bluefish.

The best known methods of taking bluefish are by trolling at the surface with a squid of metal or bone and by heaving and hauling in the surf near the mouths of streams into which alewives are running. Artificial minnows are also used with a light rod, when young bluefish are seen feeding near the surface. The most recent method in use by anglers is that of chumming in the manner usually employed in striped bass fishing. This method, which involves the use of rod and reel, was in use near the inlet at Fire Island early in October 1890. During the summer, in this bay, it was not an uncommon thing for anglers to catch 150 or 200 small bluefish with hook and line in a single day. The species is to be found in all parts of the bay visited by us. It was taken at the following localities: Blue Point cove, Oak Island and Fire Island. Large numbers of bluefish were caught late in September by means of gill nets set in the ocean near Blue Point Lifesaving station. A fisherman caught 450 at one time and 250 at another, the dates being Sep. 23 and 24, 1890. In August of that year bluefish drove immense schools of round herring (*Etrumeus teres*) on the ocean beach, near the Lifesaving station. September 24, while walking along the beach of East Island, not far from the Blue Point station, in

a distance of half a mile, I saw 51 round herring lying on the beach, having been chased in a short time previously by bluefish. When the fishermen find the round herring on the shore, they know that bluefish are present. Small bluefish were caught in a trap at Islip Oct. 1, 1890. In the summer of 1898 young bluefish were abundant in all the waters visited in Peconic bay and Great South bay and were taken as late as October 16.

During the warm season they often run up the rivers, the young, called snappers, frequently into nearly fresh waters. (After Eugene Smith¹)

The bluefish is so active in its movements that it is difficult to keep it in captivity. As with the species of *Caranx* and *Seriola*, however, its longevity depends on range and temperature; in a large body of water, not colder than 60° in winter, it can be maintained easily.

Family **RACHYCENTRIDAE**

Sergeant Fishes

Genus **RACHYCENTRON** Kaup

Body elongate, fusiform, subcylindric, covered with very small, smooth, adherent scales; lateral line nearly parallel with the back; head rather broad, low, pikelike, the bones above appearing through the thin skin; mouth rather wide, nearly horizontal, the maxillary about reaching front of eye; both jaws, vomer, palatines and tongue with bands of short, sharp teeth, lower jaw longest; premaxillaries not protractile; preopercle unarmed; first dorsal represented by about eight low, stout, equal, free spines, each depressible in a groove; soft dorsal long and rather low, somewhat falcate, similar to and nearly opposite anal; two weak anal spines, one of them free from the fin; pectorals moderate, placed low; ventrals thoracic, I, 5; caudal fin strong, forked, on a moderate peduncle; no caudal keel; no finlets; gill rakers rather short, stout; no air bladder; branchiostegals seven; pyloric caeca branched; vertebrae 12+13=25. Probably only one species; a large, strong, voracious shore fish, found in all warm seas. Its relations are with the scombroid fishes, though not

¹Linn. Soc. N. Y. Proc. 1897. no. 9, p. 32.

close to any of the other groups. The superficial resemblance to *Echeneis*, as Dr Gill has shown, is not connected with any intimate homology. (After Jordan and Evermann)

224 *Rachycentron canadus* (Linnaeus)

Crabeater; Cobia

- Gasterosteus canadus* LINNAEUS, Syst. Nat. ed. XII, 491, 1766, Carolina.
Centronotus spinosus MITCHILL, Trans. Lit. & Phil. Soc. N. Y. I, 490, pl. III, fig. 9, 1815, New York.
Elacate atlantica CUVIER & VALENCIENNES, Hist. Nat. Poiss. VIII, 334, pl. 233, 1831, Brazil; DE KAY, N. Y. Fauna, Fishes, 113, pl. 25, fig. 77, 1842.
Elacate nigra GÜNTHER, Cat. Fish. Brit. Mus. II, 375, 1860.
Elacate canada JORDAN & GILBERT, Bull. 16, U. S. Nat. Mus. 418, 1883; BEAN, Bull. U. S. F. C. VII, 144, pl. II, fig. 13, 1888, 19th Rep. Comm. Fish. N. Y. 270, pl. XX, fig. 25, 1890, (young), Great Egg Harbor Bay.
Rachycentron canadus JORDAN & EVERMANN, Bull. 47, U. S. Nat. Mus. 948, 1896, pl. CXLVIII, fig. 401, 1900; SMITH, Bull. U. S. F. C. XVII, 98, 1898.

Head much depressed. The length of the head is contained four and one fourth times in the length of the body; while the width of the body is contained five and two thirds times in its length. Mouth moderate, the short maxillary reaching front of orbit; pectorals broad and falcate; caudal deeply emarginate, the upper lobe slightly the longer; lateral line wavy and irregular, descending posteriorly. Length 5 feet. D. VIII-1, 26; A, II, 25. Color, olive brown; sides with a distinct broad dark band and a less distinct band above and below it; lower parts silvery.

The crabeater inhabits all warm seas, occasionally appearing on our Northern coast in summer and ranging northward to Massachusetts bay. Individuals are occasionally taken at Woods Hole Mass.

Dr Mitchill had a specimen of the crabeater which was caught in New York bay June 11, 1815. He found in its stomach 20 spotted sand crabs and several young flounders. The fish was eaten at his table, and pronounced one of the best he had ever tasted. This example was 31 inches long. Dr De Kay styles it the northern crabeater. The specimen described by him was captured in Boston harbor, and placed in a live car with other fish, chiefly porgies (*Stenotomus chrysops*), and it de-

stroyed and ate every fish in the car. Dr A. K. Fisher of Washington has found the young of the crabeater in the Hudson near Sing Sing. Though we have no specimens of the crabeater from Great South bay, there is scarcely a doubt of its occurrence in that body of water.

A young example, $3\frac{7}{8}$ inches long, was caught at Somers Point N. J. near the club house, Aug. 2, 1887, by Capt. Richard Chamberlain. Ground color nearly black; a white stripe, about as wide as pupil, from upper angle of gill opening to caudal; another one, but narrower, begins at lower extremity of pectoral base, curves very slightly upward, fading out near the tail; upper caudal lobe with a narrow whitish margin along its upper surface, relieved by a trace of orange red at its base; lower caudal lobe with a narrow orange red margin; pectorals, ventrals, and caudal black; back fades to a dark green; belly grayish white; iris golden bronze. This species has not previously been recorded from Great Egg Harbor bay, and the young seems not to have been described.

Another example, 4 inches long, was seined in one of the thoroughfares in the bay August 23. This has the same markings as the first. The caudal when fully expanded, is rounded, the end truncate; there is no emargination as in the adult. A figure of the young is published in the bulletin of the U. S. Fish Commission, 1888, v. 7, pl. 2, fig. 13.

Family Coryphaenidae

Dolphins

Genus **CORYPHAENA** Linnaeus

Body elongate, compressed, covered with small cycloid scales; cleft of the mouth wide, oblique, the lower jaw projecting; cardiform teeth in the jaws and on the vomer and palatine bones, a patch of villiform teeth on the tongue, no teeth on the esophagus; opercular bones entire; skull with a crest which is more elevated in the adult than in the young; a single, many-rayed dorsal fin, not greatly elevated, extending from the nape nearly to the caudal fin; anal similar, but shorter, both without distinct spines; pectoral fins very short and small; ventrals well developed,

thoracic, I, 5, partly received into a groove in the abdomen; caudal fin widely forked; lateral line present; gill membranes free from the isthmus; branchiostegals seven; no pseudo-branchiae; no air bladder; pyloric appendages very numerous; vertebrae about 30. A genus with probably only two species. Very large fishes, inhabiting the high seas in warm regions, noted for their brilliant and changeable colors. (After Jordan and Evermann)

225 *Coryphaena hippurus* Linnaeus

Common Dolphin

Coryphaena hippurus LINNAEUS, Syst. Nat. ed. X, I, 261, 1758, open seas; GÜNTHER, Cat. Fish. Brit. Mus. II, 405, 1860; CUVIER & VALENCIENNES, Hist. Nat. Poiss. IX, 278, pl. 266, 1833; JORDAN & GILBERT, Bull. 16, U. S. Nat. Mus. 914, 1883; JORDAN & EVERMANN, Bull. 47, U. S. Nat. Mus. 952, 1896, pl. CXLIX, fig. 402, 1900; BEAN, Bull. Am. Mus. Nat. Hist. 363, 1897; SMITH, Bull. U. S. F. C. XVII, 99, 1898.

Coryphaena hippuris MITCHILL, Trans. Lit. & Phil. Soc. N. Y. I, 378, 1815.

Coryphaena sueurii CUVIER & VALENCIENNES, Hist. Nat. Poiss. IX, 302, 1833.

Coryphaena globiceps DE KAY, N. Y. Fauna, Fishes, 132, pl. 10, fig. 29, 1842, off New York.

Coryphaena sueuri JORDAN & GILBERT, Bull. 16, U. S. Nat. Mus. 455, 1883.

Body elongate, compressed, highest anteriorly, the greatest depth equal to length of head and to one fourth of total length without caudal; the greatest width about equal to postorbital length of head; least height of caudal peduncle one fourth the length of head; maxilla reaching nearly to below end of eye; upper jaw equal to snout and eye combined; mandible reaching past hind margin of orbit. The profile of the snout becomes nearly vertical with age; the male has the forehead elevated, forming a crest which projects slightly beyond the upper jaw. Eye small, one half the length of snout, one sixth the length of head. The dorsal origin is nearly above the eye; the fin occupies the entire back, the longest spines (12th to 14th) equal postorbital length of head, the last spine two ninths as long as head. Caudal very deeply forked, the middle rays less than one sixth as long as the external rays, which are one third as long as the dorsal base. The anal begins under the 32d spine of the dorsal; its base is as long as the head and pectoral combined, its longest ray one third as long as the head, its last ray equal to eye, the

fin emarginate anteriorly. The ventral origin is directly under the pectoral base and under the 13th spine of the dorsal, its length one sixth of total length without caudal. The pectoral origin is below the 13th spine of the dorsal; the fin extends to below the 23d spine, its length equal to length of head without snout. D. 56-64; A. 25-30; V. I, 5; P. I, 19. Scales about 175; gill rakers 10, all below angle, the longest one half as long as the eye.

Colors in life brilliant, changing suddenly at death; greenish above, white or golden below, with bright blue spots, the largest on the back and head, forming bands on the snout; dorsal purplish blue, with pale longitudinal lines; other fins tinged with blue; caudal yellow; in spirits, silvery with blackish spots, smaller than the pupil, on the sides below the lateral line.

The dolphin inhabits all warm seas; it is common in the Gulf of Mexico, and its summer range includes Cape Cod. Large individuals are rare in Vineyard sound, but the young, from 2 to 12 inches long, are observed nearly every year in floating gulf weed, usually in July and August.

Mitchill mentions the species without referring to a particular specimen; but De Kay states that an individual 42 inches long was captured off the harbor of New York and presented to the Lyceum of Natural History. An example, 17 inches long and $2\frac{3}{4}$ inches deep, was caught off Sandy Hook late in August 1897 by a fisherman while trolling for bluefish.

The dolphin attains to the length of 6 feet. It is an excellent food fish.

226 *Coryphaena equisetis* Linnaeus

Small Dolphin

Coryphaena equisetis LINNAEUS, Syst. Nat. ed. X, I, 261, 1758, high seas; CUVIER & VALENCIENNES, Hist. Nat. Poiss. IX, 297, pl. 267, 1833; GUNTHER, Cat. Fish. Brit. Mus. II, 407, 1860; JORDAN & GILBERT, Bull. 16, U. S. Nat. Mus. 914, 1883; JORDAN & EVERMANN, Bull. 47, U. S. Nat. Mus. 953, 1896.

Lampugus punctulatus CUVIER & VALENCIENNES, op. cit. IX, 327, 1833; DE KAY, N. Y. Fauna, Fishes, 134, pl. 11, fig. 31, 1842.

Coryphaena punctulata JORDAN & GILBERT, Bull. 16, U. S. Nat. Mus. 454, 1883.

This is said to be the *Lampugus punctulatus* of Cuvier and Valenciennes,¹ to which is ascribed the following characters. Hight of body contained nearly five times in its length; head five and one fourth times; depth of head five sevenths of its length; profile obliquely descending; pectorals one tenth of total length; ventrals one eighth; caudal lobes one fifth; 10 or 12 posterior rays of dorsal and anal dilated at their extremities and projecting beyond the connecting membrane. Color silvery, blackish on the back, with a few small black dots on the body. D. 51; A. 25; V. I, 5; P. 19.

The specimen described is 13 inches long. It was taken in the Atlantic at the equator.

De Kay has described a dolphin measuring 2 feet which was taken on a hook at the light-ship off the harbor of New York and which he supposed to be identical with the species just mentioned. The characters of the fish are given as follows. Length of head rather less than one eighth of total length; hight of body one eighth and of caudal peduncle at its lowest part one twentieth of total; eye large, its length contained four and four sevenths times in length of head and more than one diameter distant from tip of snout; dorsal fin beginning just behind the orbit, its last 10 or 12 rays somewhat elevated and projecting beyond the connecting membrane; pectoral origin under ninth dorsal spine; the fin one twelfth of total length including caudal; ventral length contained nine and three fifths times in total; anal origin nearly midway between posterior margin of orbit and base of caudal. Length 24 inches; head $3\frac{1}{2}$ inches; hight 3 inches. D. 53; A. 25; V. I, 5; P. 20.

Color sea green above the lateral line; silvery on the sides, with metallic reflections on the opercles; iris yellowish; dark reddish brown stripes across the head; a series of distant rounded spots along the base of the dorsal fin; a few scattering ones on the back part of the head, and confused series of similar spots on the sides below the lateral line; dorsal, pectorals and ventrals brown; anal and caudal fins light colored.

¹Hist. Nat. Poiss. 1833. 9:327.

Jordan and Evermann, in Bulletin 47, U. S. National Museum, p. 953, state that the small dolphin is not recorded from the coast of the United States; but that it inhabits the open Atlantic and occurs rarely in the West Indies. De Kay, however, described a dolphin, above mentioned, which appears to agree with the published descriptions of the *Coryphaena equisetis* Linnaeus; and there is no reason to suppose that this pelagic species does not occasionally visit our shores. It is true that all the young dolphins from the New England and New York coasts examined by me belong to the larger species; but materials for study are scarce, and it is unwise to base a conclusion on insufficient investigation.

Family CENTROLOPHIDAE

Rudderfishes

Genus PALINURICHTHYS Bleeker

Body oblong, ovate, moderately compressed; profile very blunt and convex; mouth moderate; maxillary narrow, with a small supplemental bone; premaxillaries protractile, little movable; jaws nearly equal, each with about one series of small, slender teeth; no teeth on vomer or palatines; preoperculum, interoperculum, and suboperculum finely serrated; gill rakers long; gill membranes separate, free from the isthmus; scales small, smooth, larger, thicker, and more adherent than in *Stromateus*; cheeks scaly; fins rather low; dorsal fin long, preceded by six to eight short, subequal, rather strong spines, the last ones connected by membrane, the others nearly free, all much lower than the soft rays; anal fin similar but shorter, preceded by three spines, which, like the dorsal spines, are nearly embedded in thick skin; vertical fins densely scaly toward their bases; caudal fin emarginate; caudal peduncle stout; ventral fins large, thoracic, 1, 5; pectoral fins moderate, rounded, or falcate.

227 *Palinurichthys perciformis* (Mitchill)

Rudderfish; Black Pilot

Coryphaena perciformis MITCHILL, Am. Month. Mag. II, 244, Feb. 1818, New York Harbor.

Palinurus perciformis DE KAY, N. Y. Fauna, Fishes, 118, pl. 24, fig. 75, 1842; STORER, Hist. Fish. Mass. 74, pl. XIII, fig. 3, 1867.

Pammelas perciformis GÜNTHER, Cat. Fish. Brit. Mus. II, 485, 1860.

Lirus perciformis JORDAN & GILBERT, Bull. 16, U. S. Nat. Mus. 452, 1883.

Palinurichthys perciformis GILL, Proc. Ac. Nat. Sci. Phila. 20, 1860; JORDAN & EVERMANN, Bull. 47, U. S. Nat. Mus. 964, 1896; GOODE & BEAN, Bull. Essex Inst. XI, 16, 1879; BEAN, Bull. Am. Mus. Nat. Hist. IX, 363, 1897; SMITH, Bull. U. S. F. C. XVII, 99, 1898; BEAN, 52d Ann. Rept. N. Y. State Mus. 104, 1900.

Body ovate, compressed, its depth two fifths of its length without the caudal; head short, blunt, its profile convex, its length two sevenths of the total without caudal; mouth moderate; maxillary narrow, reaching to opposite front of pupil; a small supplemental bone; eye with adipose eyelid; eye nearly equal to snout, two ninths as long as the head; top of head scaleless; cheeks scaly; jaws nearly equal, each with about one series of small, slender teeth, no teeth on vomer or palatines; gill rakers long; pectorals nearly as long as the head. D. VIII, 20; A. III, 16. Lateral line 75. Blackish green, everywhere dark, the belly almost similar and not silvery, sides often mottled with linear blotches. Length 1 foot.

The rudderfish is found on the Atlantic coast of North America from Maine to Cape Hatteras; usually off shore under drifting logs, boxes and other objects, but occasionally entering bays; one specimen was taken off Cornwall, having drifted across the Atlantic. The rudderfish is rare in Gravesend bay. One or two will usually appear there during the summer, but some years none are seen. The fish is common 2 or 3 miles off shore, and its capture with a dip net is not difficult. Numerous young and half grown examples were so taken off Southampton L. I. Aug. 3, 1898, and a fine adult was captured by Capt. George Yarrington in Clam Pond cove, Great South bay, Oct. 11, 1898.

Aug. 4, 1901, a school of rudderfish numbering about 50 was seen at the dock at Water Island, Great South bay, and one of them was obtained for the state museum.

Family STROMATEIDAE

Harvestfishes

Genus RHOMBUS Lacépède

Body ovate or suborbicular, strongly compressed, tapering into a slender caudal peduncle, which is not keeled or shielded;

head short, compressed, the profile obtuse; mouth small, terminal, the jaws subequal; premaxillaries not protractile; jaws each with a single series of weak teeth; scales very small, cycloid, silvery, loosely inserted, extending on the vertical fins; opercular bones entire; gill membranes separate, free from the isthmus; gill rakers moderate; lateral line continuous, concurrent with the back; dorsal fin long, more or less elevated in front, preceded by a few indistinct spines—usually one or more procumbent spines in front of dorsal and anal, each of these with a free point both anteriorly and posteriorly; anal fin similar to dorsal, or shorter, usually with three small spines; ventral fins wanting; a single small, sharp spine, attached to the pubic bone, occupying the place of the ventrals; pectorals long and narrow; caudal widely forked. Species few, mostly American. This genus differs from *Stromateus* chiefly in the prominence of the pelvic bone, which projects as a lamina beyond the skin. (After Jordan and Evermann)

Subgenus **RHOMBUS**

228 *Rhombus paru* (Linnaeus)

Harvestfish; Pappyfish

Stromateus paru LINNAEUS, Syst. Nat. ed. X, I, 248, 1758, Jamaica; JORDAN & GILBERT, Bull. 16, U. S. Nat. Mus. 914, 1883.

Chaetodon alepidotus LINNAEUS, Syst. Nat. ed. XII, 460, 1766, Charleston.

Stromateus alepidotus JORDAN & GILBERT, Bull. 16, U. S. Nat. Mus. 451, 1883.

Stromateus longipinnis MITCHILL, Trans. Lit. & Phil. Soc. N. Y. I, 366, 1815, New York Bay.

Rhombus longipinnis CUVIER & VALENCIENNES, Hist. Nat. Poiss. IX, 401, pl. 274, 1833; DE KAY, N. Y. Fauna, Fishes, 136, pl. 75, fig. 239, 1842.

Stromateus gardenii GÜNTHER, Cat. Fish. Brit. Mus. II, 399, 1860.

Rhombus paru JORDAN & EVERMANN, Bull. 47, U. S. Nat. Mus. 965, 1896, pl. CL, fig. 404, 1900; BEAN, Bull. Am. Mus. Nat. Hist. IX, 364, 1897; SMITH, Bull. U. S. F. C. XVII, 99, 1898.

Body ovate or suborbicular, strongly compressed, its greatest depth about three fourths of its length without the caudal; caudal peduncle short and slender, its least depth contained two and three fifths times in the length of the short head; mouth very small, oblique, the maxilla reaching to below front of eye; no pores along side of back; eye round, as long as the snout, and about one fourth as long as the head; profile of head very

obtuse; dorsal origin a little behind pectoral origin, base of dorsal almost equal to greatest depth of body, front of fin elevated, the longest ray as long as the pectoral, its length contained two and three fifths times in total length without caudal; anal base nearly as long as dorsal base, the longest anal ray much longer than the pectoral, the last dorsal and anal rays very short, scarcely two thirds as long as the eye, caudal deeply forked, its lobes equal, the longest rays as long as the pectoral. Scales small, thin and deciduous. D. IV to V, 45; A. II, 43. Scales about 90; vertebrae 15+15.

Color greenish above, golden yellow below. Mitchill gives the following description: "silvery, with tints of blue, green and iridescent; dusky on the head, and with inky patches on the belly towards the tail, which in certain lights appear beautifully red and purple; back bluish, with occasional clouds."

The harvestfish inhabits the West Indies and is found on our Atlantic coast from Cape Cod southward, ranging to Brazil. The young are frequently seen swimming beneath the Portuguese men-of-war.

De Kay had several specimens of the species, but found it less common than the short-finned harvestfish, *R. triacanthus*. At Charleston the fish is called rudderfish.

The species reaches a length of 8 inches. It is a valuable food fish. It is a summer visitor in Gravesend bay and is sometimes rare, but was formerly abundant there. It is not adapted to a captive life. At Woods Hole Mass. Dr Smith reports it as usually rare, but occasionally common. As a rule only three or four are taken in a season, but one year 300 or 400 were obtained. It occurs mostly in June and July, associated with the butterfish, *R. triacanthus*.

Subgenus **PORONOTUS** Gill

229 *Rhombus triacanthus* (Peck)

Butterfish; Harvestfish

Stromateus triacanthus PECK, Mem. Amer. Acad. II, part 2, 48, pl. 2, fig. 2, 1800, Piscataqua River, N. H.; JORDAN & GILBERT, Bull. 16, U. S. Nat. Mus. 451, 1883; GÜNTHER, Cat. Fish. Brit. Mus. II, 398, 1860.

- Stromateus cryptosus* MITCHILL, Trans. Lit. & Phil. Soc. N. Y. I, 365, pl. I, fig. 3, 1815. New York Bay.
- Rhombus triacanthus* DE KAY, N. Y. Fauna, Fishes, 137, pl. 26, fig. 80, 1842; STORER, Hist. Fish. Mass. pl. XV, fig. 4, 1867; JORDAN & EVERMANN, Bull. 47, U. S. Nat. Mus. 967, 1896, pl. CL, fig. 405, 1900; BEAN, Bull. Am. Mus. Nat. Hist. IX, 363, 1897; SMITH, Bull. U. S. F. C. XVII, 99, 1898; BEAN, 52d Ann. Rept. N. Y. State Mus. 104, 1900.
- Poronotus triacanthus* GOODE & BEAN, Bull. Essex Inst. XI, 16, 1879; BEAN, Bull. U. S. F. C. VII, 140, 1888; 19th Rep. Comm. Fish. N. Y. 257, pl. XI, fig. 14, 1890.

Body oval, much compressed. The depth is contained two and one third times in the length. Dorsal and ventral outlines about equally curved. The length of the head is contained four times in that of the body. Snout very blunt, rounded in profile; mouth small, the maxillary not reaching the orbit; caudal peduncle very short; anterior rays of dorsal and anal little elevated; lateral line high, a series of conspicuous pores above it near the base of the dorsal; pectorals much longer than head; gill rakers rather long, two thirds the diameter of the eye, which is four in head. Length 10 inches. D. III, 45; A. III, 38. Bluish above, below silvery. Maine to Cape Hatteras; very abundant.

This is known as the dollarfish, harvestfish and lafayette. Mitchill called it the cryptous broad shiner, and De Kay described it under the name short-finned harvestfish. About Cape Cod it is the sheepshead and skipjack. In Connecticut it is called pumpkin seed and at Norfolk starfish.

The butterfish ranges from Maine to South Carolina, and is gradually replaced southward by the long-finned harvestfish, *Rhombus paru*. It is a summer visitor, associated with the mackerel. De Kay records it in New York bay July 1, and obtained it from fyke nets in New York harbor as late as October 12. We seined young examples at Blue Point Lifesaving station October 7, and others were secured September 30 at Oak Island beach. It is taken chiefly in pound nets, and has recently become a highly prized market fish. A few years ago it was little esteemed. The young are to be found in the summer months swimming at the surface in sheltered bays and fre-

quently under the shelter of the streamers of jellyfishes, where they are sometimes destroyed by the lasso cells of their host.

The harvestfish is present in Gravesend bay from April to November. Adults were taken at Southampton beach Aug. 1 and Aug. 3, 1898. The fish was not found in Great South bay during the summer and fall of 1898.

Group PERCOIDEA

Perchlike Fishes

Family CENTRARCHIDAE

Sunfishes

Genus **POMOXYS** Rafinesque

Body more or less elongate, strongly compressed, the snout projecting; mouth large, oblique; maxillary broad, with a well developed supplemental bone; teeth on vomer, palatines, entopterygoids and tongue; lower pharyngeals narrow, with sharp teeth; gill rakers long and slender, numerous; opercle emarginate; preopercle and preorbital finely serrated; scales large, feebly ctenoid; fins large, the anal larger than dorsal, of six spines and about 17 rays; dorsal with six to eight graduated spines, the spinous dorsal shorter than the soft part; caudal fin emarginate; pectorals rounded or obtusely pointed, with 15 or 16 rays, the upper longest; ventrals close together, each with a strong spine; branchiostegals seven; lateral line complete, the tubes straight and extending at least on the anterior half of the exposed surface of the scale; posterior processes of the premaxillaries not extending to the frontals; supraoccipital and parietal crest very strong, produced forward on the frontals to between the orbits; vertebrae 18+15=33.

230 **Pomoxis annularis** Rafinesque

Crappie

Pomoxis annularis RAFINESQUE, Jour. Ac. Nat. Sci. Phila. I, 417, pl. 17, fig. 1, 1818, Ohio River "Silver perch or Goldring"; JORDAN & GILBERT, Bull. 16, U. S. Nat. Mus. 464, 1883; BEAN, Fishes, Penna. 103, pl. 30, fig. 59, 1893; JORDAN & EVERMANN, Bull. 47, U. S. Nat. Mus. 987, 1896, pl. CLIV, fig. 415, 1900.

Pomoxis nitidus GIRAARD, Proc. Ac. Nat. Sci. Phila. 200, 1857 or, U. S. Pac. R. R. Exp. Fish. 6, pl. 2, figs. 5-8, 1858; GÜNTHER, Cat. Fish. Brit. Mus. I, 257, 1859.

In the crappie the depth of the body is two fifths of the total length, not including the tail. The length of the head is one third of the total. The mouth is oblique and larger than in the calico bass. The eye is about equal to the snout and nearly one fourth the length of the head. The upper jaw nearly one half the length of head; the maxilla reaches slightly beyond the middle of the eye. The longest rays of the dorsal and anal are about one half as long as the head. The pectoral is longer than the ventral and reaches only to above the origin of the anal. The ventral when laid back reaches to the vent. D. VI, 16; A. VI, 17. Scales 7-45-13. There is considerable variation in the number of spines and rays in the dorsal and anal fins.

Color clear silvery olive, the sides mottled with dark greenish blotches. On the upper part of the body are traces of narrow vertical bars. The dorsal and caudal are mottled, but the anal is usually uniform pale.

Among the many names which have been applied to the crappie are: bachelor, newlight, campbellite, *sac-a-lait*, bridge perch, strawberry perch, chinquapin perch, speckled perch, tin perch, goggle-eye, John demon, shad, white croppie and timber croppie.

In the lower Mississippi valley the crappie is one of the most common fishes. It is abundant also in the Ohio valley and occurs rarely in Lake Erie. The Ohio, Illinois and Mississippi rivers are particularly noted for an abundance of crappies, and the fish is very plentiful in Lake Pontchartrain, La., where it is one of the most highly prized of the smaller game fishes.

Dr Meek did not obtain the crappie in the Cayuga lake basin, but says it may be found in the canal near Montezuma, where the calico bass is said to be frequently taken.

The crappie is a very general favorite for pond culture, can be readily transported and under favorable conditions multiplies prodigiously. Its range has been very much extended by artificial means. The best distinguishing marks between the crappie and the calico bass are the more elongated form of the crappie, the presence of six spines in the dorsal and the nearly uniform whitish color of the anal. In the crappie the greatest

depth of the body is usually contained two and one half times in the total length without the tail, while in the calico bass the depth equals one half the length. These two species are so similar in size and habits that they are rarely distinguished except by ichthyologists.

The crappie grows to a length of about 1 foot and usually weighs 1 pound or less; but in a lake near St Louis an individual weighing 3 pounds has been recorded.

Crappie fishing usually begins in June and lasts till the coming of cold weather. Large numbers of these fish are collected near Quincy Ill. for distribution to other waters. At Peoria Ill. Prof. Forbes has taken them in March and April; he has found them also in Pistakee lake and at Ottawa. Cedar lake, Ind. and King's lake, Mo. are celebrated crappie waters. Near Covington Ky. in private ponds belonging to Joseph Schlosser there are myriads of crappies as well as other game fishes.

Prof. S. A. Forbes has studied the feeding habits of the crappie, and finds that the young live chiefly on entomostraca and small insect larvae. The adults subsist on the same food when obtainable, but in times of scarcity they feed to some extent on other fishes. Small minnows and darters have been found in their stomachs. In the autumn Prof. Forbes has found a larger percentage of small fishes, sometimes constituting nearly two fifths of their food. The hellgramite is eaten by the crappie. In cold weather it does not consume one fourth the amount of food which it takes in the early spring. The crappie prefers still waters, thriving even in warm and muddy water, and has been taken in large numbers in midsummer at depths of only a few feet; in cold weather it retires to deeper water, becomes rather sluggish and takes little food. Dr. Henshall states that the crappie is found about dams and in deep still parts of streams and ponds, specially about logs, brush and drift.

The crappie is a very free biter and can be caught readily with minnows or worms. Spoon bait has been successfully used in trolling for this species. It is recorded that two men have

taken a thousand crappies in three days' fishing with hook and line. As the fish is gregarious, congregating in large schools, and fearless, it can be taken in the immense numbers given. The best bait for crappie is a small shiner. It rises well also to the artificial fly. As a food fish this is one of the best in our inland waters, and its adaptability for life in artificial ponds should make it a favorite with fish culturists.

231 *Pomoxis sparoides* (Lacépède)

Calico Bass; Strawberry Bass

- Labrus sparoides* LACÉPÈDE, Hist. Nat. Poiss. III, 517, 1802, South Carolina.
Cantharus nigromaculatus LE SUEUR, in, CUVIER & VALENCIENNES, Hist. Nat. Poiss. III, 88, 1829, Wabash River.
Centrarchus hexacanthus CUVIER & VALENCIENNES, Hist. Nat. Poiss. VII, 458, 1831, Charleston, S. C.; KIRTLAND, Bost. Jour. Nat. Hist. III, 480, pl. XXIX, fig. 2, 1841; GÜNTHER, Cat. Fish. Brit. Mus. I, 257, 1859.
Pomotis hexacanthus HOLBROOK, Ichth. S. C. 15, pl. 3, fig. 1, 1856.
Pomoxys sparoides JORDAN & GILBERT, Bull. 16, U. S. Nat. Mus. 465, 1883; BEAN, Fishes Penna. 102, color pl. 9, 1893.
Pomoxis sparoides MEEK, Ann. N. Y. Ac. Sci. IV, 312, 1888; BOLLMAN, Rep't. U. S. F. C. XVI, 559, pl. 68, fig. 2, 1892; JORDAN & EVERMANN, Bull. 47, U. S. Nat. Mus. 987, 1896, pl. CLIV, fig. 416, 1900; EUGENE SMITH, Proc. Linn. Soc. N. Y. for 1897, 33, 1898.

The calico bass has the depth about one half the length, not including the tail, the head about one third. The mouth is very oblique and smaller than in the crappie. The eye is as long as the snout and one fourth as long as the head. The maxilla reaches to slightly beyond the middle of the eye. The dorsal and anal fins are very high; the longest rays are half as long as the head. The pectoral is as long as the ventral, slightly shorter than the longest ray of the dorsal. The ventral reaches to third anal spine. D. VII, 15; A. VI, 17-18. Scales 7-42-15. The sides are olivaceous with silvery reflections and mottled with pale green. The dorsal, anal and caudal show pale spots surrounded by green reticulations.

The calico bass, on account of its wide distribution and variability, has received a profusion of names. Many of these are variations of the term bass. It is known, for example, as strawberry bass, grass bass, lake bass, Lake Erie bass, bank lake bass, silver bass, and big-fin bass. Other names for the species are

strawberry perch, chinquapin perch, goggle-eye perch, silver perch and sand perch. Still other names of local application are barfish, bitter head, tinmouth, *sac-a-lait*, lamplighter, razor-back, goggle-eye, black croppie and lake croppie. The species is mentioned in the fish laws of Pennsylvania under the name of Lake Erie bass or grass bass.

The distribution of the calico bass is naturally extensive, and it has been still further increased by artificial introduction. The fish has been carried to France, and examples measuring about 8 inches in length were recorded there several years ago. There is, however, some confusion in that country between the calico bass and the common sunfish, and there is no doubt that some of the latter species have been introduced into Germany under the mistaken belief that they were calico bass.

This bass is indigenous east of the Alleghanies from New Jersey southward to Georgia. It abounds in the Great lakes region, Mississippi valley south to Louisiana, most common northward, and occurs in the Missouri. In the Ohio valley it was rather uncommon till its introduction in large numbers. It was introduced into the Susquehanna river by the Pennsylvania Fish Commission, and has become acclimatized there; also into the Monongahela, the Lehigh, and other waters.

Fishermen of the region about Montezuma informed Dr Meek that the fish is frequently taken from the canal near that place, where it is known as calico bass. The U. S. Fish Commission obtained two examples in Long pond, at Charlotte N. Y. Aug. 17, 1894.

This bass grows to a length of about 1 foot and a maximum weight of nearly 3 pounds, but the average weight is about 1 pound. It spawns in the spring, and the close season in some states extends to June 1. Gravid females were caught near Havre de Grace Md. in May. These were taken in the Susquehanna and Tidewater canal, where the species is becoming rather abundant. The food of the calico bass consists of worms, small crustaceans and fishes. Though a native of deep, sluggish waters of western rivers and lakes, it readily adapts itself to

cold, rapid streams and thrives even in small brooks. The species is suitable also for pond life and may be kept in small areas of water provided they have sufficient depth. It does not prey on other fishes, and its numerous stiff spines protect it from larger predaceous species. It swims in large schools and is often found in comparatively shoal water. The nest-building habits have been described by Duclos from observations made at Versailles, France. This writer unfortunately had under observation both the calico bass and the common sunfish, and his statements need confirmation. The game qualities of this bass are noteworthy. It is a free, vigorous biter, its endurance is rather remarkable considering its size; as a food fish the species is highly prized, and its increase in eastern rivers is greatly to be desired.

GENUS *ACANTHARCHUS* Gill

Body oblong, robust, not much compressed or elevated; mouth not very large, the broad maxillary with a well developed supplemental bone; lower jaw projecting; teeth on vomer, palatines, pterygoids and tongue, lingual teeth in a single patch, pharyngeal teeth sharp; gill rakers few, rather long and strong; opercle emarginate; preopercle entire; scales cycloid, large; lateral line complete; dorsal spines usually 11; anal spines five; caudal fin rounded behind. Close to *Ambloplites*, differing chiefly in the rounded caudal. One species known.

232 *Acantharchus pomotis* (Baird)

Mud Sunfish

Centrarchus pomotis BAIRD, Ninth Smithson. Rep't, 325, 1855, New Jersey, New York; GÜNTHER, Cat. Fish. Brit. Mus. I, 256, 1859.
Acantharchus pomotis JORDAN & GILBERT, Bull. 16, U. S. Nat. Mus. 469, 1883; BEAN, Bull. U. S. F. C. VII, 143, 1888; Fishes Penna. 107, 1893; JORDAN & EVERMANN, Bull. 47, U. S. Nat. Mus. 989, 1896, pl. CLV, fig. 418, 1900; EUGENE SMITH, Proc. Linn. Soc. N. Y. for 1897, 34, 1898.

The mud sunfish has an oblong and moderately elongate body, its greatest depth, near the vent, two fifths of the total length without the caudal. The greatest thickness is a little less than one half the depth. The caudal peduncle is short and deep, its least depth two fifths of greatest depth of body. The head

is moderately large, rather more than one third of total length without the caudal, its width equal to the length of its postorbital part. The snout is very short and obtuse, its length about one half that of the eye. The eye is placed high, its diameter contained three and two thirds times in the length of the head. The interorbital space is slightly convex, its width three fourths the length of the eye. The mouth is large, the maxilla broadly expanded behind and reaching nearly to below the hind margin of the eye. A well developed supplemental maxillary bone, two thirds as long as the eye. Six rows of scales on the cheeks. The operculum ends in two thin, flat points, between which there is a black spot, about two fifths as long as the eye. Gill rakers short and few, five developed on the first arch, the longest two fifths as long as the eye. The spinous dorsal begins over the fifth scale of the lateral line; its base is as long as the head without the snout. The first spine is very short, one half as long as the eye; the spines increase very gradually in length to the last, which is as long as the eye and snout combined. The soft dorsal base is two thirds as long as that of the spinous dorsal; its rays are longer than the spines, the longest (fourth to sixth) about one half as long as the head. The anal begins under 18th scale of the lateral line; the first spine one half as long as the eye; the spines increase in length to the last, which is one third as long as the head; the rays are long, the longest (fourth) equal to postorbital length of head. The ventral reaches to the vent. The pectoral reaches to below the 15th scale of the lateral line. The caudal is rounded, its middle rays five sevenths as long as the head. The lateral line is complete and runs parallel to the dorsal outline. D. XII, 11; A. VI, 10; V. I, 5; P. 14. Scales 6-43-12. In spirits the color is dark brown; two or three dusky stripes on the sides below the lateral line; a dark shade around the nape extending backward behind the eye; two dark stripes across the cheeks and operculum; a dark opercular flap as described above; the fins unspotted. In life the fish is dark green. The example described, no. 17844 U. S. National Museum, from New Jersey,

is $4\frac{1}{5}$ inches long. It has more dorsal and anal spines than are usually present in this sunfish.

The colors of living specimens were described by Prof. Baird as follows:

Dark greenish olive, with three or four irregular longitudinal bands of dull greenish yellow, and occasionally cloudy spots of golden green. Sides of the head of this color, with three indistinct bands of dark olive. Iris purplish brown; cornea olive green. Fins quite uniform, very dark greenish olive, with darker margins, except the pectorals, which are light olivaceous, and the ventrals, the spinous rays of which are uncolored. Some specimens may be better described as dark golden green, with longitudinal bands of dark olive, broken up by cloudings of greenish.

Baird called it the bass sunfish because of its resemblance in shape to some of the basses. The species ranges from New York to North Carolina in sluggish streams near the coast. Baird collected it in Rockland county, N. Y. Eugene Smith took it in the upper Hackensack valley. Baird found it not rare in Cedar Swamp creek, near Beesleys Point N. J. in 1854; and the writer obtained a single individual in Gravelly run, not far from that locality, in 1887, associated with the pirate perch, striped mud minnow, barred killifish and young pickerel.

The mud sunfish reaches a length of 6 inches. It prefers muddy water and may even lie embedded in mud. Eugene Smith says it is shy, seclusive and nocturnal in its habits.

Genus **AMBLOPLITES** Rafinesque

Body oblong, moderately elevated, compressed; mouth large, the broad maxillary with a well developed supplemental bone, lower jaw projecting; teeth on vomer, palatines, tongue, entopterygoids and ectopterygoids, lingual teeth in a single patch, pharyngeal teeth sharp; branchiostegals six; opercle ending in two flat points; preopercle serrate at its angle; other membrane bones chiefly entire; gill rakers rather long and strong, dentate, less than 10 in number, developed only on the lower part of the arch; scales large, somewhat ctenoid; lateral line complete, the tubes occupying at least the anterior half of the surface of the scale; dorsal fin much more developed than the anal fin, with 10

or 11 rather low spines; anal spines normally six; pectorals obtusely pointed with 14 or 15 rays, the upper longest; caudal fin emarginate.

233 *Ambloplites rupestris* (Rafinesque)

Rock Bass; Redeye

Bodianus rupestris RAFINESQUE, Am. Month. Mag. II, 120, Dec. 1817, Lakes of New York, Vermont & Canada.

Cichla aenea LE SUEUR, Jour. Ac. Nat. Sci. Phila. II, 214, pl. 12, 1822, Lake Ontario.

Centrarchus aeneus CUVIER & VALENCIENNES, Hist. Nat. Poiss. III, 84, 1829; DE KAY, N. Y. Fauna, Fishes, 27, pl. 2, fig. 4, 1842, Lake Champlain, Great Lakes, streams of western New York, Hudson River; STORER, Syn. Fish. N. A. 37, 1846.

Ambloplites rupestris JORDAN & GILBERT, Bull. 16, U. S. Nat. Mus. 466, 1883; BEAN, Fishes Penna. 105, color pl. 10, 1893; EVERMANN & KENDALL, Rept. U. S. F. C. for 1894; 600, 1896; JORDAN & EVERMANN, Bull. 47, U. S. Nat. Mus. 990, 1896, pl. CLVI, figs. 419, A, B, C; MEEK, Ann. N. Y. Ac. Sci. IV, 313, 1898; EUGENE SMITH, Proc. Linn. Soc. N. Y. for 1897, 33, 1898; MEARNS, Bull. Am. Mus. Nat. Hist. X, 319, 1898; BEAN, 521 Ann. Rept. N. Y. State Mus. 104, 1900.

The rock bass has a robust oblong body; its depth is contained two and one third times in the total length without caudal, the head two and four fifths in this same length. The caudal peduncle is stout, almost as deep as long. The dorsal profile is rather steep; strongly concave over eye. The eye is large, about one fourth the length of head, equal to snout. The mouth is large, the maxillary reaching to vertical from posterior end of pupil. The heavy lower jaw projects slightly. The vomer, palatines, tongue and pterygoid bones all toothed; the teeth on the tongue in a single patch. The pharyngeal teeth are sharp. The opercle ends in two flat points; preopercle serrated at its angle. Gill rakers long and strong, less than 10 in number; six branchiostegals; scales large, those on the cheeks in about eight rows; caudal rather deeply emarginate. The dorsal base is about one and one half times as long as that of the anal. The spines of both fins are stout and rather short. The first spine of the dorsal is over the seventh scale of the lateral line, and the last spine is over the 25th scale. The first soft ray is over the 26th scale, and the last ray over the 35th. The anal origin is under the middle of the spinous dorsal, and

the last anal ray is opposite the last dorsal ray. First dorsal spine shortest, one half the length of longest spine, which is about three fifths as long as the longest ray. The spines and rays of the anal are in about the same proportion to each other as those of the dorsal, the first spine being the shortest and the longest about three fifths as long as the longest anal ray. The soft parts of the dorsal and anal are high and rounded. The pectoral is rather short and broad. The ventral long and slender, directly under base of pectoral. The lateral line is complete, placed high on body and follows the contour of the back. D. XI, 11; A. VI, 11. Scales 5-46-14.

Color olive green with a brassy tinge and much dark mottling; the young are pale or yellowish, irregularly barred and blotched with black; adults with a dark spot at the base of each scale, these spots forming interrupted black stripes; a dark spot on the opercle; soft dorsal, anal, and caudal fins with dark mottlings; iris golden overlaid with crimson.

The rock bass is known under a variety of names. Among them are the following: redeye, red-eyed perch, goggle-eye and lake bass. It is found in Lower Canada, Vermont and throughout the Great lakes region, west to Manitoba, and it is native in Minnesota and Dakota; southward it ranges through the Mississippi valley to Texas. In the Ohio valley it is very common, while in the Middle Atlantic states, east of the Alleghanies, it has probably been introduced. Its existence in the Susquehanna has been known for many years. Whether it is indigenous in Pennsylvania waters is uncertain. It has been introduced into some parts of Virginia, while in other portions of that state it is native. It is indigenous in North Carolina. Its distribution in Pennsylvania has been greatly extended by artificial introduction, and it is now well established in the Delaware, specially in its upper waters. De Kay records it from Lake Champlain, the Great lakes and the larger streams in the western counties of New York. Meek says it is a very common and well known species in the Cayuga lake basin. In the Passaic river and other waters it is an introduced species. Evermann

and Bean obtained a specimen in Scioto creek, Coopersville N. Y. July 19, 1894. In the Lake Ontario region the U. S. Fish Commission collectors secured it at the following localities in New York state in 1894 and previous years.

Marsh creek, near Pointbreeze.
 Mouth Little Salmon creek
 Chaumont river
 Guffon creek, Chaumont
 Mill creek, Sacketts Harbor
 Black creek, tributary of Oswego river, Scriba Corner
 Sandy creek, North Hamlin
 Mouth Salmon river, Selkirk
 Cape Vincent
 Little Stony brook, Henderson bay
 Long pond, Charlotte
 Cemetery creek, Watertown
 Great Sodus bay
 Grenadier island, Lake Ontario
 Salt brook, $1\frac{1}{2}$ miles above Nine Mile point
 Nine Mile point, Webster

Under circumstances favorable as to water and food supply the rock bass grows to a length of 14 inches and a weight of 2 pounds. It increases in depth and thickness with age. The largest example we have examined is one of 2 pounds weight, length 14 inches, from the James river, Va., taken near Richmond. Dr William Overton reports that rock bass weighing $3\frac{3}{4}$ pounds have been taken in his vicinity at Stony creek, Va.

In February and March this fish frequents the mouths of small streams, and in summer it seeks shady places under high banks or projecting rocks. The species is gregarious, going in large schools. It thrives where there is not much current and is very well adapted for culture in artificial ponds. It is as common in lakes and ponds as in the streams. Sluggish, pure dark water suits it best.

The fishing season begins in June and lasts till the approach of cold weather. The rock bass feeds on worms, crustaceans

and larvae of insects early in the season; later its food consists of minnows and crawfish. The young feed on insects and their larvae. The spawning season is May and June, and gravelly shoals are resorted to for depositing the eggs.

The rock bass bites very freely and is a fair game fish and excellent for the table. It fights vigorously, but its endurance is not great. Suitable baits are white grubs, crickets, grasshoppers, crawfish and small minnows. Common earthworms are also successfully used.

Genus *CHAENOBRYTTUS* Gill

This genus has the general form and dentition of *Ambloplites*, with the convex opercle, 10 dorsal and three anal spines of *Lepomis*. Preopercle entire; branchiostegals six; caudal fin emarginate; scales weakly ctenoid; vertebrae 13+16=29; posterior processes of the premaxillaries extending nearly to the frontals; frontals posteriorly with a transverse ridge connecting the parietal and supraoccipital crest, which are very strong.

234 *Chaenobryttus gulosus* (Cuv. & Val.)

Warmouth; Goggle-eye

- Pomotis gulosus* CUVIER & VALENCIENNES, Hist. Nat. Poiss. III, 498, 1829, Lake Pontchartrain and lagoons about New Orleans.
Centrarchus viridis CUVIER & VALENCIENNES, op. cit. VII, 460, 1831, Charleston, S. C.
Centrarchus gulosus CUVIER & VALENCIENNES, op. cit. VII, 459, 1831; GÜNTHER, Cat. Fish. Brit. Mus. I, 258, 1859.
Chaenobryttus antistius MCKAY, Proc. U. S. Nat. Mus. 88, 1881, Lake Michigan; JORDAN & GILBERT, Bull. 16, U. S. Nat. Mus. 467, 1883.
Chaenobryttus gulosus JORDAN & GILBERT, Bull. 16, U. S. Nat. Mus. 468, 1883; BOLLMAN, Rept. U. S. F. C. XVI, 562, pl. 69, fig. 3, 1892; JORDAN & EVERMANN, Bull. 47, U. S. Nat. Mus. 992, 1896, pl. CLVII, fig. 421, 1900.

The body of the warmouth is heavy and deep, more elongate than in *Lepomis*, its greatest depth contained from two to two and one half times in total length without caudal; head rather long, its length contained from two and one fifth to two and two thirds times in the total without caudal; eye large, about one fourth as long as the head, and about equal to the snout; mouth large, the maxillary reaching to below hind margin of eye; gill rakers eight or nine besides some rudiments; oper-

cular spot about as large as the eye. The dorsal begins farther back than the pectoral, its spines low, the longest equal to distance from tip of snout to middle of pupil; pectoral short, not reaching to anal; ventrals nearly reaching vent, the spine about one half the distance from origin of ventral to vent. D. X, 9 to 10; A. III, 8 to 9. Scales 6-40 to 46-11 to 12; pores 37 to 42; 6 to 8 rows on cheek.

Color in life clear olive green clouded with darker, usually without red or blue; a dusky spot on each scale more or less distinct; vertical fins mottled with dusky; a faint spot on last rays of dorsal bordered by paler; three oblique dusky bars radiating from eye; belly yellowish.

The warmouth inhabits the eastern United States from the Great lakes to South Carolina and Texas, ranging west to Kansas and Iowa. It occurs chiefly west or south of the Alleghanies. The fish reaches a length of 10 inches and is a food species of some importance. It is extremely voracious and, consequently, a favorite for angling. In form and color it varies greatly.

GENUS ENNEACANTHUS Gill

Body rather short and deep, compressed; mouth small; the supplemental maxillary bone well developed; teeth on vomer and palatines, none on the tongue; opercle ending behind in two flat points, with a dermal border; preopercle entire; scales rather large, the lateral line sometimes interrupted; gill rakers short, nine or 10 below angle of arch; dorsal fin continuous, normally with nine spines; anal fin smaller than the dorsal, with three spines; caudal fin convex behind; branchiostegals six. Species of small size and bright coloration, intermediate between *Lepomis* and *Centrarchus*. Abnormal variations in the number of dorsal and anal spines have given rise to the nominal genera *Hemioplites* and *Copelandia*.

235 *Enneacanthus obesus* (Baird)

Banded Sunfish

Pomotis obesus BAIRD, 9th Ann. Rept. Smith. Inst. 324, 1855, Beesleys Point, N. J.

Bryttus fasciatus HOLBROOK, Jour. Ac. Nat. Sci. Phila. 51, pl. 5, fig. 3, 1855, St John's River, Fla.; GUNTHER, Cat. Fish. Brit. Mus. I, 260, 1859.

- Pomotis guttatus* MORRIS, Proc. Ac. Nat. Sci. Phila. 3, 1859, Delaware River, Philadelphia, Pa.
- Enneacanthus obesus* JORDAN & GILBERT, Bull. 16, U. S. Nat. Mus. 470, 1883; BEAN, Fishes Penna. 108, 1893; EUGENE SMITH, Proc. Linn. Soc. 1897, 34, 1898, Hackensack Valley, N. Y.

The body of the banded sunfish is elliptic in form, its depth more than one half the total length without caudal, its thickness equal to two fifths of its depth. The caudal peduncle is short and stout, its least depth one third of greatest depth of body. The head is short, two fifths of total length without the caudal; the snout is very short and oblique, its length about two thirds of the diameter of the eye, which is one third as long as the head, and exceeds the width of the interorbital space. The mouth is oblique, moderate in size, the maxilla broadly expanded posteriorly and reaching to below the middle of the eye; a supplemental maxillary bone. A black opercular flap, two thirds as long as the eye. Scales on cheeks in four rows. Gill rakers short and spiny, 13 developed on the first arch, the longest scarcely one half as long as the eye. The first dorsal spine is over the pectoral base, minute, less than one half as long as the second, which is two thirds as long as the eye; the spines increase in size to the last, which is one half as long as the head; the fourth and longest soft ray is two thirds as long as the head. The ventral begins a little behind the pectoral base; the spine is two fifths as long as the head; the fin reaches to the second anal ray, its longest ray produced into a filament. The anal begins under the 13th scale of the lateral line; the base is two thirds as long as the head; the first spine is two thirds as long as the second, which is as long as the eye; the last spine is as long as the eye and snout combined. The anal rays increase in length to the fifth, which is as long as the head without the snout. The pectoral is below the median line and reaches to above the third anal spine. The caudal is rounded, the middle rays as long as the head without the snout. The lateral line is imperfect after the 17th to the 19th scale. D. IX, 11; A. III, 10; V. I, 5; P. 12. Scales 5-32-10. The type of the species, no. 6538, U. S. National Museum, from Beesleys Point N. J. is here described; it is $3\frac{3}{4}$ inches long.

The banded sunfish inhabits coastwise streams from Massachusetts to Florida. It occurs in southeastern Pennsylvania but is rare.

This species grows to a length of 3 inches. It is olive green in color with five to eight dark cross bars intermingled with golden or purplish spots. There are lines and spots also on the cheeks. The flap on the opercle contains a velvety black spot with a purple border. Below the eye is a dark bar. This is a beautiful little species, but has no economic importance.

In our vicinity it inhabits the entire Hackensack valley, preferring quiet, weedy places. For the aquarium it is the most desirable of all the sunfishes, as well on account of its hardness as of its harmless nature. *Eugene Smith*

236 *Enneacanthus gloriosus* (Holbrook)

Blue-spotted Sunfish

Bryttus gloriosus HOLBROOK, Jour. Ac. Nat. Sci. Phila. 52, pl. 5, fig. 4, 1855, Cooper River, S. C.; GÜNTHER, Cat. Fish. Brit. Mus. I, 260, 1859.

Hemioplites simulans COPE, Jour. Ac. Nat. Sci. Phila. 218, 1868, Tuckahoe Creek, near Richmond, Va.

Enneacanthus simulans JORDAN & GILBERT, Bull. 16, U. S. Nat. Mus. 470, 1883; BEAN, Fishes Penna. 108, 1893, Trenton, N. J.

Enneacanthus eriarchus JORDAN & GILBERT, Bull. 16, U. S. Nat. Mus. 409, 1883.

Enneacanthus eriarchus JORDAN & GILBERT, op. cit. 469, 1883.

Enneacanthus gloriosus BOLLMAN, Rept. U. S. F. C. XVI, 564, 1892; JORDAN & EVERMANN, Bull. 47, U. S. Nat. Mus. 993, 1896, pl. CLVIII, fig. 442, 1900; MEARNS, Bull. Am. Mus. Nat. Hist. X, 319, 1898.

The blue-spotted sunfish has an elliptic body, its greatest depth one half of the total length without the caudal, its thickness nearly two fifths of its depth. Caudal peduncle short, its least depth one third of greatest depth of body. Head moderately large, three eighths of total length without the caudal; snout very short and oblique, two thirds as long as the eye, which is nearly one third as long as the head; mouth moderately large, oblique, the broadly expanded maxilla reaching nearly to below front of pupil; lower jaw slightly projecting; the operculum ends in two flat points, between which there is a dark spot two thirds as long as the eye and bordered below by a narrow pearly stripe; gill rakers short and stout, 11 developed on first

arch, the longest one third as long as the eye; four rows of scales on the cheeks. The spinous dorsal begins over the fourth scale of the lateral line; its base is two thirds as long as the head; the first spine is nearly one half as long as the eye; the spines gradually increase in length to the fourth, which is equal to those that follow it and to the length of the postorbital part of the head; the fifth, and longest, soft ray is as long as the head without the snout; the last soft ray is as long as the postorbital part of the head. The anal origin is under the 14th scale of the lateral line; the base of the anal fin is as long as the head without the snout; the first spine is one fourth as long as the head; the third and longest spine equals the postorbital part of the head in length; the third and fourth soft rays are longest, as long as the head without the snout. The ventral reaches to the second anal ray, its spine as long as the postorbital part of the head. The pectoral is placed below the median line of the body; it reaches to below the 14th scale of the lateral line. The caudal is rounded; its middle rays are three fourths as long as the head. The lateral line is usually complete, sometimes imperfect on one side. D. IX, 11; A. III, 10; V. I, 5; P. 11. Scales 4-31-10.

In spirits the color is brownish; about seven or eight rows of scales below the lateral line with pearly blotches forming interrupted stripes; a dark band under the eye; the dorsal, anal, and caudal profusely spotted with roundish, pearly spots. Young individuals are obscurely banded. In life the spots of the male are blue, and the fins are higher than in the female; the opercle bears a pearly blue spot. The specimens described, no. 20356, U. S. National Museum, are from Trenton N. J. The largest is 3 inches long.

The blue-spotted sunfish is found from New York to South Carolina. According to Cope, it is very common in southeastern Pennsylvania. Mearns obtained it only in Long pond, a sheet of deep water almost a mile in length, 4 miles west of Highland Falls N. Y. He discovered the species there more than 23 years ago, and reports it still common.

This is a small species, not much larger than the banded sunfish. It is a handsome fish, but has no importance for food.

Genus **APOMOTIS** Rafinesque

This genus is very close to *Lepomis*, from which it differs only in the development of the supplementary maxillary bone, which becomes rudimentary or wanting in the adult of *Lepomis*. The mouth is largest in the species in which this bone is best developed. Lower pharyngeals narrow, with acute teeth; gill rakers well developed, long and stiff; pectoral bluntish, shorter than head; scales moderate, 43 to 50. Species widely distributed in American waters, similar in habit to the species of *Lepomis*.

237 *Apomotis cyanellus* (Rafinesque)

Green Sunfish; Redeye

- Lepomis cyanellus* RAFINESQUE, Jour. de Phys. 420, 1819, Ohio River; JORDAN & GILBERT, Bull. 16, U. S. Nat. Mus. 473, 1883; BEAN, Fishes Penna. 110, pl. 31, fig. 61, 1893; MEEK, Ann. N. Y. Ac. Sci. IV, 313, 1888; EVERMANN & KENDALL, Bull. U. S. F. C. XII, 111, 1894.
- Pomotis longulus* BAIRD & GIRARD, Proc. Ac. Nat. Sci. Phila. 391, 1853, Otter Creek, Arkansas; Marcy's Expl. Red River, 245, pl. 12.
- Bryttus longulus* BAIRD & GIRARD, l. c. 25, 1854; GÜNTHER, Cat. Fish. Brit. Mus. I, 259, 1859.
- Calliurus longulus* GIRARD, U. S. Pacif. R. R. Exp. Fishes, 16, pl. 5, figs. 5-8, pl. 6, figs. 5-8, 1858; Rept. U. S. Mex. Bound. Surv. Ichth. 5, pl. IV, figs. 1-4, 1859.
- Calliurus formosus* GIRARD, Proc. Ac. Nat. Sci. Phila. 200, 1857, Arkansas; U. S. Pacif. R. R. Exp. Fishes, 14, pl. 5, figs. 1-4, 1858.
- Apomotis cyanellus* RAFINESQUE, Jour. de Phys. Paris, 420, 1819; BOULENGER, Cat. Fish. Brit. Mus. I, 21, 1896; JORDAN & EVERMANN, Bull. 47, U. S. Nat. Mus. 996, 1896.

The green sunfish has an oblong body, its greatest depth, at the ventrals, equal to three sevenths of the total length without the caudal, and its thickness three eighths of its depth. The least depth of the caudal peduncle equals four fifths of its length, and about one third of greatest body depth. The head is one third of total length without the caudal, its width nearly one half its length. The snout is moderately pointed, and as long as the eye, which is two ninths as long as the head. The interorbital space is nearly flat, its width a little greater than the length of the eye. The nape is moderately arched. The

mouth is moderately large, the maxilla not widely expanded behind and reaching to below the front of the pupil. Supplemental maxillary bone well developed; seven rows of scales on the cheeks; gill rakers short and stiff, 11 developed on the first arch, the longest one third as long as the eye; a short, broad opercular flap, its width and length about equal and two thirds of length of eye. The spinous dorsal begins over the sixth scale of the lateral line, its base nearly equal in length to the head; the first spine is two thirds as long as the eye; the spines increase gradually in length to the seventh, which is two fifths as long as the spinous dorsal base and one half the length of the head without the snout; the 10th spine is nearly as long as the seventh; the seventh and longest soft ray is one half as long as the head; the last ray is one third as long as the head. The base of the soft dorsal is about two thirds as long as the spinous dorsal base. The anal begins under the 24th scale of the lateral line; the first spine is three fourths as long as the eye; the second is nearly twice, and the third two and one half times as long as the first; the length of the anal base equals one fifth of the total without the caudal; the fourth and longest anal ray is as long as the postorbital part of the head; the last ray is a little more than one half as long as the fourth. The caudal fin is emarginate, the middle rays three fourths as long as the external. The ventral reaches to the vent, its spine one half as long as the head, without the snout, its length one fifth of the total without the caudal. The pectoral reaches to below the 17th scale of the lateral line. The lateral line follows the outline of the back. D. X, 11; A. III, 10; V. I, 5; P. 13. Scales 7-47-14.

In spirits the color is pale brown, the fins paler. The opercular flap has a dark spot as described above. In life there is generally a black blotch on the hinder part of the dorsal and anal; the ground color is greenish with a brassy tinge on the sides, the lower parts yellowish; blue spots and gilt borders usually ornament the scales, and faint dark bands are often present. The dorsal, anal and caudal have blue or green mark-

ings, and the anal is margined in front with orange. The iris is red and the cheeks are striped with blue. The specimen described, no. 36313, U. S. National Museum, from the Sac river, Mo., is 7 inches long.

The blue-spotted sunfish, also known as the green sunfish and redeye, occurs from the Great lakes region, throughout the Ohio and Mississippi valleys south to Mexico. It does not occur in the Middle Atlantic states east of the Alleghanias. Dr Meek did not find this fish near Ithaca. A few specimens were taken near Montezuma N. Y. None of the collectors of the U. S. Fish Commission obtained it in the Lake Ontario region.

The species reaches a length of 7 inches, and is an extremely variable one. Prof. Cope refers to it as a good panfish and states that it is abundant in the Ohio basin. In the Ohio valley it is one of the characteristic fishes, inhabiting ponds and ascending small streams. It frequents deep holes and the shelter of overhanging roots.

Genus **LEPOMIS** Rafinesque

Body oblong or ovate, more or less compressed, the back in the adult somewhat elevated; mouth moderate or small, the jaws about equal; maxillary narrow, the supplemental bone reduced to a mere rudiment, or altogether wanting; teeth on vomer and usually on palatines, none on tongue or pterygoids, lower pharyngeals narrow, the teeth spherical or paved, all or nearly all sharp, few or none of them conical; gill rakers mostly short; preoperculum entire; operculum ending behind in a convex flap, black in color, which in some species becomes greatly developed with age; branchiostegals six; scales moderate; dorsal fin continuous, with 10 spines; anal with three spines; caudal fin emarginate; pectorals long or short; vertebrae usually 13+16 or 17=29 or 30. Coloration brilliant, but evanescent. A large genus, one of the most difficult in our fish fauna in which to distinguish species. The form of body, development of ear flap, and height of spines vary with age and condition, while the general appearance and the numbers of fin rays and scales are essentially the same in all. Several at-

tempts have been made to subdivide the group, but the characters used, drawn from the pharyngeals, gill rakers, palatine teeth, and pectoral fins, are themselves subject to variation, changing or disappearing by degrees without marked gaps.

238 *Lepomis auritus* (Linnaeus)

Long-eared Sunfish

- Labrus auritus* LINNAEUS, Syst. Nat. ed. X, I, 283, 1758, Philadelphia, Pa.
Labrus appendix MITCHILL, Am. Month. Mag. II, 247, February, 1818.
Pomotis appendix DE KAY, N. Y. Fauna, Fishes, 32, 1842, from MITCHILL;
 STORER, Hist. Fish. Mass. 14, pl. III, fig. 4, 1867.
Pomotis rubricauda STORER, Bost. Jour. Nat. Hist. IV, 177, 1842, Concord,
 N. H.; GÜNTHER, Cat. Fish. Brit. Mus. I, 262, 1859.
Lepomis elongatus and *mystacalis* JORDAN & GILBERT, Bull. 16, U. S. Nat.
 Mus. 475, 1883.
Lepomis auritus JORDAN & GILBERT, Bull. 16, U. S. Nat. Mus. 477, 1883;
 BEAN, Fishes Penna. 113, pl. 31, fig. 63, 1893; JORDAN & EVERMANN,
 Bull. 47, U. S. Nat. Mus. 1001, 1896, pl. CLXIX, figs. 425, 425a, 1900;
 MEARN, Bull. Am. Mus. Nat. Hist. X, 319, 1898; EUGENE SMITH, Proc.
 Linn. Soc. N. Y. 1897, 34, 1898.

The long-eared sunfish has an oblong, moderately elongate body, its depth nearly one half of the length without the caudal and its thickness a little more than one third of its depth. The caudal peduncle is moderately short, its least depth three fourths of its length and one third of greatest depth of body. The head is rather large, its length without the flap one third of the total without caudal, its width one half of its length. The space between the eyes is convex, its width a little more than the length of the snout, which is two ninths as long as the head including the flap. The upper edge of the snout is oblique. The eye is one fourth as long as the head without the flap. The mouth is moderate in size, the maxilla not very broadly expanded behind and extending to below the front of the pupil. The scales on the cheeks are very small, in about eight rows. The opercular flap is long, narrow and pointed, its length equal to that of the snout and about twice its width. The gill rakers are short and stout, about 11 developed on the first arch, the longest one third as long as the eye. The spinous dorsal begins over the sixth scale of the lateral line; its base is two sevenths of total length without caudal; the first spine is two thirds as

long as the second, which is as long as the eye; the fourth (longest) is one and one half times as long as the eye; after the fourth the spines slightly decrease in length, the last being little longer than the eye; the fifth (longest) soft ray is as long as the base of the soft dorsal and equal to the snout and eye combined; the last soft ray is a little more than one half as long as the longest. The anal begins under the 21st scale of the lateral line; the length of its base equals that of the soft dorsal; the spines are short and stout, the first two thirds as long as the second and one half as long as the third, which is one and one half times as long as the eye; the fourth (longest) soft ray is as long as the base of the fin; the last ray is two thirds of this length. The caudal is emarginate, the middle rays two thirds as long as the outer. The ventral reaches beyond the vent, sometimes to the origin of the anal. The ventral spine is one half as long as the fin. The pectoral has a broad base and extends to below the 19th scale of the lateral line. D. X, 10; A. III, 9; V. I, 5; P. 14. Scales 7-43-13. The lateral line follows the curve of the back.

In spirits the color is pale brown; the fins somewhat paler; the ear flap black; a brownish streak in front of the eye and another horizontal one beneath it. In life the color is olivaceous; the belly, specially in breeding males, orange. The scales on the sides have reddish spots on a bluish ground. Dorsal, anal and caudal usually yellowish. The stripes on the head are bluish.

The specimen described, no. 33152, U. S. National Museum, from Bainbridge Pa. is $5\frac{1}{2}$ inches long.

The long-eared sunfish has a very extensive range and is known under many common names, among which are the following: bream, red-tailed bream, redhead bream, red-bellied bream, perch, sun perch, red-bellied perch and redbreast.

The species is common in streams east of the Alleghanies from Maine to Florida, and in tributaries of the Gulf of Mexico to Louisiana. In the southern states the typical long-eared sunfish is replaced by a variety with larger scales on the cheeks

and belly and a dusky blotch on the posterior part of the soft dorsal fin.

Mearns found this sunfish abundant in the Hudson and in Poplophen's creek, a tributary of the Hudson; he took it also in Highland lake. Eugene Smith reported it to be very common in the upper Passaic river, in the Great swamp and in the Bronx river.

The long-eared sunfish averages about 8 inches when adult and weighs about 1 pound. In the south the size and number of individuals are greatly increased. This fish feeds on worms, insect larvae, crustaceans, mollusks and small fishes. In the Susquehanna this is one of the most common of the sunfishes; in the Delaware also it is abundant, and reaches a large size. Though not important commercially, it is taken in large numbers on the hook and is an excellent food fish. It takes any kind of live bait very readily and furnishes good sport also with the artificial fly. In the Hudson Highlands region, according to Mearns, it is commonly sold in the markets; fishermen take it in fykes, and by angling, using dough, grasshoppers and angleworms for bait. He has caught it in the most rapid parts of Poplophen's creek when angling for brook trout.

239 *Lepomis pallidus* (Mitchill)

Bluegill; Blue Sunfish

Labrus pallidus MITCHILL, Trans. Lit. & Phil. Soc. N. Y. I, 407, 1815, near New York.

Pomotis incisor CUVIER & VALENCIENNES, Hist. Nat. Poiss. VII, 466, 1831, New Orleans; DE KAY, N. Y. Fauna, Fishes, 33, 1842 (extralimital).

Pomotis gibbosus CUVIER & VALENCIENNES, op. cit. VII, 467, 1831, Charleston, S. C.

Pomotis speciosus GÜNTHER, Cat. Fish. Brit. Mus. I, 263, 1859.

Lepomis pallidus JORDAN & GILBERT, Bull. 16, U. S. Nat. Mus. 479, 1883; MEEK, Ann. N. Y. Ac. Sci. IV, 313, 1888; BEAN, Fishes Penna. 112, pl. 31, fig. 62, 1893; JORDAN & EVERMANN, Bull. 47, U. S. Nat. Mus. 1005, 1896, pl. CLX, fig. 427, 1900.

The blue sunfish has a deep, elliptic body, its greatest depth at the ventrals one half of the total length without the caudal; the thickness equals about one third of the depth. The caudal peduncle is short and deep, its least height nearly one half the length of head. The head is one third of the total length with-

out the caudal; its width equals one half of its length. The snout is short, obtuse and oblique, less than the eye in length. The interorbital space is slightly convex, its width one third of the length of the head. The mouth is small, oblique, the maxilla not greatly expanded behind, reaching to below the front of the eye. The width of the preorbital equals one half the diameter of the eye. Scales on the cheeks in five rows. The gill rakers are short and stout, about 15 developed on the first arch, the longest little more than one fourth as long as the eye. No supplemental maxillary bone. No palatine teeth. The lower pharyngeal bone narrow, with teeth in only about four series, chiefly acute. The spinous dorsal begins over the fourth scale of the lateral line; the spines are stout, the first as long as the snout and one half as long as the fifth and longest; the spines following the fifth not much shorter; the first seven soft rays about equal in length and one half as long as the head; the last ray one third as long as the head. The base of the spinous dorsal is nearly as long as the head; the soft dorsal is two thirds as long as the spinous. The anal begins under the 20th scale of the lateral line; its base is as long as the head without the snout; the spines are short and heavy, the first five sixths as long as the eye, the second a little longer than the eye, and the third one half as long as the head without the snout; the longest rays are the fourth to the seventh, which are one half as long as the head. The caudal is notched, its middle rays three fourths as long as the outer. The ventral reaches almost to the anal, its spine being one half as long as the head without the snout. The pectoral is broad and reaches to below the 18th scale of the lateral line. The lateral line follows the curve of the back. D. X, 11; A. III, 10; V. I, 5; P. 13. Scales 7-41-15.

In spirits the color is pale brown, the scales with a pale margin; a large dark blotch on the hind part of the soft dorsal; a black opercular flap, its width and length about equal, shorter than the eye. The living fish varies with age from light green to dark green. The young have the sides silvery, tinged with

purple and with many vertical greenish bands, which are sometimes chainlike. The dark blotch of the soft dorsal is often indistinct in the young. In very old individuals the belly is often coppery red. The specimen described, no. 27845, U. S. National Museum, from Peoria Ill., is $7\frac{1}{2}$ inches long.

The propriety of using Mitchill's name *pallidus* for the blue sunfish is extremely doubtful. His description can be much more readily referred to a species of *Enneacanthus*, and the locality "near New York" does not possess this sunfish among its native species.

The blue sunfish, blue bream, copper-nosed bream or dollardee, is a very widely diffused species and varies greatly in size, color and length of the ear flap. It is found in the Great lakes and throughout the Mississippi valley to Mexico. East of the Alleghanies it ranges from New Jersey to Florida. In Pennsylvania it is abundant only in the western part of the state, including Lake Erie. Dr Abbott has recorded it from the Delaware river. Dr Meek says that it is found in the Cayuga lake basin in small numbers with the blue-spotted sunfish, *Apomotis cyanellus*, which he took near Montezuma.

The blue sunfish grows to a length of nearly 1 foot, and individuals weighing nearly 2 pounds are on record. Adults, however, average 8 inches in length, with a weight of less than 1 pound. The size of the individuals depends on the habitat. In large lakes and streams it grows to a greater size than in small bodies of water. In southern waters it attains to a larger size than in northern waters. It lives in ponds as well as in streams and thrives in warm waters. It is considered equal to the rock bass as a panfish and can very readily be taken by hook fishing.

Genus **EUPOMOTIS** Gill & Jordan

Very closely related to *Lepomis*, differing only in the blunter and more pavementlike teeth of the lower pharyngeal bones. These bones are, in typical species, broad and concave, specially in the adult. There is considerable variation among the species, and it is possible that this division can not be maintained. Most of the species have long pectoral fins, the sup-

plemental maxillary lost or very much reduced, and the opercular flap always with an orange patch on its lower posterior part. Gill rakers various, usually short. The retention of this genus is possibly justified by convenience, but neither the longer pectorals nor the blunt pharyngeals separate it sharply from *Lepomis*.

240 *Eupomotis gibbosus* (Linnaeus)

Sunfish; Pumpkin Seed

- Perca gibbosa* LINNAEUS, Syst. Nat. ed. X, I, 292, 1758, Carolina.
Sparus aureus WALBAUM, Artedi. Gen. Pisc. 290, 1792, lakes of New York.
Morone maculata MITCHILL, Report in Part, 19, 1814.
Pomotis vulgaris CUVIER & VALENCIENNES, Hist. Nat. Poiss. III, 91, 1829,
 Lake Huron, New York, Virginia; and Carolina; DE KAY, N. Y. Fauna,
 Fishes, 31, pl. 51, fig. 166, 1842; HOLBROOK, Ichth. S. C. 6, pl. 1, fig. 2,
 1856.
Pomotis auritus GÜNTHER, Cat. Fish. Brit. Mus. I, 261, 1859.
Lepomis gibbosus JORDAN & GILBERT, Bull. 16, U. S. Nat. Mus. 482, 1883;
 MEEK, Ann. N. Y. Ac. Sci. IV, 313, 1888; BEAN, Fishes, Penna. 115, pl.
 32, fig. 65, 1893.
Eupomotis aureus MATHER, App. 12th Rept. Adirondack Surv. N. Y. 7,
 1886.
Eupomotis gibbosus JORDAN & EVERMANN, Bull. 47, U. S. Nat. Mus. 1009,
 1896, pl. CLXI, fig. 429, 1900; BEAN, Bull. Am. Mus. Nat. Hist. IX, 364,
 1897; MEARNs, Bull. Am. Mus. Nat. Hist. X, 320, 1898; EUGENE SMITH,
 Proc. Linn. Soc. N. Y. 1897, 35, 1898; BEAN, 52d Ann. Rept. N. Y. State
 Mus. 104, 1900.

The body of the common sunfish is nearly ovate, its depth one half the total length without caudal; its thickness one third of the depth. The caudal peduncle is short and compressed, its least depth less than the thickness of the body. The head is moderately large, one third of the total length without caudal, its width one half its length. The snout is short and depressed, its length four fifths of the diameter of the eye, which is one fourth as long as the head. The interorbital space is nearly flat, its width one and one half times the diameter of the eye. The mouth is small and oblique; the maxilla not much expanded behind and reaching to below the front of the eye. Scales on the cheeks in four rows. The opercular spot is short, less than two thirds the diameter of the eye, and has a whitish margin behind. The gill rakers are very short, moderately stout, 10 or 11 developed on the first arch, the longest less than

one fourth the diameter of the eye. The spinous dorsal begins over the third scale of the lateral line; its base is as long as the head without the opercular flap; the first spine is two thirds as long as the eye; the spines increase in size, the fourth, fifth and sixth being nearly equal in length and about as long as the eye and snout combined; the sixth and longest soft ray is as long as the postorbital part of the head, while the last ray is less than one third as long as the head. The base of the soft dorsal is as long as that of the spinous dorsal. The anal origin is under the 23d scale of the lateral line. The anal base is two thirds as long as the head; the first spine is about one half as long as the third (longest), which is two fifths as long as the head. The first and second rays are the longest, nearly as long as the base of the fin. The last ray is two thirds as long as the first. The ventral reaches beyond the vent; its spine is one half as long as the head without the snout. The pectoral reaches to above the anal origin. The caudal is emarginate, its middle rays four fifths as long as the outer. The lateral line follows the curve of the back. D. X, 12; A. III, 10; V. I, 5; P. 13. Scales 6-42-13.

In spirits the color is pale brownish, the opercular flap black with a narrow whitish margin behind and beneath, and the dorsal fin with faint dusky blotches. In life this is one of the most brilliant of sunfishes, the upper parts being greenish olive with a bluish tinge, the sides profusely spotted with orange, the belly and lower fins orange and the dorsal and caudal fins bluish with orange spots. The cheeks are orange with undulating blue stripes; the opercular flap is black, emarginated behind and underneath with bright scarlet.

The specimen described, no. 20304, U. S. National Museum, from the Susquehanna at Havre de Grace, is nearly 6 inches long.

The common sunfish, or sunny, pumpkin seed, bream, tobacco box, and pondfish is one of the best known fishes of the United States.

It is found from Maine westward through the Great lakes region to Minnesota and in the eastern states south to South

Carolina. In western rivers, however, it is seldom found south of the latitude of Chicago. In New York the sunfish abounds almost everywhere, in the lowlands as well as the highlands and in brackish as well as fresh waters; it has even been taken occasionally in salt water on Long Island. Large individuals have been received from Canandaigua lake and from lakes in the Adirondacks. Dr Meek found it very common throughout the Cayuga lake basin. The collectors of the U. S. Fish Commission obtained it in almost all the waters visited by them (21 localities) in the Lake Ontario region. Eugene Smith reports it from most of the moraine ponds of Long Island and Staten Island, and in quarry ponds of the Palisades, wherein it is frequently placed by boys. Ponds and lakes in the parks of New York city are well stocked with this species. Mearns reported it as abundant in the Hudson and in all the ponds and slow streams of the Hudson Highlands. Mather recorded it as a common fish in most of the Adirondack waters, the exceptions being Piseco lake, G lake, Coald lake, Sents' lake, T lake, Willis pond, Murphy, Warner and Bug lakes.

The common sunfish grows to a length of 8 inches and a weight of about $\frac{1}{2}$ pound. Its food is similar to that of the long-eared sunfish; and it is one of the readiest biters known to the angler. The habits of this fish have been described by Dr Theodore Gill and W. P. Seal. The latter states that the male in the breeding season is readily identified by his brighter coloration, conspicuous ear flaps and a luminous border around the fins while in the water. The nest is a depression in the mud, sand or gravel, hollowed out by means of the fins. In the Potomac he found a number of nests which were located from a few inches to several feet apart. The male watches the nest and drives away all intruders. The eggs are only about $\frac{1}{8}$ of an inch in diameter and not very numerous. They are attached to stones and aquatic plants. Mr Seal has reason to believe that the male alone is concerned in building the nest and in the care of the eggs and young.

The species is usually hardy in captivity, but is subject to fungus attacks which yield readily to treatment with brackish

water. In the aquarium, according to Eugene Smith, the common sunfish by incessant attacks often kills associates of many kinds. It is a very gamy fish, common everywhere and is usually found in the company of shiners, minnows and killies. In quarry ponds, of the Palisades, says the same author, the fish will thrive and multiply as freely as the goldfish, provided there is water enough throughout the year.

Genus **MICROPTERUS** Lacépède

Body oblong, compressed, the back not much elevated; head oblong, conical; mouth very large, oblique, the broad maxillary reaching nearly to or beyond the posterior margin of the eye, its supplemental bone well developed; lower jaw prominent; teeth on jaws, vomer and palatines in broad villiform bands, the inner depressible, usually no teeth on the tongue; preopercle entire; operculum ending in two flat points without cartilaginous flap; branchiostegals normally six; gill rakers long and slender; scales rather small, weakly ctenoid; lateral line complete, the tubes straight, occupying the anterior half of each scale; dorsal fin divided by a deep notch, the spines low and rather feeble, 10 in number; anal spines three, the anal fin much smaller than the dorsal; pectorals obtusely pointed, the upper rays longest; ventrals close together below the pectorals; caudal fin emarginate; posterior processes of the premaxillaries not extending to the frontals; frontals posteriorly with a transverse ridge connecting the parietal and supraoccipital crests, which are very strong; vertebrae 16+16 or 17=32 or 33. Size large. Two species, among the most important of American "game" fishes.

241 *Micropterus dolomieu* Lacépède

Small Mouthed Black Bass

Micropterus dolomieu LACÉPÈDE, Hist. Nat. Poiss. IV, 325, 1802; JORDAN & GILBERT, Bull. 16, U. S. Nat. Mus. 485, 1883; MATHER, App. 12th Rept. Adirondack Surv. N. Y. 5, 1886; MEEK, Ann. N. Y. Ac. Sci. IV, 313, 1888; BEAN, Fishes Penna. 116, color pl. 11, 1893; EVERMANN & KENDALL, Rept. U. S. F. C. for 1894, 600, 1896; JORDAN & EVERMANN, Bull. 47, U. S. Nat. Mus. 1011, 1896, pl. CLXII, figs. 430, 430a, 1900; BEAN, Bull. Am. Mus. Nat. Hist. IX, 364, 1897; MEARNs, id. X, 320, 1898; EUGENE SMITH, Proc. Linn. Soc. N. Y. 1897, 35, 1898.

Centrarchus obscurus DE KAY, N. Y. Fauna, Fishes, 30, pl. 17, fig. 48, 1842, Onondaga Creek, N. Y.; GÜNTHER, Cat. Fish. Brit. Mus. I, 258, 1859.

The small mouthed bass differs most markedly from the large mouthed in the size of its jaws, the shallower notch in the dorsal fin and the smaller scales. There are about 11 rows of scales above the lateral line and seven below it; 72-74 scales in the lateral line. The ninth spine of the dorsal is longer than the eye and fully two thirds as long as the fifth and longest spine. The upper jaw extends backward to below the hind margin of the eye. The body is ovate oblong in shape, its greatest depth about equal to length of the head and one third of the total without caudal, becoming deeper with age. The eye is less than two thirds as long as the snout and about one sixth the length of head. The pectoral is not much longer than the ventral and slightly more than one half the length of head. The soft dorsal and anal are more scaly at the base than in the large-mouthed species. The scales on the cheeks and breast are very much smaller than those on the middle of the sides. D. X, 13-15; A. III, 10.

The young are dull yellowish green, the sides mottled with darker spots, which sometimes form short vertical bars. Three dark stripes on the head; caudal yellowish at the base; a broad black band near middle of tail and a broad whitish margin behind. The dark lateral band characteristic of the large mouthed species is not found in the small-mouth. In the adult the prevailing color is olive green, the stripes on the head remaining more or less distinct.

One of the early names for the small mouthed black bass is that of growler, which appears in the writings of Cuvier, who was under the impression that the name was applied because of a noise sometimes produced by this bass. At the time of his writing the name growler was pretty generally identified with the black bass. Among the names applied to this fish by Rafinesque are lake bass, big bass, spotted bass, and achigan. He also mentions it under the names painted tail, bridge perch, yellow bass, gold bass, brown bass, dark bass, minny bass, little

bass, hog bass, yellow perch, black perch, trout perch, streaked head, white trout and brown trout. In the southern states the small-mouth is known as the trout, perch and jumper. In Alabama it is called mountain trout. Some persons style it the bronze backer. The most appropriate name and the one by which it is best known is that of black bass or small mouthed black bass.

This species is indigenous to the upper parts of the St Lawrence basin, the Great lakes region and the basin of the Mississippi. East of the Alleghanies it is native to the headwaters of the Ocmulgee and Chattahoochee rivers, but north of these streams, though not originally an inhabitant of the waters, it has been widely distributed by artificial introduction.

In the St Lawrence river Evermann and Bean obtained the fish 3 miles below Ogdensburg N. Y. July 17, 1894, evidently the young of the year, as the specimen is $1\frac{3}{4}$ inches long. In Scioto creek at Coopersville N. Y. they secured an example $1\frac{5}{8}$ inches long July 19, 1894. Field assistants of the U. S. Fish Commission, collecting in the Lake Ontario region of New York in 1894 and preceding years, took specimens in the following localities.

Big Stony creek, Henderson Harbor

Mouth Salmon river, Selkirk

Marsh creek, Point Breeze

Four mile creek, Nine Mile point, Webster.

Wart creek

Black river, Huntingtonville

Cape Vincent

Mouth Little Salmon creek

Great Sodus bay

Sandy creek, North Hamlin

Long pond, Charlotte

Meek did not find this species in the vicinity of Ithaca. Near Cayuga and Montezuma it is less common than the large-mouthed black bass. Mather reported the species in Racquette, Forked, White, Fourth, Bisby and Sucker lakes, Black and Moose rivers, and in Partlo pond, St Lawrence county, in all of

which it has been introduced. The fish is not uncommon in Lake Champlain; it is abundant in the vicinity of Caledonia N. Y. Eugene Smith records it from the Passaic river. The writer has found it abundant in the Bronx. Mearns mentions it from Long pond, in the Hudson Highlands, where it reaches the weight of 5 or 6 pounds.

This bass does not grow so large as the large mouthed, seldom exceeding 8 pounds in weight and averaging but $2\frac{1}{2}$ pounds. A fish of the latter weight will measure 15 inches in length, while one of 8 pounds will measure 2 feet.

The food of the black bass consists of crawfish, frogs, insects and their larvae, minnows and other aquatic animals of suitable size. The young can be fed on small fresh-water crustaceans, such as *Daphnia* and *Cyclops*. Among the successful baits for this species are stone catfish, hellgramites and crickets.

The black bass prefers rapid water, is extremely active, and frequents clear, pure, swiftly flowing streams, and thrives at greater elevations than those preferred by the large mouthed species. It hibernates in the winter and spawns in the shallows on gravelly bottoms in spring. It follows its prey into shallow water and frequently leaps far out of the water in its efforts to escape from the hook or when frightened by the sudden approach of an enemy. It swims in schools and is often found in the shelter of sunken logs and in the vicinity of large rocks.

The spawning season begins in March and ends in July. The period of incubation lasts from seven to 14 days. The eggs are bound together in bands or ribbons by an adhesive substance. They adhere to stones on which they are deposited. The parent fish build nests and protect the eggs and young. In the Delaware the current is more rapid and the temperature lower than in the Susquehanna; hence the bass spawn earlier in the latter than in the former. The spawning fish have nearly all left their spawning beds in the Susquehanna early in July, but at this time most of the nests in the Delaware are still full of eggs. By some writers it is believed that the female prepares the nest before the male joins her. The males fight for the

possession of the female and are said to help the process of ejecting the eggs by biting or pressing the belly of the female. After the eggs are deposited, the female guards the nest from the attacks of the crawfish and other fishes. The young are consumed by many birds and by frogs and snakes. Yet, notwithstanding the numerous enemies of the black bass, its multiplication has been rapid and enormous.

The small mouthed black bass ceases to take food on the approach of cold weather and remains nearly dormant through the winter, except in artificially heated water. A number of the young of the year, received from James Annin jr of Caledonia N. Y. Oct. 6, 1896, scarcely fed at all in the following winter, but when the spring was advanced they fed eagerly and grew rapidly.

242 *Micropterus salmoides* Lacépède

Large mouthed Black Bass

Labrus salmoides LACÉPÈDE, Hist. Nat. Poiss. IV, 716, 1802, South Carolina.

Huro nigricans CUVIER & VALENCIENNES, Hist. Nat. Poiss. II, 124, pl. 17, 1828, Lake Huron; DE KAY, N. Y. Fauna, Fishes, 15, pl. 69, fig. 224, 1842; GÜNTHER, Cat. Fish. Brit. Mus. I, 255, 1859.

Micropterus pallidus GOODE & BEAN, Bull. Essex Inst. XI, 19, 1879.

Micropterus salmoides JORDAN & GILBERT, Bull. 16, U. S. Nat. Mus. 484, 1883; MEEK, Ann. N. Y. Ac. Sci. IV, 313, 1888; BEAN, Fishes Penna. 118, pl. 32, fig. 66, 1893; Bull. Am. Mus. Nat. Hist. IX, 364, 1897; JORDAN & EVERMANN, Bull. 47, U. S. Nat. Mus. 1012, 1896, pl. CLXIII, fig. 431, 1900; MEARNs, Bull. Am. Mus. Nat. Hist. X, 320, 1898; EUGENE SMITH, Proc. Linn. Soc. N. Y. 1897, 36, 1898; BEAN, 52d Ann. Rept. N. Y. State Mus. 105, 1900.

The large mouthed black bass takes its common name from the size of its jaws; the lower jaw projects very strongly, and the maxilla in the adult extends beyond the hind margin of the eye. The depth of the body is about one third of the total without caudal, and does not equal the length of the head. The eye is shorter than the snout, about one sixth of the length of the head. The pectoral is half as long as the head, much longer than the ventral. The spinous dorsal is very low, its ninth and 10th spines not so long as the eye, its fourth spine longest, about one fourth the length of head. Seven to eight scales above the lateral line, below 16 and in the lateral line about

68. The color is greenish, silvery below. The young have a broad dark lateral band. D. X, 13; A. III, 10-11.

This species may best be distinguished from the small mouthed black bass by the size of its mouth and the number of rows of scales above the lateral line. The young of the small mouthed species, also, never have a dark lateral band.

Common names for this species are, Oswego bass, river bass, green bass, moss bass, bayou bass, trout, jumper, chub and Welshman. Throughout the north it is generally known as bass, in Virginia and North Carolina as chub and in Florida and west to Texas as trout.

The large mouthed bass has a wide distribution, being indigenous to the eastern United States, from Manitoba to Florida and Texas, except New England and the Middle Atlantic states east of the Alleghanies, where it has been extensively introduced. It inhabits the fresh-water ponds, lakes and sluggish streams. It is found also at the mouths of rivers emptying into the Gulf of Mexico, where the water is brackish.

Dr Meek found the large mouthed species scarce near Ithaca and more common near Montezuma and Cayuga. James Annin jr collected the young at Caledonia. The U. S. Fish Commission had it from the following places in the Lake Ontario region:

Lakeview hotel, 7 m. n. e. of Oswego

Marsh creek, Point Breeze

Mouth Salmon river, Selkirk

Mouth Little Salmon creek

Stony Island

Four Mile creek, Nine Mile point, near Webster

Creek at Pultneyville

Chaumont river

Great Sodus bay

Three Mile creek, Oswego

Long pond, Charlotte

Dr Mearns first observed the species in the Hudson in the autumn of 1882, where the fish were caught in fyke nets during October and November. Eugene Smith records it from all lakes and rivers adjacent to New York city.

Young individuals, from $1\frac{1}{2}$ to 2 inches long, were seined in Bronx river in August 1897.

The average weight of the large mouthed bass in southern waters is less than 5 pounds, and still less in northern waters. In Florida it attains a large size, as much as 3 feet in length, and a weight of 25 pounds. Its growth and size depend on the waters where it is found, and the natural food supply of small fish, crawfish and frogs.

It is a very active fish; its movements are affected by seasonal changes and the search for food and places for spawning. In polluted streams the bass are often compelled by the impurities to seek new haunts in pure water. The young bass feed on animal food at an early age. The large mouthed bass is said to be more cannibalistic than the small mouthed. Small fishes (minnows) of all kinds, crawfish, frogs, insects and their larvae, and aquatic animals of all kinds, suitable in size, make up the diet of this fish. It feeds both at the surface and on the bottom, pursuing its prey with great activity. When surrounded by seines or caught on hooks this species will often leap 5 or 6 feet out of the water, and its habit of jumping over the cork lines of seines has given it the name of "jumper."

In cold weather the bass seeks deep places, often hibernating under rocks, sunken logs and in the mud. Favorite localities are under overhanging and brush-covered banks, in the summer, and among aquatic plants, where the fish lies in wait for its prey.

The spawning season of the large mouthed bass is about the same as that of the small mouthed species, beginning in April and lasting till July. Its eggs are adhesive, sticking to stones during the incubation period, which lasts from one to two weeks according to the temperature of the water. The young bass remain in the nest a week or 10 days, and at the age of two weeks will measure about $\frac{3}{4}$ of an inch in length. In suitable waters it is estimated that the large mouthed bass will weigh at the age of three years from 2 pounds to 4 pounds.

The Oswego bass is even more destructive to fish than *M. dolomieu*. It will eat any fish which it can manage to get

into its mouth and will lie on the bottom for days so gorged that it can not stir. In voracity it is only equaled, but hardly excelled by the pike. This bass bears captivity well. (After Eugene Smith¹)

The young above referred to as coming from Caledonia N. Y. hibernated and took scarcely any food during the winter, but fed ravenously in spring, summer, and fall. They proved very hardy in captivity.

Family PERCIDAE

Perches

Genus **STIZOSTEDION** Rafinesque

Body elongate, fusiform, the back broad; head subconical, long; cheeks, opercles, and top of head more or less scaly; mouth large, the jaws about equal; premaxillaries protractile, little movable; teeth in villiform bands, the jaws and palatines with long, sharp canines; gill rakers slender, strong; gill membranes separate; preopercle serrated, the serrae below turned forward; opercle with one or more spines, terminations of radiating striae; dorsal fins well separated, the first with 12 to 15 spines, the second with 17 to 21 soft rays, last dorsal spine not erectile, bound down by membranes; anal spines two, slender, closely appressed to the soft rays, which are rather long, 11 to 14 in number; ventral fins well separated, the space between them equal to their base, ventral spine slender, closely appressed to the soft rays; scales small, strongly ctenoid; lateral line continuous; branchiostegals seven; pseudobranchiae well developed; pyloric caeca three to seven. Two species, differing considerably from each other. Large carnivorous fishes of the fresh waters of North America.

Subgenus **STIZOSTEDION**

243 *Stizostedion vitreum* (Mitchill)

Pike Perch; Pike; Wall-eyed Pike

Perca vitrea MITCHILL, Am. Month. Mag. II, 247, Feb. 1818, Cayuga Lake, N. Y.

Lucioperca americana CUVIER & VALENCIENNES, Hist. Nat. Poiss. II, 122, 1828, New York; DE KAY, N. Y. Fauna, Fishes, 17, pl. 50, fig. 163, 1842; GÜNTHER, Cat. Fish. Brit. Mus. I, 74, 1859.

¹Linn. Soc. N. Y. Proc. 1897. no. 9, p. 36.

Stizostedion vitreum JORDAN & GILBERT, Bull. 16, U. S. Nat. Mus. 525, 1883.
Lucioperca vitrea EUGENE SMITH, Proc. Linn. Soc. N. Y. 1897, 38, 1898.

Stizostedion vitreum MEEK, Ann. N. Y. Ac. Sci. IV, 314, 1888; BEAN, Fishes Penna. 127, color pl. 13, 1893; EVERMANN and KENDALL, Rept. U.S.F.C. for 1894, 601, 1896; JORDAN & EVERMANN, Bull. 47, U. S. Nat. Mus. 1021, 1896, pl. CLXIV, fig. 433, 1900; BEAN, Bull. Am. Mus. Nat. Hist. IX, 364, 1897.

The pike perch belongs to the genus *Stizostedion*, which has been distinguished from the saugers by the structure of its pyloric caeca, which are three in number, nearly equal in size, and about as long as the stomach, and also by the presence of 21 soft rays in the second dorsal, while the saugers have 18. It may be remarked that all of these characters are more or less variable. The *S. vitreum* has the body long and moderately deep, its depth varying with age and equaling from one sixth to one fourth of the total length without caudal; the length of the head is contained in the same standard four and two thirds times; the eye is moderate, about two thirds as long as the snout and a little more than one sixth of the length of the head; the lower jaw projects slightly; the maxilla reaches to beyond the pupil; the cheeks and opercles are more scaly than in the saugers; the soft dorsal is nearly as long as the spinous; length of longest dorsal spine about half the length of head. D. XIII, I, 21; A. II, 12 to 13. About 90 scales in lateral line, 10 above and 19 below. The pectoral reaches to below the 10th spine of the dorsal; it is as long as the ventral and one half the length of head; the vent is under the fifth ray of the second dorsal.

Color olivaceous, mingled with brassy; sides of the head vermicated; the dorsals, caudal and pectoral with bands; those of the dorsals and caudal not continuous; sides with about seven oblique dark bands, differing in direction; a jet black blotch on the membrane behind the last spine of the dorsal.

The pike perch has received a great many common names. One of the most unsuitable is "Susquehanna salmon," which is used in Pennsylvania. In the eastern states the species is styled the perch pike or the pike perch, glasseye and wall-eyed pike. In the Great lakes region it is known as blue pike, yellow pike, green pike and grass pike. In the Ohio valley and western North Caro-

lina it is the jack; in Lake Erie and Canada, the pickerel; in some parts of the Ohio valley, the white salmon or jack salmon. The Cree Indians call it the *okow* and the French Canadians *doré* or *picarel*. Among the fur traders of British America it is called the hornfish.

The pike perch or wall-eyed pike inhabits the Great lakes region and extends northward into British America, where it has been recorded as far as 58° north by Dr Richardson. It ranges south in the Mississippi valley to Arkansas, and in Atlantic streams to Georgia. According to Dr Meek the species is found in Cayuga lake, but is not common. In Lake Champlain it is one of the principal game fishes. James Annin jr of Caledonia obtained specimens in the Canandaigua lake region. It has been introduced into numerous lakes by the Fisheries, Game and Forest Commission of New York. The U. S. Fish Commission secured examples in the Oswego river at Oswego and at Point Breeze in August 1894.

This species is said to reach a weight of 50 pounds, but the average weight of the market specimens is less than 5 pounds. In the Susquehanna it occasionally reaches 10 pounds or upward in weight. The pike perch feeds on the bottom on other fishes, and has been charged even with destroying its own young. It prefers clear and rapid waters, and lurks under submerged logs and rocks, from which it can readily dart on its prey. Spawning takes place in April and May, and in Pennsylvania continues till June. Favorite spawning localities are on sandy bars in shallow water. The period of hatching varies from about 14 to 30 days, depending on the temperature of the water. The eggs vary from about 17 to 25 to the inch, and a single female has been estimated to contain from 200,000 to 300,000. In a state of nature only a small percentage of the eggs are hatched out; the greater proportion are driven on the lake shores by storms or devoured by fishes on the spawning beds. The number of pike perch annually hatched by artificial methods is enormous. This advance is due to improvements in the treatment of adhesive eggs. Formerly these were hatched by placing them on glass plates, to

which they readily adhere. Recently it has been found that the sticky substance can be washed off the eggs, after which they are placed in jars and hatched like eggs of the shad and whitefish.

"Dexter," in *Forest and Stream*, Aug. 14, 1890, makes the following statement about the habits of this species in the lakes.

These fish run up the rivers before or as soon as the ice is out, and after spawning lie off the river's mouth feeding on and off the sand flats, as the spring rains bring down plenty of worms, and probably other matter which they feed on. As soon as the water gets warm, they sag off and work along the shores in 10 to 30 feet of water, preferring cobbly bottom; from here they go into very deep water, coming on the reefs to feed, and when the wind blows very hard, or for a day or so after a big blow, you will find them right on top of a reef. I think the wind changes the water over the reefs, making a new current and cooler water, so they come up to feed. They are a bottom fish, and to fish for them successfully one must go to the bottom for them. They are nearly as particular as salmon trout about the water they inhabit and consequently rank very high as a food fish, being white, solid and extremely free from bones.

The colors of the pike perch change remarkably with age. The young have oblique dark bands much like those of the kingfish of our east coast, and bear little resemblance in the pattern of coloration to the parent. The eye of the living fish is like a glowing emerald. The rate of growth must be rapid. In July 1888 we took examples from 4 to 6 inches long, some of which seemed to be the young of the year.

This is one of the finest food and game fishes of the United States. Its flesh is firm and white, flaky and well flavored. Commercially the species ranks high in the Great lakes region, being next in importance to the whitefish. In angling for the pike perch live minnows are used in preference to all other baits, particularly such as are more or less transparent and with silvery sides, as the fallfish or dace, the corporal roach, the redfin and the gudgeon. On some parts of the Susquehanna, between Columbia and Harrisburg, the favorite mode of capture is by trolling with the spoon with the same kind of tackle as is used for the black bass.

James Annin jr of Caledonia sent two individuals Ap. 23, 1896, for identification. They furnished the following notes and measurements in inches.

	♀	♂
Length, including caudal.....	18¾	18
Length to end of middle caudal rays..	18	17⅞
Depth of body.....	3½	3½
Least depth of caudal peduncle.....	1½	1¼
Length of head.....	4¾	4⅞
Length of snout.....	1¼	1⅞
Diameter of eye.....	⅓	⅓
Length of maxilla.....	2	1⅞
Length of mandible.....	2¾	2½
Dorsal	XIV, I, 21	XIV, I, 20
Anal	III, 11	III, 11
Scales	92	93

The pyloric caeca are long and loaded with fat. The male is brassy; the female gray and whitish.

In November of 1896 and 1897 Mr Annin shipped adult individuals from Canandaigua lake by express without an attendant, and there was scarcely any loss of fish in transportation, though the journey lasts 12 hours.

The blue pike of Lake Erie, or white salmon of the Ohio river, was formerly distinguished by name from the common pike perch, but is now considered unworthy of a separate name. This is a very small variety seldom exceeding 15 inches in length and a weight of 2 pounds. The dorsal has 14 spines and 20 rays. The spines are rather lower than in the pike perch, the coloration similar, but the adult is bluish or greenish and has no brassy mottling. The fins are darker, and there is a trace of a band along the dorsal, besides the black blotch on the hind portion.

Jordan & Evermann say of this variety: "The name *salmoneum* has been applied to the so called 'blue pike' originally described from the Ohio river, but more common in the Great lakes, particularly Ontario and Erie. It is smaller and deeper in body than the ordinary *vitreum* and different in color, but it is not likely that any permanent distinctions exist, this species, as usual among fresh-water fishes, varying largely with the environment and with age."

Subgenus *CYNOPERCA* Gill & Jordan244 *Stizostedion canadense* (Smith)*Sauger; Sand Pike*

Lucioperca canadensis C. H. SMITH, in Griffith's Cuv. Règne Anim. X, 275, pl. 7, 1834; DE KAY, N. Y. Fauna, Fishes, 19, pl. 68, fig. 221, 1842 (extralimital); GÜNTHER, Cat. Fish. Brit. Mus. I, 75, 1859.

Stizostedium canadense JORDAN & GILBERT, Bull. 16, U. S. Nat. Mus. 526, 1883.

Stizostedion canadense MEEK, Ann. N. Y. Ac. Sci. IV, 314, 1888; BEAN, Fishes Penna. 130, pl. 34, fig. 70. 1893; EVERMANN & KENDALL, Rept. U. S. F. C. for 1894, 601. 1896; JORDAN & EVERMANN, Bull. 47, U. S. Nat. Mus. 1022, 1896, pl. CLXIV, fig. 434, 1900.

Body slender, not much compressed, roundish; its depth contained four and one half to five times in the total without caudal. The head is pointed, about two sevenths of standard length and contains the eye five to five and one half times. The mouth is smaller than in the pike perch; the maxilla reaches to the hind margin of the eye. D. XII to XIII, I, 17 to 18; A. II, 12. Scales 92 to 98; 4 to 7 pyloric caeca, unequal in size and all of them shorter than the stomach.

Color olivaceous above; sides brassy or pale orange, mottled with black in the form of irregular dark blotches, which are best defined under the soft dorsal. The spinous dorsal has several rows of round black spots on the membrane between the spines; no black blotch on the hind part of the spinous dorsal. Pectorals with a large dark blotch at base; soft dorsal with several rows of dark spots irregularly placed; caudal yellowish with dark spots forming interrupted bars.

The sauger is known also as sand pike, gray pike and green pike, pickering, pickerel and horsefish. It is found in the St Lawrence river and Great lakes region, the upper Mississippi and Missouri rivers and in the Ohio, where it is said to have been introduced from the lakes through canals. This is a small fish, seldom exceeding 18 inches in length, and embraces several varieties. It is very common in the Great lakes and is abundant in the Ohio river. It is doubtful whether it is native to Ohio or introduced. It is also found rarely in Cayuga lake. Rev. Zadock Thompson, in his *History of Vermont*, says it is much

less common in Lake Champlain than the pike perch, but is frequently taken in company with it. It usually swims very near the bottom of the water, and hence it has received the name of ground pike (pike perch). As an article of food this species is locally held in the same high esteem as the common pike perch.

John W. Titcomb of St Johnsbury Vt. informed Evermann and Kendall that the sauger, or rock pike, as it is locally called, is caught in seines while fishing for the pike perch. It does not grow as large as the latter, and is not much valued as a food fish. The authors mentioned received two examples of the fish from A. L. Collins of Swanton Vt., one of them a nearly ripe female $14\frac{1}{2}$ inches long, weighing three fourths of a pound, the other an unripe male 15 inches long, weighing three fourths of a pound. These specimens were believed to indicate that the sauger spawns earlier than the pike perch. The stomach of the male contained a three inch minnow, too badly digested for identification, and a number of small insects.

It is very extensively used for food, but is not generally considered equal to the pike perch.

245 *Stizostedion canadense griseum* (DeKay)

Gray Pike; Sauger; Sand Pike

Lucioperca grisea DE KAY, N. Y. Fauna, Fishes, 19, 1842, Great Lakes; streams and inland lakes of western New York; GÜNTHER, Cat. Fish. Brit. Mus. I, 76, 1859.

Lucioperca pepinus ESTES, in HALLOCK'S Sportman's Gazetteer, 322, 1877, Lake Pepin.

Stizostedium canadense var. *griseum* JORDAN & GILBERT, Bull. 16, U. S. Nat. Mus. 526, 1883.

Stizostedion canadense griseum JORDAN & EVERMANN, Bull. 47, U. S. Nat. Mus. 1022, 1896.

This is the common sand pike or sauger of the Great lakes region and southwestward. It differs from the typical *c a n a d e n s e* chiefly in the smoother opercles and head bones, the fewer opercular spines, and the less complete scaling of the head. The two need fuller comparison and may prove to be distinct species, but this is unlikely. Length 10 to 18 inches.

Genus **PERCA** (Artedi) Linnaeus

Body oblong, somewhat compressed, the back elevated; cheeks scaly; opercles mostly naked; the operculum armed with a single spine; preopercle and shoulder girdle serrated; preopercle with retrorse, hooked serrations below; mouth moderate, terminal; premaxillaries protractile; teeth in villiform bands on jaws, vomer, and palatines, no canine teeth; branchiostegals seven; gill membranes separate; pseudobranchiae small, but perfect; no anal papilla; scales rather small, strongly ctenoid, lateral line complete, the tubes straight and not extending to the extremity of the scale; dorsal fins entirely separate, the first of 12 to 16 spines; anal fin with two slender spines, well separated from the soft rays; ventral spines well developed, the ventral fins near together; caudal emarginate; air bladder present; pyloric caeca three; vertebrae very numerous, 21+20 or 21=41 or 42. Fresh waters of northern regions; three closely related species now known, *Perca fluviatilis* in Europe, *P. schrenckii* in Asia, and *P. flavescens* in North America.

246 *Perca flavescens* (Mitchill)*Yellow Perch; Ring Perch*

Morone flavescens MITCHILL, Report in Part, 18, 1814.

Bodianus flavescens MITCHILL, Trans. Lit. & Phil. Soc. N. Y. I, 421, 1815.

Perca serrato-granulata CUVIER & VALENCIENNES, Hist. Nat. Poiss. II, 47, 1828, New York; DE KAY, N. Y. Fauna, Fishes, 5, pl. 22, fig. 64, 1842.

Perca granulata CUVIER & VALENCIENNES, op. cit. II, 48, pl. IX, 1828, New York; DE KAY, op. cit. 5, pl. 68, fig. 220, 1842.

Perca acuta CUVIER & VALENCIENNES, op. cit. II, 49, pl. X, 1828; DE KAY, op. cit. 6, pl. 68, fig. 222, 1842.

Perca gracilis CUVIER & VALENCIENNES, op. cit. II, 50, 1828, Skaneateles Lake, N. Y.; DE KAY, op. cit. 6, 1842; GÜNTHER, Cat. Fish. Brit. Mus. I, 60, 1859.

Perca americana JORDAN & GILBERT, Bull. 16, U. S. Nat. Mus. 524, 1883.

Perca flavescens CUVIER & VALENCIENNES, op. cit. II, 46, 1828; DE KAY, op. cit. 3, pl. 1, fig. 1, 1842; GÜNTHER, op. cit. 1, 59, 1859; STORER, Hist. Fish. Mass. 4, pl. II, fig. 1, 1867; MEEK, Ann. N. Y. Ac. Sci. IV, 314, 1888; BEAN, Fishes Penna. 126, color pl. 12, 1893; EVERMANN & KENDALL, Rept. U. S. F. C. for 1894, 602, 1896; JORDAN & EVERMANN, Bull. 47, U. S. Nat. Mus. 1023, 1896, pl. CLXV, fig. 435, 1900; BEAN, Bull. Am. Mus. Nat. Hist. IX, 365, 1897; MEARNS, Bull. Am. Mus. Nat. Hist. X, 320, 1898; EUGENE SMITH, Proc. Linn. Soc. N. Y. 1897, 37, 1898.

The yellow perch has a fusiform and moderately elongate body, its greatest height at the ventral origin two sevenths of the total length without the caudal and nearly equal to the length of the head. The least depth of the caudal peduncle equals one third of length of head. The greatest width of the body equals one half its greatest height. The head is moderately long, its length contained three and one fourth times in the standard, with pointed snout, one and one third times as long as the eye. The interorbital region is flat, its width one and one half times the diameter of the eye. The mouth is rather large, the jaws equal, and the maxilla reaching to below middle of pupil. The preopercle is coarsely dentate on its hind margin, the teeth on the superior border directed partly upward and partly backward, those on the lower limb pointing downward and some of them forward. The scapula and humerus are finely serrate. Scales on the cheeks in about 13 rows from before backward; a single row or two imperfect rows of scales on the subopercle; four short rows of scales on the upper anterior part of the opercle. Gill rakers 6+14, the longest one half as long as the eye. The spinous dorsal begins over the base of the pectoral; the first spine is one third as long as the head to the end of the opercular spine; the fourth and longest spine is as long as the eye and snout combined; the last spine is minute and concealed in the dorsal furrow. The soft dorsal in the specimen described is preceded by two spines, the first two thirds as long as the eye and one half as long as the second; the longest ray is as long as the longest spine, and twice as long as the last ray. The ventral origin is under the fourth spine of the dorsal; the fin equals one fifth of the total length without the caudal. The anal origin is under the fourth or fifth soft dorsal ray; the first anal spine one third as long as the head and nearly as long as the second; the last anal ray less than one half as long as the longest, which is one half as long as the head. The caudal is notched, the middle rays contained one and one third times in the length of the outer rays. The pectoral is as long as the ventral. D. XV, II, 13; A. II, 8;

V. I, 5; P. 15. Scales 7-57-13. The lateral line curves upward in a long curve following the dorsal outline till below the end of the soft dorsal, where it becomes straight and median. Color olivaceous varying into greenish or bluish, the sides yellow, with about six to eight dark bands, the widest wider than the eye is long. The upper fins are olivaceous, the lower orange and rosy. The specimen described, no. 22862, U. S. National Museum, Washington D. C., is 9 inches long.

The yellow perch, ringed perch or striped perch is found throughout the Great lakes region, rivers and ponds of New England and northwestward, and in streams east of the Alleghanies south to Georgia. It does not occur in the Ohio valley or southwest, though, after the construction of the Ohio canal, Kirtland recorded it from the Ohio river. In 1790 Dr Mitchill transferred some of them from Ronkonkoma to Success pond, a distance of 40 miles, where they soon multiplied. In 1825 yellow perch were transported from Skaneateles to Otisco lake and Onondaga lake; in the latter they increased remarkably. In Otsego lake DeKay caught some weighing nearly three pounds. Meek states that the species is common throughout the Cayuga lake basin. Evermann and Bean took it in the St Lawrence river, 3 miles below Ogdensburg; also in Scioto creek, Coopersville N. Y., July 19, 1894, young specimens $1\frac{1}{2}$ to $1\frac{3}{4}$ inches long. In the Lake Ontario region the U. S. Fish Commission collectors obtained it at the localities in this state here mentioned.

Mouth of Salmon river

Mouth of Little Salmon creek

Black creek, tributary of Oswego river, Scriba Corners

Sandy creek, Hamlin

Grenadier island

Stony island

Chaumont river

Outlet of Long pond, Charlotte

Little Stony brook, Henderson bay

Cape Vincent

Creek at Pultneyville

Great Sodus bay

Four Mile creek, 1 mile above mouth

Lakeview hotel, 7 m. n. e. of Oswego

Three Mile creek, near Oswego

Long pond, Charlotte

Salt brook, $1\frac{1}{2}$ miles above Nine Mile point.

The yellow perch is one of the most abundant fishes of Lake Champlain and in the mouths of rivers falling into that lake.

The fish abounds in the parks of New York and Brooklyn. In the Hudson Highlands Dr Mearns reported it as abundant in the Hudson as well as in all of the larger mountain lakes and ponds. It habitually frequents Poplopen's creek from its source to its mouth. In the Hudson, he was informed, it is unusual to take specimens weighing more than 1 pound; but in Poplopen's pond he has taken a number that weighed about 2 pounds each. In the same pond Jerome Denna caught two which weighed $2\frac{1}{2}$ to 3 pounds each; and a fisherman named Samuel Runnels assured Dr Mearns that he had taken a yellow perch there which weighed $4\frac{1}{4}$ pounds. The fish continue to feed in that region throughout the winter. Eugene Smith obtained the fish in Greenwood lake, Orange co., and in Hackensack streams, in Rockland county.

The species reaches a length of 1 foot and weight of two pounds. It is one of the best known of our food fishes and has excellent game qualities. Its flesh, however, is rather soft and coarse and is far inferior to that of the black bass and other members of the sunfish family. It is a voracious feeder, its food consisting of small fishes, crustaceans and other animal matter.

The yellow perch spawns early in the spring. The eggs are adhesive and inclosed in thin translucent strips of adhesive mucus. The spawning of this species was described by William P. Seal in *Forest and Stream* of Ap. 17, 1890. The spawning season extends from December to April. Mr Seal describes the egg mass as having the shape of a long tube, closed at the ends

and arranged in folds like the bellows of an accordion. When folded the mass was about 8 to 12 inches long, but was capable of being drawn out to a length of 3 or 4 feet. Spawning in the aquarium took place at night and was observed by William Maynard, who describes it as follows. "The female remained quiet in one spot on the bottom of one of the hatching aquaria tanks, one or more of the males hovering over and about her with pectoral fins vibrating with intense activity. The males would at times lie close alongside of her and at other times endeavor to force themselves under her with the evident intention of assisting in the extrusion of the eggs." Mr Seal remarks that "the roe when taken from the dead fish not yet ripe is in a single compact mass, covered by a thin membrane; but in spawning the mass separates, one side being spawned before the other." This was noticed in a specimen which had spawned one side and appeared to be unable to get rid of the other. It was stripped from her and artificially fertilized successfully. Mr Seal believes that the yellow perch spawns at the age of one year.

The yellow perch thrives moderately in captivity, though susceptible to attacks of fungus, which are easily overcome by the use of brackish water. Its food in captivity consists chiefly of chopped hard clams; sometimes live killifish are used.

Genus *PERCINA* Haldeman

Body elongate, slightly compressed, covered with small, ctenoid scales; lateral line continuous; ventral line with enlarged plates which fall off, leaving a naked strip; head depressed, rather pointed, the mouth being small and inferior, overlapped by a tapering, subtruncate, piglike snout; upper jaw not protractile, maxillary small, exposed; teeth on vomer and palatines, gill membranes scarcely connected; dorsal fins well separated, the first the larger, of 13 to 15 spines, the second dorsal rather longer than the anal, which has two spines, the first of which is usually the shorter; pectorals symmetric, rounded or bluntly pointed, their rays 14 or 15, their spines moderate; ventral fins well separated, the interspace about

equal to their base; air bladder and pseudobranchiae present, rudimentary; vertebrae (*P. caprodes*) 23+21=44. General pattern of coloration olivaceous, with dark vertical bands alternately long and short. Size largest of the darters, approaching that of *Aspro*, a genus to which it is more nearly related than the other darters are.

247 *Percina caprodes* (Rafinesque)

Log Perch; Hogmolly

Sciaena caprodes RAFINESQUE, Am. Month. Mag. 534, 1818, *vide* JORDAN & EVERMANN.

Etheostoma caprodes RAFINESQUE, Ichth. Ohien, 38, 1820; STORER, Syn. Fish. N. A. 18, 1846; BEAN, Fishes Penna. 122, pl. 33, fig. 68, 1893.

Pileoma semifasciatum DE KAY, N. Y. Fauna, Fishes, 16, pl. 50, fig. 162, 1842; GÜNTHER, Cat. Fish. Brit. Mus. I, 76, 1859.

Percina caprodes JORDAN & GILBERT, Bull. 16, U. S. Nat. Mus. 499, 1883; EVERMANN & KENDALL, Rept. U. S. F. C. for 1894, 602, 1896; JORDAN & EVERMANN, Bull. 47, U. S. Nat. Mus. 1026, 1896, pl. CLXV, fig. 436, 436a, 1900.

Body long, moderately compressed; head long, with pointed snout; mouth small, the lower jaw not reaching near to tip of snout, and the maxilla not extending to the front of the eye. The head forms one fourth of the total length without the caudal, and the depth equals about one sixth. Scales on cheeks and gill covers, also on the space before the first dorsal; breast scaleless. A row of enlarged plates on the belly, which are sometimes deciduous. Fins moderately low and rather long. D. XV, 15; A. II, 9. Lateral line with 92 scales. Color greenish yellow; sides with about 15 dark cross bands, extending from back to belly; alternating with these above the lateral line are fainter bars. Fins barred. A black spot at the base of the caudal.

The log perch, hogfish, hogmolly, rockfish or crawl-a-bottom is found in the Great lakes region, Quebec and the eastern states south to Virginia, also in the Mississippi valley south to Alabama and Texas. De Kay obtained it at Westport on Lake Champlain, where it appeared to be very abundant, as well as in many streams in that vicinity. Its local name there he gives as little pickerel or pickerel, which it shared in common with

many other species. Evermann and Kendall had it from Rouse Point and Plattsburg, on the west shore of Lake Champlain.

This is the largest of the darters, reaching a length of 8 inches, and in many respects resembles the perches. It takes the hook very readily. The log perch is found in rapid streams with gravelly or rocky bottom and prefers clear waters.

248 *Percina caprodes zebra* (Agassiz)

Manitou Darter

Pileoma zebra AGASSIZ, Lake Superior, 308, pl. IV, fig. 4, 1850.

Percina manitou JORDAN, Proc. Ac. Nat. Sci. Phila. 53, 1877.

Percina caprodes var. *manitou* JORDAN and GILBERT, Bull. 16, U. S. Nat. Mus. 500, 1883.

Percina caprodes zebra JORDAN and EVERMANN, Bull. 47, U. S. Nat. Mus. 1027, 1896.

Head four and one fourth; depth seven; nape always naked; lateral black bars short, shorter than in *caprodes*, not extending much above lateral line, these also more or less confluent, about 20 in number; a black caudal spot; dorsal and caudal mottled. D. XV-14; A. II, 10. Scales 90.

Lakes of northern Indiana, Michigan, Wisconsin and northward to Lake Superior; the common form in the Great lakes. The typical *zebra* is well distinguished from *caprodes*, but specimens variously intermediate have been obtained in Illinois by Dr Forbes, and in the Potomac by Dr Bean. (After Jordan and Evermann)

Evermann and Bean obtained the Manitou darter in the Racket river, at Norfolk N. Y. and in the St Lawrence 3 miles below Ogdensburg; also in Scioto creek, at Coopersville N. Y. Collectors for the U. S. Fish Commission secured specimens at the following places in 1893:

Nine Mile point, Lake Ontario	June 11
Grenadier island	June 27
Horse island, Sackett's Harbor	June 30
Mouth Salmon river, Selkirk	July 25
Mouth Little Salmon creek	July 25
Marsh creek, Point Breeze	Aug. 2

Genus **HADROPTERUS** Agassiz

Body rather elongate, compressed or not; mouth rather wide, terminal, the lower jaw included, the snout above not protruding beyond the premaxillaries, which are not protractile; teeth on vomer and usually on palatines also; gill membranes separate or more or less connected; scales small, ctenoid, covering the body; belly with a median series of more or less enlarged spinous plates or ctenoid scales, which in most species fall off at intervals, leaving a naked strip, in some species persistent and but slightly enlarged; sides of head scaly or not; lateral line complete or nearly so; fins large, the soft dorsal smaller than the spinous or the anal; anal spines two (one of them very rarely obsolete); dorsal spines 10 to 15; ventral fins more or less widely separated, specially in species with caducous plates. Vertebrae 39 to 44; *H. aspro*, $19+23=42$; *H. evides*, $18+22=40$; *H. scierus*, $18+22=40$; *H. phoxocephalus*, $19+20=39$. Parietal region more or less depressed, not strongly convex in cross-section; supra-occipital crest usually present, but small. Pyloric caeca two to four. Coloration bright, often brilliant, sides usually with dark blotches.

Subgenus **ALVORDIUS** Girard249 **Hadropterus aspro** (Cope & Jordan)*Black-sided Darter*

Alvordius aspro COPE & JORDAN, Proc. Ac. Nat. Sci. Phila. 51, 1877, substitute for *Etheostoma blennioides* of KIRTLAND and AGASSIZ; JORDAN & GILBERT, Bull. 16, U. S. Nat. Mus. 501, 1883.

Etheostoma aspro BEAN, Fishes Penna. 123, 1893.

Hadropterus aspro JORDAN & EVERMANN, Bull. 47, U. S. Nat. Mus. 1032, 1896, pl. CLXVI, fig. 438, 1900.

Body slender, fusiform, elongate, its greatest depth one sixth of length without caudal; least depth of caudal peduncle nearly one third of length of head; head rather long and pointed, one fourth of total length without caudal; the maxilla extends slightly past front of eye; the mandible is included; the eye large, equal to length of snout and to one fourth the length of head; gill membranes slightly connected; postorbital part of head a little longer than the remainder; the nape scaly or naked; cheeks

with very small scales, sometimes hardly visible; large scales on opercles; dorsal origin at a distance from eye equal to length of pectoral, base of spinous dorsal nearly equal to one third of total length without caudal, fourth to seventh spines longest, equal to snout and eye combined, last spine two thirds as long as the first and equal to snout; base of second dorsal one half as long as first, the longest ray twice as long as last ray and equal to postorbital part of head; the caudal peduncle rather long and slender, from end of second dorsal to end of scales being nearly equal to the head; caudal fin slightly emarginate, the middle rays three fourths as long as the external, and one third of length of head; the anal origin at a distance from tip of snout equaling twice the length of spinous dorsal base, the anal base equal to postorbital length of head, the two spines nearly equal, about one third as long as the head, the longest ray (fifth) equal to one half the length of spinous dorsal base; the ventral not far behind the base of the pectoral, its length about one half the distance from its origin to origin of anal; pectoral one fifth of total length to end of middle caudal rays; lateral line straight, extending from eye to base of caudal fin; breast naked; a series of enlarged caducous scales on median line of belly. D. XII to XV, 11 to 13; A. II, 8 to 10; V. I, 5; P. 14. Scales 9-65 to 80-17; vertebrae 19+23=42; pyloric caeca three.

The sides are straw colored or greenish yellow, with dark tessellations and marblings above and with about seven large dark blotches, which are partly confluent; the fins are barred, and there is a small spot at the base of the caudal.

The black-sided darter, or blenny darter, is found in the Great lakes region westward to Manitoba and southward to Missouri, Indiana, Kentucky and Arkansas, being specially abundant in the Ohio valley. The U. S. Fish Commission had it from Marsh creek, Point Breeze. It prefers clear streams with gravelly bottoms and is more active in its habits than most of the other darters, not concealing itself so closely under stones. It grows to the length of 4 inches. As an aquarium fish it is unsurpassed by any of its kindred, and its sudden and remarkable changes

of brilliant colors during the breeding season render it unusually attractive.

Genus **COTTOGASTER** Putnam

Body rather robust, little compressed; head moderate, bluntish; mouth moderate or small; the lower jaw included; premaxillaries protractile or occasionally (in *shumardi*) joined by a narrow frenum to the frontal region; maxillary not adherent to the preorbital; teeth on vomer; gill membranes nearly separate; scales ctenoid; the middle line of the belly anteriorly naked or with caducous scales; lateral line continuous; dorsal fins large, the second usually smaller than the first and smaller than the anal; anal spines two, the first the longer; pyloric; caeca three; vertebrae 18+20=38 (*copelandi*); skull short, the frontal region not very narrow, parietals little convex transversely, sutures distinct; no supra-occipital crest. Coloration not brilliant. Size moderate.

250 *Cottogaster copelandi* (Jordan)

Copeland's Darter

Boleosoma tessellatum THOMPSON, Appendix Hist. Vermont, 5, 1853, not of DE KAY, N. Y. Fauna, Fishes, 20, 1842.

Rheocrypta copelandi JORDAN, Bull. 10, U. S. Nat. Mus. 9, 1877.

Cottogaster putnami JORDAN & GILBERT, Bull. 16, U. S. Nat. Mus. 498, 1883.

Cottogaster copelandi JORDAN & EVERMANN, Bull. 47, U. S. Nat. Mus. 1045, 1896.

Body rather slender and elongate, the depth being contained from five and one half to six and one half times in the length; head rather large and long, somewhat narrowed, resembling that of *Boleosoma*. Its length is contained from three and three fourths to four and one fourth times in the length of the body. Mouth small, horizontal, subinferior; cheeks naked; opercles and neck each with few scales; throat naked; ventral plates well developed; scales moderate, strongly ctenoid; pectoral as long as head. D. X to XII-10 to 12; A. II, 8 or 9. Scales 6-44 to 56-8.

Color brownish olive; a series of rather small, horizontally oblong, black blotches along the lateral line, forming an interrupted lateral band; back tessellated; blackish streaks forward

and downward from eye; ventral fins dusky in the male; vertical fins with dusky specks; a small inklike speck at base of caudal persistent in most specimens; a black spot on anterior rays of spinous dorsal.

Length $2\frac{1}{2}$ to 3 inches. Great lakes region, from Lake Champlain to Lake Huron; represented in New York waters by the subspecies *C. putnami*.

251 *Cottogaster cheneyi* Evermann & Kendall

Cottogaster cheneyi EVERMANN & KENDALL, Bull. U. S. F. C. 1897, 129, pl. 8, fig. 8, 1898, Racket River near Norfolk, N. Y.; JORDAN & EVERMANN, Bull. 47, U. S. Nat. Mus. III, 2851, 1898.

Head four; depth six; eye four in head; snout four; maxillary three and one half; interorbital width five and one half. D. XI-12; A. II, 8. Scales 7-56-6. Body rather stout, heavy forward, compressed behind; head heavy; mouth moderate, slightly oblique, lower jaw included, maxillary reaching front of pupil; premaxillaries protractile; cheeks, opercles, breast, and nape entirely naked; scales of body large and strongly ctenoid; lateral line complete, straight; median line of belly naked anteriorly, with ordinary scales posteriorly; fins large; dorsals separated by a space equal to half diameter of eye, origin of spinous dorsal a little nearer origin of soft dorsal than tip of snout, its base about equal to length of head, longest dorsal spine two and one half in head, the outline of the fin gently and regularly rounded; soft dorsal higher than spinous portion, the second to 10th rays about equal in length, scarcely twice in head, the first, 11th, and 12th rays but slightly shorter than the others; anal moderate, its origin under base of third dorsal ray, the spines slender, the second a little longer than the first, whose length is three and three fourths in head, longest anal rays about two and one fifth in head; caudal lunate, the lobes more produced and pointed than usual among darters; pectorals long and pointed, the middle rays longest, about one and one sixth in head, reaching tips of ventrals; ventrals well separated, not nearly reaching vent, the longest rays one and one fourth in head. Color in alcohol, back dark brownish, covered with

irregular spots and blotches of darker; side with about eight or nine large dark spots lying on the lateral line; belly pale; top of head dark; snout black; lower jaw and throat dark; a broad black line downward from eye to throat; cheek and opercles rusty; spinous dorsal crossed by a median dark line; ventrals blue black; other fins pale, but dusted with rusty specks.

An examination of the 14 cotypes shows some variation in the species. In two examples there is a well developed frenum, rendering the premaxillaries nonprotractile, and in a third specimen the frenum is partially developed; in some individuals the origin of the spinous dorsal is exactly midway between the tip of snout and origin of soft dorsal. The females and immature males are less highly colored than the adult male described above. Length $1\frac{3}{4}$ to $2\frac{1}{4}$ inches.

This species seems most closely related to *Cottogaster shumardi*, from which it may be readily distinguished by the shorter snout, the naked cheeks and opercles, the smaller soft dorsal, the smaller anal and the coloration.

15 examples of this interesting darter were obtained July 18, 1894, by Evermann and Bean in the Racket river near Norfolk, St Lawrence co. N. Y. It did not seem to be very common, as only 15 examples resulted from numerous hauls of the collecting seine.

Named for A. Nelson Cheney, state fish culturist of New York in recognition of his valuable contributions to our knowledge of the food and game fishes of that state. (After Evermann and Kendall)

Genus **DIPLESION** Rafinesque

Body rather elongate, subterete; head very short and blunt, with tumid cheeks; the profile very convex; mouth small, inferior, horizontal; premaxillaries protractile, little movable, joined to the forehead mesially by a slight frenum; maxillary not protractile, adnate for most of its length to the fleshy skin of the preorbital; lower jaw very short; teeth in jaws strong, no teeth on vomer or palatines; gill membranes broadly con-

nected; gill rakers very short; scales moderate, rough; lateral line complete; no enlarged ventral plates; dorsal fins large, the spinous dorsal longer and lower than the second, of about 13 spines; anal smaller than second dorsal, with two strong spines; ventrals moderately separated; pectorals long, symmetric; vertebrae (blennioides) 19+23=42; pyloric caeca four; frontal region of skull very narrow, ethmoid region abruptly decurved, parietal region moderately convex (less so than in *Etheostoma*, more so than in *Boleosoma*); no supraoccipital crest. Coloration largely green.

252 *Diplesion blennioides* (Rafinesque)

Green-sided Darter

Etheostoma (Diplesion) blennioides RAFINESQUE, Journ. de Physique, 419, 1819.

Etheostoma blennioides BEAN, Fishes Penna. 121, 1893.

Diplesion blennioides JORDAN & GILBERT, Bull. 16, U. S. Nat. Mus. 497, 1883;
JORDAN & EVERMANN, Bull. 47, U. S. Nat. Mus. 1053, 1896, pl. CLXX,
fig. 449, 1900.

The body is stout and long; the head moderate in size, its length contained four and one half times in the total without caudal and slightly exceeding the depth of the body; mouth small; lower jaw included within the upper; eyes large, placed high and narrowly separated by a longitudinal furrow; scales rather small except some larger ones on the belly, which are not shed; cheeks finely scaled; gill covers with large scales; nape scaly; breast naked. The males have a large anal papilla. Anal spines stout; caudal fin notched. Males have the lower pectoral rays and the ventral and anal rays enlarged and thickened. D. XIII-13; A. II, 8. Scales 65 to 78; vertebrae 42.

Color olive green; upper parts tessellated; sides with seven or eight double crossbars, each forming a Y-shaped figure, these bars sometimes joined above so as to form an undulating lateral band and clear deep green in life, and the sides speckled with orange. There is a dark bar from the eye forward and another downward, besides some olive stripes on the head. Spinous dorsal blue above with a pale margin and dark orange brown at base; soft dorsal and anal deep blue green tinged with

red; caudal greenish with faint bars. Females and young are less conspicuously colored, but in the same general pattern.

The green-sided darter extends from Pennsylvania westward to Kansas and south to Alabama. The U. S. Fish Commission had specimens from Sandy creek, North Hamlin N. Y., Aug. 20.

The species is notable for its beauty; it grows to a length of 5 inches; it is common in gravelly streams and occurs only in clear water. In habits it is similar to the Johnny darter, but it is less tenacious of life than that fish. In the aquarium it is shy and retiring, spending most of its time in the concealment of water plants or decorative rock work.

Genus **BOLEOSOMA** De Kay

Body moderately elongate, fusiform, but slightly translucent; head small, narrowed forward, the profile convex; mouth small, horizontal, the lower jaw included; premaxillary protractile; maxillaries not adnate to preorbital; vomerine teeth present; scales large; lateral line continuous or interrupted behind; belly with ordinary scales; gill membranes broadly or narrowly connected; dorsal spines usually nine, very slender and flexible, soft dorsal much larger than anal; anal normally with a single, short, slender spine, the first soft ray simple, but articulate; ventrals well separated; vertebrae (*B. nigrum*) 15+22=37; pyloric caeca three to six; frontal region of skull very short and narrow; parietal region flattish above; no supraoccipital crest. Coloration olivaceous and speckled, the males with inky black in spring; no red or blue. Size small. Very active little fishes, abounding among weeds in clear streams.

253 *Boleosoma nigrum* (Rafinesque)

Johnny Darter

Etheostoma nigrum RAFINESQUE, Ichthyol. Ohien, 37, 1820; BEAN, Fishes Penna. 120, 1893.

Boleosoma maculatum AGASSIZ, Lake Superior, 305, pl. IV, fig. 3, 1850, Fort William; GÜNTHER, Cat. Fish. Brit. Mus. I, 77, 1859.

Boleosoma nigrum JORDAN & GILBERT, Bull. 16, U. S. Nat. Mus. 492, 1883; JORDAN & EVERMANN, Bull. 47, U. S. Nat. Mus. 1056, 1896, pl. CLXX, fig. 450, 1900.

The body is slender, spindle-shaped. The conical head is contained slightly more than four times and the depth about five

times in the total length. The snout is somewhat decurved. Mouth small and the lower jaw included within the upper. The gill covers are scaly, cheeks naked except in occasional individuals, and the nape is usually scaled. The fins are high, but lower and smaller than in other species of *Boleosoma*. D. VIII to X, 10-14; A. I. 7 to 9; scales 5-44 to 55-9.

Color olivaceous; the back with brown tessellations; sides with many W-shaped blotches. The head is speckled above; in males generally black. In the breeding season the whole anterior part of the male is often black. A dark line forward from the eye and sometimes another downward. This is one of the small species, attaining a length of only $2\frac{1}{2}$ inches. It is found on the bottom in clear small brooks, where it lies partly concealed by sand, and changes its colors according to its surroundings.

The Johnny darter ranges from western Pennsylvania to Missouri and Dakota. In the Great lakes region it is abundant, and it is one of the commonest darters in the streams of Ohio. It does not occur in eastern Pennsylvania. In New York it appears to occur in the Great lakes region only.

254 *Boleosoma nigrum olmstedii* (Storer)

Tessellated Darter

Etheostoma olmstedii STORER, Jour. Bost. Soc. Nat. Hist. 61, pl. 5, fig. 2, 1841; Hist. Fish. Mass. 30, pl. IV, fig. 1, 1867; BEAN, Fishes Penna., 120, pl. 33, fig. 67, 1893.

Boleosoma olmstedii GOODE & BEAN, Bull. Essex Inst. XI, 19, 1879.

Boleosoma olmstedii JORDAN & GILBERT, Bull. 16, U. S. Nat. Mus. 492, 1883; BEAN, Bull. Am. Mus. Nat. Hist. IX, 365, 1897.

Etheostoma nigrum olmstedii MEEK, Ann. N. Y. Ac. Sci. IV, 313, 1888.

Boleosoma nigrum olmstedii EVERMANN & KENDALL, Rept. U. S. F. C. 1894, 603, 1896; JORDAN & EVERMANN, Bull. 47, U. S. Nat. Mus. 1057, 1896, pl. CLXXI, fig. 451, 1900; EUGENE SMITH, Proc. Linn. Soc. N. Y. 1897, 36, 1898.

Boleosoma tessellatum DE KAY, N. Y. Fauna, Fishes, 20, pl. 20, fig. 57, 1842.

The head is contained four and one fourth times in total length; depth five and one fourth times. The cheeks and opercles are scaly; nape and breast naked. The lateral line is complete, with about 50 scales. D. IX, 14; A. I, 9.

The color is olivaceous; fins with many narrow bars; the back tessellated; sides with blotches and zigzag markings. Head in

spring males black. A dark streak forward from the eye and another downward.

This darter secretes itself on the bottom in small clear brooks, swimming rapidly for a short distance when alarmed. The sexes are very different in appearance, the males having higher and more brightly colored fins than the females. The males are larger than the females and in the spring are much spotted with black. The common darter, or tessellated darter, is found from Massachusetts to Georgia. It is replaced in Cayuga lake and some other regions to the southward by a black spotted variety, which differs from the common form still further in having the nape and breast closely scaled. De Kay states that it occurs in most of the fresh-water streams of the state. It is found in Lake Champlain. Evermann and Bean took it in Scioto creek, at Coopersville, in the Saranac, at Plattsburg, in the St Lawrence river, 3 miles below Ogdensburg, and in Racket river, at Norfolk. In the Lake Ontario region the U. S. Fish Commission collectors obtained it in the following localities:

Cape Vincent	June 21
Mud creek, Cape Vincent	June 25
Grenadier island	June 27
Horse island, Sackett's Harbor	June 30
Mill creek, Sackett's Harbor	July 2
Stony Island	July 2 and 3
Little Stony brook, Henderson bay	July 4
Cemetery creek, Watertown	July 5
Guffon creek, Chaumont	July 7
Chaumont river	July 10
Spring brook, Pulaski	July 24
Mouth of Salmon river, Selkirk	July 25
Mouth Little Salmon creek	July 25
Three Mile creek, Oswego	July 27
Great Sodus bay	Aug. 6
Long pond, Charlotte	Aug. 17
Sandy creek, North Hamlin	Aug. 20

According to Dr Meek it is common at each end of Cayuga lake, but is not found in the streams at the southern end above the falls. The species was obtained in small numbers by the writer in Bronx river in August, 1897. Eugene Smith has obtained it in tidal creeks where the water is impure but not saline. It is recorded from streams of Long Island.

The tessellated darter grows to the length of $3\frac{1}{2}$ inches. It is a near relative of the Johnny darter, *Boleosoma nigrum* of Rafinesque. In captivity Eugene Smith has found it delicate, able to live only in water of low temperature and not deep unless in circulation. In balanced tanks it thrives and feeds freely on minced clam, *Gammarus*, and earthworms, the last to be used only occasionally.

De Kay observed it usually at the bottom of clear springs or streams, lying for a while perfectly still near the bottom, and then suddenly darting off with great velocity at its prey, a habit from which is derived its name of darter. He mentions also the name *grand-oranhee*, applied to it in New York by the descendants of the Dutch colonists, but this name is not satisfactorily explained.

The best account of the movements of the fish is given by Zadock Thompson in his *History of Vermont*. He noted its power of bending its neck and moving its head without moving the body, a very unusual faculty among fishes.

Genus *ETHEOSTOMA* Rafinesque

Body robust, or rather elongate, compressed; mouth terminal, or subinferior, varying in size; the lower jaw included or projecting; premaxillaries not protractile; maxillary movable; teeth rather strong, usually present on vomer and palatines; gill membranes separate or more or less broadly connected; scales moderate or small, ctenoid, top of head without scales, scales of the middle line of the belly persistent and similar to the others; lateral line well developed, nearly straight, often wanting posteriorly; fins large, with strong spines, first dorsal usually longer and larger than the second, with seven to 15 spines; anal with two strong spines, the anterior usually the

larger, the second rarely obsolete, anal fin always smaller than the soft dorsal; ventral fins more or less close together; skull narrow, the parietal region very strongly convex in cross-section, supraoccipital crest very small or wanting; lower pharyngeals very narrow; vertebrae 33 to 39, usually 15+21=36; pyloric caeca three or four; bones rather firm. Coloration various, often brilliant. As here understood, a very large genus covering a great variety of forms. Many attempts at further subdivision have been made. Intergradations of all sorts occur, and the technical characters do not always indicate the real relationship. Many of the species are excessively variable, each brook having its peculiar race.

Subgenus **OLIGOCEPHALUS** Girard

255 *Etheostoma coeruleum* Storer

Blue Darter; Rainbow Darter

Etheostoma coerulea STOREY, Proc. Bost. Soc. Nat. Hist. II, 47, 1845, Fox River, Ill.

Poecilichthys coeruleus JORDAN & GILBERT, Bull. 16, U. S. Nat. Mus. 517, 1883.

Etheostoma coeruleum MEEK, Bull. U. S. F. C. 119, 131, 155, 1891; BEAN, Fishes Penna. 125, 1893; JORDAN & EVERMANN, Bull. 47, U. S. Nat. Mus. 1088, 1896.

Body short, comparatively stout; head large; mouth moderately large, the lower jaw included within the upper. The maxilla extends to the front of the eye. The length of the head is contained three and three fourth times in the total length without the caudal, and the depth of the body four and one fourth times. Five rows of scales above the lateral line, eight rows below the lateral line, and 45 rows from head to base of caudal, nape and breast generally scaleless. D. X, 12; A. II, 7.

The body of the male is olivaceous with darker blotches on the back, 12 bars of indigo blue running obliquely downward and backward across the sides. The spaces between the bars are orange, as are also the throat, breast and cheeks. The base of the spinous dorsal is crimson, surmounted by orange and margined with blue. The soft dorsal is orange, its base and margin blue. In the female the blue and orange colors are

chiefly wanting, and the dorsal, anal and caudal are checked or barred.

The blue darter, blue Johnny, rainbow darter, or soldier fish, is found in the Ohio valley and in some parts of the Mississippi valley. It abounds in gravelly streams and ascends small brooks, but not in large numbers. The U. S. Fish Commission obtained many individuals in Marsh creek at Point Breeze N. Y. Aug. 2, and a few in Salt brook, $1\frac{1}{2}$ miles above Nine Mile point, June 11, 1893.

The blue darter reaches a length of 3 inches. It is not so active as some of the other darters, but in coloration it is the most beautiful of all. One of the most interesting accounts of its habits is republished in Bulletin 47, U. S. National Museum, from the writings of Jordan and Copeland. It will follow to the surface of the water a piece of meat suspended by a thread and has been seen to catch a water insect by a swimming leg and release it several times, apparently for the mere pleasure of playing tricks.

Subgenus *ETHEOSTOMA*

256 *Etheostoma flabellare* Rafinesque

Fantail Darter

- Etheostoma flabellaris* RAFINESQUE, Jour. de Physique, Paris, 419, 1819.
Etheostoma linsleyi STORER, Proc. Bost. Soc. Nat. Hist. 37, 1851, Wolcott, Wayne County, N. Y.
Catonotus fasciatus GIRARD, Proc. Ac. Nat. Sci. Phila. 68, 1859, Madrid, N. Y.
Catonotus flabellatus VAILLANT, Recherches sur Etheostom. 121, 1873, with plate.
Etheostoma flabellare JORDAN & GILBERT, Bull. 16, U. S. Nat. Mus. 513, 1883; MEEK, Ann. N. Y. Ac. Sci. IV, 314, 1888; BEAN, Fishes Penna. 125, 1893; JORDAN & EVERMANN, Bull. 47, U. S. Nat. Mus. 1097, 1896; EUGENE SMITH, Proc. Linn. Soc. N. Y. 1897, 37, 1898.

Body slender, elongate; head long, lower jaw strongly projecting. The species is readily recognized by its low fins, specially the spinous dorsal, and its prominent lower jaw. It runs, however, into several varieties, one of which, occurring in Indiana and northwestward, has black spots on the scales forming lateral stripes; another variety from the Cumberland river

is distinguished by its thick jaw and nearly plain coloration. In the male the spinous dorsal is one half as high as the soft dorsal. The female has higher spines than the male; the spines have fleshy tips. No scales on nape, head and breast. A large black humeral scale. The length of the head equals one fourth of the total length without caudal, and the depth one fifth. D. VIII, 12; A. II, 8. Scales 7-50-7. The lateral line ends at the middle of the length.

The general color is olivaceous, the upper parts dusky; the sides with dark streaks formed by the spots at the base of the scales. The males have dusky crossbars; the soft dorsal and caudal barred. The spinous dorsal of the male has an orange margin.

The fantail darter is found from western New York to North Carolina, and in the Ohio valley. In the Lake Ontario region the U. S. Fish Commission collectors obtained it from the following places in 1893:

Salt brook, $1\frac{1}{2}$ miles above Nine Mile point	June 11
Grenadier island	June 28 and 29
Horse island, Sackett's Harbor	June 30
Mill creek	July 2
Little Stony brook, Henderson bay	July 4
Cemetery creek, Watertown	July 5
Chaumont river	July 10
Big Sandy creek, Belleville	July 12
Wart creek	July 24
Spring brook, Pulaski	July 24
Three Mile creek, Oswego	July 27
Great Sodus bay	Aug. 6
Four Mile creek, Nine Mile point, Webster	Aug. 9
Sandy creek, North Hamlin	Aug. 20
Marsh creek, Point Breeze	Aug. 21

Writing of the fishes of Cayuga lake basin, Dr Meek makes the statement that the fantail darter is found with the tessellated darter at each end of Cayuga lake; that these two

are the only species of darters in the lake, and neither of them occurs in the streams on the uplands.

Though usually considered as being limited to western New York, Eugene Smith says it is not altogether rare in the Hackensack valley streams, perhaps the easternmost locality in which it occurs.

It grows to a length of $2\frac{1}{2}$ inches and abounds in clear rocky streams. It is very active and tenacious of life and is an excellent species for the aquarium.

Genus **BOLEICHTHYS** Girard

This genus contains small and slender species allied to those of the section *Oligocephalus* under *Etheostoma*. The lateral line is incomplete and has a slight upward curve anteriorly instead of being straight, as in all the species of *Etheostoma*. Top of head not scaly. Lowland streams and swamps. The species few, variable and hard to determine.

257 *Boleichthys fusiformis* (Girard)

Boleosoma fusiformis GIRARD, Proc. Bost. Soc. Nat. Hist. 41, 1854.

Hololepis fusiformis VAILLANT, Recherches sur Etheostom. 131, 1873, with plate.

Poecilichthys fusiformis JORDAN & GILBERT, Bull. 16, U. S. Nat. Mus. 520, 1883.

Etheostoma fusiforme EVERMANN & KENDALL, Bull. U. S. F. C. XII, 115, 1894; EUGENE SMITH, Proc. Linn. Soc. N. Y. 1897, 37, 1898.

Boleichthys fusiformis JORDAN & EVERMANN, Bull. 47, U. S. Nat. Mus. 1101, 1896, pl. CLXXVII, fig. 469, 1900.

Body moderately elongate, strongly compressed. The depth is contained six times in the length. Head rather long and narrow. The length is one fourth that of the body. The muzzle short, decurved, shorter than eye; mouth comparatively large, terminal; maxillary reaching past front of eye; eyes large, four in head; opercular spine strong; lateral line beginning at the eye, on about 12 to 15 scales; neck scaly; belly and throat scaly. D. X-9; A. II, 7; lateral line 55.

Olivaceous, dotted with dusky points; second dorsal and anal speckled.

This little darter is recorded from Massachusetts to New Jersey and will doubtless be found in New York. It grows to the length of 2 inches.

258 *Boleichthys fusiformis eos* Jordan & Copeland

Boleichthys eos JORDAN & COPELAND, Proc. Ac. Nat. Sci. Phila. 46, 1877, Rock River, Wisconsin; Wisconsin River, Wisconsin; Fox River, Illinois.

Poecilichthys eos JORDAN & GILBERT, Bull. 16, U. S. Nat. Mus. 520, 1883.

Boleichthys fusiformis eos JORDAN and EVERMANN, Bull. 47, U. S. Nat. Mus. 1102, 1896.

Body elongate, slender, somewhat compressed, specially behind, rather heavy forward, with very long and slender caudal peduncle; head long, rounded in front; mouth small, little oblique, the upper jaw a very little the longer; dorsal fins high, about equal; caudal truncate; cheeks, opercles, and neck closely scaled; breast naked, or with a median series of small scales; lateral line developed on 22 to 26 scales. Head one fourth of total length without caudal; depth $\frac{3}{16}$. D. IX-11; A. II, 7; lateral line 58.

Color dark olive, with darker markings; 10 or 12 dark dorsal spots or bars, and as many short dark blue bars across the lateral line nearly opposite the dorsal bars, but not continuous with them; the interspaces between these bars, as well as most of the ventral region, bright crimson in the males, nearly plain in the females; lower parts of the sides, cheeks, etc. with various sharply defined but irregular black markings; second dorsal, caudal, and pectorals strongly marked with wavy bands; first dorsal bright blue in the males, with a broad median band of crimson, speckled in the females; top of head dark; black streaks downward and forward from eye.

The describers of the species recorded its distribution from Indiana to Minnesota; abundant in clear cold streams. It grows to the length of $2\frac{1}{2}$ inches, and is one of the prettiest of the darters. Specimens were obtained for the U. S. Fish Commission in Mud creek, Cape Vincent N. Y. June 25, the species being abundant there, at Grenadier island, June 27, and in Guffon creek, Chaumont N. Y. July 7.

Family SERRANIDAE

*Sea Basses*Genus **ROCCUS** MITCHILL

Base of tongue with one or two patches of teeth; anal spines graduated; dorsal fins entirely separate; anal rays III, 11 or 12; supraoccipital crest scarcely widened above; lower jaw projecting. Vertebrae 12+13=25. Otherwise as in *MORONE*, the body more elongate, the scales smoother, and the fins more slender than in *MORONE*. Species all American, valued as food fishes. In both *ROCCUS* and *MORONE*, the antrorse preopercular spines (characteristic of the European genus or subgenus *DICENTRARCHUS*) are wanting.

259 *Roccus chrysops* (Rafinesque)*White Bass*

Perca chrysops RAFINESQUE, Ichthyol. Ohien. 22, 1820.

Labrax albidus DE KAY, N. Y. Fauna, Fishes, 13, pl. 51, fig. 165, 1842, Buffalo.

Labrax notatus RICHARDSON, Fauna Bor.-Amer. III, 8, 1836; GÜNTHER, Cat. Fish. Brit. Mus. I, 67, 1859.

Roccus chrysops GILL, Rept. Capt. Simpson's Surv. Great Basin Utah, 391, pl. 1, fig. 1-7, 1876; JORDAN & GILBERT, Bull. 16, U. S. Nat. Mus. 529, 1883; BEAN, Fishes Penna. 132, pl. 34, fig. 71, 1893; Bull. Am. Mus. Nat. Hist. IX, 365, 1897; JORDAN & EVERMANN, Bull. 47, U. S. Nat. Mus. 1132, 1896, pl. CLXXX, fig. 477, 1900; EUGENE SMITH, Proc. Linn. Soc. N. Y. 1897, 38, 1898.

The white bass has the body oblong, elevated and compressed; its depth contained two and one half times in the total length without caudal, the length of the head about three and one third times in this length; head subconical, depressed over eye; mouth moderate, the maxillary reaching to below middle of eye; length of eye almost equal to length of snout; villiform teeth in bands on jaws, palatines, vomer and tongue; the dorsal outline is much curved, the fins well separated.

D. IX, I, 14; A. III, 11 to 12. Scales 8-60-13. General color silvery, tinged with golden on sides; eight or more blackish longitudinal streaks on sides, those below more or less interrupted.

The following measurements were taken from a specimen obtained by Mr James Annin jr, in Oneida lake, Sep. 4, 1896.

	Inches
Extreme length.....	12 $\frac{1}{4}$
Length to end of middle caudal rays.....	11 $\frac{1}{2}$
Length to end of scales.....	10
Depth of body.....	4
Least depth of caudal peduncle.....	1 $\frac{3}{8}$
Length of head.....	3
Length of snout.....	$\frac{5}{8}$
Diameter of eye.....	$\frac{9}{16}$
Length of fourth dorsal spine.....	1 $\frac{3}{8}$
Length of second dorsal ray.....	1 $\frac{3}{4}$
Length of second anal ray.....	1 $\frac{3}{4}$
Weight, 16 $\frac{1}{2}$ ounces.	

The white bass is sometimes called striped bass, and is probably the silver bass of Canada. Its center of abundance is the Great lakes region, but it is also widely distributed over the Ohio and Mississippi valleys. In Pennsylvania the species is found in Lake Erie and in the tributaries of the Ohio river. The U. S. Fish Commission secured three specimens at Horse island, Sacketts Harbor N. Y., June 30. The New Jersey Fish Commission has introduced the fish into Greenwood lake.

The white bass weighs from 1 to 3 pounds, and its flesh is considered almost if not equally as good as that of the black bass. It prefers the deeper parts of rivers and thrives best in lakes and ponds. In April and May they leave the deeper waters and go in near shore or to the mouths of rivers where they spawn. The spawning period is in May and June.

The white bass feeds upon minnows, crawfish and other fresh-water crustaceans, also minute mollusks or shellfish, and it is said to devour many young whitefish upon the spawning grounds of that species.

It is a game fish and affords good sport to the angler.

260 *Roccus lineatus* (Bloch)*Striped Bass; Rockfish*

- Sciaena lineata* BLOCH, Ichthyol. IX, 53, pl. 305, 1792.
Perca septentrionalis BLOCH & SCHNEIDER, Syst. Ichth. 90, pl. 70, 1801, New York.
Roccus striatus MITCHILL, Rep. Fish. N. Y. 25, 1814.
Perca mitchilli MITCHILL, Trans. Lit. & Phil. Soc. N. Y. I, 413, pl. III, fig. 4, 1815.
Perca mitchilli alternata MITCHILL, Trans. Lit. & Phil. Soc. N. Y. I, 415, 1815.
Perca mitchilli interrupta MITCHILL, Trans. Lit. & Phil. Soc. N. Y. I, 415, 1815.
Labrax lineatus DE KAY, N. Y. Fauna, Fishes, 7, pl. 1, fig. 3, 1842; GÜNTHER, Cat. Fish. Brit. Mus. I, 64, 1859; STORER, Hist. Fish. Mass. 6, pl. I, fig. 4, 1867.
Roccus lineatus GILL, Ichth. Rep. Capt. Simpson's Expl. Great Basin Utah, 391, 1876; GOODE, Fish & Fish. Ind. U. S. I, 425, pl. 170, 1884; BEAN, 19th Rep. Comm. Fish. N. Y. 267, pl. XVIII, fig. 22, 1890; Fishes Penna. 131, color pl. 14, 1893; Bull. Am. Mus. Nat. Hist. IX, 365, 1897; JORDAN & EVERMANN, Bull. 47, U. S. Nat. Mus. 1132, 1896, pl. CLXXX, fig. 478, 1900; EUGENE SMITH, Proc. Linn. Soc. N. Y. 1897, 38, 1898; MEARNS, Bull. Am. Mus. Nat. Hist. X, 321, 1898; H. M. SMITH, Bull. U. S. F. C. for 1897, 99, 1898; BEAN, 52d Ann. Rep. N. Y. State Mus. 105, 1900.

The genus *Roccus*, to which the striped bass belongs, has two patches of small teeth on the base of the tongue, the anal spines increasing regularly in size backward, the lower jaw much longer than the upper, the scales on the cheeks nearly smooth along their margin and the dorsal fins separated by a narrow interspace. The body is moderately elongate and rather stout; the caudal peduncle is slender. The greatest depth of the body is two sevenths of the total length without caudal and equals length of head. Eye small, one half as long as the snout and one sixth to one eighth the length of the head. The eyes are placed near the top of the head; the maxilla reaches to below the middle of the eye. The anal spines are slender, the third longest, about one fifth length of head. The fourth and fifth dorsal spines are longest, about two fifths length of head. Pectoral a little longer than ventral, one half length of head.

D. IX, I, 11 to 12; A. III, 10 to 11. Scales 7-65-19.

Sides greenish above, silvery below, sometimes with a brassy lustre and marked by seven or eight longitudinal streaks none of

which are half as wide as the eye, one of them passing along the lateral line; the lowermost stripe is somewhat below the middle of the depth.

In the southern United States from New Jersey to Florida the striped bass is known as the rock or rockfish. In the northern states the name striped bass is more generally used than the other, specially along the coast. In the Delaware, Susquehanna and Potomac rivers it is called rockfish. Greenhead and squid hound are names applied to large individuals found in the sea in New England waters. One of the old names of the fish is streaked bass.

Rockfish and striped bass, according to Schoepff (1787), are among the early New York names for this highly prized species. Dr Mitchill (1814) calls it Mitchill's perch, striped basse and rockfish. De Kay describes it as the striped sea bass. Streaked bass is another name in use in 1815, and a very interesting account of the fish under this name is published by Dr James Mease in the first volume of the *Transactions of the Literary and Philosophical Society of New York*. Dr Mease in this article states that rockfish weighing from 25 pounds to 60 pounds are called greenheads. At the time of his writing the fishing-ground for the Philadelphia and New York markets was between Long Branch and Cranberry inlet, an extent of about thirty miles, and the great places of winter resort were Motetecunk, 30 miles from Long Branch, and the rivers of Elk and Egg Harbor.

At the time of Dr Mitchill's report the greatest run occurred late in the fall, and great hauls were made during the coldest season, including some very large fish. He saw, however, a dozen at a time weighing 50 pounds each in New York market during very mild weather in early October.

The range of the striped bass or rockfish includes the entire Atlantic coast from the Gulf of St Lawrence to the Gulf of Mexico, the fish entering rivers and ascending them long distances. In the Alabama river this fish is known to be taken every year and some large individuals have been obtained from that stream. It has been captured also in the lower Mississippi.

It is very abundant in the great bays and sounds from North Carolina to Cape Cod. In Albemarle sound many large individuals are said to occur. In the St John's river, Florida, according to Dr Goode, the fish is rather rare. In the vicinity of Pensacola the late Silas Stearns occasionally obtained a specimen of the fish.

The striped bass has been introduced into California and has now become fairly acclimated there. In the Delaware and Susquehanna rivers this is one of the common fishes and it is one of the most highly esteemed.

This is a permanent resident of Gravesend bay, but the height of the fishery occurs from October 10 to November 10. Large fish, up to 45 pounds, are caught in May, but the fall fish range from 9 inches to 24 inches in length. In Great South bay the writer has obtained specimens at Blue Point cove, Great river, Nichols's point, and off Widow's creek. A great haul was made on Lone Hill Middleground about the middle of October, 1901. The fish remains in some of the tributaries of Great South bay throughout the year. According to Dr Mearns the species is taken in great numbers in nets set through the ice of the Hudson in winter, and in drift nets by shad fishermen in spring. Large individuals of 60 pounds and upward are sometimes caught in the winter and early spring. He once took a specimen a little above the estuary of Poplopen's creek, in fresh water.

At Woods Hole Mass. the fish is not common, and apparently does not spawn; it arrives about May 1 and leaves about November 1; in size it ranges from $\frac{1}{2}$ pound to 65 pounds.

This fish lives in the sea or in brackish or fresh water indifferently and it has been successfully kept in artificial ponds. In cold northern waters it becomes icebound occasionally and is said to hibernate. It prefers cold water, is carnivorous and predaceous, feeding upon small fishes in the streams, consuming specially large quantities of the alewife or river herring and the young of the shad. In the shallow bays along the coasts its food consists of killifish, silversides, anchovies, lant and other small fishes, besides crabs, squid, clams, mussels and other

marine invertebrates. Its movements while feeding depend greatly on the tides. It is to be found frequently at the mouths of small creeks and in tideways, where it lies in wait for the large schools of small fishes, which constitute its food.

The largest striped bass recorded was said to weigh 112 pounds. At Avoca, North Carolina, Dr Capehart took a striped bass weighing 95 pounds. It reaches a length of four and one half or five feet.

Spawning takes place from April to June, either in the rivers or in the brackish waters of bays and sounds. Eggs have been hatched artificially in May on Albemarle sound. Dr Capehart took a 58 pound spawning fish April 22, 1891. The eggs are smaller than those of the shad and after fertilization they increase greatly in size and become light green in color. This 58 pound fish probably contained more than one half million eggs. Dr Abbott has found the young an inch long in the Delaware the second week in June and by the middle of October some of these had grown to a length of $4\frac{1}{2}$ inches. The striped bass has been kept in a small pool of fresh water and fed upon crabs and oysters increasing in about eleven months from 6 inches in length to 20 inches. In the aquarium the species is hardy and grows rapidly; it can be kept in good condition almost indefinitely. In a Rhode Island pond it is stated that bass weighing $\frac{1}{2}$ pound to 1 pound in June had reached a weight of six pounds in the following October.

In fresh water, salted eel tail is a favorite bait for taking striped bass, and the spoon or spinner is also a good lure, but live minnows are preferred to all other baits. For surf fishing shedder crab well fastened to the hook is a very killing bait.

Genus **MORONE** Mitchell

Body rather short and deep, compressed; maxillary broad, naked, without supplemental bone; teeth subequal; lower jaw scarcely projecting; no canines; no movable teeth; base of tongue without teeth; edge of tongue with linear patches of teeth. Lower margin of preopercle finely serrate or entire, the serrae not greatly increased in size toward the angle, and none

of them developed as antrorse hooks. Spines strong, 10 in the dorsal fin; dorsal fins more or less connected by membrane; second anal spine much enlarged, not shorter than third; anal rays III, eight or nine. Vertebrae 12+13=25. Scales rather large, ctenoid; top of head scaly; lateral line little arched. Ventrals inserted well behind pectorals. Two known species, both American.

261 *Morone americana* (Gmelin)

White Perch

Perca americana GMELIN, L. Syst. Nat. I, III, 1308, 1788, New York.

Morone Rufa MITCHILL, Rep. Fish. N. Y. 18, 1814, New York.

Morone Pallida MITCHILL, Rep. Fish. N. Y. 18, 1814, New York.

Bodianus rufus MITCHILL, Trans. Lit. & Phil. Soc. N. Y. I, 420, 1815.

Labrax rufus DE KAY, N. Y. Fauna, Fishes, 9, pl. 3, fig. 7, 1842; GÜNTHER, Cat. Fish. Brit. Mus. I, 65, 1859.

Labrax pallidus DE KAY, N. Y. Fauna, Fishes, 11, pl. 1, fig. 2, 1842; GÜNTHER, Cat. Fish. Brit. Mus. I, 67, 1859.

Labrax nigricans DE KAY, N. Y. Fauna, Fishes, 12, pl. 50, fig. 160, 1842.

Roccus americanus BEAN, 19th Rep. Comm. Fish. N. Y. 268, pl. XIX, fig. 23, 1890.

Morone americana GILL, Ichth. Rept. Capt. Simpson's Surv. Great Basin Utah, 397, 1876; BEAN, Fishes Penna. 133, pl. 15, 1893; JORDAN & EVERMANN, Bull. 47, U. S. Nat. Mus. 1134, 1896, pl. CLXXXI, fig. 479, 1900; BEAN, Bull. Am. Mus. Nat. Hist. IX, 366, 1897; MEARNS, Bull. Am. Mus. Nat. Hist. X, 321, 1898; EUGENE SMITH, Proc. Linn. Soc. N. Y. 1897, 39, 1898; H. M. SMITH, Bull. U. S. F. C. 1897, 99, 1898; BEAN, 52d Ann. Rept. N. Y. State Mus. 105, 1900.

The genus *Morone* of Gill differs from *Roccus* in having the dorsals joined, the spines strong, the anal with 10 soft rays, its spines not graduated, the jaws subequal and base of the tongue toothless. It includes the common white perch and the yellow bass.

The white perch has an oblong body, with the back convex, mouth moderate, the maxillary reaching a little beyond the front of the eye; the eye is nearly as long as the snout, and is contained five and one half times in the length of the head; the head is about one third of total without caudal; the depth of body is contained two and two thirds times in total without caudal; the fourth anal spine is the longest, two fifths length of head; the second is stouter and slightly shorter than the third, its length one third that of head.

D. IX, I, 12; A. III, 10. Scales 7-51-11. The dorsal fins are separated by a very deep notch, but connected by membrane; upper parts grayish or greenish; sides silvery; young individuals have pale, longitudinal streaks.

This is the perch or river perch of Schoepff, which he records as an inhabitant of the coasts of New York and Long Island, in and at the mouths of fresh-water streams. Dr Mitchill (1815) gives it the name of red perch, and states that when not in the breeding season it is called black perch because its colors are browner and darker. De Kay describes it, in the *Fishes of New York*, as the ruddy bass. In Great Egg Harbor bay individuals taken from salt water are sometimes called yellow perch or peerch.

The species is found from Nova Scotia to South Carolina, and inhabits both salt and fresh water. Mitchill saw specimens 14 inches long and nearly 5 inches deep, from Quag, Long Island. There is an important winter fishery for the white perch at Bellport. It is taken in seines and gillnets. The writer has occasionally found this species in various parts of Great South bay, for example, at Smith's point, Whale House Hole, Swan river; also in the east end of Shinnecock bay, in the fresh water of Head of Creek, near Southampton. The fishermen affirm that when its feeding grounds are disturbed by seining the fish suddenly leave the locality. The white perch is never plentiful in Gravesend bay; it is abundant in fresh-water lakes of Central park, New York, and Prospect park, Brooklyn. Near Montauk, Long Island, the species is abundant and reaches a large size. Eugene Smith has found it common in brackish waters near New York, where it occurs all the year; he had it also from fresh water. Mearns states that it remains in the Hudson throughout the year and is taken in abundance in winter in nets set through the ice. In Oscawana lake, Putnam county, individuals weighing 2 or 3 pounds were reported to him.

In the vicinity of Woods Hole Mass. the fish is abundant in fresh-water ponds connected with salt water.

It is said that the white perch formerly extended south to Florida and the Gulf of Mexico, but this is discredited by com-

petent observers. The perch of Lake Ponchartrain is very likely the species now known in many portions of the western states as the fresh-water drum, *Aplodinotus grunniens*.

The average length of the white perch is about 9 inches and its weight $\frac{1}{2}$ pound or less, but numerous specimens measuring 14 inches and weighing 2 pounds or more have been taken, specially in New England waters.

At the time of Dr Mitchell's writing the species was a favorite in New York markets, and it is now one of the best known species though probably not ranking among the choicest kinds.

Thaddeus Norris was one of the most earnest supporters of the white perch, and has published interesting observations concerning its habits. Comparatively little, however, is known about its life. It is an associate of the striped bass, and, according to Dr Abbott, resembles this species in its feeding habits. It differs from the striped bass in its tendency to seek warm waters.

The white perch is a lover of brackish water, and may be found in tidal creeks in vast numbers associated with mummichogs, silversides and eels, feeding upon shrimp and minnows. Spawning takes place in May and June. According to Professor John A. Ryder, the egg of the white perch is very adhesive, and on this account is troublesome to hatch artificially. In the experiments made by him the eggs were taken upon cotton yarn, which was drawn up through a funnel into which the eggs and milt had been squeezed from the spawning fish. The cord, covered with the adhering eggs, was then wrapped upon a wooden reel and sent under cover of damp cloths to the central station, where they arrived in fine condition, almost every egg being impregnated. This system was devised and carried out under the superintendence of Col. M. McDonald. After reaching the central station the cotton cord with the adhering eggs was cut into lengths of 10 or 12 inches and suspended in the glass hatching jars. The development was soon interfered with by the growth of fungus. When the wooden reel with the ad-

hering eggs was introduced into a wide aquarium fungus also attacked the eggs as before but the results were somewhat more favorable. With the water at 58° to 60° F. the eggs hatched out in 6 days.

The white perch congregates in large schools and is one of the freest biters among fishes. The shrimp is one of the best baits, though worms, sturgeon eggs, minnows and strips of cut fish with silvery skin are equally effective. Dr Abbott has known as many as 20 dozen to be taken with a line in a few hours, and Spangler mentions catches of six or seven hundred in a day by two rods, the fish ranging in weight from $\frac{3}{4}$ to $1\frac{1}{4}$ pounds.

Eugene Smith, on several occasions, found a long, green, brackish-water alga (*Enteromorpha*) in stomachs of white perch, indicating that they sometimes eat vegetable matter, though perhaps only for the minute organisms found upon it.

In captivity the fish is very susceptible to fungus attacks, but the parasite is readily killed by changing the water supply from salt to fresh, or vice versa.

GENUS **POLYPRION** Cuvier

Body robust, moderately elevated, not much compressed, covered with small, firm, ctenoid scales which extend on the bases of the vertical fins. Lateral line complete, partly concealed under adjacent scales, the tubes covering the whole length of the scale. Mouth large, the lower jaw projecting; maxillary with supplemental bone. Teeth in broad, villiform bands on jaws, vomer, palatines, and tongue; no canine teeth. Head scaly. Preopercle serrate; orbital region with spinous projections; opercle with a strong spine and with a strong, rough, bony longitudinal ridge; gill membranes separate; gill rakers long, few. Dorsal fin continuous, low, with 11 strong spines and 11 or 12 rays, the spinous portion longest; caudal rounded; anal short, with three spines, the third the longest; ventrals large, inserted below, little behind pectoral; caudal rounded or truncate; pectorals short, unsymmetrical, of 18 or 19 rays, the

upper longest. Spines of anal and ventrals somewhat serrate on the anterior edge. Vertebrae 13+14=27. Pyloric caeca about seventy. Branchiostegals seven. Posterior processes of premaxillaries not reaching frontals; parietal and supraocular crests not extending between postfrontal processes; supraoccipital crest strong, but not produced forward on cranium. Species inhabiting deep waters in the warm seas, reaching a very great size. The one is confined to the coasts of Southern Europe and neighboring waters; the other (*Polyprion oxygeneios*) is recorded from Juan Fernandez and about New Zealand.

262 *Polyprion americanus* (Bloch & Schneider)

Wreckfish; Stone Bass; Cernier

?*Amphiprion americanus* BLOCH & SCHNEIDER, Syst. Ichth. 205, pl. XLVII, 1801.

Polyprion cernium CUVIER, in VALENCIENNES, Mém. du Mus. d'Hist. Nat. XI, 265, pl. XVII, 1824; CUVIER & VALENCIENNES, Hist. Nat. Poiss. III, 21, pl. 42, 1829; GÜNTHER, Cat. Fish. Brit. Mus. I, 169, 1859.

Polyprion oxygeneius JORDAN & GILBERT, Bull. 16, U. S. Nat. Mus. 532, 1883.

Polyprion americanus JORDAN, Cat. Fish. N. A. 83, 1885; JORDAN & EVERMANN, Bull. 47, U. S. Nat. Mus. 1139, 1896, pl. CLXXXI, fig. 480, 480a, skull, 1900.

Body robust, moderately elevated, the depth being contained from two and two thirds to three and one half times in the length; mouth large, the maxillary reaching to posterior border of eyes; teeth in villiform bands on jaws, vomer, palatines, and tongue; supraocular region, supraclavicle, post-temporal, preopercle, and a ridge on opercle spinigerous; dorsal fin low with 11 strong spines; caudal rounded; anal spines short, serrate anteriorly, the third much the longest; ventrals large; pectorals short. The length of the head is contained three times in the length of the body. D. XI, 12; A. III, 8. Color grayish brown, the caudal edged with white; young clouded with light and dark. This large fish is not uncommon off the coast of Europe in the deep waters of 300 fathoms or more, the young only swimming near the surface, specially southward. It is said to live most abundantly about wrecks; hence the common name of wreck-

fish. It reaches a length of 5 or 6 feet. A single young specimen has been taken in deep waters of the Gulf stream by the U. S. Fish Commission, but there is no other record from America.

Genus **EPINEPHELUS** Bloch

Body stout, compressed, covered with small, ctenoid scales, which are often somewhat embedded in the skin; scales of the lateral line triangular, cycloid; soft parts of the vertical fins generally more or less scaly. Cranium narrow above. Parietal crests not produced on frontals which are without transverse ridge posteriorly; frontals with a process or knob on each side behind interorbital area; premaxillary processes fitting into a notch or cavity on the anterior end of the frontals. Preopercle moderately serrate behind, its lower limb entire, without distinct antrorse spine; opercle with two strong spines. Nostrils well separated. Mouth large; maxillary large, with a well-developed supplemental bone, its surface usually with small scales. Canine teeth few, large in the front of the jaws; enlarged teeth of the inner series of each jaw depressible. Gill rakers short and rather few. Dorsal spines usually 11, rarely 10, not filamentous, the last ones somewhat shorter than the middle ones. Anal spines three, the second usually the larger; the number of soft rays seven to nine. Caudal fin rounded or lunate. Pyloric caeca few (usually 10-20). Pectorals rounded, shortish, nearly symmetric, of 15 to 20 rays. Ventrals moderate, inserted below pectorals, close together, each with a strong spine. Species very numerous, most of them of large size, abounding in all the tropical seas, where they are valuable food fishes. This is the largest and most important genus of the *Serranidae*, and its species are most widely distributed.

263 *Epinephelus niveatus* (Cuv. & Val.)

Spotted Grouper; Snowy Grouper

Serranus niveatus CUVIER & VALENCIENNES, Hist. Nat. Poiss. II, 380, 1828;

GÜNTHER, Cat. Fish. Brit. Mus. I, 130, 1859.

Serranus margaritifera GÜNTHER, op. cit. 131, 1859.

Hyporthodus flavicauda GILL, Proc. Ac. Nat. Sci. Phila. 98, 1861, young,
Newport R. I.

Epinephelus niveatus POEY, SYD. PISC. CUBENS. 286, 1868; JORDAN & GILBERT, Bull. 16, U. S. Nat. Mus. 541, 1883; JORDAN & EVERMANN, Bull. 47, U. S. Nat. Mus. 1156, 1896; H. M. SMITH, Bull. U. S. F. C. 1897, 99, 1898; op. cit. 1901, 32, 1901.

Body oblong, compressed, the back elevated; the anterior profile somewhat convex; the snout short, rather sharp, its length contained three and three fourths times in length of head. Head three sevenths and depth of body about one third of total length without caudal. Mouth large, the maxillary extending to below posterior margin of eye, its length one half length of head. Canines rather strong, specially in upper jaw. Lower jaw considerably projecting. Eye rather large. Inter-orbital space flattish, its width contained seven and one half times in length of head and twice in length of snout. Preopercle with a salient angle armed with stronger teeth, a slight notch above the angle. Gill rakers 15 below the angle of first arch, the longest as long as the gill fringes. Dorsal spines rather high, the fourth contained about two and three fifths times in length of head; soft dorsal of moderate height; caudal truncate, one half as long as the head; anal moderate, its second spine about as long as the third, three eighths as long as the head, its longest soft ray three sevenths as long as the head. Pectorals not reaching to the tips of the long ventrals, about one half as long as the head. Ventrals about as long as pectorals, nearly reaching vent. D. XI (rarely X), 14 or 15; A. III, 9; scales 18-115 to 120-50; pores of lateral line 67 to 75.

Color of young in alcohol: brown, with round whitish spots on the body, rather smaller than pupil, regularly arranged in vertical and horizontal series, about five in horizontal and four in vertical row; these rows sometimes show irregularities; no distinct spots on breast; a very large black blotch on upper part of caudal peduncle extending to below lateral line; a dark moustache above edge of maxillary; fins nearly plain, probably yellowish in life, the dorsal with a median row of dusky spots on the membranes. Some specimens lack the saddlelike blotch on the tail, but the pearly spots on the side are persistent in all.

The spotted grouper occurs in the West Indies and south to Brazil frequently straying northward in the Gulf Stream as far as Cape Cod. A young specimen was taken many years ago at Newport R. I. and others have been secured in Rhode Island waters. At Woods Hole Mass. according to Dr H. M. Smith, it is not rare. First reported in 1895, when as many as 10 or 12 specimens were obtained in the Woods Hole region. In 1897 several others were taken in summer and fall; one was caught August 7 in a dredge in Vineyard Sound in 6 fathoms of water and in November several were taken in a fyke net in Great Harbor. All have been of small size (3 inches or less), and most of them have been brought up in lobster pots. Dr Smith also recorded 35 specimens, taken in Katama bay on nine occasions between August 15 and October 26, 1900.

The example described by Dr Günther, from South America, under the name *Serranus margaritifer* was $11\frac{1}{2}$ inches long. The colors of his specimen were as follows:

The ground color is reddish olive, lighter on the belly; on each side of the body are four series of pearl-colored spots, each occupying the place of five or six scales. The uppermost series reaches from the occiput along the base of the dorsal fin to the black blotch of the tail, and is composed of eight spots; the second, following the lateral line, of six; the third, from the angle of operculum, of four; and the fourth, from the base of the pectorals, of five. There is a blackish streak behind the maxillary bone. The black blotch on the tail occupies nearly the whole space between the dorsal and caudal fins and between the two lateral lines. The fins are nearly unicolored; a single pearl-colored spot is to be seen on the seventh spine and on the ventral fins; the anal has a whitish edge; ventrals blackish, with whitish lateral margin; pectorals uniform yellowish.

Genus *CENTROPRISTES* Cuvier

Body robust, somewhat compressed, covered with rather large ctenoid scales. Mouth large, formed as in *Serranus* and *Paralabrax*, the canines small. Tongue smooth. Preopercle serrate, the lower teeth somewhat antrorse. Gill rakers rather long and slender. Supraoccipital and parietals with strong crests extending forward to between postfrontal processes; frontals posteriorly with an angular transverse ridge in front of

supraoccipital connecting the parietal crests; posterior processes of premaxillaries not reaching frontals. The characteristic smooth area on top of cranium very short and small. Dorsal short, its rays X, 11; anal rays III, 7; caudal usually three lobed or double concave; the canines very weak and the top of the head naked. The ventrals as in *Prionodes*, close together and inserted in advance of axil of pectoral; pectoral with 19 rays, its upper half truncate behind. The three species of *Centropristes* are closely related.

264 *Centropristes striatus* (Linnaeus)

Sea Bass; Blackfish

- Labrus striatus* LINNAEUS, Syst. Nat. ed. X, 285, 1758, America.
Perca atraria LINNAEUS, Syst. Nat. ed. XII, 485, 1766, Carolina.
Perca varia MITCHILL, Rep. Fish. N. Y. 11, 1814; Trans. Lit. & Phil. Soc. N. Y. I, 415, pl. 3, fig. 6, 1815, New York.
Centropristes nigricans CUVIER & VALENCIENNES, Hist. Nat. Poiss. III, 37, pl. 44, 1829, New York; DE KAY, N. Y. Fauna, Fishes, 24, pl. 2, fig. 6, 1842; BEAN, 19th Rep. Comm. Fish. N. Y. 266, pl. XVII, fig. 21, 1890.
Centropristes atrarius GÜNTHER, Cat. Fish. Brit. Mus. I, 86, 1859; GOODE & BEAN, Bull. Essex Inst. XI, 19, 1879.
Serranus atrarius JORDAN & GILBERT, Bull. 16, U. S. Nat. Mus. 533, 1883.
Serranus nigrescens JORDAN & GILBERT, Bull. 16, U. S. Nat. Mus. 917, 1883.
Centropristes striatus JORDAN & EIGENMANN, Bull. U. S. F. C. VIII, 391, pl. 64, 1890; JORDAN & EVERMANN, Bull. 47, U. S. Nat. Mus. 1199, 1896, pl. CXC, fig. 500, 1900; BEAN, Bull. Am. Mus. Nat. Hist. IX, 366, 1897; H. M. SMITH, Bull. U. S. F. C. 1897, 100, 1898; BEAN, 52d Ann. Rep. N. Y. State Mus. 105, 1900; SHERWOOD & EDWARDS, Bull. U. S. F. C. 1901, 28, 1901.

Body ovate, robust, the back somewhat elevated; axis of body below the middle of the depth. The length of the body is three times its depth and two and three fourths times the length of the head. Head large, thick, little compressed, somewhat pointed; top of head naked; cheeks and opercles scaly; scales on cheeks in about 11 rows. Mouth oblique, low, rather large, the premaxillary below the level of the eye; lower jaw prominent; maxillary broad, its upper edge anteriorly slipping under the edge of the preorbital, which is nearly as wide as the eye. Eye large, wider than interorbital space, less than snout, $4\frac{1}{4}$ in head. Gill rakers long, about 18 below the angle. Canines very small, scarcely differentiated. Teeth all fixed, the

bands rather broader than usual. Dorsal spines rather strong, not filamentous, the middle ones rather higher than the posterior, which are considerably lower than the soft rays, the highest spine as long as from snout to middle of eye. Anal short and high, its spines graduated. Pectoral very long, $1\frac{1}{4}$ in head, reaching vent. Ventrals long, nearly reaching vent, inserted below front of the base of pectorals. Caudal slightly double concave; fins little scaly except at base; a rudimentary groove at base of spinous dorsal, over which scales do not pass. Length 12 inches. D. X, 11; A. III, 7; Lat. l. 50 to 55 pores; caeca 4-7.

Dusky brown or black, adults often bluish; more or less mottled, with traces of pale longitudinal streaks along the rows of scales; young greenish, often with a dark lateral band, sometimes broken up forming crossbars; dorsal fin with several series of elongate, whitish spots, forming interrupted lines; other fins dusky, mottled.

The sea bass is the *P e r c a v a r i a* of Mitchill, *Fish. N. Y.* p. 415. Common names given by this author are sea basse, black-harry, hanna hills and bluefish. Schoepff (1787) gives the New York name as blackfish; De Kay has it as the black sea bass, also black bass and blackfish. Dr Storer records the Massachusetts name of black perch. Other common names on the coast are black will (Middle States) and rock bass (New Bedford).

The sea bass is found from Vineyard sound southward, its southern limit not being accurately determined, but probably not extending below Cape Hatteras. The southern form, which was described by Linnaeus from South Carolina, may be distinct from the northern, and if so it should be designated by the Linnaean name *a t r a r i a*.

The northern form has been found occasionally north of Cape Cod, at Nahant, Salem, and Beverly bar. Dr Smith reported it as very common at Woods Hole in 1898, where it arrives in May and departs from the inshore waters about October 1, being most abundant from July to September. It spawns there in June. The young are first seen about August 1. The maximum weight is 6 pounds. In 1900 the sea bass was said to be remarkably scarce

at Woods Hole. According to the observers of the Fish Commission this fish is decreasing rapidly in numbers. Handlining, even on the spawning grounds off Hyannis was remarkably poor and young fish were less numerous than usual. As a rule the first adults appear in their seasonal migration during the first or second week in May, when the water has reached a temperature of 48° to 50° F. However, in spite of the cold of 1900, they appeared at Cuttyhunk and Menemsha Bight on April 28—with one exception the earliest arrival recorded in 25 years. Formerly the young were abundant everywhere, but at present they are restricted to a few localities—Katama bay, Quisset harbor, and Wareham river. The first fry were seined July 31 and measured $\frac{3}{4}$ of an inch in length. On October 20 young fish 2 to 3 inches long were very plentiful in Katama bay.

In 1884 the writer obtained young examples only, and these in moderate numbers, at Fire Island near the end of September. In 1890 a few individuals were observed in a net at Islip. In 1898, adults were taken in abundance offshore at Southampton in August and halfgrown specimens were secured from a pound at Islip. Young sea bass were rather common at Point of Woods, Great South bay, Clam Pond Cove, Fire Island inlet, Oak Island beach, and Nichols's Point. In the summer of 1901, early July to the middle of October, only a few young individuals were taken, and these were secured in eel pots off Widows' Creek, Great South bay.

The sea bass makes its appearance in Gravesend bay in May. It is not abundant. The young in October are found in the eel grass, measuring from $1\frac{1}{2}$ to 2 inches in length. The species is well adapted to life in aquarium tanks during all but the coldest months.

The sea bass is distinguished for its voracity and its persistent biting. The young are found in the channels of shallow bays and about wharves and landings. Large fish frequent the offshore banks where the bottom is rocky. A famous locality is Five Fathom bank, off the coast of New Jersey. In the shallow waters of Great Egg Harbor bay hundreds of small-sized sea

bass may be taken in a day, and it is difficult to find a locality which is free from them. Their food consists of shrimp, crabs, sea worms, squid, small fishes and all other animals of suitable size. The species is sluggish in its habits and resembles the tautog in its tendency to hide in rock crevices. The sea bass breeds in the summer months and the young grow rapidly. The eggs have been hatched artificially, and when it becomes desirable the fry can be produced in vast quantities. The eggs are $\frac{1}{8}$ inch in diameter and hatch in 5 days in water at the temperature of 59° or 60° F. At Woods Hole Mass. they are deposited in June.

This is a valuable food fish, reaching a length of 18 inches and the weight of 6 pounds.

Genus **DULES** Cuvier

This genus is close to *Prionodes*, from which it differs in the possession of but six branchiostegals, and in the truncate form of the caudal fin. In one species the third dorsal spine is prolonged in a whiplike-spine. Three American species.

265 *Dules auriga* (Cuv. & Val.)

Coachman

Dules auriga CUVIER & VALENCIENNES, Hist. Nat. Poiss. III, 112, pl. 51, 1829, Brazil; DE KAY, N. Y. Fauna, Fishes, 34, pl. 19, fig. 54, 1842, New York harbor, perhaps erroneously so ascribed, but given on the authority of Mr Hamilton; GÜNTHER, Cat. Fish. Brit. Mus. I, 266, 1859; JORDAN & GILBERT, Bull. 16, U. S. Nat. Mus. 542, 1883; JORDAN & EVERMANN, Bull. 47, U. S. Nat. Mus. 1220, 1896.

Serranus brasiliensis JORDAN, Proc. U. S. Nat. Mus. 533, 1886.

Serranus flaviventris JORDAN & EIGENMANN, Bull. U. S. F. C. VIII, 406, 1890.

Body rather deep and compressed, its depth contained two and four fifths times in total length without caudal, and equal to the length of the head; anterior profile steep and nearly straight; mouth rather small, the lower jaw projecting; pre-orbital rather narrow, as broad as pupil; eye two sevenths as long as the head; snout one fourth length of head; top of head naked; the frontal area large and well defined, broader than long; occipital crest low and short, shorter than the frontal area; teeth small, with no marked canines; length of maxillary five twelfths length of head; gill rakers short and slender, nine

developed below the angle and from three to five rudiments; scales large, those above in series parallel with the lateral line; scales on breast small. Third dorsal spine extremely long, reaching beyond middle of soft dorsal; other spines all short and even; soft dorsal moderate, a little scaly at base; dorsal not notched; caudal truncate; second anal spine about one third as long as the head, equal to third, and a little stouter; pectoral about one half as long as the head.

D. X, 13; A. III, 7; scales 6-48-15, pores 45 to 50; B. 6.

Coloration in spirits brownish; a dark area from front of anal up to soft dorsal; before this a whitish area; upper parts with faint, interrupted dark streaks along the rows of scales; a dark band upward from middle of base of ventrals; fins clouded. Length 10 inches. (After *Jordan & Evermann*)

De Kay described a specimen $4\frac{1}{2}$ inches long as of a yellowish-gray color, with three or more dusky vertical bands, and with ventral fins tinged with blackish toward their tips. He regarded it as an accidental visitor from the tropics. The subject of his notes was an example seen several years prior to the publication of his work in the collection of Mr Hamilton, who informed him that it had been taken in the harbor of New York. There appears to be no later record of the occurrence of the species on our coast. De Kay refers to a specimen from Jamaica, but the range is generally restricted to the coasts of Brazil and Uruguay.

Genus **RYPTICUS** Cuvier

Body oblong, compressed, covered with very small, smooth, embedded scales. Lateral line normal; head scaly. Mouth rather large, oblique, the lower jaw the longer; maxillary with a supplemental bone, as in *Epinephelus*, with which genus this form agrees in general osteology; smooth area on top of cranium very large, transversely convex, much longer than the supraoccipital crest; interorbital area very narrow; parietal and supraoccipital bones short, with feeble crests which do not extend on the frontals; premaxillaries reaching frontals, which have a fossa in front; teeth all villiform, in

bands on jaws, vomer, and palatines; preopercle crescent-shaped, without angle or serratures, but provided with two or three spinous hooks on the posterior margin; opercle with two or three spines; gill rakers short. Branchiostegals 7. Dorsal fins separate, the first of two or three (rarely four) small spines, the second of many (about 25) soft rays; anal long, rounded, of soft rays only; caudal rounded; pectorals rounded, nearly symmetrical, of 17 rays; ventrals small, I, 5, inserted slightly before pectorals, the spine short and strong. Vertebrae $10+14=24$. Skeleton generally similar to that of *Epinephelus*.

Subgenus **PROMICROPTERUS** Gill

266 *Rypticus bistrispinus* (Mitchill)

Soapfish

Bodianus bistrispinus MITCHILL, Am. Month. Mag. II, 247, February, 1818, Bahamas.

Rhypticus maculatus HOLBROOK, Ichth. S. C. ed. 1, 39, pl. 6, fig. 2, 1856; ed. 2, 42, 1860, Cape Romain S. C.; GÜNTHER, Cat. Fish. Brit. Mus. I, 173, 1859; JORDAN & GILBERT, Bull. 16, U. S. Nat. Mus. 543, 1883.

Rhypticus decoratus JORDAN & GILBERT, op. cit. 543, 1883.

Rypticus bistrispinus JORDAN & EIGENMANN, Bull. U. S. F. C. VIII, 338, 1890; JORDAN & EVERMANN, Bull. 47, U. S. Nat. Mus. 1233, 1896, pl. CXCIV, fig. 509, 1900.

This species has a moderately deep body, its depth greater than the length of the head, specially in the adult in which the back is considerably elevated; profile of head much depressed before eye, the sharp snout abruptly projecting. The length of the head is one third of the standard body length; the depth of body is contained from two and one third to two and two thirds times in its length; the eye in adult nearly as long as snout, its length contained five and one half times in length of head; maxillary three sevenths as long as the head, reaching to below posterior margin of eye; preopercle with only two developed spines, the uppermost usually wholly wanting; the median spine often divided, the lower one largest and directed partly downward; opercular spine small; first dorsal spine a little lower than second, which is nearly or quite free from the soft rays; gill rakers short and thick, close set, eight to 10 in number. D. II, 25; A. 14 or 15.

Color. Dusky olive brown, somewhat clouded; sides with a few irregular whitish spots; young spotted with brownish.

South Atlantic coast, U. S., straying northward to coast of Rhode Island. The species is frequently taken in moderately deep water off Charleston, Pensacola and Key West. Mitchell described it from the Straits of Bahama. The common name is given in allusion to the soapy feeling of the skin. The fish is small and has no value for food. Nothing is recorded of its habits.

Family **LOBOTIDAE**

Triple-tails

Genus **LOBOTES** Cuvier

Body oblong, compressed, and elevated, covered with moderate-sized, weakly ctenoid scales; profile of head concave, the snout prominent; mouth moderate, oblique, with thick lips; upper jaw very protractile; lower jaw the longer; maxillary without supplemental bone; jaws with narrow bands of villiform teeth, in front of which is a row of larger conical teeth directed backward; no teeth on vomer or palatines; preorbital narrower than eye; preopercle strongly serrate. Branchiostegals six. Dorsal fin continuous, with 12 spines which may be depressed in a shallow groove; soft rays of dorsal and anal fins elevated; anal spines graduated; bases of soft dorsal and anal thickened and scaly; caudal rounded. Air bladder present. Pyloric caeca three.

267 *Lobotes surinamensis* (Bloch)

Flasher; Triple-tail

Holocentrus surinamensis BLOCH, Ichthyol. pl. 243, 1790, Surinam.

Bodianus triurus MITCHILL, Trans. Lit. & Phil. Soc. N. Y. I, 418, pl. III, fig. 10, 1815, Powles Hook, N. J.

Lobotes auctorum GÜNTHER, Cat. Fish. Brit. Mus. I, 338, 1859.

Lobotes surinamensis CUVIER & VALENCIENNES, Hist. Nat. Poiss. V, 319, 1830;
DE KAY, N. Y. Fauna, Fishes, 88, pl. 18, fig. 49, 1842, New York;
HOLBROOK, Ichth. S. C. ed. 1, 159, pl. 23, fig. 2, 1856; JORDAN & GILBERT, Bull. 16, U. S. Nat. Mus. 555, 1883; JORDAN & EVERMANN, Bull. 47, U. S. Nat. Mus. 1235, 1896, pl. CXCIV, fig. 510, 1900; H. M. SMITH, Bull. U. S. F. C. 1897, 100, 1898; SHERWOOD & EDWARDS, Bull. U. S. F. C. 1901, 28, 1901, Narragansett Bay.

The body is oblong, deep, its depth four ninths of its length without the caudal; least depth of caudal peduncle three tenths

of body depth; profile of head very oblique; nuchal region convex; head short, its length less than one third of total without caudal; lower jaw prominent; maxillary very heavy, extending beyond middle of orbit, its width one half diameter of eye; snout about equal to eye which is one sixth as long as the head; scales around eye very small, those on opercle large; first dorsal spine shortest, two thirds as long as the second, two fifths as long as the third, one fourth as long as the fifth and longest, which is three eighths as long as the head; the longest ray of soft dorsal is one half as long as the head, and about equal to the longest ray of the anal; anal spines graduated, the first being two thirds as long as the eye and the third one fourth as long as the head; the pectoral reaches to below the seventh spine of the dorsal, its length one half the length of head; the ventral origin is under the lower axil of the pectoral; the ventral fin equals the postorbital part of the head in length, and reaches to below the tenth spine of the dorsal. Base of soft dorsal, anal, and caudal with fine scales. D. XI, I, 16; A. III, 11; V. I, 5; P. I, 15; scales 59 (pores about 53).

Blackish above, silvery gray on the sides, often blotched and tinged with yellow; fins dusky gray, sometimes mingled with yellow.

The flasher is a large species, found in all warm seas, ranging on our coast from Cape Cod to Panama; it reaches the length of 3 feet and is used for food. At Woods Hole, according to Dr Smith, it is very rarely taken. Specimens were secured, however, in August 1873, December 1875, Sep. 20, 1886, and in August 1890. The individual obtained in 1886 was caught in a trap at Menemsha, Martha's Vineyard. The Rhode Island Fish Commission has a specimen weighing 6 pounds and measuring 22 inches, which was taken Sep. 10, 1900, in a trap off Prudence island, Narragansett bay. The example described and figured by Mitchill was taken at Powles Hook N. J. According to Mitchill specimens weighing four or five pounds were occasionally secured, and the fish was sometimes called black grunt. De Kay knew the fish only from the accounts of it given by Mitchill and Holbrook.

Family PRIACANTHIDAE

Catalufas

Genus PRIACANTHUS Cuvier

Scales very small, 80 to 100 in the lateral line; body oblong, more than twice as long as deep; preopercle with a spine at angle; interorbital area externally transversely convex, the cranium itself transversely concave, the elevation being formed of flesh; a conspicuous foramen in the interorbital area; lateral line extending upward and backward from upper angle of gill opening toward second dorsal spine, below which it changes its course, following outline of back to end of dorsal fin, thence direct to middle of caudal; anal fin rather long, its rays about III, 14; dorsal rays about X, 13. Species rather numerous, in the tropical seas.

268 *Priacanthus arenatus* Cuv. & Val.*Catalufa; Bigeye*

Priacanthus arenatus CUVIER & VALENCIENNES, Hist. Nat. Poiss. III, 101, 1829, Brazil; JORDAN & GILBERT, Bull. 16, U. S. Nat. Mus. 971, 1883; JORDAN & EVERMANN, Bull. 47, U. S. Nat. Mus. 1237, 1896, pl. OXCV, fig. 511, 1900; H. M. SMITH, Bull. U. S. F. C. 1897, 100, 1898, Woods Hole, Mass.

Priacanthus macrophthalmus CUVIER & VALENCIENNES, Hist. Nat. Poiss. III, 97, 1829, based upon *Anthias macrophthalmus* BLOCH, an Asiatic species; GÜNTHER, Cat. Fish. Brit. Mus. I, 215, 1859; JORDAN & GILBERT, Bull. 16, U. S. Nat. Mus. 544, 1883.

Body oblong, compressed, moderately long, its greatest depth about one third of the total length without caudal; the caudal peduncle slender, its least depth equal to length of snout. The head is rather short, about two sevenths of total without caudal; the snout is short, one fourth as long as the head, and two thirds as long as the eye; the interorbital space is narrow and convex; the posterior nostrils are in a common oblong opening within which is a septum considerably below the surface; gill rakers 20 to 23; the maxillary is broad posteriorly and reaches to below the front of the pupil; the lower jaw projects considerably; preopercle with an oblique point at its angle; opercle with a flat pointed spine, not projecting. Dorsal spines all slender, the first only one half as long as the last and two ninths as

long as the head; the anterior portion of the spinous dorsal is regularly graduated; no notch between the spines and soft rays and the soft rays are not longer than the spines; dorsal spines more or less granulate on the edges. Caudal slightly concave, its lobes subequal, the middle rays nearly one half as long as the head. Ventral origin slightly in advance of origin of spinous dorsal; the fin reaches to a point nearly under the eighth spine of the dorsal, but not to the anal origin. Pectorals about one half as long as the head. First anal spine two thirds as long as the third, and one fourth as long as the head; the longest anal ray is less than one half as long as the head. D. X, 14; A. III, 15; V. I, 5; P. I, 16; scales 9-98 to 115-42; pores wanting on some of the scales.

Color, silvery red; anal, soft dorsal, and caudal with a black edge; no spots on dorsal; posterior half of ventral black; about eight small dark blotches along lateral line, the largest less than one half as long as the pupil.

The catalufa is a native of the tropical parts of the Atlantic; it has been recorded from Brazil, the West Indies, and Madeira, and sometimes migrates northward in the Gulf Stream to Narragansett Bay, Vineyard sound, and neighboring waters in summer.

At Woods Hole it is rare; seven specimens were obtained in September and October 1876, and afterward for several years three or four were caught annually. On Oct. 2, 1888, a specimen $3\frac{3}{4}$ inches long was taken in a seine at Quisset Harbor.

Genus **PSEUDOPRIACANTHUS** Bleeker

Scales large, very rough, 35 to 50 in the lateral line; body ovate, not twice as long as deep; preopercle with two small spines at angle; interorbital space broad and flat, there being little flesh between skin and skull; no foramen in interorbital area; lateral line changing its course below the fourth dorsal spine; anal short, its rays III, 9 to 11; dorsal X, 11. Otherwise essentially as in *Priacanthus*, the species living in deeper water.

269 *Pseudopriacanthus altus* (Gill)*Short Bigeye*

- Priacanthus altus* GILL, Proc. Ac. Nat. Sci. Phila. 132, 1862, Narragansett Bay; JORDAN & GILBERT, Bull. 16, U. S. Nat. Mus. 545, 1883.
- Pseudopriacanthus altus* GOODE & BEAN, Bull. Essex Inst. XI, 20, 1879; JORDAN & EIGENMANN, Proc. U. S. Nat. Mus. 269, 1887; JORDAN & EVERMANN, Bull. 47, U. S. Nat. Mus. 1239, 1896, pl. CXCIV, fig. 512, 1900; H. M. SMITH, Bull. U. S. F. C. 1897, 100, 1898; op. cit. 1901, 33, 1901, Woods Hole, Mass.

Body ovate, compressed, its greatest depth one half of the total length without caudal; the caudal peduncle short and stout, its least depth two thirds of its length and equal to post-orbital part of head. Profile little oblique; mouth large, sub-vertical; snout short, one half as long as the eye, which is nearly one half as long as the head; maxillary very broad posteriorly, its width nearly one half its length, extending to beyond the middle of the pupil. Head large, nearly two fifths of total length without caudal; teeth in upper jaw in a narrow villiform band, the outer series enlarged; similar teeth in the lower jaw, but the inner teeth larger than in the upper jaw; preorbital strongly serrate, narrow, one half diameter of pupil; preopercle serrate, the serrae of the lower margin largest; no preopercular spine; opercle and subopercle serrate on their lower margins. Dorsal spines from the first to the fifth graduated, the first two fifths as long as the fifth, which is as long as the snout and eye combined; the last spine is one half as long as the head; the first soft ray is two thirds as long as the head, and the longest soft ray equals the length of the head without the snout, the last dorsal ray is about as long as the first dorsal spine. The caudal is slightly convex, its middle rays equal to snout and eye combined. Anal spines graduated, the first one third as long as the head, the third nearly one half as long as the head; the anterior soft rays are produced as in the dorsal, the longest as long as snout and eye combined. The short and broad pectorals are nearly one half as long as the head. Ventrals large, extending to the third spine of anal fin. Scales all extremely rough, very strongly ctenoid, smallest on the head, but larger on the

maxilla than elsewhere on the head; lateral line ascending over the pectoral, then nearly following the outline of the back to the caudal peduncle, where it becomes median.

D. X, 11; A. III, 9; scales 10-45-23.

Color in life bright red or crimson; the fins, except the pectorals, with black tips; the eye glowing like molten gold.

The species is found in rather deep water in the West Indies and from the Caribbean to Charleston, the young often following the Gulf Stream northward in summer to Cape Cod. The largest individual recorded is 11 inches long. Most of the specimens taken near Cape Cod are small. The northern limit of the fish appears to be Marblehead Mass., where an example was taken Sep. 3, 1859.

The type of the species was collected in Narragansett bay. Individuals were obtained at Woods Hole Mass., Sep. 29, 1875, Sep. 26, 1877 and Nov. 28, 1885. On Nov. 1, 1890, a specimen was found in the Acushnet river, at New Bedford. In 1899 over 100 specimens were taken at Woods Hole, and in 1900 only nine were observed between August 15 and September 8. The writer obtained the species in moderate numbers in the Gulf of Mexico in 1886. The colors of large individuals appear to be less brilliant than in the young, but the fish is always strikingly handsome.

Family LUTIANIDAE

Snappers

Genus NEOMAENIS Girard

Body oblong, compressed, the back somewhat elevated; head long, naked above, except for a broad oblique band of scales at the nape; nostrils normally close together, neither with a tube; mouth large, the jaws with bands of villiform teeth, besides which there is usually an outer series of larger teeth in each jaw, and two to four stronger teeth or canines in front of upper jaw; vomer with villiform teeth; villiform teeth on the palatines; usually one or more patches of teeth on the tongue in the adult; no molar teeth; no teeth on pterygoids; preopercle without notch or with a shallow emargination; posterior limb

of preopercle finely serrate; gill rakers rather few, shortish; soft rays of dorsal and anal scaly at base; dorsal spines 10 (rarely 11), continuous with the soft rays; caudal lunate or forked; anal rays seven to nine. Interorbital area not flat nor separated from the occipital region, the median and lateral crests procurrent on it, and the frontal narrowed forward; fronto-occipital crest ceasing anteriorly far from front of frontal, usually behind eye; prefrontal with posterior areas impressed, long and cribriform; parietal crest not confluent with orbital rim, but nearly or quite joined anteriorly to fronto-occipital crest (in species examined); prefrontals with the articular facets arising from diverging V-shaped ridges; basisphenoid with an anterior lobiform extension. Vertebrae 10+14=24.

270 *Neomaenis griseus* (Linnaeus)

Gray Snapper; Mangrove Snapper

Labrus griseus LINNAEUS, Syst. Nat. ed. X, I, 283, 1758.

Mesoprion griseus CUVIER & VALENCIENNES, Hist. Nat. Poiss. II, 469, 1828, San Domingo.

Lobotes emarginatus BAIRD & GIRARD, 9th Smithson. Rep. 332, 1855, Beesley's Point, N. J.

Mesoprion caballerote POEY, Repertorio, II, 157, 1868.

Lutjanus caballerote POEY, Syn. Pisc. Cubens. 293, 1868; JORDAN & GILBERT, Bull. 16, U. S. Nat. Mus. 921, 1883; GOODE & BEAN, Proc. U. S. Nat. Mus. VI, 42, 1884.

Lutjanus stearnsii GOODE & BEAN, Proc. U. S. Nat. Mus. I, 179, 1878, Pensacola Fla.; GOODE, Fish & Fish. Ind. U. S. I, 396, pl. 142, 1884.

Lutjanus griseus JORDAN & SWAIN, Proc. U. S. Nat. Mus. 439, 1884; JORDAN & FESLER, Rept. U. S. F. C. 1889 to 1891, 441, 1893.

Neomaenis griseus JORDAN & EVERMANN, Bull. 47, U. S. Nat. Mus. 1255, 1898; H. M. SMITH, Bull. U. S. F. C. 1897, 100, 1898; op. cit. 1901, 33, 1901.

Body elongate, its depth about one third of total length without caudal; back not much compressed; profile from snout to nape almost straight; outline of back slightly convex. Head rather large, four elevenths of total length without caudal; the snout pointed, one third as long as the head; eye small, two thirds as long as the snout, rather more than one fifth as long as the head; preorbital broad, about as broad as the interorbital space which is gently convex and one sixth of length of head; occipital keel low. Mouth large, the jaws nearly equal in front;

the maxillary reaches to below front of pupil, its length contained two and three fifths times in length of head; eight developed gill rakers on the first arch, one above and seven below the angle, the longest one half as long as the eye; there are seven rows of scales on the cheeks; the single patch of lingual teeth twice as long as broad; vomerines in a triangular patch on the head, with a long, narrow backward extension; palatines in a broad band; scales extend upon the membranes of the dorsal, anal and caudal fins for about one half their height, or rather more on the caudal; two very strong canines in the upper jaw, and two much smaller ones between these and the symphysis; mandible without enlarged canines; preopercle finely serrate above, coarsely serrate at angle, the posterior margin nearly vertical, with a broad and deep notch; scales comparatively large, in horizontal rows below the lateral line, those above lateral line running parallel with it till below the soft dorsal, where they become slightly irregular and oblique; seven rows of scales on cheek; an embedded row on interopercle; a row on subopercle, and seven rows on opercle; temporal region with about three rows of large scales; top of head, snout, and jaws naked.

The first dorsal spine is one eighth as long as the head, one half as long as the second and the last; the fourth and longest spine is one third as long as the head; the longest ray of the soft dorsal is equal to the longest spine; the last ray is one half as long as the upper jaw. The caudal is slightly emarginate, the upper lobe slightly the longer, the middle rays five ninths as long as the head. The first anal spine is three sevenths as long as the third which is nearly as long, but not so strong, as the second and nearly one fourth as long as the head; the second anal ray is longest, nearly four ninths as long as the head, and more than one seventh of total length without caudal. Ventrals one fifth of total length without caudal; pectorals one fourth of the same length, and scarcely reaching vent. B. VII; D. X, 14; A. III, 8; V. I, 5; P. I, 16; scales 7-47 to 50-12 to 14; 47 pores in lateral line.

The edge of the spinous dorsal membrane is black. The caudal has a narrow black margin. The included portion of the maxilla is brown. The scales of the body below the lateral line have median golden stripes, as in some species of *Mugil*.

Color in life, very dark green above, the middle part of each scale brassy black, its edge broadly pearly whitish; below lateral line the duskiess of the middle of the scale passes into brassy, and below into bright coppery, the belly and lower parts of head being more or less distinctly bright coppery red; the lower jaw grayish; no blue stripe below eye except in the very young; top of head blackish olive; dorsal blackish, its margin darker and tinged with maroon red; soft dorsal dusky, anteriorly slightly edged with whitish; caudal violaceous or maroon black; anal wine color, edged with whitish; pectorals pale flesh color; ventrals whitish, faintly marked with reddish. Young with a blackish band from snout through eye to nape; a blue streak below eye; spinous dorsal with a maroon colored band along edge.

The gray snapper inhabits the West Indies, the Caribbean sea and southward to Brazil, the Gulf of Mexico, and our Atlantic coast northward regularly to New Jersey, and, frequently, to Cape Cod. The fish is valuable as food; it probably reaches a length of nearly 3 feet and the weight of 20 pounds. Only young examples have been identified with certainty from the Cape Cod region. On Sep. 21, 1897, a specimen, $2\frac{1}{2}$ inches long, was taken in Eel pond, at Woods Hole Mass., and on Sep. 26, 1897, an individual 2 inches long was caught in Great Harbor, Woods Hole. This is the first record of its occurrence in the locality. On Aug. 29, 1900, five specimens, the largest $1\frac{1}{2}$ inches long, were taken in Katama bay, near Woods Hole, according to Dr Smith. In these "the general color is pale, with 6 to 8 narrow, dark, longitudinal stripes; spinous dorsal fin dark, with a sharply defined blackish bar involving the distal part of the fin, the extreme edge being white."

271 *Neomaenis blackfordi* (Goode & Bean)

Red Snapper

Lutjanus blackfordii GOODE & BEAN, Proc. U. S. Nat. Mus. I, 176, 1878 (full description of adult); II, 137, 138, 1879, characters and measurements of young; GOODE, Game Fishes N. A., 16, 1878, with colored plate.

- Lutjanus blackfordi* JORDAN & GILBERT, Bull. 16, U. S. Nat. Mus. 549, 1883; BEAN, 19th Rep. Comm. Fish. N. Y. 263, pl. XVI, fig. 20, 1890.
- Lutjanus campeachianus* JORDAN & GILBERT, op. cit. 971 (not *Mesoprion campeachanus* POEY, Mém. Cub. II, 149, 1860); JORDAN, Proc. U. S. Nat. Mus. VII, 35, 1884.
- Neomaenis aya* JORDAN & EVERMANN, Bull. 47, U. S. Nat. Mus. 1264, 1898, pl. CXCVII, fig. 516, 1900 (not *Bodianus aya* BLOCH, Ichthyol. 227, 1790); H. M. SMITH, Bull. U. S. F. C. 1897, 100, 1898.
- Neomaenis blackfordi* H. M. SMITH, Bull. U. S. F. C. 1901, 33, 1901.

Body much compressed; its upper profile ascending from the snout, with a slight concavity in front of eye, to the origin of the spinous dorsal, thence descending in a long curve to the base of the caudal; under profile much less arched. Jaws equal. Greatest height of body equals length of head, which is three eighths of total length without caudal. Least depth of caudal peduncle equals one third of the distance from the snout to the pectoral. Preoperculum finely and evenly serrated, except at the angle, where the denticulations are coarser; a slight emargination above the angle, in which is received an elevation upon the interopercle, and two shallower emarginations above. Maxillary not reaching to below front of orbit; mandible not below middle of orbit. Lingual teeth in two patches. Vomerine patch a quadrilateral figure, with concave sides, and with the longest sides posteriorly. Palatine patches somewhat spatulate, broadest posteriorly. Eye circular, its diameter contained seven and one third times in length of head. Snout nearly equal to maxillary. Mandible equal to one half height of body at ventrals. Distance of spinous dorsal from snout about three times length of snout; length of its base about equal to pectoral. Longest dorsal spine three times as long as the first, and twice as long as the second anal spine; it is nearly as long as the snout. The longest dorsal ray (sixth) is contained three and one fourth times in the length of the head. The anal base is a little longer than the mandible; the first anal spine is one half as long as the second, which is one third as long as the ventral fin; the third spine is slenderer and slightly longer than the second; the longest ray of the anal is twice as long as the snout. Caudal much emarginate, crescent-shaped; the middle

rays two thirds as long as the outer. Pectoral midway between snout and origin of anal, its length twice that of the maxillary. Ventral as long as snout and eye combined, slightly more than one half as long as head; it extends to below the eighth spine of the dorsal. B. VII; D. X, 14; A. III, 9; V. I, 5; P. I, 16; scales 8 to 9-50-15 to 16; gill rakers on lower arch, 8.

The scales extend half the length of the anal rays on the membrane; on the external caudal rays they extend nearly to the tip, and with slight traces upon the spinous dorsal in front of the spines; and in the soft dorsal somewhat more extended.

Color uniform scarlet. Center of scales lighter, also the belly, which is silvery; inside of axil of pectoral darker maroon.

On Oct. 26, 1887, Mr E. G. Blackford, Fish Commissioner of the State of New York, forwarded to the National Museum a young red snapper, four and one half inches long, which was caught in Great South bay, at Bay Shore, Long Island. This is the smallest red snapper that we have obtained, and it is the first record of the occurrence of the species so far north. The specimen has been catalogued as 39213 of the *Museum Fish Register*.

As in other young fishes the size of the eye, the length of the head and the colors are different from these characters in the adult.

A description of the colors of the fresh fish follows:

A dark band nearly as wide as the diameter of the eye is placed immediately in front of the spinous dorsal; it fades out about the median line of the body. Three similar bands, and of like size, under the dorsal, separated by narrow interspaces and fading out below. The fourth band contains a blotch as large as the eye, which passes slightly beneath the lateral line. A fifth band is under the last third of the soft dorsal and continues backward to the caudal, not descending below the lateral line. The second and third bands are traversed vertically by a narrow median stripe of the rosy body color. Membrane of dorsals and caudal with a narrow black edge. Spine and external ray of ventral milk white. Anal rosy, except membrane of first two spines and last three rays, which is milk white.

On July 12, 1890, Mr Vinal N. Edwards obtained a specimen of the red snapper, which weighed 12 pounds, from a bass trap set in 10 feet of water, at Menemsha, Martha's Vineyard. Mr Edwards believed this to be the first one taken on the Massachusetts coast, but thought one was caught some years ago near Block Island.

On October 10, 1890, a specimen weighing $8\frac{1}{2}$ pounds was taken at the same place. On September 7 and 11, and October 20, 1900, nine specimens were taken in the vicinity of Woods Hole Mass. and recorded in the article of Dr Smith. The largest of these was under 2 inches long. Dr Smith described the colors as follows: "General color, red like the adult fish; body marked by about seven double dark cross-bands; in the cross-band nearest the junction of the two parts of the dorsal fin is a large jet black blotch extending from the fin to below the lateral line; spinous dorsal dusky; soft dorsal with a dusky median zone and a dark edge; caudal pale, with a dark narrow border."

The red snapper has become one of the most famous fishes of our northern markets, and is always attractive on account of its large size, brilliant color, and the excellence of its flesh. We know that the species is to be found on our east coast from Cape Cod to the Carribbean sea. It is rare, however, north of Cape Hatteras and the principal fisheries are located off the coasts of Georgia and Florida, and in the Gulf of Mexico.

When the red snapper was named in honor of Mr Eugene G. Blackford, in recognition of his invaluable contributions to the science of ichthyology, the describers of the species had carefully considered the question of nomenclature and satisfied themselves that none of the names known to them could with certainty be associated with this fish. Various earlier names have been suggested from time to time by several authors as possibly available for the species. In 1883 Dr D. S. Jordan considered it to be the *L. campechianus*, described by Poey in 1860. This, however, is a species with much smaller scales if the description be accurate. The type has not been examined by any one in the United States so far as I am informed.

A little later Dr Jordan suggested that the name *Lutjanus vivanus* of Cuv. & Val. should be accepted for the red snapper; but my examination of the types of this species in the Museum at Paris showed it to be a small *Lutjanus*, and very distinct in every way from *L. blackfordi*. In recent lists Dr Jordan has adopted the specific name *aya* of Bloch, published in 1787 in the *Ausländische Fische*. This name was used for a species of *Lutjanus* more than twenty years ago by Dr Theodore Gill.

I will now state what may be learned from the literature concerning the *aya*. The *Bodianus aya* of Bloch is distinctly based upon the *Acara aya* of Maurice, prince of Nassau, as set forth in his mss, tome 2, page 351. The plate published by Bloch is copied from a drawing by Prince Maurice, and his description is drawn from the same source. The fish which formed the subject of the description and illustration by the prince of Nassau was the *aya* or *Garanha* of Brazil, a red species, said to attain to a length of 3 feet. The *aya* is distinctly described as having 9 spines and 18 articulated rays in the dorsal. It is represented as having 40 scales in the lateral line, and the scales are said to be ornamented with silvery, submarginal stripes. Bloch was informed that the fish was known to the French, Germans and English as the *aya* and to the Brazilians as the *garanha*. Elsewhere in the description the general color is said to be red, the back dark red, and the belly silvery. This is all the information to be derived from Bloch's account of the species, and if the data mentioned are to be relied upon, the fish is certainly not our red snapper. We have no other knowledge concerning the *aya* of Brazil. It has not been shown that our species ranges so far south and several red forms resembling *L. blackfordi* are associated with it. Various interpretations of the *aya* have appeared in ichthyological works. Dr Günther, in his *Catalogue of Fishes in the British Museum*, vol. I, page 198, adopts the name for a small-scaled *Lutjanus*, which has 65 scales in the lateral line and 32 in a transverse series. Of this he has a fine

specimen from South America. A very curious translation of the earlier descriptions of the *aya* is to be found in Lacépède's account of the species, which is given below. The diagnostic characters are stated as follows:

Nine spines and 18 articulated rays in the dorsal; one spine and eight divided rays in the anal; the caudal crescent-shaped; each opercle terminating in a long and flat spine; the general color red; the back blood color; the belly silvery.

The author, in another part of his *Natural History of Fishes*, writes:

A figure of the *aya* has been published by Marcgrave, Piso, Willughby, Jonston, Ruysch, the prince of Nassau [Maurice] and Bloch, who has copied the drawing of Prince Maurice. It is found in lakes of Brazil. It frequently reaches a length of one meter, and it is so plentiful that large numbers of this species are salted or sun-dried for export. It may be very desirable and, perhaps, sufficiently easy to acclimatize this large and beautiful *bodianus*, the flesh of which is very agreeable to the taste, in the fresh waters of Europe, and particularly in lakes and ponds of France.

Family HAEMULIDAE

Grunters

Genus **ORTHOPRISTIS** Girard

Body moderately elongate, compressed, the back arched; head compressed, the snout usually long; mouth rather small, placed low; teeth in jaws in villiform bands, the outer teeth above somewhat enlarged; eye moderate; preopercle with its vertical limb straight, finely serrate or entire; gill rakers rather long and slender; dorsal spines rather slender, 12 or 13 in number, the fin usually not much notched; soft dorsal long and low, usually with 15 or 16 rays, the membranes usually naked; anal spines small; caudal lunate. Scales rather small, those above lateral line arranged in series not parallel with it; usually no smaller accessory scales at base of the larger ones. This genus contains a considerable number of species differing from *Pomadasys* in the long anal fin, the smaller scales, and in the less development of the dorsal spines. Nearly all the species are American.

272 *Orthopristis chrysopterus* (Linnaeus)*Pigfish; Hogfish*

- Perca chrysoptera* LINNAEUS, Syst. Nat. ed. XII, 485, 1766, Charleston, S. C.
Labrus fulvomaculatus MITCHILL, Trans. Lit. & Phil. Soc. N. Y. I, 406, 1815,
 New York.
- Pristipoma fasciatum* CUVIER & VALENCIENNES, Hist. Nat. Poiss. V, 285,
 1830, New York, young; GUNTHER, Cat. Fish. Brit. Mus. I, 301, 1859,
 New Orleans.
- Haemulon fulvomaculatum* DE KAY, N. Y. Fauna, Fishes, 84, pl. 7, fig. 21,
 1842, New York; HOLBROOK, Ichth. S. C. 156, pl. 22, fig. 2, 1856.
- Pristipoma fulvomaculatum* GUNTHER, Cat. Fish. Brit. Mus. I, 301, 1859,
 copied from HOLBROOK.
- Orthopristis duplex* GIRARD, U. S. Mex. Bd. Surv. Zool. Fish. 15, pl. 9, figs.
 1 to 4, 1859, Texas.
- Pomadasys fulvomaculatus* JORDAN & GILBERT, Bull. 16, U. S. Nat. Mus. 551,
 1883.
- Orthopristis chrysopterus* BEAN, Bull. U. S. F. C. VII, 142, pl. III, fig. 11,
 1888; JORDAN & FESLER, Rept. U. S. F. C. 499, 1893; BEAN, Bull. Am.
 Mus. Nat. Hist. IX, 366, 1897; JORDAN & EVERMANN, Bull. 47, U. S. Nat.
 Mus. 1338, 1898, pl. CCX, fig. 541, 1900.

Body oblong, compressed, not much elevated. The depth of the body is one third of the length, which is three and one third times the length of the head; head long; snout conic; mouth low and small, the maxillary barely reaching to the nostrils; outer teeth slender and rather short; eye placed high, $4\frac{1}{2}$ in head, nearly midway in its length, its diameter two thirds depth of the broad preorbital; dorsal and anal entirely naked, with a sheath of scales at base; anterior spines of dorsal higher than the posterior, which are lower than the soft rays; anal spines short, graduated; pectoral moderate, reaching past tips of ventrals; caudal forked, the upper lobe the longer. Length 1 foot to 15 inches.

D. XII, 16; A. III, 12; Lat. 1, 75; pyloric caeca six.

Light brown, silvery below; sides with numerous orange colored and yellow spots; those above the lateral line in oblique series, those below in horizontal; vertical fins with similar spots; head bluish with yellow spots; angle of mouth and gill membranes with orange.

The pigfish ranges along the Atlantic coast from New York southward; adult individuals are rarely seen even as far north as New Jersey, but the young are common.

At Beesley's Point N. J. Aug. 10, 1887, many young individuals were taken in the seine. D. XII, 16; A. III, 13; scales, 75.

A dark stripe beginning on nape and dividing sends one branch along the back on each side not far from dorsal outline; a dark stripe from eye to root of caudal; cheeks and opercles with several narrow orange stripes; a narrow orange stripe between the two dark body stripes and another below the lower dark stripe; below the second orange stripe with numerous orange spots, not continuous. These specimens are from less than 1 inch to more than 2 inches long.

Young examples were seined at Somers Point, August 13, and abundantly at Ocean City, August 16. The croaking sound made by these little fishes is quite noticeable.

September 5, Mr W. S. Keates brought in two examples which had been caught on a hook with clam bait; these are $5\frac{1}{4}$ inches long, and much larger than the average size. Specimens from $4\frac{1}{2}$ to 5 inches long were caught at Beesley's Point, August 23; in these there is only a trace of the black lateral stripe along the median line, and the sides have several broad, dark bands.

September 9 an individual $5\frac{1}{3}$ inches long was taken at Beesley's Point. This species is unknown to the fishermen. One angler described its croaking as resembling the quacking of a duck.

Several examples were taken in Gravesend bay, Oct. 24, 1894. De Kay mentions it as a rare fish, but occasionally appearing, he was informed, in New York harbor in considerable numbers. He states that it is a very savory food.

Family SPARIDAE

Porgies

Genus STENOTOMUS Gill

This genus is close to *Clamus*, having the same quill like interhaemal bones, the flattened incisors and antrorse dorsal spine mainly distinguishing it; temporal crest obsolete; frontal bones not gibbous nor porous; antrorse spine attached to the fourth interneural by a downward projecting spine about thrice as long as the spine; lateral crest nowhere coalescing with the

supraoccipital crest; interorbital area flattish, with two low ridges, a small foramen in each of these above front of pupil; interorbital area much contracted anteriorly; a strongly projecting prefrontal process, which makes an acute angle with the supraorbital. American shore fishes.

273 *Stenotomus chrysops* (Linnaeus)

Scup; Porgy; Sand Porgee

- Sparus chrysops* LINNAEUS, Syst. Nat. ed. XII, 471, 1766, Charleston S. C.
Sparus argyrops LINNAEUS, Syst. Nat. ed. XII, 471, 1766, Charleston S. C. young.
Labrus versicolor MITCHILL, Trans. Lit. & Phil. Soc. N. Y. I, 404, pl. III, fig. 7, 1815, New York.
Sargus arenosus DE KAY, N. Y. Fauna, Fishes, 91, pl. 22, fig. 67, 1842, Long Island, young.
Pagrus argyrops DE KAY, op. cit. 95, pl. IX, fig. 25, 1842; adult; GÜNTHER, Cat. Fish. Brit. Mus. I, 472, 1859.
Sargus ambassis GÜNTHER, Cat. Fish. Brit. Mus. I, 449, 1859, New York.
Diplodus argyrops JORDAN & GILBERT, Bull. 16, U. S. Nat. Mus. 557, 1883.
Stenotomus argyrops GOODE & BEAN, Bull. Essex Inst. XI, 17, 1879, Cape Ann Mass.
Stenotomus chrysops BEAN, Bull. U. S. F. C. VII, 142, 1888; 19th Rep. Comm. Fish. N. Y. 261, pl. XIV, fig. 18, 1890; JORDAN & FESLER, Rept. U. S. F. C. 1889 to 1891, 507, 1893; BEAN, Bull. Am. Mus. Nat. Hist. IX, 366, 1897; H. M. SMITH, Bull. U. S. F. C. 1897, 100, 1898; JORDAN & EVERMANN, Bull. 47, U. S. Nat. Mus. 1346, 1898, pl. CCXI, fig. 544, 1900; BEAN, 52d Ann. Rept. N. Y. State Mus. 106, 1900; SHERWOOD & EDWARDS, Bull. U. S. F. C. 1901, 28, 1901.

Body ovate-elliptic, compressed, its greatest depth nearly one half of total length without caudal; anterior profile steep, nape convex, a strong depression above and in front of eye; least depth of caudal peduncle one fourth of greatest depth, and equal to postorbital part of head. Head short and deep, its length contained three and one fourth to three and one half times in total without caudal; snout one third as long as head; eye one fourth to one fifth as long as head, much narrower than the preorbital; mouth small, terminal, the maxillary reaching to below the posterior nostrils; incisor teeth very narrow, almost conical; molars in two rows above; cheeks short and deep, with four rows of scales; top of head, snout, orbitals, and chin naked; gill rakers small, about 6 + 10 on first arch; temporal crest obsolete; supraoccipital crest continuous with the frontal bones; a procumbent

spine in front of the dorsal; first dorsal spine as long as the eye; third, and longest, dorsal spine as long as the head without the snout; last dorsal spine nearly one third as long as head; soft dorsal highest in the middle, its longest ray (sixth) equal to snout. Caudal deeply forked, its middle rays two fifths as long as the external, and equal to snout. First anal spine three fourths as long as the eye; second and third about equal, two sevenths as long as the head; soft rays rather short, the first and second about as long as the snout. Pectoral long, reaching to above the second ray of the anal. Ventral four fifths as long as the head, reaching nearly to vent. D. XII, 12; A. III, 11; V. I, 5; P. I, 15. Scales 8-50-16.

Color silvery, with bright reflections, dusky above, upper part of head deep brown; dorsal horn color, the last rays with a yellowish tinge; axil of pectoral dusky; young with five or six dusky bars; iris golden, mottled with silvery and brownish. Length, about 1 foot.

The scup is one of our best known fishes. In many places it is better known under the name porgee. Mitchill and De Kay described it as the big porgee. Another spelling for the same name is pogy. Scup is an abbreviation of scuppaug, which in turn is a shorter form for the Narragansett name, mishcuppaug. The name fairmaid, which is said to be given to the scup on the Virginia coast, does not rightfully belong to this species, but rather to the sailor's choice (*L a g o d o n*). The name fairmaid is regularly applied to the latter species at Cape Charles Va. according to B. A. Bean. In Norfolk Va. Mr Bean heard the name maiden for the young of the common scup.

The scup seldom migrates north of Cape Cod, though it has been taken occasionally off Cape Ann. Attempts to introduce it into Massachusetts bay have been unsuccessful.

The scup comes into our northern waters in great schools, the large spawning fish coming first, making their appearance in New York waters in May. The species feeds upon small crustaceans, mollusks and annelids, and is one of the readiest biters along the coast. The fishery fluctuates greatly; in certain years

the fish is comparatively scarce, and in others it is extremely abundant. It is caught in pounds and traps, and remains in Great South bay till cold weather sets in. It has been taken on Cape Cod as late as December 10. Sometimes a sudden cold spell kills the fish in large numbers.

In 1890 we found only a few specimens at Fire Island and at East Island, late in September, and on October 1 a few examples were taken in a trap at Islip. In 1898, adults were taken in moderate numbers off Southampton, August 3. Half grown specimens were obtained at Islip, August 18. A single young individual was seined at Nichols's Point, September 1, and a moderate number of young, about 2 inches long, were secured at the east side of Fire Island-inlet, September 16. In 1901 small scup, about 6 inches long, were obtained in a gill net, August 13, and in Watts's pound, July 31, in Clam Pond cove.

The scup arrives in Gravesend bay in May, and is taken as late as November. In captivity it lives till December, and in properly heated water it can be kept indefinitely. It is thrifty, and is seldom in bad condition.

At Woods Hole Mass. according to Dr Smith, the fish appears about May 1 and leaves about October 15 or 20, being most abundant in June and July. Spawning occurs during first part of June, and young $\frac{1}{2}$ inch to $\frac{3}{4}$ inch long are observed by the middle of July. The eggs are $\frac{1}{16}$ inch in diameter and hatch in four days at a mean temperature of 62° F. In 1900, the scup arrived off Newport April 21, at Cutty Hunk April 26, and at Woods Hole May 1. Hundreds of young are killed there annually by a sudden fall of temperature. The growth of the young is recorded by Sherwood and Edwards as follows: July 3, length $\frac{1}{2}$ to $1\frac{1}{2}$ inches; August 2, $1\frac{1}{2}$ to 2 inches; September 6, 2 to 3 inches; September 29, 3 to 4 inches; November 1, 4 inches. The largest individual observed weighed 3 pounds.

The young are devoured in large numbers by cod, weakfish, bluefish and other predaceous species.

Genus **LAGODON** Holbrook

The essential character of this genus is in the form of the skull. Supraoccipital and temporal crests nowhere coalescent, the interorbital area not swollen; frontal bone in the interorbital area thin, concave in transverse section; temporal crest low, separated from supraoccipital crest by a flattish area which extends forward on each side of supraoccipital crest and to groove of premaxillary spines. Otherwise essentially as in *Archosargus*, the antrorse dorsal spine present, the second interhaemal not modified. One species, the incisors deeply notched.

274 *Lagodon rhomboides* (Linnaeus)*Sailor's Choice*

Sparus rhomboides LINNAEUS, Syst. Nat. ed. XII, 470, 1766, Charleston S. C.
Sargus rhomboides CUVIER & VALENCIENNES, Hist. Nat. Poiss. VI, 68, pl. 143, 1830; DE KAY, N. Y. Fauna, Fishes, 93, pl. 71, fig. 228, 1842, copied from CUVIER & VALENCIENNES; GÜNTHER, Cat. Fish. Brit. Mus. I, 447, 1859.

Diplodus rhomboides JORDAN & GILBERT, Bull. 16, U. S. Nat. Mus. 558, 1883.
Lagodon rhomboides HOLBROOK, Ichth. S. C. ed. 1, 56, pl. 8, fig 1, 1856; ed. 2, 59, 1860; BEAN, Bull. U. S. F. C. VII, 142, 1888; 19th Rep. Comm. Fish. N. Y. 263, 1890; Bull. Am. Mus. Nat. Hist. IX, 366, 1897; H. M. SMITH, Bull. U. S. F. C. 1897, 101, 1898; JORDAN & EVERMANN, Bull. 47, U. S. Nat. Mus. 1358, 1898, pl. CCXV, fig. 552, 1900.

Body ovate, elliptic, compressed, and somewhat elevated, the axis of the body near the middle of its depth; snout about in the axis. The depth of the body is contained two and one third times in its length. Head rather sharp, the length contained three and one half times in that of the body. Mouth small, the upper jaw more freely protractile than usual. Molars in two series; anterior incisors each deeply notched. Cheeks with 5 or 6 rows of scales; scales on the breast little reduced in size. A procumbent spine before the dorsal fin; dorsal spines high, much higher than soft rays, the fourth highest; second anal spine little larger or longer than the third. Pectorals as long as the head; ventrals two thirds as long, not reaching to vent. D. XII, 11; A. III, 11. Scales 8-66-18.

Brownish, white below; sides of head and body with horizontal stripes of light blue and golden; six or seven very faint

darker vertical bands, disappearing with age; vertical fins yellowish, with bluish stripes; a dark axillary spot.

This is called the salt water bream by Schoepff and the rhomboidal porgee by DeKay. In Chesapeake bay it is the fairmaid. It is also called pinfish, squirrel fish, porgee, yellowtail and shiner. In Great South bay the name of the fish was unknown to the fishermen, and this is true in Great Egg Harbor bay, where the young are not uncommon in summer.

In Gravesend bay it is not a common fish, but is found occasionally in summer.

A single individual was obtained at Fire Island, October 1. The sailor's choice occurs as far north as Cape Cod, but it is not present in sufficient numbers to be considered among the important food fishes; south of Cape Hatteras, where it is abundant, it is valuable for food, and in many places is considered superior to sheepshead; this is specially so in the St John's river.

The sailor's choice feeds upon small invertebrates and minnows. It is caught with the hook and in cast nets and seines.

The eggs are described as pale blue in color and as large as mustard seed. Spawning takes place in the Gulf of Mexico in winter or early spring. The colors of the fish are very beautiful, the sides being ornamented with golden stripes on a pearly white ground and having numerous dark vertical bands.

Genus **ARCHOSARGUS** Gill

Body robust, short and deep, compressed, covered with large scales. Head deep, mouth moderate, the jaws with broad incisors in front and coarse molars on the sides; incisors entire or with a shallow notch; posterior nostril slitlike; opercles entire. Dorsal and anal spines strong, the soft parts of the fin short and rounded; a procumbent spine before the dorsal; caudal forked. Gill rakers small. Supraoccipital and temporal crests coalescent anteriorly, both disappearing in the gibbous interorbital area; frontal bone between eyes transversely convex and more or less honeycombed; temporal crest separated from occipital crest by an excavated area, bounded anteriorly by the lateral crest, which merges into the supraoccipital above eye.

This genus, like *Lagodon*, *Stenotomus* and *Otrynter*, which show the same character of the procumbent dorsal spine, is confined to American waters. There are two color types in the genus, one group being made up of the species with broad black crossbands, the other of species with golden streaks and inconspicuous crossbands, resembling the species of *Lagodon*.

Subgenus **ARCHOSARGUS**

275 **Archosargus probatocephalus** (Walbaum)

Sheepshead

Sparus probatocephalus WALBAUM, Art. Gen. Pisc. 295, 1792, New York.

Sparus ovis MITCHILL, Trans. Lit. & Phil. Soc. N. Y. I, 392, pl. 2, fig. 5, 1815. New York.

Sargus ovis CUVIER & VALENCIENNES, Hist. Nat. Poiss. VI, 53, 1830; DE KAY, N. Y. Fauna, Fishes, 89, pl. 8, fig. 23, 1842; HOLBROOK, Ichth. S. C. ed. 1, 51, pl. 8, fig. 2, 1856; GÜNTHER, Cat. Fish. Brit. Mus. I, 447, 1859.

Diplodus probatocephalus JORDAN & GILBERT, Bull. 16, U. S. Nat. Mus. 558, 1883.

Archosargus probatocephalus GILL, Cat. Fish. East Coast N. A. 27, 1873; BEAN, Bull. U. S. F. C. VII, 142, pl. III, fig. 10, 1888, Somers Point N. J., young; 19th Rep. Comm. Fish. N. Y. 262, pl. XV, fig. 19, 1890; Bull. Am. Mus. Nat. Hist. IX, 366, 1897; H. M. SMITH, Bull. U. S. F. C. 1897, 101, 1898; JORDAN & EVERMANN, Bull. 47, U. S. Nat. Mus. 1361, 1898, pl. CCXVI, fig. 554, 1900.

Body robust, becoming deep with age, the back compressed and elevated, the greatest depth from two fifths to one half of total length without caudal; the least depth of caudal peduncle equal to eighth dorsal spine, and three eighths length of head. Head one third or nearly one third of total length without caudal; eye placed high, one fifth to one fourth length of head; interorbital space one third greater than diameter of eye; mouth low, horizontal; maxillary reaching nearly to below front of pupil, slightly more than one third as long as the head; incisors entire or slightly notched, serrate in the young, their breadth about one half their length; molars in three series above, in two below; those of the inner series larger; those behind the incisors very small. Gill rakers about 3+6. Cheeks with six rows of scales; scales on breast very small, crowded. Occipital crest broad. Dorsal spines very

strong, the last considerably shortened so that the outline of the fin is emarginate, the fifth spine longest, four sevenths as long as the head, the first spine shorter than the eye; the third and fourth soft rays longest, two fifths as long as the head. The second anal spine more than twice as long as the first, very strong, two fifths as long as the head, and as long as the longest soft ray. Pectoral very long, longer than the head, and reaching nearly to or, sometimes, beyond the anal origin. Ventral large, one fifth of total length without caudal, reaching to below 19th spine of the dorsal.

D. XII, 10 to 12; A. III, 10 to 11; V. I, 5; P. I, 14. Scales 7 to 8-45 to 48-15 to 16.

Grayish, with about eight vertical black bands, which are about as broad as the interspaces; dorsal dusky; ventral and anal black; base of pectoral dusky; the dark bands are most distinct in the young.

The sheepshead ranges along the coast from Cape Cod to Texas; it is very rare as far north as Woods Hole Mass., but in southern waters it is still abundant. The species reaches a length of 30 inches and the weight of 20 pounds; it is one of the most valuable of our food fishes and is highly prized for its game qualities.

In August 1887, the sheepshead was known to have bred in Great Egg Harbor bay, N. J., where about 20 young individuals measuring from 1 inch to $1\frac{1}{4}$ inches were seined between August 10 and September 9. Adults at that time were present in the bay, but they were scarce. The bottom was covered with algae and convenient hiding places were found under the sod banks.

The fish is very unusual in Gravesend bay, Long Island. A large individual, weighing 13 pounds, was caught September 16, 1897, at Coney Island. That example proved hardy in captivity and the sheepshead generally can be easily kept if the water temperature be properly maintained.

The sheepshead was at one time common in Great South bay. For this statement we have the authority of Mr Erastus Gordon, of Patchogue, and the following account from Dr Mitchill's

Fishes of New York will substantiate the fact: "The sheepshead swims in shoals and is sometimes surrounded in great numbers by the seine. Several hundreds have often been taken at a single haul with the long sweeping-nets in use at Raynortown, Babylon and Fire Island. They even tell of a thousand brought to land at a draught. . . This fish is sometimes speared by torch-light in the wide and shallow bays of Queens county and Suffolk. His term of continuance is only during the warmest season; that is, from the beginning of June to the middle of September. . . . I have, however, known him to stay later; for one of the most numerous collections of sheepshead I ever saw in the New York market was on October 4, 1814; I have seen them as late as the 17th."

Scott, in 1875, referred to Fire Island as a good locality for sheepshead fishing, and also mentions superior feeding places in the South bay and about the wreck of the *Black Warrior*, near the Narrows.

We did not obtain the sheepshead in Great South bay, and believe it occurs there very rarely at the present time, though fishermen still seek them in a few localities and, I am informed, occasionally catch one. Dr Smith says not one has been seen or heard of in Vineyard sound or Buzzards bay since 1894; but formerly it was quite common and was often caught while line-fishing for tautog and scup.

Family GERRIDAE

Mojarras

Genus *EUCINOSTOMUS* Baird & Girard

Interhaemal bone of the second anal spine greatly modified, expanded into a hollow cylinder, into which the posterior end of the air bladder enters. Preopercle and preorbital entire; body comparatively elongate, subelliptic in form; anal spines three; the second anal spine and fourth dorsal spine not greatly enlarged. Species numerous in warm seas, remarkable for the structure of the second interhaemal, which is formed somewhat as in *Calamus*, but much more modified than in the latter genus.

276 *Eucinostomus gula* (Cuv. & Val.)*Mojarra de Ley; Silver Jenny,*

- Gerres gula* CUVIER & VALENCIENNES, Hist. Nat. Poiss. VI, 464, 1830, Martinique; GÜNTHER, Cat. Fish. Brit. Mus. I, 346, 1859.
- Eucinostomus argenteus* BAIRD & GIRARD, 9th Smithson. Rep. 345, 1855, Beesley's Point, N. J.
- Gerres argenteus* JORDAN & GILBERT, Bull. 16, U. S. Nat. Mus. 584, 1883; BEAN, Bull. U. S. F. C. VII, 138, 1888, Great Egg Harbor Bay, N. J.
- Eucinostomus gula* JORDAN & EVERMANN, Bull. 47, U. S. Nat. Mus. 1370, 1898; H. M. SMITH, Bull. U. S. F. C. 1897, 101, 1898; BEAN, 52d Ann. Rep. N. Y. State Mus. 106, 1900.

Body elliptic, compressed, back moderately elevated, the greatest depth contained two and two fifths times in total length without caudal. Head short, pointed, its length three tenths of total without caudal; mouth small, the maxillary reaching slightly past the vertical from the front of orbit; exposed portion of maxillary nearly oblong, its length twice its width, and equal to one fourth or one fifth the length of the head; pre-orbital and preopercle entire; snout two sevenths and interorbital width one third length of head; eye one third length of head. Gill rakers small and weak, seven below the angle of first arch; premaxillary groove scaly in front, posterior part naked forming a sort of pit. Longest dorsal spine two thirds as long as head. Second anal spine shorter and stronger than third, about three tenths as long as the head. Ventrals reach nearly to vent, five sevenths as long as head. Pectorals reach front of anal, and equal one third of total length without caudal. Second interhaemal hollow and enlarged.

D. IX, 10; A. III, 8; scales 5-42 to 45-9; vertebrae 9+15.

Color silvery, greenish, darker above; no distinct longitudinal lines except in very young; upper margin of spinous dorsal more or less black; dorsal and anal fins dusky; other fins pale.

The silver jenny occurs from Cape Cod to Brazil and the West Indies; only the young come far north in summer. The species reaches a length of 5 inches and is used for bait.

At Woods Hole Mass., writes Dr Smith, the species is usually very uncommon. In 1897 five specimens were taken at one seine haul in Quisset harbor on August 14; two in the same

locality September 7, and one in Eel Pond on September 23; all of these were 1 to 2 inches long. On October 5 the fish was abundant in Quisset harbor.

Young fish of this species were obtained in abundance at Beesley's Point, Somers Point, and Ocean City N. J. in August 1887. No adults were seen.

The only individual observed in Great South bay was a very small one, seined in Clam Pond cove, Aug. 22, 1898. Diligent search was made for the species in 1901, but no specimens were taken.

Family KYPHOSIDAE

Rudder fishes

Genus KYPHOSUS Lacépède

Body elongate-ovate, regularly elliptic, moderately compressed; head short, with blunt snout; eye large; mouth small, horizontal; maxillary barely reaching front of eye; each jaw with a single series of rather narrow obtusely lanceolate incisors, implanted with compressed conspicuous roots posteriorly; behind these a narrow band of villiform teeth; fine teeth on vomer, palatines, and tongue. Branchiostegals seven; gill rakers long. Preopercle obtusely serrate; preorbital narrow, covering but little of the maxillary. Squamation very complete, the space between and about the eyes being the only naked part; scales smallish, thick, ctenoid, 60 to 70 in the lateral line, which is continuous; similar scales entirely covering the soft parts of the vertical fins, and extending upon the paired fins. Dorsal fin low, with about 11 spines, which are depressible in a groove of scales, the fin continuous, but the last spines low, so that a depression occurs between the two parts of the fin, the bases of the spinous and soft parts about equal; soft dorsal rather low in front, not falcate, pointed behind; anal similar to soft dorsal, with three spines; caudal fin moderately forked; pectoral fins small, ventrals well behind them. Intestinal canal long; pyloric caeca very numerous. Vertebrae 9 or 10+15 or 16 = 25.

277 *Kyphosus sectatrix* (Linnaeus)*Bermuda Chub*

Perca sectatrix LINNAEUS, Syst. Nat. ed. XII, 486, 1766.

Pimelepterus boscii CUVIER & VALENCIENNES, Hist. Nat. Poiss. VII, 258, pl. 187, 1831; DE KAY, N. Y. Fauna, Fishes, 100, pl. XX, fig. 56, 1842, copied from CUV. & VAL.; JORDAN & GILBERT, Bull. 16, U. S. Nat. Mus. 561, 1883.

Kyphosus sectatrix JORDAN & FESLER, Rept. U. S. F. C. 1889 to 1891, 525, 1893; BEAN, Bull. Am. Mus. Nat. Hist. IX, 366, 1897; H. M. SMITH, Bull. U. S. F. C. 1897, 101, 1898; JORDAN & EVERMANN, Bull. 47, U. S. Nat. Mus. 1387, 1898, pl. CCXIX, fig. 559, 1900.

Body ovate-elliptic, somewhat compressed, its greatest height two fifths of the total length without caudal; the least depth of caudal peduncle nearly one half length of head. Head short, one fourth of total length without caudal; snout short; mouth small, the maxillary reaching to below front of orbit; teeth 35 to 40 on each side, their horizontal process not much longer than the vertical; width of interorbital space two fifths length of head; eye equal to snout, and more than one fourth length of head; top and sides of head finely scaled; interorbital region gibbous; preopercle serrulate; gill rakers long. Longest dorsal spine equals snout and is nearly one fifth depth of body; longest ray of soft dorsal two sevenths as long as the head. The second anal spine is about two thirds as long as the eye; the longest anal ray is one third as long as the head. Caudal deeply forked, the middle rays about one half as long as the outer, which are nearly as long as the head. Pectoral two thirds as long as the head, and equal to ventral, which reaches to below the ninth spine of the dorsal. Soft dorsal and anal closely scaled; most of caudal scaly.

D. XII, 12; A. III, 11; V. I, 5; P. i, 16; scales 10-66-16; vertebrae 9+16.

Color in life dusky or steel gray, very slightly bluish, not much paler below; the edges of each row of scales on back and sides slightly brassy so that very faint yellowish stripes alternate with bluish ones of about equal width; the stripes thus formed vary from 25 to 34 in number. A diffuse pale stripe below the eye; a yellowish one above and below this; fins all dull grayish; ventrals and anal blackish; edge of opercle slightly darker.

The Bermuda chub grows to the length of 18 inches. It ranges from Cape Cod to the West Indies, the Gulf of Mexico, across the ocean to the Canary Islands, and is accidental in the Mediterranean. Its name of rudder fish refers to its habit of following vessels, presumably to secure the waste food thrown from them. The fish is said to have game qualities.

At Woods Hole Mass. according to Dr Smith, the species is not rare in summer and fall and has occasionally been found in April; it is sometimes taken among gulf weed at the surface. Only young specimens, up to 6 inches long, have been secured there.

The Bermuda chub is a rare fish in Gravesend bay, but was found there in October 1896, and in September 1897. It has great endurance in captivity and will survive the winter in artificially heated water.

Family SCIAENIDAE

Croakers

Genus *CYNOSCION* Gill

Body elongate, little compressed, the back not elevated. Head conical, rather pointed; mouth very large, terminal, not very oblique, the lower jaw projecting, the symphysis produced, the angle at base of maxillary not prominent. Maxillary very broad. Teeth sharp, not closely set, in rather narrow bands; tip of the lower jaw without canines; upper jaw with two long canines, one of which is sometimes obsolete; canines tapering from base to tip; lateral teeth of lower jaw larger than anterior. Preopercle with its membranaceous edge serrulate, the bone entire. Lower pharyngeal bones separate, their teeth all pointed. Gill rakers strong, rather long. Vertebrae about 14+10 (instead of 10+14 as in sciaenoids generally). Pseudo-branchiae well developed; dorsal spines slender, the fins closely contiguous; anal spines one or two, very feeble, the soft rays seven to 13; second dorsal long and low, more than twice length of anal; ventrals inserted below pectorals, the pubic bone long and strong; caudal fin subtruncate or lunate. Large fishes chiefly of the waters of America, closely related to the Old World genus *Otolithus*, from which they are distinguished

by the absence of canines in the lower jaw. All of them rank high as food fishes; the flesh is rich, but in some species tender and easily torn, hence the popular name weakfishes.

Subgenus **CYNOSCION**

278 *Cynoscion regalis* (Bloch & Schneider)

Weakfish; Squeteague

- Johnius regalis* BLOCH & SCHNEIDER, Syst. Ichth. 75, 1801, New York.
Roccus Comes MITCHILL, Rep. Fish. N. Y. 26, 1814, New York.
Labrus squeteague MITCHILL, Trans. Lit. & Phil. Soc. N. Y. I, 396, pl. 2, fig. 6, 1815, New York.
Otolithus regalis CUVIER & VALENCIENNES, Hist. Nat. Poiss. V, 67, 1830; DE KAY, N. Y. Fauna, Fishes, 71, pl. 8, fig. 24, 1842; GÜNTHER, Cat. Fish. Brit. Mus. II, 307, 1860.
Cynoscion regale GILL, Proc. Ac. Nat. Sci. Phila. 18, 1862; JORDAN & GILBERT, Bull. 16, U. S. Nat. Mus. 581, 1883; BEAN, Bull. U. S. F. C. VII, 140, pl. II, fig. 6, 1888; 19th Rep. Comm. Fish. N. Y. 257, pl. XIII, fig. 15, 1890.
Cynoscion regalis GOODE & BEAN, Bull. Essex Inst. XI, 17, 1879, Cape Ann; BEAN, Bull. Am. Mus. Nat. Hist. IX, 367, 1897; JORDAN & EVERMANN, Bull. 47, U. S. Nat. Mus. 1407, 1898, pl. CCXX, fig. 562, 1900; H. M. SMITH, Bull. U. S. F. C. 1897, 101, 1898; BEAN, 52d Ann. Rep. N. Y. State Mus. 106, 1900; SHERWOOD & EDWARDS, Bull. U. S. F. C. 1901, 29, 1901.

Body elongate, little compressed, its greatest depth contained four and one fourth times in the total length without caudal; the least depth of caudal peduncle one third length of head, which is three tenths of total length without caudal. Eye moderate, three fourths length of snout, and one fifth to one seventh length of head. Maxillary reaching to below hind margin of eye, its length nearly two fifths length of head. Teeth sharp, in narrow bands; canines large. Gill rakers long and sharp, 5 above and 11 below the angle of the first arch. The second and longest dorsal spine is two fifths as long as the head; the first spine is one third as long as the head; the last two spines are very short; the longest soft ray of the dorsal is one third as long as the head. Caudal lunate behind, the longest rays equal to the head without the snout. The anal base is as long as the snout and eye combined; the longest ray slightly exceeds the base of the fin. Pectoral about equal to postorbital part of head and about one sixth of total length without caudal.

Ventral about one half as long as the head, reaching to below the seventh spine of the dorsal.

D. X, I, 26 to 29; A. I, 11 to 13; scales 8-78-17, about 66 pores in lateral line.

Silvery, darker above and marked with many small, irregular dark blotches, some of which form undulating lines running downward and forward; back and head with bright reflections; dorsal and caudal fins dusky; ventrals, anal, and lower edge of caudal yellowish, sometimes speckled. The young show traces of a few dusky bands on the sides, one under the spinous dorsal being most plainly marked, and extending to below the median line.

The weakfish, so called in Dr Mitchill's *Fishes of New York*, appears also in his report as the squeteague and checouts, the former being a Narragansett Indian name and the latter derived from the Mohegans. The Narragansett name is sometimes spelled scuteeg. Chickwick is the Connecticut name for the species; on Cape Cod, because of the sound produced by the fish, it is called the drummer; large weakfish in Buzzards bay are termed yellow fins. In Great Egg Harbor bay the name bluefish is applied to it, notwithstanding the presence of the real bluefish (*Pomatomus*). On our southern coast we hear the names trout, with its variations gray trout, sea trout, shad trout, sun trout and salt-water trout. The latter name is used to distinguish it from the fresh-water trout of the southern states, which is the black bass. Dr Mitchill thus accounts for the name weakfish: "He is called weakfish, as some say, because he does not pull very hard after he is hooked; or, as others allege, because laboring men who are fed upon him are weak by reason of the deficient nourishment in that kind of food." De Kay explains the name from the feeble resistance the fish makes on the hook and the facility with which it breaks away from it by reason of its delicate structure. At the time of De Kay's writing in 1842, and for some years previously, the weakfish was present on our coast in diminished numbers. The bluefish was then present in abundance and the disappearance of the

weakfish was supposed to be connected with the reappearance of the bluefish. A similar observation was made by Dr Storer on the Massachusetts coast. Again, at Woods Hole Mass. in 1900, the weakfish was remarkably abundant, the traps at Menemsha having taken 10,000 in a single day; the bluefish, on the other hand, was unusually scarce during the entire season, not over 50 having been recorded from the adjacent bay and sound.

The weakfish ranges from the Bay of Fundy to the east coast of Florida. It fluctuates in abundance from year to year. The late Capt. N. E. Atwood is authority for the statement that in 1845 the weekly supply in the New York markets was not above 1000 pounds.

The species feeds in the channels upon shrimp, crabs and small fish. In Great South bay we found them eating large quantities of anchovies, and the same observation was made in one of the inlets of Great Egg Harbor bay, N. J. The fish enters the mouths of rivers and migrates freely with the tide.

The species swims in large schools near the surface and is very voracious, destroying the young even of its own kind. A specimen of about 4 pounds, taken at Islip October 1, 1890, had in its stomach a weakfish weighing about 6 ounces. Fish of 4 pounds and a little larger were moderately abundant at this date.

Weakfish spawn in New York waters in May, and at Cape Cod about the first of June. The egg is $\frac{1}{2}$ inch in diameter and hatches in two days at an average temperature of 60° F. It is buoyant and, under natural conditions, is subject to the influence of wind and current. The spawning season is evidently prolonged in some localities; in Great Egg Harbor bay, for example, young weakfish only $1\frac{1}{8}$ inches long were taken in August, that is, several months after spawning began.

The earliest arrival in New York was on May 12, 1889, at Great Hills, Gifford, Staten Island. During the latter part of August 1889, the west channel of Great South bay furnished great numbers of weakfish. The young were found in Blue Point cove late in September; also some half grown individuals.

The fish are in their finest condition during the fall migration in September and October. On September 21, 1887, two men caught 200, including some very large ones, on a single tide near the inlet of Great Egg Harbor bay, N. J. The most favorable tide for catching this species is generally considered the latter half of the flood and first half of the ebb. At night the weakfish runs up the creeks to feed in the salt meadows and will take the hook freely.

Some of the best baits for the weakfish are the common shrimp, soft or shedder crabs, pieces of clam and common mussel, the white skin of the throat of weakfish, and sometimes the eye of this species; other good baits are silversides and anchovies. In Great South bay the fish are taken extensively in pound nets and gill nets. The gill nets are set in the shape of a horseshoe, and the attending sloop sails back and forth across the open end of the horseshoe, one of the crew meanwhile beating the deck with his heels to frighten the fish into the nets. This method, called drumming, is in great disfavor among those who follow other modes of fishing.

In 1901, young weakfish were seldom taken in Great South bay and only two localities—Duncan's creek and Smith's Point—furnished them in very small numbers. Adult fish, however, were remarkably abundant and were caught in many parts of the bay.

The weakfish endures captivity very well and can be kept during winter in water of the proper temperature. The species is said to reach the weight of 30 pounds.

279 *Cynoscion nebulosus* (Cuv. & Val.)

Spotted Weakfish; Sea Trout

- Labrus squeteague* var. *maculatus* MITCHILL, Trans. Lit. & Phil. Soc. N. Y. I, 396, 1815, New York; not *Labrus maculatus* BLOCH.
- Otolithus nebulosus* CUVIER & VALENCIENNES, Hist. Nat. Poiss. V, 79, 1830.
- Otolithus carolinensis* CUVIER & VALENCIENNES, Hist. Nat. Poiss. IX, 475, 1833, South Carolina; DE KAY, N. Y. Fauna, Fishes, 72, 1842, extralimital; HOLBROOK, Ichth. S. C. ed. 1, 133, pl. 19, fig. 2, 1856; GÜNTHER, Cat. Fish. Brit. Mus. II, 306, 1860, New York.
- Cynoscion maculatum* JORDAN & GILBERT, Bull. 16, U. S. Nat. Mus. 581, 1883.

Cymoscion nebulosus JORDAN & EVERMANN, Bull. 47, U. S. Nat. Mus. 1409, 1898, pl. CCXXI, fig. 563, 1900.

Body elongate, compressed, its greatest depth two ninths of the total length without caudal; the least depth of caudal peduncle one half postorbital length of head. Head long, two sevenths of total length without caudal; snout long and acute, about two sevenths as long as the head; eye small, about one seventh as long as head; maxillary reaching to below hind margin of orbit, as long as snout and eye combined; canines strong; lower pharyngeals narrow, each with seven or eight series of short teeth, the inner enlarged; gill rakers short and thick, about 4+7 on first arch; maxillary, preorbital, and lower jaw naked. Spinous dorsal base as long as postorbital part of head; first dorsal spine one half as long as second, which is one third length of head; third and longest spine nearly one half as long as head; spines decreasing rapidly in length from the fifth to the last, which is minute; soft dorsal base one third of total length without caudal; the longest soft ray one third length of base. Caudal shallow concave, the middle rays one half as long as the head. Anal base short, one third as long as the head; longest anal ray one half depth of body. Pectoral short, reaching to below sixth spine of dorsal. Ventral longer than pectoral, one sixth of total without caudal, reaching to below end of spinous dorsal. Ventral appendage nearly as long as the eye. D. X, I, 24 to 28; A. I, 10 to 12; V. I, 5; P. I, 15; pores in lateral line about 90.

Body silvery with bright reflections; numerous black spots on back, beginning under the spinous dorsal; soft dorsal and caudal similarly spotted, the largest spots smaller than pupil; anal fin dusky.

The spotted weakfish is a better food fish than the common northern species; it ranges from New York to Texas, but is rare north of Virginia.

Genus *LARIMUS* Cuvier & Valenciennes

Body rather elongate, compressed; skull firm, not greatly cavernous; interorbital space rather narrow; preorbital flattish, not turgid; upper jaw with the usual slits and pores little de-

veloped; no barbels; no canines; snout very short; mouth large, terminal, very oblique or even vertical, the lower jaw projecting; teeth minute, equal, uniserial or partly biserial above; preopercle entire or nearly so, without bony teeth. Scales moderate, subequal. Pseudobranchiae well developed. Fins essentially as in *Bairdiella*, the second dorsal long, the anal short, its spines moderate or small; fins not thickened by accessory scales. Gill rakers long and slender. Vertebrae 10+14 = 24. Silvery fishes, all American.

Subgenus **LARIMUS**

280 *Larimus fasciatus* Holbrook

Banded Larimus

Larimus fasciatus HOLBROOK, Ichth. S. C. 153, pl. 22, fig. 1. 1856, Charleston; GÜNTHER, Cat. Fish. Brit. Mus. II, 269, 1860; JORDAN & GILBERT, Bull. U. S. Nat. Mus. 578, 1883; JORDAN & EIGENMANN, Rep. U. S. F. C. for 1886, 376, 1889; BEAN, Bull. Am. Mus. Nat. Hist. IX, 367, 1897; H. M. SMITH, Bull. U. S. F. C. 1897, 101, 1898; JORDAN & EVERMANN, Bull. 47, U. S. Nat. Mus. 1424, 1898.

Body oblong, compressed, ventral outline nearly straight, dorsal outline considerably arched; the depth of the body is contained about three times in the length. Snout very short, much less than diameter of the large eye; mouth large, very oblique, maxillary reaching to posterior margin of orbit; the length of the head is contained three and one half times in that of the body. Tip of mandible on level of lower part of pupil; second anal spine small; pectoral fin short; caudal subtruncate. D. X-1, 24; A. II, 6; Lat. 1. about 62.

Silvery gray, clouded above; sides marked with about seven nearly vertical dusky bars, running from back to below the lateral line. South Atlantic coast and southward; rare. An individual was captured in Gravesend bay July 25, 1895, and another one August 2 of the same year. These fed freely, and were kept in a healthy condition till January 16, 1896, when the low temperature of the water killed them. The fish is not common anywhere, and had not before been recorded north of Chesapeake bay, except a single example which was taken at Woods Hole Mass. on August 13, 1889; the specimen was caught in a trap at the breakwater, Buzzards bay.

Genus **BAIRDIELLA** Gill

This genus is characterized by the oblique mouth, little cavernous skull, few rows of small teeth, slender gill rakers, and the preopercle armed with a plectroid spine. It is certainly a very natural group, and worthy of recognition as a distinct genus, though its relationships with *Ophioscion* and specially with *Stellifer* are very close. The numerous species are all American, all small in size and silvery in coloration, and some of them are remarkable for the great size of the second anal spine. In others this spine is quite small. These variations among species unquestionably closely allied show how slight is the systematic value to be attached to the size of this spine.

Subgenus **BAIRDIELLA**281 *Bairdiella chrysur* (Lacépède)

Yellowtail; Silver Perch

Dipterodon chrysurus LACEPEDE, Hist. Nat. Poiss. III, 64, 1802, South Carolina.

Bodianus argyroleucus MITCHILL, Trans. Lit. & Phil. Soc. N. Y. I, 417, pl. 6, fig. 9, 1815, New York.

Corvina argyroleuca CUVIER & VALENCIENNES, Hist. Nat. Poiss. V, 105, 1830; DE KAY, N. Y. Fauna, Fishes, 74, pl. 18, fig. 51, 1842, New York; GÜNTHER, Cat. Fish. Brit. Mus. II, 299, 1860.

Homoprion xanthurus HOLBROOK, Ichth. S. C. ed. 1, 170, pl. 24, 1856 (not *Letostomus xanthurus* LACEPEDE).

Sciaena punctata JORDAN & GILBERT, Bull. 16, U. S. Nat. Mus. 570, 1883.

Sciaena chrysur JORDAN & GILBERT, op. cit. 933, 1883.

Bairdiella chrysur GOODE, Fish. & Fish. Ind. U. S. I, 375, pl. 126, 1884; BEAN, Bull. U. S. F. C. VII, 141, pl. I, fig. 9, 1888; 19th Rep. Comm. Fish. N. Y. 259, 1890; Bull. Am. Mus. Nat. Hist. IX, 367, 1897; JORDAN & EVERMANN, Bull. 47, U. S. Nat. Mus. 1433, 1888, pl. CCXXII, fig. 566, 1900; BEAN, 52d Ann. Rep. N. Y. State Mus. 106, 1900.

Body oblong, compressed, rather robust, its greatest depth one third of total length without caudal; least depth of caudal peduncle one eighth of total without caudal. Head compressed, conical, not depressed nor broadened, its length three tenths of total without caudal; eye equal to snout and about one fourth length of head; interorbital region depressed, transversely convex, narrower than the eye; mouth rather large, somewhat oblique, jaws about equal in front, maxillary long, reaching

nearly to below hind margin of orbit, its width posteriorly nearly one third of its length; both jaws with stout recurved teeth, behind which, in the upper jaw, are a few series of smaller teeth; mandibulary teeth mostly in one series outside of which are a few smaller teeth; preopercle strongly serrate or spinous at its angle; gill rakers slender, moderately long, 8+16 on first arch; lower pharyngeals small, with sharp teeth. Spinous dorsal high in front, triangular, the first spine very short, the fourth longest, equal to postorbital part of head; base of soft dorsal one third of total length without caudal, longest ray equal to snout and eye combined, last ray two thirds as long as the eye. Caudal concavo-convex, the middle rays equal to longest dorsal spine. Anal base three eighths as long as the head; longest anal ray equal to snout and eye combined; first anal spine very short, second two fifths as long as the head. Soft dorsal and anal fins considerably scaly. Pectoral and ventral of equal length, one fifth of total without caudal, the pectoral scarcely reaching to below end of spinous dorsal. D. XI, I, 22; A. II, 9 or 10; scales 8-50 to 54-11.

Greenish above, silvery below, each scale with series of dark punctulations through the center, usually very conspicuous, sometimes obscure, these forming narrow somewhat irregular streaks along the sides; fins plain, the caudal yellowish.

Dr Mitchill describes this fish as the silver perch, and De Kay explains the origin of this name from the resemblance which the yellowtail bears in its appearance and habits to the common white perch. At Pensacola Fla. the name mademoiselle is applied to the species. In Great South bay we heard the name lafayette given it, but this belongs more properly to the spot *Liosstomus xanthurus*.

The yellowtail occurs on our coast from Cape Cod to Florida. It was a common fish in Great South bay in September 1890, and during the early part of October, occurring at Blue Point cove, at the Blue Point Lifesaving station, Great River beach and Fire Island. It is frequently taken in the pounds. In 1898, the young were found in abundance at Nichols's Point, Great

South bay, September 1. In 1901, the species was not observed at all during a season extending from the middle of July to the middle of October.

The breeding season must continue into early summer as many young fish, from 1 inch to 2½ inches long, were obtained in Great Egg Harbor bay, N. J. early in August.

The young of the silver perch are found every summer in Gravesend bay, and adults are to be seen occasionally. On September 8, 1896, Mr De Nyse took an example 1¼ inches long with a shrimp net in eelgrass back of the flats at extreme low tide. Pools containing 2 feet of water are common here, and many species of fish become imprisoned in them. In August Mr W. I. De Nyse has captured a half dozen adult *Hippocampus* in such localities. On October 5, 1896, and again in the fall of 1897, the silver perch was obtained in the bay.

The species seldom exceeds 10 inches in length, but is regarded as an excellent panfish, and is secured in enormous numbers.

Genus *SCIAENOPS* Gill

This genus is close to *Ophioscion*, from which it differs in the loss of its preopercular armature with age, the serrate edge of the bone becoming entire. The caudal fin is truncate or concave, the soft dorsal scaleless; the slits and pores of the upper jaw are well developed and the single species reaches a very large size. The group is not well separated from *Ophioscion* on the one hand, or from *Sciaena* on the other, but its retention seems to be convenient.

282 *Sciaenops ocellatus* (Linnaeus)

Red Drum; Channel Bass

- Perca ocellata* LINNAEUS, Syst. Nat. ed. XII, 483, 1766, South Carolina.
Sciaena imberbis MITCHILL, Trans. Lit. & Phil. Soc. N. Y. I, 411, 1815, New York.
Corvina ocellata CUVIER & VALENCIENNES, Hist. Nat. Poiss. V, 134, pl. 108, 1830; DE KAY, N. Y. Fauna, Fishes, 75, pl. 21, fig. 61, 1842, New York; HOLBROOK, Ichth. S. C. ed. 1, 149, pl. 21, fig. 2, 1856.
Johnius ocellatus GIRARD, U. S. Mex. Bd. Surv. 14, pl. 8, figs. 1-4, 1859.
Sciaena ocellata GÜNTHER, Cat. Fish. Brit. Mus. II, 289, 1860, America; JORDAN & GILBERT, Bull. 16, U. S. Nat. Mus. 571, 1883.

Sciaenops ocellatus BEAN, Bull. Am. Mus. Nat. Hist. IX, 367, 1897, New Jersey; H. M. SMITH, Bull. U. S. F. C. 1897, 101, 1898; JORDAN & EVERMANN, Bull. 47, U. S. Nat. Mus. 1453, 1898, pl. CCXXII, fig. 567, 1900.

Body elongate, robust, its greatest depth one fourth of total length without caudal, least depth of caudal peduncle about one third of greatest depth; back somewhat arched; profile of head convex. Head rather long, three tenths of total length without caudal; eye small, about one seventh as long as the head; snout obtuse, two ninths as long as the head. Mouth large, nearly horizontal, the lower jaw rather shorter than the upper; the maxillary reaching to below the hind border of the orbit, its length more than two fifths length of head; bands of villiform teeth in both jaws, the outer teeth of the upper jaw much enlarged; lower jaw with subequal teeth. Preopercle strongly serrate on its bony margin in the young, entire in large individuals and with the edge of the bone covered by skin. Gill rakers 5+7 on first arch, shorter than the diameter of the pupil. Spinous dorsal triangular, the first spine minute, the fourth, and longest, four ninths as long as the head, the last two thirds as long as the eye; base of soft dorsal twice as long as that of spinous dorsal, the longest ray one third as long as the head. Anal base short, one third as long as the head, two thirds as long as longest anal ray; the end of the anal base is under the 17th ray of soft dorsal, second anal spine about three eighths as long as the head; caudal nearly truncate, the middle rays one half as long as the head. Pectoral equals postorbital part of head, the fin extending to below the end of spinous dorsal. Ventral equal to pectoral, and not reaching nearly to vent. Scales of the breast embedded, cycloid; no scales on soft dorsal except in a very narrow strip at its base. D. X, I, 24 to 25; A. II, 8; scales 4-45 to 55-10 to 12. Color grayish silvery, iridescent; often washed with coppery red; each scale with a center of dark points forming obscure undulating stripes along the rows of scales; a jet black ocellated spot about as large as the eye at base of caudal above; sometimes two or more such spots are present; the body occasionally covered with ocelli.

The red drum is one of the largest of the food fishes of the southern waters, reaching the length of 5 feet and the weight

of 75 pounds. It inhabits the Atlantic coast from New York to Texas, and has once been taken near Cape Cod.

A red drum, or spotted bass, weighing 14 pounds, was obtained by Mr E. G. Blackford from New Jersey, and was purchased alive for the New York aquarium. At the time of writing (December 11, 1897) it is in the central pool, and is, apparently, in perfect health. It swims sometimes immediately under the sand shark. Its food consists of large pieces of herring, which it takes readily.

The only specimen known to have been taken at Cape Cod was caught in a trap in Buzzards bay at the breakwater in 1894. The example is 34 inches long and weighs about 14 pounds. On account of the ocellated markings at the base of the caudal fin it has sometimes been called the branded drum.

Genus *LEIOSTOMUS* Lacépède

Body oblong, ovate, the back compressed; head obtuse; mouth small, horizontal, the upper jaw with a band of feeble teeth, the lower nearly or quite toothless; slits and pores of upper jaw well developed; lower pharyngeals separate, the teeth paved; preopercle with a membranaceous border; dorsal spines 10, slender, rather high, the last connected with the soft rays; soft dorsal and anal long; anal spines two, the second not large; caudal fin emarginate; gill membranes slightly connected; gill rakers slender. This genus is distinguished from *Sciaena* chiefly by the obsolescence of the teeth in the lower jaw, and by the more paved teeth of the pharyngeals. The soft rays of the dorsal fin and specially of the anal are more numerous than in related groups. One species.

283 *Leiostomus xanthurus* Lacépède

Spot; Lafayette

Leiostomus xanthurus LACEPÈDE, Hist. Nat. Poiss. IV, 439, pl. 10, fig. 1, 1802, Carolina; CUVIER & VALENCIENNES, Hist. Nat. Poiss. V, 142, 1830; DE KAY, N. Y. Fauna, Fishes, 70, 1842, extralimital; JORDAN & GILBERT, Bull. 16, U. S. Nat. Mus. 574, 1883; BEAN, Bull. U. S. F. C. VII, 141, 1888; 9th Rep. Comm. Fish. N. Y. 260, 1890; Bull. Am. Mus. Nat. Hist. IX, 367, 1897; EUGENE SMITH, Proc. Linn. Soc. N. Y. 1897, 39, 1898; MEARNS, Bull. Am. Mus. Nat. Hist. X, 321, 1898; H. M. SMITH, Bull. U. S. F. C. 1897, 101, 1898; JORDAN & EVERMANN, Bull. 47, U. S. Nat. Mus. 1458, 1898, pl. CCXXIII, fig. 569, 1900.

Mugil obliquus MITCHELL, Rep. Fish. N. Y. 16, 1814, New York; Trans.

Lit. & Phil. Soc. N. Y. I, 405, 1815, New York.

Leiostomus obliquus DE KAY, N. Y. Fauna, Fishes, 69, pl. 60, fig. 195, 1842.

Sciaena obliqua GÜNTHER, Cat. Fish. Brit. Mus. II, 288, 1860.

Sciaena xanthurus GÜNTHER, op. cit. 288, 1860.

Body short, deep, compressed, its greatest depth one third, or more than one third, of the total length without the caudal; least depth of caudal peduncle three sevenths length of head; back in front of dorsal compressed to a sharp edge; profile steep, convex, depressed over the eyes; dorsal outline convex, highest at dorsal origin. Head short, its length contained three and one third to three and two thirds times in the total without caudal; snout short and very blunt, about two sevenths as long as the head and slightly longer than the eye. Mouth small, inferior, horizontal; maxillary rather more than one third length of head, extending to below middle of pupil; lower jaw toothless in the adult, upper jaw with a series of narrow minute teeth; gill rakers short, slender, 8+22 on the first arch; lower pharyngeals small, with three series of molars posteriorly and many villiform teeth anteriorly; preopercle entire; preorbital about equal to eye in width. Spinous dorsal triangular, but rounded at tip, the first spine very slender and very closely attached to the second, the third and fourth longest, three fifths as long as the head, the last two spines very short, only about as long as the pupil. Soft dorsal long and low, the base twice as long as that of spinous dorsal, the longest ray three eighths as long as the head. Caudal forked, the middle rays one half as long as the head. Anal elevated in front, low behind, the longest ray more than one half as long as the head, the last shorter than the eye; the second anal spine as long as the eye; the first spine very small. Pectoral large, extending to below the sixth ray of second dorsal, nearly as long as the head. Ventral as long as the head without snout, not reaching nearly to vent. Scales small, ctenoid, extending on caudal and base of pectorals, but not on other fins; soft dorsal, however, has a sheath at base formed by a single series of scales; scales below lateral line in oblique series. Lateral line little curved anteriorly.

D. X, I, 30 to 32; A. II, 12; P. I, 17; scales 9-60 to 70-12 to 14.

Color bluish above, silvery below; about 13 to 15 narrow dark lines extending from the dorsal fins downward and forward to below the lateral line; a roundish black humeral spot about two thirds as long as the eye; fins plain olivaceous.

This little fish was formerly known on the New York coast as *lafayette*. Mitchill calls it the little porgee. According to De Kay its appearance on the New York coast in the summer of 1824 happened to coincide with the arrival of General Lafayette and his name was bestowed upon the species. The name spot is derived from the presence of a dark blotch about as big as the eye near the root of the pectoral fin. Other names for the species are *goody*, *oldwife*, *roach* and *chub*.

The spot is found from Cape Cod to Florida and is sometimes abundant as far north as New York. In Great South bay several specimens were taken early in October in Great river. A single example was seen among some fishes taken in a pound-net in Islip, Oct. 1, 1890. In 1898 the species was not obtained by the writer, and in 1901 only a few specimens, mostly adults, were secured at Quantic bay, Duncan's creek, and Widow's creek.

Rather common in Gravesend bay from July to as late as December, and is well adapted to captive life. It is most abundant usually in September.

Dr Mearns states that the fish, locally known as the sand porgee, is of frequent occurrence in summer in the Hudson river and its estuaries. H. M. Smith records it as common in the fall in the vicinity of Woods Hole Mass. leaving in October or November, when the water temperature reaches 45° F. All the specimens observed there were about 6 inches long.

It is a small fish, seldom exceeding 10 inches in length, but is one of the favorites among the panfishes. The spot feeds on the bottom on small invertebrates, and can be taken readily with hook and line. In Great South bay it is caught in seines and pound nets. It ascends creeks into brackish water and is a common associate of the white perch. In Great Egg Harbor

bay it is extremely common in summer and is sometimes known as porgee.

Genus **MICROPOGON** Cuvier & Valenciennes

Body moderately elongate, compressed, somewhat elevated; preopercle strongly serrate; teeth in villiform bands, the outer row in the upper jaw enlarged; lower jaw with a row of minute barbels on each side; gill rakers short, thickish; spinous dorsal rather short of 10 or 11 stoutish spines; second anal spine moderate; caudal fin double truncate; lower pharyngeals narrow, distinct, with sharp, conical teeth; air bladder with long horns. A well marked genus, the species all American, allied to *Ophioscion* and *Sciaenops*, but distinguished by the presence of barbels; species all closely related, similar in form, size, and color.

284 *Micropogon undulatus* (Linnaeus)

Croaker

Perca undulata LINNAEUS, Syst. Nat. ed. XII, 483, 1766, South Carolina.

Bodianus costatus MITCHILL, Trans. Lit. & Phil. Soc. N. Y. I, 417, 1815, New York.

Micropogon lineatus CUVIER & VALENCIENNES, Hist. Nat. Poiss. V, 215, pl. 119, 1830, New York.

Micropogon costatus DE KAY, N. Y. Fauna, Fishes, 83, pl. 72, fig. 230, 1842.

Micropogon undulatus CUVIER & VALENCIENNES, Hist. Nat. Poiss. V, 219, 1830; DE KAY, N. Y. Fauna, Fishes, 84, 1842, extralimital; HOLBROOK, Ichth. S. C. ed. 1, 145, pl. 21, fig. 1, 1856; GÜNTHER, Cat. Fish. Brit. Mus. II, 271, 1860, in part; JORDAN & GILBERT, Bull. 16, U. S. Nat. Mus. 575, 1883; BEAN, Bull. Am. Mus. Nat. Hist. IX, 368, 1897; H. M. SMITH, Bull. U. S. F. C. 1897, 101, 1898; JORDAN & EVERMANN, Bull. 47, U. S. Nat. Mus. 1461, 1898, pl. CCXXIV, fig. 570, 1900.

Body rather elongate, little compressed, its greatest height equal to length of head, and two sevenths of total length without caudal; caudal peduncle short, its least depth equal to snout, and about one third length of head. Head long, two sevenths of total length without caudal, the snout prominent, obtuse, nearly twice as long as the eye, which is one fifth as long as the head. Mouth rather large, nearly horizontal, the maxillary reaching to below front of eye. Preopercle strongly serrate, the spines near angle diverging. Dorsal fins nearly separate, the spinous dorsal triangular, the first and last spines

shorter than eye, the third and fourth longest, equal to snout and eye combined, the base of the fin as long as the ventral. Soft dorsal long and low, one fourth longer than head, the longest ray one third as long as head. Caudal slightly produced in the middle, the middle rays one half as long as head. Anal base three eighths as long as head; the first spine minute, second spine one fourth as long as head, first ray about one half length of head, last ray two ninths as long as head. Pectoral long, reaching beyond origin of soft dorsal. Ventral one sixth of total length without caudal, not reaching nearly to vent. Interorbital width somewhat exceeds diameter of eye.

D. X, I, 27 to 30; A. II, 8; V. I, 5; P. I, 16; scales 9-60-12; pyloric caeca eight; gill rakers 7+16.

Color grayish silvery, with bright reflections; sides and back with narrow, irregular, undulating lines of dots; dorsal fins with three lines of dots along base.

The croaker inhabits the east coast of the United States, ranging from Cape Cod to Texas; it is not very common north of the Chesapeake. It grows to the length of 15 inches and is an important food fish. The fish was described by Mitchell but was unknown to De Kay from personal observation. Though known in Gravesend bay, the species is a very uncommon one there. The only specimen recorded at Woods Hole Mass. is 15 inches long; it was taken in a trap at the breakwater in Buzzards bay on Sep. 9, 1893.

Genus MENTICIRRHUS Gill

Body comparatively elongate, little compressed; head long, subconic, the bluntish snout considerably projecting beyond the mouth; mouth small, horizontal, both jaws with bands of villiform teeth, the outer teeth in the upper jaw more or less enlarged; chin with a single stoutish barbel; preopercle with its membranaceous edge serrulate; gill rakers short and tubercular or obsolete; dorsal spines high, slender, 10 or 11 in number (13 in *Cirrimens*); second dorsal long and low; caudal fin with the lower angle rounded, the upper sharp; anal fin with a single weak spine; no air bladder. Lower pharyngeals separate,

the teeth varying from sharp to very obtuse. This genus is one of the most strongly marked in the family. It has been confounded by all European writers with *Umbrina*, with which it has not very much in common except the presence of the barbel at the chin. All the species are American, and all bottom fishes. The low, elongate body, the large pectorals, and the obsolete air bladder are all characters related to this peculiarity of habit.

Subgenus **MENTICIRRHUS** Gill

285 *Menticirrhus saxatilis* (Bloch & Schneider)

Kingfish; Whiting; Sea Mink

- Johnius saxatilis* BLOCH & SCHNEIDER, Syst. Ichth. 75, 1801, New York.
Sciæna nebulosa MITCHILL, Trans. Lit. & Phil. Soc. N. Y. I, 408, pl. 3, fig. 5, 1815.
Umbrina alburnus DE KAY, N. Y. Fauna, Fishes, 78, pl. 7, fig. 20, 1842.
Umbrina nebulosa GÜNTHER, Cat. Fish. Brit. Mus. II, 275, 1860; STORER, Hist. Fish. Mass. 46, pl. IX, fig. 4, 1867.
Menticirrhus nebulosus GOODE & BEAN, Bull. Essex Inst. IX, 17, 1879; JORDAN & GILBERT, Bull. 16, U. S. Nat. Mus. 577, 1883.
Menticirrhus saxatilis BEAN, Bull. U. S. F. C. VII, 141, pls. II, III, figs. 7 and 8, 1888; JORDAN & EIGENMANN, Rep. U. S. F. C. for 1886, 431, 1889; BEAN, 19th Rep. Comm. Fish. N. Y. 259, pl. XII, fig. 16, 1890; Bull. Am. Mus. Nat. Hist. IX, 368, 1897; H. M. SMITH, Bull. U. S. F. C. 1897, 101, 1898; JORDAN & EVERMANN, Bull. 47, U. S. Nat. Mus. 1475, 1898; BEAN, 52d Ann. Rep. N. Y. State Mus. 106, 1900.

Body robust, elongate, its greatest depth about two ninths of total length without caudal; the least depth of caudal peduncle one third length of head. Head one fourth to two sevenths of total length without caudal; snout one fourth as long as the head; eye small, two thirds as long as snout. Mouth large, the maxillary reaching to below middle of eye. Outer teeth of upper jaw not much enlarged. Spinous dorsal elevated, the third spine longest, two thirds as long as the head, reaching slightly past origin of soft dorsal; first spine minute, last two spines very short. Base of soft dorsal one third of total length without caudal; the longest ray less than one third length of head. Caudal concave above, convex below, the middle rays about one half as long as the head. Anal base under the middle portion of the soft dorsal, its length about equal to least depth of caudal peduncle, the spine one third as long as the pectoral, the longest

ray equal to snout and eye combined. Pectoral large, nearly as long as the head, reaching past origin of soft dorsal. Ventral one half as long as the head. Scales all ctenoid. D. X, I, 26 or 27; A. I, 8; scales 7-53-14.

Color dusky gray above, sometimes blackish, the back and sides with distinct dark oblique cross bands running downward and forward, the anterior one at the nape extending downward, meeting the second and thus forming a V-shaped blotch on each side; a dark lateral streak bounding the pale color of the belly, most distinct posteriorly, and extending on lower lobe of caudal; inside of gill cavity scarcely dusky; pectorals dark.

The kingfish, according to De Kay, was so named by the early English colonists because of its excellent flavor. The name hake is given to it in New Jersey and Delaware; in the Chesapeake it is sometimes called black mullet; in North Carolina, the sea mink; in the south it is the whiting or Bermuda whiting; on the Connecticut coast it is known as the tomcod.

The kingfish occurs northward to Cape Ann and south to the Gulf of Mexico. Large individuals are not common as far north as Cape Cod, but the young may be seen in moderate numbers in the summer months. They occur in abundance throughout Great South bay and near the inlet their number is increased. We have collected them at the mouth of Swan creek, in Blue Point cove, at the Blue Point Lifesaving station, Oak Island and Fire Island. An individual was obtained October 7, in the bay, and others were found during September. Adult kingfish used to be common in Great South bay, but in 1884 they were rare, according to Mr Erastus Gordon, of Patchogue. In 1898 only one adult was taken by the writer and that was found in Clam Pond cove, August 26. Young were seined at Fire Island inlet, Nichols's Point, Howell's Point, Blue Point cove, and in Peconic bay. In 1901, large kingfish were not uncommon in Great South bay, but the young were unusually rare, only two specimens measuring from $3\frac{3}{4}$ to 4 inches having been obtained; these were seined at Duncan's creek, September 14.

The kingfish was formerly abundant in Gravesend bay, but it seldom occurs there now.

The species evidently breeds at Woods Hole Mass. Dr Smith says that adults full of spawn are common there in June and uncommon after July 15. The young about an inch long appear in the middle of July, and the young are numerous on sandy beaches during the summer and till early October, when they leave, having attained a length of 4 or 5 inches. Some of the young are almost entirely black, while others of the same size taken at the same time show the color markings of the adults. The maximum weight there is about 2 pounds.

The species is a favorite in New York waters and well merits its reputation as a choice food fish. It takes the baited hook very readily. Hard clam, cut small, shedder crab, black mussels and various kinds of fish are good baits. It goes in schools and associates with the weakfish.

The name kingfish is said to have been given it in honor of the king by colonial New Yorkers, who esteemed the fish highly.

Genus *POGONIAS* Lacépède

Body short and deep, the dorsal outline much elevated, the ventral nearly straight. Mouth moderate, the upper jaw longest; teeth small, in villiform bands, the outer not enlarged; lower pharyngeal bones large, fully united, armed with strong paved teeth; lower jaw with numerous barbels, each about one half as long as the eye; preoperculum entire, with a membranaceous edge. Dorsal fins slightly connected, the spines high and strong; caudal fin subtruncate; first anal spine short, the second exceedingly large, nearly as long as the soft rays; pectorals and ventrals long; gill rakers short and bluntish. Pseudobranchiae large. Marine species, reaching a very large size, among the largest of the Sciaenidae, two species known.

286 *Pogonias cromis* (Linnaeus)

Drum

Labrus cromis LINNAEUS, Syst. Nat. ed. XII, 479, 1766, Carolina.

Pogonias fasciatus LACÉPÈDE, Hist. Nat. Poiss. III, 137, 1802; CUVIER & VALENCIENNES, Hist. Nat. Poiss. V, 210, pl. 118, 1830; DE KAY, N. Y. Fauna, Fishes, 81, pl. 14, fig. 40, 1842; GUNTHER, Cat. Fish. Brit. Mus. II, 270, 1860.

Mugil grunniens MITCHILL, Rep. Fish. N. Y. 16, 1814, New York.

Mugil gigas MITCHILL, Rep. Fish. N. Y. 16, 1814, New York.

- Labrus grunniens* MITCHILL, Trans. Lit. & Phil. Soc. N. Y. I, 405, 1815.
- Sciæna fusca* MITCHILL, Trans. Lit. & Phil. Soc. N. Y. I, 409, 1815, New York.
- Sciæna gigas* MITCHILL, Trans. Lit. & Phil. Soc. N. Y. I, 413, 1815, New York.
- Pogonias chromis* CUVIER & VALENCIENNES, Hist. Nat. Poiss. V, 206, 1830; DE KAY, N. Y. Fauna, Fishes, 80, 1842; HOLBROOK, Ichth. S. C. ed. 1, 112, pl. 16, fig. 2, 1856; GÜNTHER, Cat. Fish. Brit. Mus. IX, 270, 1860; JORDAN & GILBERT, Bull. 16, U. S. Nat. Mus. 568, 1883; BEAN, 19th Rep. Comm. Fish. N. Y. 261, pl. XIII, fig. 17, 1890.
- Pogonias cromis* BEAN, Bull. Am. Mus. Nat. Hist. IX, 368, 1897, Gravesend Bay; H. M. SMITH, Bull. U. S. F. C. 1897, 101, 1898; JORDAN & EVERMANN, Bull. 47, U. S. Nat. Mus. 1482, 1898, pl. CCXXV, fig. 573, 1900.

Body oblong, compressed, heavy forwards, its greatest depth two fifths to one third of total length without caudal; least height of caudal peduncle one third length of head. Head large, its length about two sevenths of total without caudal; snout short, strongly declivous, a very shallow depression over the eyes, nape much arched. Lower jaw slightly shorter in front than upper; maxillary reaching to below middle of eye. Teeth in broad bands, the outer series in maxillary scarcely enlarged; lower pharyngeals large, completely united, covered with many blunt molars and a small patch of conical teeth at the outer posterior corner. Gill rakers 4+12 on first arch, very short and slender. Spinous dorsal triangular, the fourth and fifth longest, two fifths as long as the head, the spines rapidly diminishing in size to the front and rear, the first one being minute; the base of spinous dorsal as long as the head without the snout. Soft dorsal lower than spinous, the longest rays one third as long as the head. Anal base short, under second half of soft dorsal, the first spine minute, the second about one third as long as the head, the longest ray twice as long as the last ray and one half as long as the head. Caudal truncate, the middle rays about one half as long as the head. Pectoral long, reaching to below the fourth ray of soft dorsal, as long as the head. Ventral equal to postorbital part of head, reaching to below the origin of soft dorsal. Scales on breast small, others large. D. X, I, 21 to 22; A. II, 5 to 6; P. I, 17; V. I, 5. Scales 7-47 to 52-11.

Color grayish silvery, with five broad dark bars three of which extend upon the dorsal fins, these bars disappearing with age;

usually no oblique dark streaks along rows of scales above; fins dusky.

Dr Mitchill describes the drum under the names, black drum and red drum. The black drum which he described weighed 34 pounds. He had a specimen of 80 pounds, and states that he was credibly informed of one that weighed 101 pounds. The species, according to Dr Mitchill, was taken abundantly during the summer with line and net. The name drum, he says, is derived from the drumming noise made by the fish immediately after being taken out of water. "He swims in numerous shoals in the shallow bays on the south side of Long Island, where fishermen during the warm season can find them almost like a flock of sheep; is a dull sort of fish." The red drum he considered merely a variety of the black drum. Dr De Kay says of the species, which he calls the big drum: "They are gregarious, and frequently taken in great numbers by the seine during the summer along the bays and inlets of Long Island." De Kay adopted a different specific name for the young of this species, and called it the banded drum. Other names for this stage given by De Kay are: grunter, grunts, young drum and young sheepshead. He saw the young in September, and states that it is found in New York waters also in October and November. The adults, according to De Kay, are a coarse food, but the young are considered a great delicacy.

The drum is occasionally taken on our coast as far north as Cape Cod; southward it extends to the Gulf of Mexico.

The drum is an occasional summer visitor in Gravesend bay. In the fall of 1896, 14 young individuals, 8 inches long, were brought from there alive to the aquarium, and lived till February 10, 1897, when the low temperature of the water (38°) killed them. In the fall of 1897 none were seen in the bay.

In the vicinity of Woods Hole Mass. the drum is very rare. Dr Smith records the first one as having been taken May 7, 1874, and it has been observed only three or four times since. The recent specimens have been caught in traps at Quisset Harbor, in the latter part of September or early in October;

these specimens weighing each $4\frac{1}{2}$ or 5 pounds. The largest drum recorded was taken at St Augustine Fla. and weighed 146 pounds. The large fish are not much valued for food, but small ones are said to be excellent.

GENUS *APLODINOTUS* Rafinesque

Body oblong, the snout blunt, the back elevated and compressed; mouth rather small, low, horizontal, the lower jaw included; teeth in villiform bands, the outer above scarcely enlarged; no barbels; pseudobranchiae rather small; gill rakers short and blunt; lower pharyngeals very large, fully united, with coarse, blunt, paved teeth, as in *Pogonias*; preopercle slightly serrate; dorsal spines strong and high, with a close fitting scaly sheath at base, the two dorsals somewhat connected; second anal spine very strong; caudal double truncate; air bladder very large, simple, with no appendages; pyloric caeca seven; vertebrae $10+14=24$. Fresh waters of the United States; large, coarse fishes, feeding chiefly on crustacea and mollusks. The genus is apparently allied to *Pogonias*, and both may be descended from allies of *Roncador*, which is intermediate between them and *Sciaena*.

287 *Aplodinotus grunniens* Rafinesque

Fresh-water Drum; White Perch

- Aplodinotus grunniens* RAFINESQUE, Jour. de Phys. Paris, 88, 1819, Ohio River; BEAN, Fishes Penna. 135, pl. 35, fig. 73, 1893; JORDAN & EVERMANN, Bull. 47, U. S. Nat. Mus. 1484, 1898, pl. CCXXVI, fig. 574, 1900.
- Sciaena oscula* LE SUEUR, Jour. Ac. Nat. Sci. Phila. 252, pl. 13, 1822, Lake Ontario.
- Ambledon neglectus* GIRARD, U. S. Mex. Bd. Surv. Fish. 12, pl. 5, figs. 6-10, 1859.
- Ambledon grunniens* GIRARD, U. S. Pac. R. R. Surv. Fish. 96, pl. 23, 1858.
- Haplodonotus grunniens* GILL, Proc. Ac. Nat. Sci. Phila. 104, 1861; JORDAN & GILBERT, Bull. 16, U. S. Nat. Mus. 567, 1883.
- Corvina oscula* DE KAY, N. Y. Fauna, Fishes, 73, pl. 21, fig. 63, 1842, Lakes Erie & Ontario; GÜNTHER, Cat. Fish. Brit. Mus. II, 297, 1860.

The shape of the fresh-water drum is similar to that of the salt-water species, the body being moderately elongate, its greatest height one third of its length without the caudal; the sides are moderately compressed and the back very much so.

The least depth of the tail is less than one third of the depth of the body. The head is rather short, its length contained three and two thirds times in the total without caudal. The eye is about four fifths as long as the snout and one sixth length of head. Snout obtuse. The maxilla reaches to below the middle of the eye; the lower jaw is shorter than the upper. The pectoral is nearly as long as the head and reaches to below the beginning of the soft dorsal. The ventral is about two thirds length of head. The third dorsal spine is the longest, nearly one half as long as the head. The second anal spine is much the longer and stouter, its length two fifths that of head. The rays of the soft dorsal are longest near the end of the fin. The scales are very irregularly placed, about 55 in the lateral line.

D. IX, I, 30-31; A. II, 7.

The color is grayish, darker on the back; lower parts silvery. Young specimens have dark spots along the rows of scales, forming oblique lines.

The fresh-water drum has received a great number of common names. In the Ohio valley and South it is known as the white perch; in the Great Lake region it is called sheepshead or fresh-water drum on account of its resemblance to the salt-water drum. At Buffalo and Barcelona, New York, it is known as sheepshead. The name crocus, used on lakes of northern Indiana is a corruption of croaker, a name of a marine fish of the same family. In the southern states the name drum is generally applied to the species, and in addition the terms thunder pumper, gaspergou and jewel head are used. Gaspergou is a term used in Arkansas, Louisiana and Texas. The names drum, croaker and thunder pumper have reference to certain sounds produced by the fish either by means of its air bladder or by grinding together the large molarlike teeth in the pharynx. The name jewel head probably refers to the otoliths or ear-bones, frequently called lucky stones, which are found in the skull of this species. In Texas, adjacent to Mexican territory, occurs the name gaspagie, a variation of the name gaspergou.

The fresh-water drum is widely distributed; it occurs in Lake

Champlain and the entire Great lakes region, the Ohio and Mississippi valleys southward to Texas. The U. S. Fish Commission obtained a specimen at Point Breeze N. Y. on Lake Ontario. De Kay reported it as very common in Lake Erie and called sheepshead at Buffalo. At the time of his writing the fish was scarcely ever eaten. It is found principally in large streams and lakes and rarely enters creeks and small rivers. In western Texas the species is rare. In the wilds of Texas, New Mexico and northern Mexico Mr Turpe has found this fish in clear limestone streams emptying into the Rio Grande.

This species is usually found on the bottom, where it feeds chiefly on crustaceans and mollusks and sometimes small fishes. It is specially fond of crawfish and small shells such as *Cyclas* and *Paludina*. Mr Turpe mentions water plants as forming part of its food and states that it will take a hook baited with worms or small minnows.

The fresh-water drum grows to a length of 4 feet and a weight of 60 pounds, but the average market specimens rarely exceed 2 feet in length and in many parts of the West much smaller ones are preferred. Nothing is recorded about the breeding habits of this species, and as to its edible qualities there is the greatest difference of opinion. Some writers claim that its flesh is tough and coarse with a disagreeable odor, specially in the Great lakes. Individuals from the Ohio river and from more southern streams are fairly good food fish, while in Texas Mr Turpe considers it one of the most excellent of the fresh-water fishes, comparing favorably with black bass. Mr Robert Ridgway of the National Museum at Washington, pronounces the species from the Wabash river in Indiana, a fine table fish though, he says, other people there consider it inferior. Richardson described what is supposed to be a deformed specimen of this drum under the name of *malashegany*, which he had from Lake Huron. He described it as a firm, white, well-tasting fish, but never fat and requiring much boiling.

Suborder PHARYNGOGNATHI

Labroid Fishes

Family LABRIDAE

Wrasse Fishes

GENUS TAUTOGOLABRUS Günther

Body oblong, not elevated, comparatively slender and compressed; head moderate, more or less pointed, but the jaws not notably produced; teeth in the jaws in several series, the outermost very strong; the teeth unequal, conical and pointed; no posterior canines. Cheeks with small scales; opercles with large ones; interopercles naked; preopercle with the vertical limb finely serrated. Branchiostegals five. Gill membranes considerably united, free from the isthmus; gill rakers short. Scales moderate, 35 to 50 in the lateral line; lateral line continuous, abruptly bent opposite posterior part of second dorsal; dorsal long and low, the spinous portion much longer than the soft, of 18 or 19 low, subequal, rather strong spines; soft dorsal slightly elevated; anal fin similar to soft dorsal, with three strong graduated spines; caudal truncate; pectorals short, the ventrals inserted behind their axils. Species two, both American. This genus is very close to the European genus *Ctenolabrus*, differing in the less perfect squamation of the head and in the greater number of dorsal spines and vertebrae.

288 *Tautogolabrus adspersus* (Walbaum)*Bergall; Cunner; Chogset; Nipper*

Labrus adspersus WALBAUM, Art. Gen. Pisc. 254, 1792.

Tautoga Caerulea MITCHILL, Rep. Fish. N. Y. 24, 1814, New York.

Labrus chogset MITCHILL, Trans. Lit. & Phil. Soc. N. Y. I, 402, pl. 3, fig. 2, 1815, New York.

Labrus chogset fulva MITCHILL, l. c. 403, 1815, New York.

Ctenolabrus uninotatus CUVIER & VALENCIENNES, Hist. Nat. Poiss. XIII, 239, 1839, New York, young; DE KAY, N. Y. Fauna, Fishes, 174, pl. 29, fig. 90, 1842; GÜNTHER, Cat. Fish. Brit. Mus. IV, 90, 1862.

Ctenolabrus burgall GÜNTHER, l. c. 90, 1862, Canada.

Ctenolabrus chogset CUVIER & VALENCIENNES, Hist. Nat. Poiss. XIII, 237, 1839.

Ctenolabrus ceruleus DE KAY, N. Y. Fauna, Fishes, 172, pl. 29, fig. 93, 1842.

Ctenolabrus adspersus JORDAN & GILBERT, Bull. 16, U. S. Nat. Mus. 599, 1883; BEAN, 19th Rep. Comm. Fish. N. Y. 251, pl. IV, fig. 6, 1890.

Tautoglabrus adspersus GOODE & BEAN, Bull. Essex Inst. XI, 14, 1879; BEAN, Proc. U. S. Nat. Mus. 87, 1880; Bull. Am. Mus. Nat. Hist. IX, 368, 1897; H. M. SMITH, Bull. U. S. F. C. 1897, 102, 1898; JORDAN & EVERMANN, Bull. 47, U. S. Nat. Mus. 1577, 1898, pl. CCXXXVI, fig. 595, 1900; BEAN, 52d Ann. Rep. N. Y. State Mus. 107, 1900; SHERWOOD & EDWARDS, Bull. U. S. F. C. 1901, 30, 1901.

Body fusiform, stout, its greatest depth nearly one third of total length without caudal, the profile much less convex than in the tautog; least depth of caudal peduncle one half of greatest depth of body. Head one third of total length without caudal, the snout pointed, and forming one third of the length of head; eye placed high, its diameter one fifth length of head; preorbital bone not equal in width to the eye; jaws equal, with thick lips; mouth moderate, the maxillary nearly reaching to vertical from front of eye; five canines in front of upper jaw, about four in lower, the teeth on sides of jaw largest in front; bands of small concave teeth behind canines; gill rakers very short, about 6+11 on first arch; scales rather small; top of head, preorbital, maxillary, mandible, interopercle, and posterior edge of preopercle and opercle naked; preopercle with about five rows of small scales; opercle with four or five rows of larger ones; fins naked. Base of spinous dorsal two and one half times as long as that of soft dorsal; the spines gradually increasing in length up to the seventh, from which they are about equal, the seventh about three eighths as long as the head, the first only one sixth as long as the head. Soft dorsal a little higher than spinous, the longest ray one half as long as the head. Caudal rounded, its middle rays about one half as long as the head. Anal under the second half of the dorsal, its base as long as the head without the snout; the spines stout and sharp, the first equal to the eye in length, the second and third nearly equal and a little more than one third length of head; the fourth and fifth soft rays equal, longest, one half as long as the head. Pectoral broad, short, one half as long as the head. Ventral slightly longer than pectoral, not reaching to vent.

D. XVIII, 9 or 10; A. III, 9; scales 6-47-13; vertebrae 17+19.

Color bluish or brownish, usually with a brassy luster on sides; head and back sometimes spotted with brassy; young with darker blotches and markings, and often with a black blotch near the middle of the dorsal fin. Some individuals are yellowish and the young are often green.

The cunner is known also as chogset and bergall (this changed to bengal in Great Egg Harbor bay, N. J.). Mitchill gives the name of bluefish as in use in New York in 1815; perch, sea perch and blue perch are New England names given for this fish. Names used with reference to its bait-stealing propensities are: nipper and bait-stealer.

The cunner is common from Labrador to at least as far south as New Jersey.

The bergall is found in Gravesend bay throughout the year. In 1898, the writer found it in Peconic bay and the adjacent Scallop pond; south side of Great South bay opposite Patchogue; Fire Island inlet; Blue Point cove; and Duncan's creek. In 1899, young examples were taken at Water Island ocean beach, June 6. In 1901, young of a yellow color and only $1\frac{3}{8}$ inches long were seined in a creek near Fire Island inlet, August 15. Half grown and adults were caught at a wreck on Tobey's Flat, August 14, and at Smith's Point, August 23.

At Woods Hole Mass. the cunner is very abundant and remains during the entire year. Thousands perish from cold every winter. The fish spawns in June. The egg is about $\frac{1}{16}$ inch in diameter, buoyant, and has been hatched in the tidal cod-jar in five days in water of a mean temperature of 56° F. By August 1 the young an inch long are observed. Outside of Gayhead and Cuttyhunk the fish reaches a weight of $2\frac{1}{2}$ pounds, but the usual weight is from $\frac{1}{4}$ to $\frac{1}{2}$ pound. In February 1901, thousands of cunners were killed by extreme cold at Woods Hole.

The cunner endures captivity very well, individuals having been kept three years or longer. The species is usually associated with the tautog or blackfish; in many places it proves a great annoyance to fishermen. In some parts of New England the fish is highly esteemed, but farther south it is not in high

repute, the hard scales and stiff, sharp spines making it inconvenient to prepare for cooking.

Dr Mitchill describes a yellow variety of the cunner, and De Kay has considered the young, which has a black spot on the anterior portion of the dorsal fin, as a distinct species, named by him the spotted bergall.

The young vary greatly in color. We have seen some dull brown, others that were yellowish, and still others of a bright green. Dusky bands are characteristic, also, of the young stages. Examples were taken at Blue Point cove and at Fire Island. The cunner is a permanent resident, and does not retreat into deep water except in very cold weather. Its spawning takes place in June and July. The species is fished for with the hook, and is taken in nets, which are baited and set among the rocks. The catch of the Irish cunner boats of Boston has been estimated at about 300,000 pounds annually.

Genus **TAUTOGA** Mitchill

Body long, not elevated nor greatly compressed. Head large, nearly as deep as long, with a convex profile. Mouth rather small. Teeth very strong, conical, in two series; the outer somewhat incisorlike; the two anterior teeth in each jaw strong; the posterior teeth small, without canines. Eye small, high up. Cheeks with small scales; interopercle naked; opercles naked, except above; scales on body rather small, in about 60 transverse series, those on ventral region reduced in size; lateral line continuous, abruptly decurved opposite the end of the soft dorsal. Dorsal fin long, low, continuous, the spinous part much the longer, with about 16 low, strong, subequal spines, each with a small cutaneous appendage at tip; soft dorsal higher than spinous; anal similar to soft dorsal, with three stout, graduated spines; pectorals broad and rather short; caudal short, truncate, with rounded angles; the soft parts of the vertical fins with the membranes somewhat scaly; ventrals conspicuously behind pectorals. Branchiostegals five. Gill rakers very short and feeble; gill membranes somewhat connected, free from the isthmus. Vertebrae 16+18=34. This genus contains a single species, a large Labroid, abundant on the Atlantic coast of the United States.

289 *Tautoga onitis* (Linnaeus)*Blackfish; Tautog*

- Labrus onitis* LINNAEUS, Syst. Nat. ed. X, 286, 1758; ed. XII, 478, 1766.
Tautoga niger MITCHILL, Rep. Fish. N. Y. 23, 1814, New York.
Labrus tautoga MITCHILL, Trans. Lit. & Phil. Soc. N. Y. I, 399, 1815, Long Island.
Tautoga americana DE KAY, N. Y. Fauna, Fishes, 175, pl. 14, fig. 39, 1842; STORER, Hist. Fish. Mass. 110, pl. XX, fig. 2, 1867.
Tautoga onitis GÜNTHER, Cat. Fish. Brit. Mus. IV, 88, 1862; GOODE & BEAN, Bull. Essex Inst. XI, 14, 1879; JORDAN & GILBERT, Bull. 16, U. S. Nat. Mus. 600, 1883; BEAN, Bull. U. S. F. C. VII, 137, pl. III, fig. 3, 1888; 19th Rep. Comm. Fish. N. Y. 252, pl. V, fig. 7, 1890; Bull. Am. Mus. Nat. Hist. IX, 368, 1897; H. M. SMITH, Bull. U. S. F. C. 1897, 102, 1898; JORDAN & EVERMANN, Bull. 47, U. S. Nat. Mus. 1578, 1898, pl. CCXXXVII, fig. 596, 1900; BEAN, 52d Ann. Rep. N. Y. State Mus. 107, 1900; SHERWOOD & EDWARDS, Bull. U. S. F. C. 1901, 30, 1901.

Body deep, moderately compressed, the outline of head and back convex, the greatest depth three eighths to one third of total length without caudal, the least depth of caudal peduncle equal to postorbital part of head. Head short, blunt, its length contained three and one fourth to three and one half times in total without caudal; profile of snout very steep; preorbital very wide, wider than the eye; mouth small, with very thick lips, the maxillary reaching the vertical from anterior or posterior nostril; eye one fifth as long as the head; snout one third as long as the head; jaws nearly equal in front, with two or three large canines and smaller ones on the side, gradually diminishing in size backwards. A patch of small scales behind eye extending downward to middle of cheek where there are five or six series; a small patch of scales at upper edge of opercle; head elsewhere naked. About 3+6 very short and blunt gill rakers on first arch. Spinous dorsal composed of stout, sharp spines, the connecting membrane between them projecting beyond them; the first spine as long as the eye; the spines gradually increasing in length to the 11th which is one third as long as the head and twice as long as the first; the remaining spines are about equal to the 11th; the base of soft dorsal is one half as long as the head; the longest ray is nearly twice as long as the last ray and more than one half as long as the head. Caudal convex, the middle rays about one half as long as the

head. Anal base coterminous with the dorsal base, two thirds as long as the head, the spines rather long, stout, and graduated, the first a little longer than the eye, the third twice as long as the eye; the third and fourth rays longest, as long as post-orbital part of head. Pectoral large, as long as the head without the snout, reaching to below the 10th spine of the dorsal. Ventral one half as long as the head, reaching to below the 12th spine of the dorsal. D. XVI to XVII, 10; A. III, 8; V. I, 5; P. I, 15. Scales 14-60 to 65-29.

Color blackish, greenish, frequently pale bluish or bluish black with metallic reflections. Often with irregular bands of a deeper hue. Lips, lower jaws and abdomen lighter, sometimes pale, sprinkled with black points, and sometimes of the same color as the rest of the body. Eye greenish.

This is better known in New York as the blackfish; farther south it is styled chub or salt-water chub, Moll, Will George and oyster fish. Mitchill gives the name *tautog* as of Mohegan origin. He publishes for the species the names toad, blackfish and runner. The Mohegan name *tautog*, according to De Kay, is said to mean black. The fish is found from Nova Scotia to Virginia. It occurs in all parts of Great South bay visited by us. Some of the localities at which it was taken are the following: Blue Point cove and Lifesaving station, Great River beach and Fire Island. The name used at Patchogue is blackfish. We saw a few *tautog* among the fishes caught in a trap at Islip, October 1, 1890. In 1898 specimens were obtained in Peconic bay, at Blue Point cove, Islip, Nichols's Point and Fire Island inlet; young individuals were taken July 29, August 25, September 1 and 16. Following is a list of localities in which the *tautog* was sparingly taken in Great South bay in 1901:

Clam Pond cove.....	July 19
Fire Island inlet.....	August 15
Cherry Grove.....	August 17
Smith's Point.....	August 23
Mouth Swan river.....	September 5
Off Widow's creek (young).....	September 28
Off Swan river (young).....	October 7 and 11

Dr Mitchill gives a most entertaining account of the habits and mode of capture of this well known species. At the time of his writing, in 1814, the price varied from eight to 12 cents a pound.

It has been known to reach a length of 3 feet and a weight of 21½ pounds. Individuals of 12 to 14 pounds have occasionally been taken off Cape Ann. The fishing season begins in April and may last till winter. Examples are sometimes speared in the winter months in New England rivers. The tautog is not migratory, but hibernates in cold weather, going into the mud in November or December. It is sometimes destroyed by freezing; such accidents have occurred in ponds on Martha's Vineyard and elsewhere.

The spawning season begins late in April. The eggs are deposited in depths of 6 to 8 feet or more among the rocks. In the fish cultural operations at Woods Hole Mass. it was found that the egg is buoyant and only $\frac{1}{26}$ inch in diameter; in the automatic tidal box they hatched in about five days with the water temperature at 69° F., and in two or three days with the temperature at 71°.

There is great diversity in the colors of the young, just as in the case of the young cunners. Some are bright green, others brown or red and some are mottled with brown, red and green, intermingled with pale areas. The food of the tautog consists of mollusks and crustaceans; crabs, and specially fiddlers, barnacles, clams and lobsters are among the favorite articles of food. The annelids, known as sandworms, are also very attractive to it.

The tautog is an excellent food fish and one of the commonest of our market species. It is a permanent resident in the bays and is hardy in captivity. Individuals have been kept longer than three years and some of them have grown remarkably. Their food includes chopped hard clam, live killifish, shrimps, and fiddler crabs, of which latter they are extremely fond. Spawning takes place regularly in the tanks in spring, but, as the eggs are very small and buoyant, they must invariably be lost at the overflow. As the newly hatched embryos are only $\frac{1}{12}$ inch long they too would flow out unseen if any were left for development.

Group ZEOIDEA

Family ZEIDAE

John Dories

Genus ZENOPSIS Gill

Body ovate, much compressed, without scales, and without warts or humps in the adult. Head deeper than long, its anterior profile steep. Mouth rather large, upper jaw protractile; teeth small on jaws and vomer, none on the palatines. Various bones of the head and shoulder girdle armed with spines. Series of bony plates along the sides of the belly and the bases of both dorsal and anal, each plate armed with a strong spine. Eye large, placed high. Gill rakers short. Dorsal spines very strong, usually 10 in number, some of them filamentous; anal spines three; ventral fins long, the rays I, six or I, seven. Caudal peduncle slender, the fin not forked. Three species known, differing from the European genus *Zeus* mainly in the presence of three anal spines instead of four, and in the greater development of the spinous armature. Pelagic.

290 *Zenopsis ocellatus* (Storer)*John Dory*

Zeus ocellatus STORER, Proc. Bost. Soc. Nat. Hist. VI, 385, 1858, Provincetown Mass.; PUTNAM in STORER, Hist. Fish. Mass. 279, 1867.

Zenopsis ocellatus GILL, Proc. Ac. Nat. Sci. Phila. VI, 126, 1862; JORDAN & GILBERT, Bull. 16, U. S. Nat. Mus. 456, 1883; GOODE & BEAN, Oceanic Ichth. 224, with plate, 1896; JORDAN & EVERMANN, Bull. 47, U. S. Nat. Mus. 1660, 1898, pl. CCXLVI, fig. 618, 1900.

Body short, deep, compressed, its greatest depth one half of total length including caudal; the caudal peduncle short and very slender, its least depth scarcely more than one half diameter of eye. Head subquadrangular, large, the mouth large and very oblique, the maxillary one sixth of total length without caudal, its width posteriorly nearly one half its length. A slight concavity over the eyes. Eye two ninths as long as the head and placed high. Snout two fifths as long as head. Top of head with roughish ridges, but without spines; a spine at the base of each dentary bone; a supplemental maxillary bone; teeth nearly obsolete. Gill rakers short. Skin naked except for the

bony bucklers which are armed each with a central spine hooked backward and marked with radiating ridges; seven bucklers along the base of the dorsal, the fifth and sixth largest, these located under the fifth to the 19th dorsal ray; two on the median line in front of the ventrals, the second larger, as long as the eye; about eight plates between ventrals and anal origin, and five along base of anal. Dorsal spines stout and long, the first four or five filamentous, the second longest, equal to total length without the head and the caudal fin; the base of the fin five sixths as long as the head. Soft dorsal base a little longer, as long as the head; the rays short, the longest, near the end of the fin, equal to diameter of eye. Caudal fin short, rounded, the middle rays as long as the postorbital part of head. Pectoral short, about as long as snout. Ventrals long, nearly as long as the head, and almost reaching to the anal origin. Anal long, one half of total length without caudal, the spinous and soft portions scarcely connected; the first spine longest, one and one half times as long as the third, and one fifth as long as the head; the longest anal ray nearly one third as long as the head. D. X, 24; A. III, 24; V. I, 5; P. 12.

Color silvery, nearly plain; a black lateral ocellated spot in life, disappearing in spirits.

Of this pelagic species only one specimen is known; this was taken off Provincetown Mass. and presented to the museum of the Boston Society of Natural History by Capt. N. E. Atwood.

Suborder SQUAMIPINNES

Scaly Fins

Family EPHIPPIDAE

Spadefishes

Genus CHAETODIPTERUS Lacépède

Body much elevated and compressed, its outline nearly orbicular, the anterior profile nearly vertical. Scales small, 55 to 70 in the course of the lateral line. Jaws about equal; no teeth on vomer or palatines; teeth on jaws slender, somewhat movable; preopercle finely serrulate. Branchiostegals six. Dorsal fins two, somewhat connected, the first of usually nine spines,

the third of which is elongate; anal spines three, small, the second the longest; ventral with a large accessory scale. Pyloric caeca four to six. American; distinguished from the Asiatic genus *Ephippus* by the very much smaller scales.

291 *Chaetodipterus faber* (Broussonet)

Spadefish; Triple-tail; Angelfish; Moonfish

Chaetodon faber BROUSSONET, Ichth. Decas. 1, V, pl. 4, 1782, Jamaica; Carolina.

Chaetodon oviformis MITCHILL, Trans. Lit. & Phil. Soc. N. Y. I, 247, pl. V, fig. 4, 1815, New York; Am. Month. Mag. II, 247, February, 1818.

Ephippus gigas CUVIER, Règne Anim. ed. 2, vol. 2, 191, 1829, America; DE KAY, N. Y. Fauna, Fishes, 99, pl. 23, fig. 71, 1842, New York; HOLBROOK, Ichth. S. C. ed. 1, 105, pl. 15, fig. 2, 1856; GÜNTHER, Cat. Fish. Brit. Mus. II, 61, 1860.

Ephippus faber DE KAY, N. Y. Fauna, Fishes, 97, pl. 23, fig. 68; HOLBROOK, Ichth. S. C. ed. 1, 108, pl. 15, fig. 1, 1856; GÜNTHER, Cat. Fish. Brit. Mus. II, 61, 1860.

Chaetodipterus faber JORDAN & GILBERT, Bull. 16, U. S. Nat. Mus. 613, 1883; BEAN, 19th Rep. Comm. Fish. N. Y. 253, pl. VI, fig. 8, 1890; H. M. SMITH, Bull. U. S. F. C. 1897, 102, 1898; JORDAN & EVERMANN, Bull. 47, U. S. Nat. Mus. 1668, pl. CCXLVII, fig. 619, 1900.

Body oblong-ovate, its greatest depth equal to the distance from the eye to the end of the dorsal base or anal base; least depth of caudal peduncle one half length of head. Head short, two sevenths of total length without caudal; snout two fifths as long as the head; preorbital deep, equal to diameter of eye, which is three tenths as long as the head; mouth moderate, nearly horizontal, the maxilla reaching to below front of eye; chin with a row of pores; dorsal and ventral outlines similar, greatly convex. First dorsal spine minute; second very short, one half as long as the eye; third spine longest, as long as the head without the snout; fourth spine one third as long as the head; the remaining spines rapidly diminishing in size to the last which is one third as long as the eye. The soft dorsal is separated from the spinous by a deep notch; the anterior part of the fin is greatly elevated, the longest ray being three sevenths of total length without caudal; the fin is falcate, the last rays being short. Caudal crescentic with the outer rays produced, and about as long as the head. Anal similar in shape

to the soft dorsal; the first spine one half as long as the eye, the second as long as the eye, and the third three fourths as long as the second; the longest rays equal one half of greatest depth of body. Pectoral short, rounded, one half as long as the head. Ventral much longer, as long as the head, reaching beyond the vent.

D. VIII, 1, 20 to 22; A. III, 18; V. I, 5; P. I, 16; lateral line 60 to 65; pyloric caeca 4 to 6; vertebrae 9 or 10-14.

Grayish; a dusky band across the eye to the throat; a second similar band, broader, beginning in front of the dorsal and extending across the base of the pectoral to the belly; a third band, narrower, extending to the middle of the sides from the base of the fourth and fifth dorsal spines; a fourth broader band from the last dorsal spines to anal spines, the remaining bands alternately short and long; all of these bands growing obscure and disappearing with age; ventrals black.

The moonfish is the sheepshead chaetodon of Mitchill, and the banded ephippus of De Kay. Dr Mitchill records it as taken at the east end of Long Island, July 27, 1815. De Kay, in his *New York Fauna*, has the following concerning the species: "About twenty years since, they were caught here in seines in great numbers and exposed in the markets for sale. Some of them were 18 inches long. Those described by Mitchill were captured in 1815 and 1817. The popular names of three-tailed sheepshead and three-tailed porgee were given them by the fishermen in allusion to their prolonged dorsal and anal fins. . . Schoepff states that it is called angelfish in South Carolina."

The species is called spadefish in the states bordering the Gulf of Mexico.

The moonfish has occasionally been taken as far north as Cape Cod. Dr Smith records it as a very rare straggler in Vineyard Sound, Mass. A specimen was obtained in 1889, and three have been observed since. All were taken in traps at Menemsha in August and September. The fish were uniform in size and about 16 to 18 inches long. The species reaches a length of 2 to 3 feet. Southward it is recorded from as far as Guatemala.

It occurs in the West Indies. In Chesapeake bay it is moderately common.

As a food fish this species is highly prized by those who are familiar with its qualities.

Family CHAETODONTIDAE

Butterfly Fishes

Genus CHAETODON (Artedi) Linnaeus

Body short, deep, very strongly compressed, specially above and behind; head small, compressed, almost everywhere scaly; mouth very small, terminal, the jaws provided with long, slender, flexible, bristlelike teeth; vomer sometimes with teeth; preoperculum entire or nearly so, without spine. Dorsal fin single, continuous, not notched, the spinous part longer than the soft part, of about 13 spines, the spines not graduated, some of the middle ones being longer than the last; last rays of soft dorsal usually rapidly shortened, some of them occasionally filamentous (in East Indian species); caudal peduncle short, the caudal fin fan-shaped; anal similar to soft dorsal, preceded by three or four strong spines. Body covered with rather large ctenoid scales, somewhat irregular in their arrangement; the lateral line curved, high, parallel with the back. Gill openings rather narrow, the membranes narrowly joined to the isthmus; branchiostegals six. A very large genus of singular and beautiful fishes abounding in the tropical seas, specially about volcanic rocks and coral reefs; most of them have the body crossed by transverse black bars. They are all very active, feeding on small animals.

Subgenus CHAETODONTOPS

292 *Chaetodon ocellatus* Bloch

Parche

Chaetodon ocellatus BLOCH, Ichth. III, 105, pl. 211, fig. 2, 1787; EIGENMANN & HORNING, Ann. N. Y. Ac. Sci. IV, 7, 1887; BEAN, Bull. Am. Mus. Nat. Hist. IX, 368, 1897; H. M. SMITH, Bull. U. S. F. C. 1897, 102, 1898; JORDAN & EVERMANN, Bull. 47, U. S. Nat. Mus. 1674, 1898, pl. CCXLIX, fig. 621, 1900; H. M. SMITH, Bull. U. S. F. C. 1901, 33, 1901.

Chaetodon bimaculatus BLOCH, Ichth. pl. 219, fig. 1, 1790; CUVIER & VALENCIENNES, Hist. Nat. Poiss. VII, 67, 1831; GÜNTHER, Cat. Fish. Brit. Mus. II, 9, 1860; JORDAN & GILBERT, Bull. 16, U. S. Nat. Mus. 940, 1883.

Sarothrodus maculocinctus GILL, Proc. Ac. Nat. Sci. Phila. 99, 1861, Newport R. I.; young.

Chaetodon maculocinctus JORDAN & GILBERT, Bull. 16, U. S. Nat. Mus. 616, 1883; BEAN, Bull. U. S. F. C. VII, 138, pl. I, fig. 4, 1888.

Body subovate, strongly compressed; greatest depth three fifths to two thirds of total length without caudal; least depth of caudal peduncle about one third length of head. Head two fifths of total without caudal; the upper profile concave except for a slight protuberance over eyes; snout equals five sixths diameter of eye, which is one third as long as the head; the maxilla reaches to below the anterior nostril, its length equal to length of snout; lower jaw somewhat produced; suborbital bone one half as wide as the eye. First dorsal spine one fourth as long as the head; second spine about one half as long as head; third and fourth spines longest, as long as the head without the snout; last spine two fifths as long as head; longest soft ray one half as long as the head. Anal fin under the posterior half of the dorsal; the first spine as long as the snout; the second longest, nearly one half as long as the head; the third nearly as long as the second; the longest ray as long as the second spine; the base of the fin equals one third of total length without caudal. Caudal rounded, the middle rays one half as long as the head. Pectoral reaching to below the 10th spine of the dorsal, as long as the head without the snout. Ventral reaching to the second anal spine, four fifths as long as the head.

D. XII or XIII, 18 to 20; A. III, 16 to 18; V. I, 5. Scales 8-45 to 50-20.

Color golden gray, sometimes yellow or orange; a large, oblong, dark blotch on base of soft dorsal extended downward by a black band crossing the body and continuing faintly upon the base of the anal; a dark band from the origin of the dorsal through the eye and extending downward across the cheek. The bands are nowhere more than one half as wide as the eye.

The parçhè belongs to the West Indian fauna; it is common at Havana, and the young follow the Gulf Stream northward in summer to New Jersey, Long Island, Rhode Island, and Cape Cod. In the vicinity of Woods Hole Mass. according to Dr Smith,

it must now be regarded as a common species, for, in 1900, the number of specimens taken at Katama bay was 123; these were observed on 13 different occasions between August 15 and October 26; on September 8 the number taken was 26 and 21 were seined on October 3. Up to 1897 only a few specimens had been secured annually in October and November—not more than five in any one season.

A single individual, $1\frac{1}{4}$ inches long, was taken in the seine at Beesley's Point N. J. September 2.

The general color of the sides was yellow, more persistent in alcohol on the ventral surface and caudal peduncle than elsewhere.

D. XIII, 20; A. III, 18; lateral line, 45; third and fourth dorsal spines equal, and as long as the head without the snout.

The parche is very rare in Gravesend bay. Two small individuals were taken by Mr De Nyse in October 1898. Mr De Nyse informs me that the roundish black spot in the soft dorsal remains fixed under all conditions, while the band extending from it to the anal fin sometimes disappears. The whole body of the fish at times appears to have an orange tinge, but at other times it is gray.

An individual about 2 inches long was obtained from a fish pound near Clam Pond cove, Oct. 17, 1898. This species is conspicuously beautiful on account of the orange color of its fins contrasting sharply with the dark bands on the head and body.

Family TEUTHIDIDAE

Surgeons

Genus TEUTHIS Linnaeus

This genus includes those Teuthididae which have the tail armed with a sharp, antrorse, lancetlike, movable spine; strong, fixed, incisor teeth; ventral rays I, five, and usually nine spines in the dorsal fin. The numerous species are found in all tropical seas, herbivorous fishes living about coral reefs. The adult is protected by the murderous caudal spine, which grows larger with age.

293 *Teuthis hepatus* Linnaeus*Surgeons; Doctor Fish; Tang*

Teuthis hepatus LINNAEUS, Syst. Nat. ed. XII, 507, 1766, Carolina; MEEK & HOFFMAN, Proc. Ac. Nat. Sci. Phila. 229, 1884; BEAN, Bull. Am. Mus. Nat. Hist. IX, 368, 1897; JORDAN & EVERMANN, Bull. 47, U. S. Nat. Mus. 1691, 1898.

Acanthurus phlebotomus CUVIER & VALENCIENNES, Hist. Nat. Poiss. X, 176, 1835, New York, etc.; DE KAY, N. Y. Fauna, Fishes, 139, pl. 73, fig. 234, 1842.

Acanthurus chirurgus CUVIER & VALENCIENNES, Hist. Nat. Poiss. X, 168, 1835; GÜNTHER, Cat. Fish. Brit. Mus. 329, 1861; JORDAN & GILBERT, Bull. 16, U. S. Nat. Mus. 617, 1883.

Acanthurus nigricans JORDAN & GILBERT, l. c. 941, 1883.

Body ovate, its greatest depth one half of total length without caudal; anterior profile moderately convex, forming an angle of 45° with axis of body. Caudal lunate, its inner rays about two thirds length of outer rays; caudal lobes subequal, the upper never filamentous. Head rather short, two sevenths of total length without caudal. D. IX, 26; A. III, 24.

Color dark olive brown, more or less distinctly greenish; middle of sides paler; sides with about 12 distinct blackish vertical bars, rather narrower than the interspaces, most distinct over front of anal; a brownish stripe along base of dorsal; spinous dorsal with alternate stripes running upward and backward, of dark blue and bronze olive, the two colors of about equal width; soft dorsal with a bluish streak on the anterior side of each ray, and a bronze stripe behind it; fins very dark, often almost black.

The surgeon is common in the West Indies and from Florida to Bahia and northward in summer to Cape Cod.

A young individual, about 3 inches long, was caught in Mr John B. De Nyse's pound, Gravesend bay, Oct. 22, 1897. The species had not been certainly known before to occur north of Charleston S. C. De Kay described and figured it as a New York species solely on the authority of Cuvier and Valenciennes. Dr Smith records the capture of a few specimens in the vicinity of Woods Hole Mass. during the summer of 1900. It was last observed on October 3 when one example was taken.

Group PLECTOGNATHI
Suborder SCLERODERMI
Family BALISTIDAE

Triggerfishes

Genus BALISTES (Artedi) Linnaeus

Body compressed, covered with thick, rough scales or plates of moderate size, 50 to 75 in a lengthwise series; a naked groove before eye below nostrils; lateral line more or less developed, very slender, undulate, conspicuous only when the scales are dry, extending on the cheeks. Pelvic flap large, movable, supported by a series of slender, pungent spines. Caudal peduncle compressed, its scales unarmed, without spines or differentiated tubercles similar to those on rest of body. Gill opening with enlarged bony scutes behind it; cheeks entirely scaly, without naked patches or grooves. Both jaws with irregular, incisor-like teeth, usually four on each side in each jaw. First dorsal of three spines, the anterior of which is much the largest, the second acting as a trigger, locking the first when erected; the third nearly as large as second and remote from it; second dorsal and anal long, similar to each other, in the adult always falcate or filamentous in front; caudal fin rounded, with the outer rays much produced in the adult; branchiostegals six; vertebrae 7+10. Species rather few, chiefly American; some of them straying to the Old World.

Subgenus CAPRISCUS Rafinesque

294 *Balistes carolinensis* Gmelin

Leather Jacket; Turbot; Triggerfish

Balistes carolinensis GMELIN, Syst. Nat. I, 1468, 1788, Carolina; BEAN, Bull. Am. Mus. Nat. Hist. IX, 368, 1897; H. M. SMITH, Bull. U. S. F. C. 1897, 104, 1898; JORDAN & EVERMANN, Bull. 47, U. S. Nat. Mus. 1701, 1898, pl. CCLVIII, fig. 632, 1900.

Balistes capriscus GMELIN, Syst. Nat. I, 1471, 1788, Indian & American Oceans; GÜNTHER, Cat. Fish. Brit. Mus. VIII, 217, 1870; GOODE & BEAN, Bull. Essex Inst. XI, 3, 1879; JORDAN & GILBERT, Bull. 16, U. S. Nat. Mus. 855, 1883.

Balistes fuliginosus DE KAY, N. Y. Fauna, Fishes, 339, pl. 57, fig. 188, 1842, New York.

Body oblong, compressed, its greatest depth one half of total length to end of middle caudal rays; least depth of caudal peduncle one third length of head. Head nearly one third of total length without caudal; eye small, placed high, one fourth as long as the snout, and one fifth as long as the head; mouth small, terminal, the maxillary as long as the eye. Dorsal origin slightly behind vertical of hind margin of orbit; base of spinous dorsal one fourth of total length without caudal; first spine longest, one half as long as the head; second spine slender, one third as long as the head; third spine stouter than second, one fifth as long as the head. An interspace between spinous and soft dorsal. Soft dorsal base slightly longer than the head; the third and fourth rays longest, as long as the snout; the last ray shorter than the eye. Middle caudal rays one half as long as the head; external rays five sixths as long as the head. Anal opposite and similar to soft dorsal, its base as long as the head, its longest ray one fifth of total length without caudal. Pectoral short, one half as long as the head, reaching to below third spine of dorsal. Ventral flap large, supported by several slender pungent spines. D. III, 27; A. 25; scales 55 to 63 (58 in specimen examined), about 38 in a transverse series from vent upward and forward. Lateral line very inconspicuous, extending from the eye backward to below the third dorsal spine, where it descends to a point nearly over the sixth or seventh ray of the anal; here it turns to form a V-shaped figure ascending to the median line and along the middle of the caudal peduncle to the base of the caudal fin; a branch from behind eye extends obliquely downward and forward to the breast below pectorals; the lateral lines of the two sides are connected by a cross branch at the nape.

Color in life olive gray; a more or less distinct darker cross-bar under front of second dorsal and one under last ray; some small violet spots on upper part of back; usually a ring of blue spots, alternating with olive green streaks, about eye; violaceous marks on sides of snout; first dorsal spotted and clouded with bluish; second dorsal pale yellowish with clear sky-blue

spots separated by olive green reticulations, the spots arranged in rows; blue markings all fading in alcohol, leaving the olivaceous streaks; base of dorsal with three or four dark diffuse shades in the young; base of pectoral bluish, with olive spots; anal colored like soft dorsal; pectoral greenish.

The triggerfish inhabits the tropical parts of the Atlantic occasionally following the Gulf Stream northward as far as Cape Cod. In the Colonial Museum at Halifax is a specimen said to have been taken on the coast of Nova Scotia. At Woods Hole Mass. it is very rare and does not occur every year; the young have not been observed there.

The species is uncommon in Gravesend bay, Long Island, but is seen occasionally in summer in the bays opening into the Atlantic. De Kay described a specimen measuring $12\frac{1}{2}$ inches. In the year 1820, a specimen was obtained for him from New York harbor.

Subgenus **BALISTES**

295 *Balistes vetula* Linnaeus

Blue-striped Triggerfish; Bessy Corka

Balistes vetula LINNAEUS, Syst. Nat. ed. X, I, 329, 1758, Ascension Island; GÜNTHER, Cat. Fish. Brit. Mus. VIII, 215, 1870; JORDAN & GILBERT, Bull. 16, U. S. Nat. Mus. 855, 1883; H. M. SMITH, Bull. U. S. F. C. 1897, 103, 1898; JORDAN & EVERMANN, Bull. 47, U. S. Nat. Mus. 1703, 1898.

Body shaped as in *B. carolinensis*, its greatest depth five ninths of total length without caudal. Head one third of total length without caudal. Lateral line placed as in *B. carolinensis*, but the median part, from base of first dorsal to front of caudal peduncle wanting in the adult, branch on cheek ceasing opposite gill opening; cross branch present; ventral flap well developed, with slender, sharp spines. Scales on head much smaller and more crowded than those on body. Third dorsal spine rather shorter and weaker than second, remote from it. Caudal fin widely forked, the lobes filamentous and about equal. Dorsal in adult filamentous at tip. Anal little elevated anteriorly. D. III, 29; A. 27; lateral line 63.

Two curved, bluish, dark-edged bands on the side of the head, the lower from the angle of the mouth towards the throat, the

upper from above the snout to the root of the pectoral; a black light-edged line, similarly curved below the eye; several other similar lines radiating from the eye; caudal fin margined above and below with bluish, and with an intramarginal bluish band; dorsal and anal fins with transverse bluish bands; young with some irregular oblique black lines following the rows of scales.

The blue-striped triggerfish is common in the West Indies and occurs occasionally northward on our coast as far as Cape Cod. According to Dr Smith it is found in Vineyard Sound every season, mostly in September, adult specimens being taken in some numbers in the traps at Menemsha. During summer and fall the young, $1\frac{1}{2}$ or 2 inches long, are found at the surface in Vineyard sound in gulf weed and also around the shores.

Family **MONACANTHIDAE**

Filefishes

Genus **MONACANTHUS** Cuvier

Body short and deep, very strongly compressed, covered with minute, rough scales. Mouth very small; upper jaw with a double series of incisorlike teeth, usually 6 in the outer and 4 in the inner series; lower jaw with about 6 incisors in a single series; teeth connivent, unequal; gill opening a small slit, shorter than the eye, nearly vertical, below the posterior part of the eye, and just in front of upper edge of pectoral. Dorsal spine large, armed with two series of retrorse barbs, and no conspicuous filaments; second dorsal and anal fins similar to each other, of about 25 to 35 rays each; caudal fin moderate, rounded; pelvic bone with a blunt, movable spine, the bone connected by a movable flap of varying size; side of tail often with a patch of spines, specially in the males. Vertebrae 7+11 to 14=18 to 21. Species very numerous, in warm seas, most of them reaching a small size. All are lean fishes with leathery skin and bitter flesh, unsuited for food.

Subgenus **STEPHANOLEPIS** Gill

296 **Monacanthus hispidus** (Linnaeus)

Filefish

Balistes hispidus LINNAEUS, Syst. Nat. ed. XII, 405, 1766, Carolina.

Balistes broccus MITCHILL, Trans. Lit. & Phil. Soc. N. Y. I, 467, 1815, New York.

- Monacanthus massachusettsensis* DE KAY, N. Y. Fauna, Fishes, 336, pl. 57, fig. 187, 1842, Massachusetts Bay; STORER, Hist. Fish. Mass. 231, pl. XXIV, fig. 4, 1867.
- Monacanthus setifer* DE KAY, N. Y. Fauna, Fishes, 337, pl. 59, fig. 194, 1842, New York Harbor; GOODE & BEAN, Bull. Essex Inst. XI, 4, 1879.
- Monacanthus broccus* DE KAY, N. Y. Fauna, Fishes, 335, pl. 56, fig. 183, 1842; JORDAN & GILBERT, Bull. 16, U. S. Nat. Mus. 856, 1883.
- Monacanthus hispidus* BEAN, Bull. U. S. F. C. VII, 133, 1888; 19th Rep. Comm. Fish. N. Y. 241, 1890; Bull. Am. Mus. Nat. Hist. IX, 369, 1897; H. M. SMITH, Bull. U. S. F. C. 1897, 104, 1898; JORDAN & EVERMANN, Bull. 47, U. S. Nat. Mus. 1715, 1898, pl. CCLIX, fig. 635, 1900; BEAN, 52d Ann. Rep. N. Y. State Mus. 107, 1900, Great South Bay.

Body rather deep, the length being one and three fourths times the depth and three and two fifths times the length of the head; jaws subequal; eyes large, more than one third length of snout; gill opening about as long as eye, separated from the eye by an interspace nearly equal to its length; anterior profile slightly concave; dorsal spine somewhat shorter than snout, inserted above posterior part of eye, stout, rough, armed behind with two rows of retrorse barbs; first ray of soft dorsal sometimes filamentous, one half of total length without caudal; pectorals small, one half length of snout; pelvic bone long, ending in a short, blunt, movable spine, beyond which the abdominal flap does not extend; length of free edge of flap when expanded not greater than diameter of eye; scales minute, each with a crest of about three prickles, those on the caudal peduncle villous, those on the ventral flap larger, elongate; no naked areas; recurved spines on tail. Length 10 inches. D. I-32 to 33; A. 32 to 33; P. 15.

Dull greenish mottled with darker; fins olivaceous, somewhat blotched. Massachusetts bay to tropical seas; abundant on our South Atlantic coast. Also found through the West Indies to Brazil, in the Canaries and Madeira.

Mitchill and De Kay both recorded the filefish from New York, where it was not uncommon in summer.

This fish is taken in Gravesend bay in moderate numbers occasionally in the fall. Individuals were sent from there in September and November 1897. Some were living in a tropical tank and feeding freely on December 11. A single specimen was taken at Point of Woods, Great South bay, Aug. 16, 1898.

In the vicinity of Woods Hole Mass. according to Dr Smith, it occurs every year; some years rather scarce, some years abundant. In 1897 it was extremely numerous in July and August, and several hundred were often taken in one day in the seine. It may often be obtained under gulf weed, but is usually most plentiful in eelgrass and rockweed. No large fish are observed, the size ranging from 1 inch to nearly 4 inches. The smallest are rather uniformly dull brownish or greenish yellow in color, but those 3 or 4 inches long are mottled with white and several shades of dark green. In aquaria, small filefish often annoy and injure other fish, biting their fins, eyes, and other parts.

At Beesley's Point N. J. the writer seined an individual, Aug. 23, 1887, which had several parasites attached to the fins.

Genus *ALUTERA* Cuvier

Body oblong or rather elongate, strongly compressed, covered with minute, rough scales; mouth and teeth essentially as in *Monacanthus*, but the lower jaw more projecting, so that the lower teeth are directed obliquely upward and backward; gill opening an oblique slit, longer than eye, situated below and in advance of eye, its posterior end behind base of pectorals; pelvic bone long, falcate, movable under the skin, without spine at its extremity; dorsal spine small, inserted over the eye, rough, but without barbs; soft dorsal and anal long, each of 36 to 50 rays; caudal fin convex; pectorals small.

Subgenus *CERATACANTHUS* Gill

297 *Alutera schoepfii* (Walbaum)

Orange Filefish

- Balistes schoepfii* WALBAUM, Art. Gen. Pisc. 461, 1792, Long Island.
Balistes aurantiacus MITCHILL, Trans. Lit. & Phil. Soc. N. Y. I, 468, pl. VI, fig. 1, 1815, New York; adult.
Balistes cuspidata MITCHILL, Am. Month. Mag. II, 326, March, 1818, New York; young.
Aluteres cuspidata DE KAY, N. Y. Fauna, Fishes, 338, pl. 59, fig. 192, 1842, New York; young.
Monacanthus aurantiacus GÜNTHER, Cat. Fish. Brit. Mus. VIII, 254, 1870.
Alutera schoepfii JORDAN & GILBERT, Bull. 16, U. S. Nat. Mus. 858, 1883; BEAN, Bull. U. S. F. C. VII, 134, 1888.

Alutera schoepfi GOODE & BEAN, Bull. Essex Inst. XI, 3, 1879; BEAN, Bull. Am. Mus. Nat. Hist. IX, 369, 1897; H. M. SMITH, Bull. U. S. F. C. 1897, 104, 1898; JORDAN & EVERMANN, Bull. 47, U. S. Nat. Mus. 1718, 1898, pl. CCLX, fig. 636, 1900; BEAN, 52d Ann. Rep. N. Y. State Mus. 107, 1900.

Body oblong, rather elongate, narrowed posteriorly; the greatest depth four ninths or nearly one half of total length without caudal; least depth of caudal peduncle nearly one third length of head. Profile of head very oblique; space between dorsals almost horizontal; ventral outline convex. Head short, its length contained three and one fourth times in total without caudal; the gill opening oblique, two and one half times as long as the eye; eye small, one fifth as long as the head; twice its own diameter from top of head, and placed far back over the posterior part of the gill opening; snout one fourth of total length without caudal; mouth very small, the lower jaw prominent. Dorsal spine slender, varying greatly in length, placed over the eye. Interspace between the dorsals as long as the head. Base of second dorsal one third of total length without caudal; the longest dorsal ray equals one third length of dorsal base; the outline of the fin greatly convex. Caudal moderately long in adult, rounded behind, much produced in young; the middle rays in adult as long as the snout. Anal similar to soft dorsal, but extending farther back, its base somewhat longer than dorsal base, its longest rays equal to longest of dorsal. Pectoral short, one third as long as the head. Scales minute, shagreenlike, uniform over the body. D. I, 36; A. 38.

Coloration nearly uniform dirty olive gray, varying to orange yellow, often, specially when young, mottled above with darker bluish or dull orange; caudal sometimes dusky, edged with white, usually dull yellowish in the adult. Length 24 inches.

The orange filefish is found from Cape Cod to the Gulf of Mexico, the young usually abundant every summer on the south shore of Long Island and in the bays.

The young are rather common in Gravesend bay in August, September, October, and sometimes as late as November. Adults are rarely seen. The species will not survive the winter except

in warmed water. It feeds freely when the temperature is agreeable.

Young individuals were obtained in 1898 at the ocean beach, Southampton, Long Island, August 3, Islip, August 18, and Fire Island inlet, September 16. No adults were seen; the largest example was about 9 inches long. In 1901, an adult was obtained from Watts's pound, in Clam Pond cove, August 13, and another was speared in Fire Island inlet, August 1; no young were observed.

At Woods Hole Mass. according to Dr Smith, it is rather common every year in August and September. The largest are 18 inches long, the smallest 3 inches. The position constantly assumed in the aquarium is with the head down. Succulent algae are often eaten by the fish in captivity, the long branches of some species being bitten off and swallowed in a surprisingly short time. The color of the young is a dirty white, with large reddish-brown mottlings or blotches; the larger are orange-colored with the same mottlings as when young.

The species is seldom found north of Cape Cod. An individual taken at Forest River lead works, Salem, Mass. Aug. 9, 1845, was preserved in the museum of the Essex institute. At Somers Point N. J., a few young were found in August and September, but the adults were absent. This is called sunfish at Somers Point.

Suborder OSTRACODERMI

Trunkfishes

Family OSTRACIIDAE

Genus LACTOPHRYS Swainson

Trunkfishes with the carapace three-angled, the ventral surface flat or concave, never carinate; carapace closed behind the anal fin; carapace with or without frontal and abdominal spines; dorsal rays nine or 10; caudal rays always 10. This genus contains five species, four of them American, and differs from the Old World genus *Ostracion* only in the form of the carapace. The median dorsal ridge of the carapace is much more developed than the others, so that the body is three-sided and

three-angled, instead of four-sided and four-angled, as in *Ostracion*. Though this character is a striking one it is not one of high structural importance. Hollard and Bleeker have discarded it as being of no real systematic value. All writers agree that the species of the group are most closely related, and that the relations of the species are closer than they appear. We think, with Dr Goode, that the shape of the carapace affords "the most reliable guide in the arrangement of the species of the genus," and we think it not improper to accord generic distinction to the three-angled species, as distinct from the more specialized four-angled forms. *Jordan and Evermann*.

298 *Lactophrys trigonus* (Linnaeus)

Subgenus **LACTOPHRYS**

Trunkfish; Cuckold

Ostracium trigonus LINNAEUS, Syst. Nat. ed. X, 330, 1758.

Ostracium trigonum JORDAN & GILBERT, Bull. 16, U. S. Nat. Mus. 853, 1883.

Ostracion trigonus GÜNTHER, Cat. Fish. Brit. Mus. VIII, 256, 1870.

Ostracion yalei STORER, Bost. Jour. Nat. Hist. I, 353, pl. 8, 1837, Holmes Hole, Marthas Vineyard.

Lactophrys yalei DE KAY, N. Y. Fauna, Fishes, 342, 1842, after STORER; STORER, Mem. Am. Ac. VIII, 429, pl. 35, fig. 3, 1861.

Lactophrys trigonus POEY, Memorias, II, 362, 1861; BEAN, Bull. Am. Mus. Nat. Hist. IX, 369, 1897; JORDAN & EVERMANN, Bull. 47, U. S. Nat. Mus. 1723, 1898, pl. CCLXIII, fig. 641, 641a, 1900; H. M. SMITH, Bull. U. S. F. C. 1897, 104, 1898.

Body three-angled and with greatly compressed, thin edges; the greatest height one half of total length without the caudal. The caudal peduncle long and slender, its least depth three fourths diameter of eye. Each ventral ridge with a large, flat spine; no spine in front of eyes. Dorsal ridge high, greatly compressed, descending rapidly forward to opposite posterior margin of orbit and backward to caudal peduncle; carapace open behind the dorsal fin. Eye one third as long as the head; a pronounced supraoccipital ridge, the interorbital space exceeding diameter of eye. Dorsal base five sixths as long as the eye; longest dorsal ray one half as long as head. Anal farther back than dorsal and somewhat smaller. Length of gill opening not equal to eye.

D. 10; A. 10; P. 12.

Four teeth in each side of lower jaw.

Color olive gray or brownish; a faint blue spot in the center of each of most of the scales; nostril in a yellow spot; boundaries of upper scutes blackish, of lower bluish; outlines of various scutes behind gill opening black, forming a dusky area, specially distinct in the young; a similar smaller dusky area on side on level of eye; iris yellow; fins all pale olive; vent yellow; belly light olive, outlines of the scutes bluish; base of pectorals yellowish.

The trunkfish reaches the length of about 1 foot; it is common in the West Indies, the Bermudas, and the eastern part of the Gulf of Mexico, occasionally migrating northward in summer under gulf weed as far as Cape Cod. Dr Storer had it from Holmes Hole, on Marthas Vineyard. Dr H. M. Smith records no adults from the vicinity of Woods Hole Mass. but young individuals are not uncommon and are taken every year. They are found from July to October. On quiet days they are seen, singly or in scattered bodies, in the eelgrass about the wharves. The largest specimens secured by Dr Smith are 1 inch long, and the smallest $\frac{1}{4}$ inch. They are taken under the gulf weed, in surface tow nets and in shore seines. Several dozen have been obtained at one seine haul.

De Kay knew the fish only from the description by Dr Storer.

The only individual taken in Gravesend bay was found in August 1897; it was $\frac{3}{8}$ inch long. The fish lived a very short time in a balanced jar, though it appeared to feed freely upon minced hard clam.

Suborder GYMNODONTES

Family TETRAODONTIDAE

Puffers

Genus LAGOCEPHALUS Swainson

Body comparatively elongate; skin smooth or variously prickly, the prickles most developed on the abdomen; abdomen capable of very great inflation. Dorsal and anal rather long, falcate, of 12 to 15 rays each; caudal lunate. Nostril without distinct papilla, each one with two distinct openings; mucous

tubes on upper part of head and on sides of body very conspicuous. Lower side of tail with a fold. Species reaching a rather large size, chiefly tropical, one of them, *L. lagocephalus* L., reaching the coasts of southern Europe. Vertebrae in increased number (about 8+13=21). The increased number of vertebrae and of rays in the vertical fins mark a transition toward the allied family, *Chonerhinidae*, in which there are about 29 vertebrae, the dorsal rays about 35, the anal 30.

299 *Lagocephalus laevigatus* (Linnaeus)

Smooth Puffer; Rabbitfish

- Tetrodon laevigatus* LINNAEUS, Syst. Nat. ed. XII, 411, 1766, Charleston, S. C.; MITCHILL, Rep. Fish. N. Y. 28, 1814; GÜNTHER, Cat. Fish. Brit. Mus. VIII, 274, 1870.
- Tetraodon laevigatus* DE KAY, N. Y. Fauna, Fishes, 329, pl. 56, fig. 182, 1842.
- Tetrodon curvus* MITCHILL, Trans. Lit. & Phil. Soc. N. Y. I, 474, 1815; New York; young.
- Tetrodon mathematicus* MITCHILL, Trans. Lit. & Phil. Soc. N. Y. I, 474, pl. VI, fig. 6, 1815.
- Lagocephalus laevigatus* JORDAN & GILBERT, Bull. 16, U. S. Nat. Mus. 860, 1883; BEAN, Bull. U. S. F. C. VII, 133, 1888; Bull. Am. Mus. Nat. Hist. IX, 369, 1897; H. M. SMITH, Bull. U. S. F. C. 1897, 104, 1898; JORDAN & EVERMANN, Bull. 47, U. S. Nat. Mus. 1728, 1898, pl. CCLXIII, fig. 642, 1900; SHERWOOD & EDWARDS, Bull. U. S. F. C. 1901, 30, 1901.

Body elongate, stout, its depth about one fourth or two ninths of total length without the caudal. Caudal peduncle rather slender, tapering, its least depth about equal to diameter of eye. Head short, very obtuse in front, its length two sevenths of total without the caudal. Mouth very small, terminal. Nostrils midway between eye and tip of snout. Snout twice as long as the eye, which is one fourth as long as the head, and two thirds of width of interorbital space. Dorsal and anal fins opposite, about midway between eye and origin of middle caudal rays; each fin on a fleshy base. Base of dorsal two sevenths as long as the head; longest dorsal ray about one half as long as the head. Anal equal in size to dorsal. Caudal fin lunate, the middle rays as long as the snout; fold of skin on side of tail very distinct. Back and sides smooth; belly prickly, the spinous region extending backward from the throat nearly to the vent

and on the sides as high as the base of the pectoral; spines rather large, three-rooted, well separated, and with no smaller ones intermixed. Pectoral short and deep, its longest rays nearly one half as long as the head.

D. 14; A. 12; P. 15.

Upper parts greenish, sides and lower parts silvery white; no distinct markings.

The smooth puffer is a common resident of tropical seas, on our coast ranging from Cape Cod to Brazil. It reaches a length of 2 feet. According to Parra its flesh is poisonous. No recent observations have been recorded, however, on this subject.

In the waters of Cape Cod the species is not common though a few specimens are taken annually in traps in Buzzards bay and Vineyard sound, chiefly in September and October. The young are not found at all, the individuals observed being 11 or 12 inches long. During 1900 several specimens were taken in the vicinity of Woods Hole Mass. The Rhode Island Fish Commission secured three specimens in Narragansett bay, the largest weighing 10 pounds.

Occasionally taken in the fall in Gravesend bay. Five young were obtained in October 1897, but all of them died in November, notwithstanding that they had been taking food readily. The temperature could not be endured.

Though this fish was unknown to the fishermen met in Great Egg Harbor bay in 1887, it was moderately common there, 13 examples having been taken from August 27 to September 18. It has the same habit as the swellfish of inflating its abdomen.

Genus *SPHEROIDES* Lacépède

Body oblong, not elongate; skin variously prickly or smooth, sometimes with cirri. A single, short, simple nasal tube on each side, with two rather large openings near its tip. Dorsal and anal fins short, little falcate, of six to eight rays each; caudal truncate or rounded, rarely slightly concave. Vertebrae $8 + 10 = 18$. Frontal bones expanded sidewise and forming the lateral roof of the orbit, the postfrontals limited to the posterior portions. Species numerous, in warm seas; largely

American. Our species represent two well marked subgenera, the extremes of which appear very different from each other so far as the skulls are concerned. Some of the typical species of *Spheroides* approach *Canthigaster* in the narrowness of the frontal area.

Subgenus **SPHEROIDES**

300 *Spheroides maculatus* (Bloch & Schneider)

Swellfish; Puffer

Tetrodon hispidus var. *maculatus* BLOCH & SCHNEIDER, Syst. Ichth. 504, 1801, Long Island.

Tetrodon turgidus MITCHILL, Trans. Lit. & Phil. Soc. N. Y. I, 473, pl. VI, fig. 5, 1815, New York; GÜNTHER, Cat. Fish. Brit. Mus. VIII, 285, 1870; JORDAN & GILBERT, Bull. 16, U. S. Nat. Mus. 861, 1883; BEAN, Bull. U. S. F. C. VII, 133, 1888; 19th Rep. Comm. Fish. N. Y., 242, 1890.

Tetraodon turgidus DE KAY, N. Y. Fauna, Fishes, 327, pl. 55, fig. 178, 1842.

Spheroides maculatus JORDAN & EDWARDS, Proc. U. S. Nat. Mus. 232, 1886; BEAN, Bull. Am. Mus. Nat. Hist. IX, 369, 1897; H. M. SMITH, Bull. U. S. F. C. 1897, 104, 1898; JORDAN & EVERMANN, Bull. 47, U. S. Nat. Mus. 1733, pl. CCLXIV, fig. 645, 1900; BEAN, 52d Ann. Rep. N. Y. State Mus. 108, 1900.

Body fusiform, thick, its width and depth about equal and one third of total length without the caudal. Head moderately large, three eighths of the length without caudal. Eye small, about two fifths of interorbital width and one ninth as long as the head. Snout long, four sevenths as long as the head. Interorbital space slightly concave; profile not steep, depressed in front of the eyes. Dorsal origin twice as far from middle of eye as from base of middle caudal rays; base of dorsal fin as long as the eye; longest ray one third as long as the head. Anal origin under the end of dorsal base, the fin about equal to dorsal. Caudal convex, the middle rays two fifths as long as the head. Pectoral deep, but short, its upper rays three eighths as long as the head. Distance of nostrils from front of eye one half their distance from tip of snout. Sides of head and body always prickly; back prickly from upper lip to base of dorsal; belly prickly from lower lip to vent; prickles all similar, small, mostly three-rooted, stiff and close set, rather largest pos-

teriorly on back and belly, never obsolete; sides without cirri. D. 7; A. 6; C. 7; P. 16.

Color darkish olive green on the upper part of the head, body and tail, with a yellowish tinge along the sides. Sides and under surface white. Along the sides from beneath the eye to the caudal fin is an indefinite series of six to eight oblong black blotches, which occasionally take the appearance of transverse bars. De Kay observed some individuals which were nearly a uniform black above. Caudal fin nearly uniform pale, the tip darker.

The swellfish inhabits the Atlantic coast from Cape Ann to Florida; it grows to a length of 10 inches. In most localities the fish is not eaten, but at Somers Point N. J. certain persons professed to find in it excellent food qualities. De Kay states that the species is scarcely ever eaten in New York.

This species is known also by the additional names, puffer, blower, eggfish, swelltoad, sucking toad, toadfish (at Somers Point N. J.) It is the puffer and toadfish of Mitchill's *Fishes of New York*.

The swellfish is extremely abundant about the eastern end of Long Island, and is caught by hundreds at a time in pound nets during the summer. The writer has taken it at the following localities in Great South bay: Fire Island inlet, Oak Island beach, Clam Pond cove, Islip, Cherry Grove, Nichols's Point, Blue Point. In Gravesend bay the species is found at all times except during the cold months; it is hardy in captivity, but can not be kept with other fish because of its predatory habits.

In the vicinity of Woods Hole, according to Dr Smith, it appears about June first, and is abundant during the run of scup. It is common throughout the summer at the head of Buzzards bay. The spawning season is June 1 to 10. From about July 1 to October 15, the young, from $\frac{1}{2}$ inch to 1 inch long, are extremely abundant at Woods Hole, frequenting chiefly sandy beaches, where as many as 100 are often taken in one seine haul. The fish leaves as soon as cold weather sets in.

The name swellfish is derived from its habit of inflating itself by means of air or water. It can be made to inflate itself by scratching its belly. During the process of inflation the fish makes a sucking sound, from which doubtless comes the Chesapeake bay name of "sucking toad." Mitchill gives the following account of the inflation:

The air is inhaled with a sucking or swilling noise. When received into the cavity it is confined there by a valve in the throat. This valve is so strong and so tight that not a particle of air can escape. The hardness equals that of a football, and the fish will bear to be kicked about without discharging it. I have seen them stamped upon and still retain their charge of air. I have known them to bounce from the surface of a rock, against which they have been thrown, as turgid as ever. And it is a piece of sport, common enough among fishermen, to burst them between two stones, when the air is let loose with a noise almost equal to the report of a pistol.

The habit of inflation is a protective one. By means of it the fish can readily escape from the closed hand unless particular effort is made to retain it. When the abdomen is inflated the swellfish often remains on the surface of the water, and is driven by wind and tide till it desires to sink, when the air is suddenly discharged and the abdomen returns to its normal state.

It often takes a baited hook, notwithstanding the small size of its mouth and its clumsy teeth.

Subgenus **CHEILICHTHYS** Müller

301 **Spheroides testudineus** (Linnaeus)

Globefish; Blowfish

Tetrodon testudineus LINNAEUS, Syst. Nat. ed. X, 332, 1758; GÜNTHER, Cat. Fish. Brit. Mus. VIII, 282, 1870; JORDAN & GILBERT, Bull. 16, U. S. Nat. Mus. 861, 1883.

Spheroides testudineus JORDAN & EDWARDS, Proc. U. S. Nat. Mus. 239, 1886.

Spheroides testudineus JORDAN & EVERMANN, Bull. 47, U. S. Nat. Mus. 1734, 1898, pl. CCLXV, fig. 646, 646a, 1900.

Body fusiform, subterete, moderately elongate, its greatest width and depth equal, and two sevenths of total length without caudal. Caudal peduncle comparatively stout, its least depth one third length of head, the width not decreasing rapidly

toward the base of the caudal. Head one third of total length without caudal; eye small, its length nearly one fourth length of snout and nearly one seventh that of head; interorbital width two fifths length of head; nostrils one diameter of the eye in advance of eye. Gill opening one fourth length of head. Origin of dorsal fin twice as far from front of eye as from root of middle caudal rays. Dorsal base one fifth as long as the head, two fifths as long as longest dorsal ray. Anal origin slightly behind dorsal origin, the anal fin a little smaller than the dorsal, and mostly opposite to it. Caudal slightly concavo-convex, the lower lobe a little the longer, the middle rays two thirds as long as the head. Pectoral very deep but short, its longest ray two fifths as long as the head. Lateral line beginning behind the nostril, extending under the nostril to the middle of the snout, thence curving back on the cheek, ascending below and behind eye in a broad curve, its highest point on the level of the eye, to the middle of the caudal peduncle and thence nearly straight to the base of the caudal. Small, sparsely set prickles on back from nape to about middle of total length; larger, closely set prickles on belly from throat to vent, extending up to lower edge of pectoral fin; these prickles rarely obscure or absent; sides sometimes with cirri.

Back dark brownish or grayish and with whitish narrow curved lines and streaks, one of these usually a rhomb in the middle of the back surrounded by a long ellipse which often contains also a short crescentic streak. Two half ellipses on posterior part of back between dorsal and caudal fins. Two pale streaks across the interorbital space. Entire body and head, except back and belly, profusely covered with roundish black spots, the largest smaller than the pupil. A dark bar at base of pectoral. Caudal dusky at base, then pale, the posterior half blackish. D. 8; A. 7; C. 10; P. 15.

The globefish abounds in the West Indies, occasionally ascending rivers, and sometimes ranging northward in the Gulf Stream as far as Newport R. I. No specimens have yet been recorded from New York waters, but its occurrence is to be

expected in bays of the south side of Long Island. The species reaches the length of 7 or 8 inches; it is known in Cuba as the Tambor.

302 *Spheroides trichocephalus* (Cope)

Hairy Blowfish

Tetrodon trichocephalus COPE, Proc. Ac. Nat. Sci. Phila. 120, 1870, Gulf Stream off Newport, R. I.; JORDAN & GILBERT, Bull. 16, U. S. Nat. Mus. 862, 1883.

Sphaeroides trichocephalus JORDAN & EDWARDS, Proc. U. S. Nat. Mus. 236, 1886.

Spheroides trichocephalus JORDAN & EVERMANN, Bull. 47, U. S. Nat. Mus. 1737, 1898.

Head two sevenths of total length; eye two sevenths as long as the head; interorbital width four fifths diameter of eye. Profile suddenly descending from prefrontal region to premaxillary, arched from the former point backward; belly spinous to near vent; dorsal region spinous from a little behind the nares to above the ends of the pectoral fins; spines on the head long, close set, like seal bristles; caudal fin truncate, with prominent angles.

D. 8; A. 7.

Brownish above, faintly vermiculated with lighter; sides yellowish, becoming white below; fins uniform light yellow; a brown spot at base of pectoral. (After Cope)

The hairy blowfish is known only from the small specimen 4 inches long described by Professor Cope; the specimen was taken in the Gulf Stream off Newport. Jordan and Evermann suggest that it may be the young of *Spheroides pachygaster* (Müller & Troschel), from Barbados. Possibly it may be nearer to *S. nephelus* (Goode & Bean), Proc. U. S. Nat. Mus., 412, 1882, a southern species known from Georgia to Texas.

No specimens have been recorded from waters of New York.

Family DIODONTIDAE

Porcupine Fishes

Genus **TRICHODIODON** Bleeker

Body oblong, little depressed; nasal tentacle present; dermal ossifications very small, each with a pair of lateral roots, and

each terminating in a fine, flexible, bristlelike spine; fins as in *Diodon*, of which the species are possibly the very young.

303 *Trichodiodon pilosus* (Mitchill)

Hairy Porcupine Fish

Diodon pilosus MITCHILL, Trans. Lit. & Phil. Soc. N. Y. I, 471, pl. VI, fig. 4, 1815; supposed to be from New York Harbor; specimen $1\frac{1}{2}$ inches long.

Trichodiodon pilosus GÜNTHER, Cat. Fish. Brit. Mus. VIII, 316, 1870; JORDAN & GILBERT, Bull. 16, U. S. Nat. Mus. 862, 1883, name but probably not description which is from DE KAY; JORDAN & EVERMANN, Bull. 47, U. S. Nat. Mus. 1743, 1898.

Mitchill's description as given by Jordan and Evermann is as follows: "Hairy diodon (*Diodon pilosus*), with a covering of bristly hair. Length about $1\frac{1}{2}$ inches; breadth less than $\frac{1}{2}$ inch; depth nearly a quarter, making a blunt lump of a fish; covered all over—back, sides, head and belly—with bristly hair. The bristles strong and flexible, without the power to scratch or to prick; hair about $\frac{1}{8}$ inch in length. Complexion dun or brown, with spots on the back, sides, and toward the belly; has, at first glimpse, the appearance of a young mouse. Mouth small, midway, and horizontal. Eyes vertical, lateral, and large. No ventral fins. Pectorals broad. Dorsal and anal very far back, and no hair between them and the tail. This is but a small projection from the thick and clumsy body, and is terminated by a fin of seven rays. Dorsal, anal, and pectoral fins contain each about 13 rays."

Günther (Cat. Fish. Brit. Mus., VIII, 316, 1870) describes a young example, $\frac{7}{8}$ inch long, and by some authors supposed to be of the same species as Mitchill's hairy diodon, as follows: "TRICHOCYCLUS. Jaws without median suture. Body covered with long, hairlike bristles. No nasal tentacle. (Dorsal and anal fins absent?). 1. *Trichocyclus erinaceus*."

Owing to the indifferent preservation of the specimen, I can give but an incomplete description of it. It is $\frac{7}{8}$ inch long, and the longest hairs (which are those on the sides) about $\frac{3}{8}$ inch. The entire body, except the snout, is covered with such hairs. The jaws are prominent, depressed; and the upper terminates

in a slight hook, overlapping the lower jaw. The caudal fin is distinct, and the pectoral a narrow fringe behind the gill opening; but I am unable to find a trace of the dorsal and anal fins." Habitat unknown.

Under the name *Diodon pilosus* De Kay describes and figures a specimen 2 inches long which he considered identical with the *Diodon pilosus* of Mitchill, but which may be the young of *Diodon hystrix*, a species not yet recorded in New York waters.

Genus **CHILOMYCTERUS** Bibron

Body broad, depressed, moderately inflatable. Dermal spines short, stout, immovable, triangular, each with three roots; nasal tube simple, with two lateral openings; the tube sometimes rounded, sometimes flattened, and with the partition feeble and easily torn so that the tentacle appears divided; caudal peduncle short; fins small, formed as in *Diodon*; jaws without median suture. Species numerous, of smaller size than those of *Diodon*, the spines broader and lower, their bases forming a coat of mail.

Subgenus **CYCLICHTHYS** Kaup

304 *Chilomycterus schoepfi* (Walbaum)

Spiny Boxfish; Burfish; Cucumberfish

Diodon schoepfi WALBAUM, Art. Gen. Pisc. 601, 1792, Long Island.

Diodon maculostriatus MITCHILL, Trans. Lit. & Phil. Soc. N. Y. I, 470, pl. VI, fig. 3, 1815, New York; DE KAY, N. Y. Fauna, Fishes, 323, pl. 56, fig. 185, 1842.

Diodon rivulatus CUVIER, Mém. Mus. Hist. Nat. IV, 129, pl. 6, 1818, New York.

Diodon nigrolineatus AYRES, Bost. Jour. Nat. Hist. IV, 68, 1842, Brookhaven, Long Island.

Chilomycterus geometricus GÜNTHER, Cat. Fish. Brit. Mus. VIII, 310, 1870; JORDAN & GILBERT, Bull. 16, U. S. Nat. Mus. 863, 1883; BEAN, Bull. U. S. F. C. VII, 132, 1888.

Chilomycterus schoepfi BEAN, Bull. Am. Mus. Nat. Hist. IX, 369, 1897.

Chilomycterus schoepfi JORDAN and EVERMANN, Bull. 47, U. S. Nat. Mus. 1748, 1898, pl. CCLXVI, fig. 649, 1900; H. M. SMITH, Bull. U. S. F. C. 1897, 105, 1898.

Body elliptic, a little broader than deep at gill openings, the depth four ninths of total length without caudal. Caudal

peduncle very short, one third as long as the head, its least depth one half of its greatest depth, and less than diameter of eye. Eye placed high, one fourth as long as the head, about equal to width of gill opening; interorbital space broad, concave. Snout nearly equal to eye. A cirrus, longer than pupil, above each eye. Origin of dorsal four times as far from tip of snout as from base of middle caudal rays. Dorsal base one third as long as the head; longest dorsal ray one half as long as the head. Anal immediately under the dorsal and about equal to it in size. Caudal rounded, the middle rays as long as the postorbital part of the head. Pectoral one half as long as the head, its depth when expanded six sevenths of length of head. A small cirrus on chin. About nine spines between eye and tail, their height about two thirds diameter of eye; spines on belly much smaller, partly embedded in skin; some of the posterior with cirri; spines on caudal peduncle; anterior root of each spine little if any larger than others. D. 12; A. 10; C. 9; P. 20.

Color of a living specimen as given by De Kay: "Bright sea green above, with longitudinal olive-brown irregular stripes on the back and upper part of the sides; on the cheeks, below the eyes, these stripes are oblique; transverse across the snout, and sloping downward over the fleshy portion of the tail. The large olive-brown spots are irregularly rounded, occasionally approaching a quadrate form, and eight in number; one on each side, above the base of the pectorals, of an oblong oval form; one on each flank, behind and partially covered by the pectoral, irregularly subquadrate; one on each side of the base of the dorsal, ascending upon that fin; this is considered by Cuvier as a single spot; finally a small oblong spot on each side, about midway between the dorsal fin and the vent. Abdomen light-colored, with a light tinge of pink. Spines on this portion of the body inclining to orange. Pupils dark greenish; irides yellow." Other writers speak of the spots and stripes as of a black color, and state that the belly is often black in the young.

The spiny boxfish grows to the length of ten inches. It is found on our coast from Cape Cod to Florida. The body is

capable of considerable inflation, but less than in the common swellfish.

A young example, 3 inches long, seined at Longport N. J. Aug. 29, 1887, is much less elongate than the adult, and has the orbital tentacles greatly developed. The black spot which is present near the anal origin in the adult is absent in the young. The species is known as "Cucumberfish" at Somers Point N. J. It takes the hook. The fish is found occasionally in small numbers from May to October in Gravesend bay, but no very small ones are seen. It lives in the aquarium in winter only in water heated to a temperature of 68° to 70° F.

305 *Chilomycterus fuliginosus* (De Kay)

Burfish; Unspotted Balloonfish

Diodon fuliginosus DE KAY, N. Y. Fauna, Fishes, 324, pl. 55, fig. 181, 1842, New York Harbor; BAIRD, Ninth Ann. Rep. Smith Inst. 351, 1855, Great Egg Harbor River, N. J.

Chilomycterus geometricus subsp. (?) *fuliginosus* JORDAN & GILBERT, Bull. 16, U. S. Nat. Mus. 864, 1883.

Chilomycterus fuliginosus BEAN, Bull. U. S. F. C. VII, 133, 1888; 19th Rep. Comm. Fish. N. Y. 243, 1890.

The following is the original description of the species:

Body subcubical, rather more slender toward the tail. Irregular series of triangular spines on the upper surface, the extremities of which, in the living animal, are furnished with long strips of membrane. Similar spines, but more numerous, smaller and recurved, on the abdomen. Three spines over each orbit, and another equidistant between each orbit. Lips fleshy and susceptible of being drawn over the teeth. Three or four minute barbels under the chin. Pectorals short and broad, with a slightly sinuous margin; the upper rays longest. Dorsal placed far back, and obtusely pointed. The anal fin long, placed on an elongated fleshy base. Tail slender, supporting a lanceolate caudal fin. All the fins exceedingly feeble and delicate.

Color. Above dark olive-green, tinged with brown, with meandering dusky lines. . . chin yellowish white. Abdomen black; but the bases of the spines are bright orange, which so far predominates as to give this color to the whole underside.

Length, 2 inches. Depth and transverse diameter, 1 inch. Fin rays, D. 14; P. 22; A. 8; C. 9.

This species, which might be mistaken for the young of the preceding, [the spot-striped balloonfish] is readily distinguished

by its lanceolate tail. . . The specimen which furnished me with the above description was found in a net in the harbor of New York in the latter part of October.

By some ichthyologists this has been considered the young of the common *C. geometricus*, but by Drs Goode and Bean, who base their opinion on a specimen taken at Block Island and the example found in Great South bay in 1884, near the Blue Point Lifesaving station, it is accepted as a valid species. Professor Baird recognized it also in Great Egg Harbor river, N. J. in 1854.

The following is a recent description:

Entire body covered with large three-rooted spines, which are numerous and close set, specially on the belly; spines of the belly as large or even larger than those on the back; not embedded. D. 12; A. 10.

Dark brownish olive above, with wavy dusky lines; belly black, the base of the spines bright orange. Atlantic coast, from Cape Cod southward; not common.

Family MOLIDAE

Headfishes

Genus *MOLA* Cuvier

Body ovate, strongly compressed, covered with a thick, rough, leathery, elastic skin, which is without bony plates. Profile forming a projecting fleshy nose above the mouth. Dorsal fin beginning not far behind pectorals, short and high, falcate, confluent with the anal around the tail; no large spines on the body. Clumsy fishes, found in most warm seas, reaching a great size; the young (*Molacanthus*) with the body deeper, much compressed, without trace of caudal fin, its place taken by a row of marginal spines.

306 *Mola mola* (Linnaeus)

Sunfish; Mola; Headfish

Tetrodon mola LINNAEUS, Syst. Nat. ed. X, 334, 412, 1758, Mediterranean.

Cephalus brevis MITCHILL, Trans. Lit. & Phil. Soc. N. Y. I, 471, 1815.

Diodon carinatus MITCHILL, Ann. Lye. Nat. Hist. N. Y. II, 264, pl. 5, fig. 1, 1815, New York; young.

Acanthosoma carinatum DE KAY, N. Y. Fauna, Fishes, 330, pl. 55, fig. 179, 1842.

- Orthogoriscus mola* STORER, Rep. Ichth. Mass. 170, pl. 3, fig. 1, 1839; DE KAY, N. Y. Fauna, Fishes, 331, pl. 59, fig. 193, 1842, New York Bay; STORER, Hist. Fish. Mass. 226, pl. XXXIV, fig. 2, 1867; GÜNTHER, Cat. Fish. Brit. Mus. VIII, 317, 1870.
- Orthogoriscus analis* AYRES, Proc. Cal. Ac. Sci. II, 31, fig. 54, 1854, San Francisco.
- Mola rotunda* CUVIER, Tableau Elem. Nat. Hist. 323, 1798, *vide* JORDAN & EVERMANN; GOODE & BEAN, Bull. Essex Inst. XI, 3, 1879; JORDAN & GILBERT, Bull. 16, U. S. Nat. Mus. 865, 1883.
- Mola mola* JORDAN & EVERMANN, Bull. 47, U. S. Nat. Mus. 1753, 1898, pl. CCLXVII, fig. 651, 1900; H. M. SMITH, Bull. U. S. F. C. 1897, 105, 1898, Vineyard Sound.

The length of the head is one third of the length of the body which is one and three fifths times the depth of the body; dorsal and anal fins high in front, rapidly decreased backwards; caudal fin low, and with a wavy outline; depth always more than half length, and in the young the vertical diameter exceeding the longitudinal; form varying with age, the body becoming more elongate, the fins comparatively shortened, the eye much smaller, and a hump being developed above the mouth, topped by an osseous tubercle. D. 17; A. 16.

Dark gray; sides grayish brown, with silvery reflections, belly dusky; a broad blackish bar running along the bases of the dorsal, caudal, and anal fins. Pelagic, inhabiting most temperate and tropical seas, swimming slowly near the surface, with the high dorsal fin exposed.

It ranges northward to San Francisco, Cape Ann, and England, occurring rarely in the West Indies. The Essex Institute has a specimen which was taken in Salem harbor in the summer of 1863. An individual, 4 feet long, was caught off Gloucester Mass. July 31, 1860. Dr Smith reports it rarer now than formerly in the vicinity of Woods Hole, Mass. It was not unusual to observe eight or 10 specimens annually in Vineyard Sound, but of late not more than one in a season is seen. In 1896 a 400 pound fish was seen off Tarpaulin Cove. A 200 pound specimen, caught off Great Harbor, was kept alive at the station for about a week in 1887. The sunfish are usually found there in August. Mr V. N. Edwards has opened a number of stomachs and found in them only ctenophores and medusae. The largest individual

recorded was captured at Redondo Beach, California, in June 1893; this was 8 feet 2 inches long and weighed 1800 pounds. The specimen mentioned by Mitchill and De Kay from lower New York bay, within Sandy Hook, was 54 inches long and weighed 200 pounds.

The sunfish is not edible. De Kay states that various parasites are frequently found adhering to its body; this is rendered easy on account of the sluggish movements of the fish.

The young sunfish is very different in appearance from the adult and has been described under various generic names and even referred to a distinct family.

Suborder LORICATI

Mail-cheeked Fishes

Family SCORPAENIDAE

Rockfishes

Group SEBASTINAE

Genus SEBASTES Cuvier

Body oblong, compressed. Head large, scaly above and on sides; cranial ridges well developed. Mouth terminal, very broad, oblique, the broad, short maxillary extending to below the eye; lower jaw projecting, with a bony knob at the symphysis, fitting into a rostral notch; villiform teeth on jaws, vomer and palatines. Eye very large, close to upper profile, preopercle with five diverging spines, opercle with two; suprascapular spines strong; gill rakers long, slender. Scales small, ctenoid, irregularly arranged; no dermal flaps. Dorsal fin continuous, very long, the spinous part much longer than the soft part, of 15 strong spines; anal spines three, strong; caudal emarginate; pectorals long, narrow. Branchiostegals seven. Vertebrae 12+19=31. Coloration mostly red. Ovoviviparous. One species known, in the North Atlantic.

307 *Sebastes marinus* (Linnaeus)

Rosefish; Norway Haddock

Perca marina LINNAEUS, Syst. Nat. ed. X, I, 290, 1758, Norway.

Sebastes norvegicus CUVIER & VALENCIENNES, Hist. Nat. Poiss. IV, 327, pl. 87, 1829; GÜNTHER, Cat. Fish. Brit. Mus. II, 95, 1860.

Sebastes norvegicus DE KAY, N. Y. Fauna, Fishes, 60, pl. 4, fig. 11, 1842, off New York in deep water; STORER, Hist. Fish. Mass. 38, pl. VII, fig. 1, 1867.

Sebastes marinus GOODE & BEAN, Bull. Essex Inst. XI, 14, 1879; JORDAN & GILBERT, Bull. 16, U. S. Nat. Mus. 651, 1883; GOODE & BEAN, Oceanic Ichth. 260, pl. LXIX, fig. 248, 1896; H. M. SMITH, Bull. U. S. F. C. 1897, 105, 1898; JORDAN & EVERMANN, Bull. 47, U. S. Nat. Mus. 1760, 1898, pl. CCLXVIII, fig. 653, 1900.

The depth of the body is contained two and four fifths times in the length of the body which is three times the length of the head. Body ovate; back elevated, the ventral outline straightish; top of head evenly scaled; interorbital space with two low ridges, between which it is concave; nasal spines present; cranial ridges moderate, rather low and sharp; preocular, supraocular, postocular, tympanic, and occipital ridges present, the latter with tips abruptly divergent; suprascapular spines very sharp and prominent; opercular spines long and sharp; subopercular spine prominent; preopercular spines slender and sharp, the second longest; suborbital stay not reaching preopercle; preorbital narrow, with two spines. Eye exceedingly large, three in head, more than twice as wide as interorbital space. Mouth very large, oblique; maxillary very broad, reaching middle of eye, its length two and one third in head; premaxillaries on level of middle of pupil; tip of lower jaw much projecting, with a conspicuous, pointed symphyseal knob; mandible and maxillary scaly; pseudobranchiae very large; gill rakers long, stiff and strong. Dorsal spines sharp, the longest about as long as eye; the fin deeply emarginate; soft rays not very high, higher than the spines; caudal narrow, moderately forked; anal spines moderate, graduated; the second a little shorter than eye; pectoral rather long, reaching vent, its base narrow; ventral reaching vent. Scales small, irregular, not strongly ctenoid. Peritoneum brownish. D. XV-13; A. III, 7; Lat. 1. 40 (tubes); scales about 85.

Orange-red, nearly uniform, sometimes a dusky opercular blotch, and about five vague dusky bars on back. Peritoneum brownish.

The rosefish is abundant at the hundred fathoms line off the south coast of New England, and has been found in depths of

180 fathoms. It breeds abundantly in late summer at these depths, and there is no reason to believe that the young rise to the surface. The fry were caught by the bushel in the trawl net of the U. S. Fish Commission steamer *Fish Hawk*.

The species was originally described from Norway by Linnaeus. Cuvier had specimens from Miquelon Newfoundland. Day mentions a number of localities of its capture about the British Isles, but it is rare south of Faroe Islands. It occurs on the southwest coast of Spitzbergen, and on the Norwegian coast it is found everywhere from Christiania around to the Varanger-Fiord. It also occurs in Greenland, and from Labrador, as a shore form, as far south as Cape Cod, and in deeper water as far south as New Jersey.

In the Woods Hole region it was taken on the shore on Dec. 20, 1895 in Great Harbor. Seven or eight specimens, 3 inches long, were found in a hole on a flat where they had been left by the tide; four or five of these had been stranded and were dead; the others were alive when captured. Fishermen claim that they sometimes catch these fish in traps very late in fall at Provincetown. (After Smith)

De Kay has the following remarks upon the fish:

This is a very rare fish in our waters. It is called by our fishermen red sea perch, and they say it is only found in deep water. By the fishermen of Massachusetts it is known under the various names of rosefish, hemdurgon and snapper. Fabricius states that it is rather agreeable food, but meager. It feeds on flounders and other fish, and takes the hook readily.

The species reaches the length of 2 feet; it is frequently to be found in the Boston markets and is seen occasionally in the markets of New York with the skin removed on account of the hard scales.

Genus **HELICOLENUS** Goode & Bean

Body oblong, somewhat compressed; head large, ctenoid scales on its top, and on cheeks and opercles; several series of spinous ridges on head, but no occipital pit; mouth large, with bands of villiform teeth on jaws, vomer and palatines. Dorsal fin continuous, not deeply notched, with 10 stout spines and 10 to 12 rays; anal with three spines and six rays; pectoral broad,

fan-shaped, with rays arranged in three groups, the first of two simple rays, the second of eight or nine branched rays, the third of eight simple rays, sometimes prolonged, with their tips tendrillike and free from membrane for one half their length or less; soft dorsal with tips free from membrane; suborbital keel smooth, or with a single anterior spine under eye; preorbital with spines small and hidden beneath the skin. Vertebrae 10+14=24; no air bladder. Atlantic.

308 *Helicolenus dactylopterus* (De la Roche)

Redfish; Seran Imperial

Scorpaena dactyloptera DE LA ROCHE, Ann. Mus. Paris, XII, 316, 337, pl. XXII, fig. 9, 1809, Iviça, Barcelona; JORDAN & GILBERT, Bull. 16, U. S. Nat. Mus. 679, 1883.

Sebastes dactylopterus GÜNTHER, Cat. Fish. Brit. Mus. II, 99, 1860.

Sebastoplus dactylopterus GOODE & BEAN, Bull. Mus. Comp. Zool. X, no. 5, 214, 1883.

Helicolenus dactylopterus GOODE & BEAN, Oceanic Ichth. 249, pl. LXVIII, fig. 244, 1896; JORDAN & EVERMANN, Bull. 47, U. S. Nat. Mus. 1837, 1898.

De la Roche states that at Iviça this form is found only at considerable depths, outside of the regions commonly frequented by the fishermen; indeed, that it is very rare, or scarcely at all known, in the markets of the towns where the fishermen are not in the habit of going far out to sea. He saw many individuals taken off Iviça at a depth of 260 to 290 meters, and in the vicinity of Barcelona saw the same species from a depth of 540 meters. At Iviça the species is known as the Seran imperial, and at Barcelona as the Fanegal.

Risso saw specimens at Nice in which locality of the Mediterranean it is very common and is known as the Cardonniera. He says it grows to a length of 30 centimeters (about 1 foot) and a weight of 2 kilograms (4½ pounds). It is obtained on rocky bottoms at considerable depths throughout the year, and he has observed females full of eggs in summer. The species is recorded also from Naples, Genoa, Messina and Catania.

Capello states that the fish is found off Lisbon, but it is very rare and occurs only in summer. Off the coast of France, it has

been identified from Marseilles, St Jean de Luz, Biarritz, Valence, and Arcachon.

In the western Atlantic the redfish occurs in numerous localities in deep water from Narragansett bay to Chesapeake bay.

Family COTTIDAE

Sculpins

Group COTTINAE

Genus **COTTUS** (Artedi) Linnaeus

Fresh-water sculpins. Body fusiform. Head feebly armed; skin smooth or more or less velvety, its prickles, if present, not bony or scalelike; villiform teeth on jaws and vomer, and sometimes on palatines. Gill openings separated by a wide isthmus, over which the membranes do not form a fold; no slit behind fourth gill. Branchiostegals six. Dorsals nearly or quite separate, the first of six to nine slender spines, ventrals moderate, each with a short, concealed spine and four soft rays. Lateral line present, usually more or less chainlike, sometimes incomplete. Preopercle with a simple spine at its angle which is usually curved upward, its base more or less covered by skin, very rarely obsolete; usually two or three spines turned downward below this; subopercle usually with a concave spine turned downward. Vertebrae $10+23=33$. Pyloric caeca about four. Fishes of small size, inhabiting clear waters in the northern parts of Europe, Asia and America. The species are extremely numerous and are very difficult to distinguish, all being very similar in form, coloration and habits.

The species are most destructive to the eggs of salmon and trout.

Subgenus PEGEDICTIS

309 *Cottus ictalops* (Rafinesque)

Miller's Thumb; Blob

Pegedictis ictalops RAFINESQUE, Ichth. Ohien. 85, 1820, spring near Lexington, Kentucky.

Cottus Richardsoni AGASSIZ, Lake Superior, 300, 1850, Montreal River; GIRARD, Monograph Fresh-Water Cottoids N. A. 39, pl. 1, figs. 1, 2, pl. 3, figs. 18-21, 1850; GÜNTHER, Cat. Fish. Brit. Mus. II, 158, 1860.

Cottus Bairdii GIRARD, Monograph Fresh-Water Cottoids N. A. 44, pl. 1, figs. 5, 6, 1850.

- Uranidea richardsoni* JORDAN & GILBERT, Bull. 16, U. S. Nat. Mus. 696, 1883;
BEAN, Fishes Penna. 136, pl. 35, fig. 74, 1893.
Cottus icталops bairdi MEEK, Ann. N. Y. Ac. Sci. IV, 315, 1888.
Cottus icталops MEEK, op. cit. IV, 314, 1888; JORDAN & EVERMANN, Bull. 47,
U. S. Nat. Mus. 1950, 1898.

Body rather robust, gradually tapering to the tail, the depth varying from one fourth to one sixth of the length; the length of the head is contained about three and one third times in the standard length of the body; long diameter of eye almost equal to length of snout; preopercular spine short and sharp, turned upward and backward, with two smaller spines below it; skin usually smooth, sometimes with minute prickles behind axil of pectoral; spinous dorsal begins slightly behind end of head, separated from second dorsal by a deep notch; second dorsal about two and one third times longer than first, and one third longer than anal base which slightly exceeds greatest length of head; pectoral, ventral, and caudal fins well developed.

D. VI-VIII, 16; A. 12-13; V. I, 4. Lateral line conspicuous, sometimes wanting on caudal peduncle.

Color olivaceous, much speckled; sides usually with several distinct and rather broad cross bands; fins barred and mottled.

Bullhead, blob and muffle-jaws are names applied to the miller's thumb, which has been associated with Richardson's name.

The typical Richardson's miller's thumb is found in the upper Great lakes. In general it inhabits the "middle and northern states, abounding in all clear, rocky brooks and lakes east of the Dakotas and Kansas to New York and Virginia, extending southward along the Alleghanies to North Carolina and northern Alabama, especially abundant in limestone springs and entering caves."

The U. S. Fish Commission had specimens from Grenadier island and Stony island, in the Lake Ontario region, collected June 28 and July 3; also from the St Lawrence river, 3 miles below Ogdensburg N. Y., July 17, taken by Dr Evermann and Mr Bean in 1894. Meek records the species from the southern

end of Cayuga lake. It is extremely variable in size, color and length of fins and number of rays.

This species grows to a length of 7 inches under favorable circumstances and is one of the most destructive enemies of the eggs and young of brook trout and other members of the salmon family.

Genus URANIDEA De Kay

This genus is very close to *Cottus*, from which it differs in the reduction of its ventrals to a concealed spine and three soft rays, a step further in the degeneration characteristic of fresh-water types. The skin is smooth, or very nearly so, the preopercular spines small, and there is usually no trace of teeth on the palatines. Cold streams and springs of the United States from New England and the Great lakes to the Pacific coast.

310 *Uranidea gracilis* (Heckel).

Miller's Thumb

Cottus gracilis HECKEL, Ann. Wien Mus. II, 148, 1837, New York; GIRARD, Monograph Fresh-Water Cottoids N. A. 49, pl. 1, figs. 11, 12, 1851; GÜNTHER, Cat. Fish. Brit. Mus. II, 157, 1860; MEEK, Ann. N. Y. Ac. Sci. IV, 315, 1888; EUGENE SMITH, Proc. Linn. Soc. N. Y. 1897, 40, 1898. *Uranidea quiescens* DE KAY, N. Y. Fauna, Fishes, 61, pl. 5, fig. 14, 1842, stream and lake in Hamilton county, N. Y. *Uranidea gracilis* JORDAN & GILBERT, Bull. 16, U. S. Nat. Mus. 699, 1883; BEAN, Fishes Penna. 137, 1893; JORDAN & EVERMANN, Bull. 47, U. S. Nat. Mus. 1968, 1898.

The body is moderately slender, spindle-shaped; mouth large, the upper jaw reaching nearly to the middle of the eye. The preopercular spine is moderately large, covered by skin. The pectorals reach to the origin of the anal, and the ventrals to the vent. The depth of the body is one fifth, and the length of the head two sevenths of the total without caudal. Teeth in villiform bands on the jaws and vomer, none on the palatine bones.

D. VIII, 16; A. 12.

The sides are olivaceous, mottled with darker; a red margin on spinous dorsal.

The miller's thumb or little stargazer is an inhabitant of New England and New York. In Pennsylvania it occurs in the head-

waters of the Susquehanna and Allegheny rivers. In New York it was first taken in a stream emptying into Round lake, Hamilton county, and in Lake Pleasant, of the same county. Dr Meek examined specimens from the southern end of Cayuga lake, Beaver creek, McLean N. Y., Worcester N. Y., and Bangor N. Y., but it was not so abundant as the preceding species. Eugene Smith says that it is very plentiful in the head streams of the Hackensack and Saddle rivers in New York and New Jersey, in company with black-nosed dace and darters. This species grows to a length of 4 inches and is represented by several varieties, one of which has the body robust instead of slender and another has the slender body as in *gracilis*, but with longer fins.

This fish is found under stones in clear, rocky and gravelly brooks. It has no importance either as food or bait and is very destructive to the eggs of other fishes.

311 *Uranidea formosa* (Girard)

Lake Blob

Cottus formosus GIRARD, Monograph Fresh-Water Cottoids N. A. 58, 1850, Lake Ontario off Oswego, in stomach of *Lota maculosa*.

Uranidea formosa JORDAN & GILBERT, Bull. 16, U. S. Nat. Mus. 955, 1883; JORDAN & EVERMANN, Bull. 47, U. S. Nat. Mus. 1969, 1898.

Body slender and graceful; head small, depressed above; the length of the head is contained four and one fourth times in the length of the body; eyes moderate; preopercular spine short, stout, acute, curved upwards; a small spine below it; subopercular spine well developed. Dorsals well separated; anal beginning under third ray of soft dorsal; pectorals not reaching to posterior margin of spinous dorsal; ventrals not nearly to vent.

D. VIII-16; A. II; V. 1, 3. Length $3\frac{1}{4}$ inches. Deep water in Lake Ontario.

A single mutilated specimen has been recorded, this having been found by Prof. S. F. Baird in the stomach of a Burbot (*Lota maculosa*) off Oswego N. Y., in Lake Ontario.

Genus **MYOXOCEPHALUS** (Steller) Tilesius

Body slender or robust, subfusiform, covered with thick skin, in which are sometimes embedded prickly plates; deciduous, granular, or stellate tubercles also sometimes present, but no true scales. Head large. Mouth terminal, large, the lower jaw always included, the uppermost the longer; villiform teeth on the jaws and vomer, none on the palatines; suborbital stay strong; preopercle with two strong straight spines above directed backward, and one below directed downward and forward; opercle, nasal bones, orbital rim, and shoulder girdle more or less armed; gill membranes forming a fold across the rather narrow isthmus; slit behind last gill reduced to a mere pore, or wanting; vertebrae about 28. Branchiostegals mostly six. Dorsal fins two, separate, the first short, its spines rather slender; ventral rays 1, 3; caudal fin moderate, fan-shaped; pectoral fin broad, its lower rays procurent. Lateral line well developed, its tubes sometimes provided with bony or cartilaginous plates, never chainlike nor reduced to separated pores. Species numerous, in the seas of northern regions; coarse fishes, little valued as food.

Subgenus **ACANTHOCOTTUS** Girard312 **Myoxocephalus aeneus** (Mitchill)*Grubby; Brassy Sculpin; Pigmy Sculpin*

Cottus aeneus MITCHILL, Trans. Lit. & Phil. Soc. N. Y. I, 380, 1815, New York; CUVIER & VALENCIENNES, Hist. Nat. Poiss. IV, 189, 1829; DE KAY, N. Y. Fauna, Fishes, 52, 1842 (not figure); GOODE & BEAN, Bull. Essex Inst. XI, 13, 1879; JORDAN & GILBERT, Bull. 16, U. S. Nat. Mus. 702, 1883; BEAN, 19th Rep. Comm. Fish. N. Y. 251, 1890.

Cottus scorpio MITCHILL, Trans. Lit. & Phil. Soc. N. Y. I, 380, 1815, New York.

Cottus mitchilli CUVIER & VALENCIENNES, Hist. Nat. Poiss. IV, 188, 1829, New York; DE KAY, N. Y. Fauna, Fishes, 53, pl. 17, fig. 47, 1842; GÜNTHER, Cat. Fish. Brit. Mus. II, 164, 1860.

Cottus (Acanthocottus) anceps SAUVAGE, Nouv. Arch. Mus. Paris (2), I, 145, pl. 1, fig. 13, 1878, New York.

Acanthocottus aeneus BEAN, Bull. Am. Mus. Nat. Hist. IX, 369, 1897; H. M. SMITH, Bull. U. S. F. C. 1897, 105, 1898.

Myoxocephalus aeneus JORDAN & EVERMANN, Bull. 47, U. S. Nat. Mus. II, 1972, 1898, pl. CCXCV, fig. 716, 716a, 1900.

Depth of body one fourth of total length without caudal. Head four elevenths of the same length, rather broad, covered with smooth thin skin; no cirri; a few very small warts between occipital ridges. Caudal peduncle short and slender, its least depth about one sixth length of head and less than diameter of eye. Maxillary three sevenths as long as head, reaching to below hind margin of pupil. Supraocular and occipital ridges prominent, each with a low, bluntish spine; the region between the supraocular spines rather convex, the space before and behind it concave; nasal spines moderate; upper preopercular spine shorter than eye, nearly twice length of next spine, about reaching middle of opercle. Eye two thirds as long as snout, one fifth as long as head. Lateral line complete, each pore with a concealed cartilaginous plate; scattered, concealed asperities on skin of sides. No trace of slit behind last gill. Dorsal base two thirds as long as head; fourth spine longest, one third as long as head. Base of soft dorsal nearly as long as head; first soft ray as long as the eye; fifth, sixth and seventh rays longest, one third as long as head. Caudal rounded, its middle rays two fifths as long as head. Anal origin under third ray of soft dorsal; anal base three fifths as long as head; longest anal ray nearly one third as long as head. Pectoral reaches to below origin of soft dorsal; ventral to below eighth spine of dorsal.

D. IX, 13; A. 10; V. I, 3; P. 15.

Grayish olive, much variegated with darker; no distinct paler spots; back and sides with broad, dark irregular bars; all the fins barred; mandible mottled; belly pale.

This little sculpin was known to Mitchill as the brazen bullhead and also to De Kay, who said it is frequently taken with the hook in Long Island Sound, and the harbor of New York. De Kay describes it again under the name of the smooth browed bullhead and states that it is commonly taken with the hook in company with the flat fishes.

The grubby seldom exceeds 5 inches in length. It ranges from the Bay of Fundy to New Jersey and is very common in seaweeds near shore. The fish has been found moderately abundant

at Fire Island in September. In Gravesend bay it is practically a permanent resident, spawning in winter; the eggs have a beautiful green color. In the vicinity of Woods Hole, Mass., according to Dr Smith, it is very common, remains during the entire year, and is the only sculpin found in summer. In winter from 10 to 50 are caught daily in fyke nets set in the harbor. The fish is then in a spawning condition, and the eggs adhere to the twine.

313 *Myoxocephalus octodecimspinosus* (Mitchill)

18-spined Sculpin; Hacklehead

Cottus octodecimspinosus MITCHILL, Trans. Lit. & Phil. Soc. N. Y. I, 380, 1815, New York; CUVIER & VALENCIENNES, Hist. Nat. Poiss. IV, 181, 1829; GÜNTHER, Cat. Fish. Brit. Mus. II, 163, 1860; GOODE & BEAN, Bull. Essex Inst. XI, 13, 1879; JORDAN & GILBERT, Bull. 16, U. S. Nat. Mus. 701, 1883; BEAN, Bull. U. S. F. C. VII, 137, 1888.

Cottus virginianus DE KAY, N. Y. Fauna, Fishes, 51, pl. 5, fig. 13, 1842.

Acanthocottus virginianus STORER, Hist. Fish. Mass. 28, pl. IV, fig. 2, 1867.

Acanthocottus octodecimspinosus BEAN, Bull. Am. Mus. Nat. Hist. IX, 370, 1897; H. M. SMITH, Bull. U. S. F. C. 1897, 105, 1898.

Myoxocephalus octodecimspinosus JORDAN & EVERMANN, Bull. 47, U. S. Nat. Mus. II, 1976, 1898, pl. CCXCVI, fig. 718, 1900.

Body moderately robust anteriorly, tapering posteriorly, its depth contained four and one half times in the standard length while the least depth of the caudal peduncle is less than one sixth length of head, the length of the latter being contained two and two thirds times in the standard length; maxilla twice long diameter of eye and contained two and one half times in the length of head; the spines of the head are long, the upper opercular spine being longer than in any other species of the genus; the first dorsal originates over the base of the pectoral, its third and fourth spines being longest, about four fifths as long as the base or equal to the distance from the posterior margin of the eye to the tip of the snout; the length of the second dorsal base equals the length of the head, and the longest rays of the second dorsal equal the length of the spines; anal base shorter than second dorsal base; longest rays of anal equal to length of sixth dorsal spine; caudal slightly truncate, its length equal to the depth of body; pectorals long, broad, their bases equal to half the length; the length of the ventrals is equal to the dis-

tance from the posterior margin of the eye to the origin of first dorsal. D. IX, 16; A. 14.

General color dark olivaceous above, paler below, under side of head and belly white; fins barred and mottled.

This large sculpin reaches the length of about 1 foot. It occurs on the Atlantic coast from Virginia to Labrador and is very common about Cape Cod and in Massachusetts bay. In the southern part of its habitat it is found only in late fall and winter; in Great Egg bay, for example, an individual 12 inches long was caught at Somers Point in November. In Gravesend bay the fish is taken only in winter and early spring and it can not endure the temperature of the water in summer. It is known to the fishermen of that vicinity as the hacklehead.

De Kay does not mention any particular locality for the species, but says it ranges from Virginia to Newfoundland, and perhaps farther north. He makes the following additional remarks: "This species, which, on account of its uncouth form, is regarded with aversion by fishermen, is nevertheless not a bad article of food. In fact, when freshly taken from the water, and irritated, they do present rather a formidable appearance. The head is swollen to twice its usual size by the distension of the branchial membrane; the spines stand out prominently, and the rays of all the fins become erect. It is known under the various popular names of sculpin, *quere* scorpion? sea robin, bullhead, sea toad, and pigfish; the latter from its croaking noise when drawn from the water."

Dr Smith states that it first appears in the vicinity of Woods Hole, Mass., about October 1, becomes very abundant by October 15, and remains till December or January. The spawning time is November and December; the eggs often come ashore by bucketfuls on Nobska beach.

314 *Myoxocephalus groenlandicus* (Cuv. & Val.)

Daddy Sculpin

Cottus groenlandicus CUVIER & VALENCIENNES, Hist. Nat. Poiss. IV, 156, 1829; RICHARDSON, Fauna Bor.-Amer. III, 46, 297, pl. 95, fig. 2, 1836; DE KAY, N. Y. Fauna, Fishes, 54, pl. 4, fig. 10, 1842; GÜNTHER, Cat. Fish. Brit. Mus. II, 161, 1860.

Cottus scorpius grænlandicus GOODE & BEAN, Bull. Essex Inst. XI, 13, 1879; BEAN, Bull. 15, U. S. Nat. Mus. 118, 1879; JORDAN & GILBERT, Bull. 16, U. S. Nat. Mus. 703, 1883.

Acanthocottus variabilis STORER, Hist. Fish. Mass. 26, pl. IV, fig. 1, 1867.

Acanthocottus grænlandicus H. M. SMITH, Bull. U. S. F. C. 1897, 105. 1898.

Myoxocephalus grænlandicus JORDAN & EVERMANN, Bull. 47, U. S. Nat. Mus. II, 1974, 1898.

The length of the body is four and one half times the depth. Head large, the length being contained two and one half times in the length of the body. Mouth large, the lower jaw included; maxillary reaching posterior edge of orbit, its length three sevenths length of head; the supraorbital and occipital spines blunt, tuberclelike, without cirrus; a small tubercular spine on front of occipital ridge; upper preopercular spine short, only reaching the middle of opercular spine, its length equaling eye, not twice that of the spine below it; opercular spine sharp; nasal spines sharp; suprascapular spine rather strong and short. Sides of body above lateral line with a series of embedded prickly plates, below which are numerous scattered spines and prickles. Dorsal and anal fins high, their height more than one seventh total length without caudal. Ventrals long. Pectorals reaching to vent. Eye large, equal to width of interorbital space. D. X, 17; A. 14; V. I, 3; P. 18.

Dark brown above, with broad darker bars; below yellowish, the belly in the male with large pale spots; back and top of head with grayish blotches; fins brown and yellow, all of them spotted and barred. Sexual differences great, the males more brightly colored; the round white spots strongly marked; females with rough crests on the head.

The daddy sculpin is the largest of its kind on our east coast as it grows to the length of 25 inches. It ranges from New York to Greenland, but is common in New York and Massachusetts waters only in fall and winter. De Kay had met with a single specimen which was taken near Hell Gate. Storer records it as abundant on the coast of Massachusetts feeding on small fish, crabs, sea urchins and other invertebrates; but not valued as food. Dr Smith remarks that it arrives at Woods Hole in October, remains till December or January, spawning in November

and December when there is a great loss of eggs through storms. Fabricius records its spawning in Greenland in December and January and describes its eggs as red colored. The eggs, he states, are deposited on seaweed. The Greenlanders eat the fish for their daily food and they eat its eggs raw.

Genus **TRIGLOPSIS** Girard

Body and head slender; skin naked; lateral line chainlike; teeth on vomer, none on the palatines; eye large, the interorbital area concave; bones of lower part of head extensively cavernous; a small but distinct slit behind last gill; gill membranes almost free from the isthmus, forming a broad fold across it; preopercular spines straight, simple, 4 in number, the lower turned downward; fins large. Fresh-water fishes, closely related to *Oncocottus*, from which they have doubtless become degraded through fresh-water life. There is no tangible difference in structure in any part of the body.

315 *Trigloopsis thompsoni* Girard

Lake Sculpin

Trigloopsis thompsoni GIRARD, Proc. Bost. Soc. Nat. Hist. IV, 19, 1851, off Oswego, Lake Ontario; Monograph Fresh-Water Cottoids, N. A. 65, pl. 2, figs. 9, 10, pl. 3, figs. 22-25, 36-38, 1852; JORDAN & GILBERT, Bull. 16, U. S. Nat. Mus. 709, 1883; JORDAN & EVERMANN, Bull. 47, U. S. Nat. Mus. II, 2005, 1898.

Trigloopsis stimpsoni HOY, Trans. Wisconsin Ac. Sci. 98, 1872, Lake Michigan.

Ptyonotus thompsonii GÜNTHER, Cat. Fish. Brit. Mus. II, 175, 1860.

Body elongate, very slender, the depth being one sixth of the length. Head long, depressed above, the length being one third of the length of the body. Snout long and pointed; eye quite large, nearly as long as snout, much wider than interorbital space, one fourth as long as the head; jaws subequal; mouth large, the maxillary extending rather beyond middle of eye; preopercle with four sharp spines, the upper much shorter than pupil; cavernous structure of skull highly developed; upper surface of head smooth; gill membranes not broadly united; nearly free from isthmus. Dorsal fins well separated; spinous dorsal short and low, its height little more than length of snout; second

dorsal very large, three times height of first, its longest rays about as long as head; anal high, half as high as second dorsal; pectoral long, reaching past front of anal; ventrals well developed; lateral line chainlike, conspicuous; skin perfectly smooth. Length 3 inches. D. VII-18; A. 15; V. I, 3; pyloric caeca seven.

Pale olivaceous, with darker blotches; upper fins faintly banded.

Deep waters of the Great lakes; specimens have been taken sparingly in Lakes Ontario and Michigan. The U. S. Fish Commission obtained two examples at Nine Mile Point N. Y. and on June 10, 1893, a single individual was collected at the same place. The type of the species was taken by Spencer F. Baird off Oswego, Lake Ontario. Dr William Stimpson obtained a specimen in deep water of Lake Michigan which formed the type of Dr Hoy's *Trigloopsis stimpsoni*.

The close relationship of *Trigloopsis* and *Oncocottus* has been pointed out. Both young and adults of *Oncocottus* have been found occasionally in fresh water and the descent of the lake sculpin from a species of *Oncocottus* is highly probable.

Genus **HEMITRIPTERUS** Cuvier

Body moderately elongate, scaleless, but the skin covered with prickles and bony protuberances of various sizes and forms. Head large, with numerous bony humps and ridges and fleshy slips above; orbital rim much elevated, the interorbital space deeply concave; a depressed area at the occiput, behind which are 2 blunt spines on each side. Mouth very wide; jaws, vomer, and palatines with broad bands of teeth; no slit behind last gill; gill membranes broadly united, free from isthmus; preopercle with stout, blunt spines; suborbital stay very strong, forming a sharp ridge. Spinous dorsal much longer than the soft part, of 16 to 18 spines, of which the first two are the highest, and the fourth and fifth shorter than the succeeding ones, the fin thus deeply emarginate; pectoral fins very broad, much procurrent; ventrals I, 3. Large fishes of singular appearance, inhabiting the North Atlantic and Pacific.

316 *Hemitripterus americanus* (Gmelin)*Sea Raven*

Scorpaena americana GMELIN, L. Syst. Nat. 1220, 1788.

Cottus hispidus BLOCH & SCHNEIDER, Syst. Ichth. 63, 1801, New York.

Scorpaena flava MITCHILL, Trans. Lit. & Phil. Soc. N. Y. I, 382, pl. II, fig. 8, 1815.

Scorpaena purpurea and *rufa* MITCHILL, Am. Month. Mag. II, 245, February 1818.

Hemitripterus acadianus STORER, Hist. Fish. Mass. 35, pl. VII, fig. 4, 1867.

Hemitripterus americanus CUVIER & VALENCIENNES, Hist. Nat. Poiss. IV, 268, pl. 84, 1829; DE KAY, N. Y. Fauna, Fishes, 56, pl. 6, fig. 16, 1842; GÜNTHER, Cat. Fish. Brit. Mus. II, 143, 1860; JORDAN & GILBERT, Bull. 16, U. S. Nat. Mus. 685, 1883; BEAN, 19th Rep. Comm. Fish. N. Y. 251, 1890; Bull. Am. Mus. Nat. Hist. IX, 370, 1897; H. M. SMITH, Bull. U. S. F. C. 1897, 105, 1898; JORDAN & EVERMANN, Bull. 47, U. S. Nat. Mus. II, 2023, 1898, pl. CCCV, fig. 738, 1900.

The length of the body is three and three fourths times the depth and two and two thirds times the length of the head. Body villous, the prickles enlarged and tuberclelike along the back and lateral line; nasal spines strong; supraocular ridge much elevated, with dermal flaps and two blunt spines; three pairs of fleshy slips on nasal bones, and two on supraocular ridges; smaller cirri on maxillary, on preorbital, and several on lower jaw; interocular space very deeply concave; two blunt occipital spines on each side, outside of which are two or three others; opercle small, with a bony ridge; preopercle with two blunt spines, below which are one or two others; lower jaw slightly projecting; maxillary reaching beyond eye, and about half as long as the head; pectorals nearly reaching anal; highest dorsal spine three fifths length of head, as long as caudal; ventrals reaching half way to anal.

D. IV, XII-I, 12; A. 13; Lat. 1. 40; vertebrae 16+23.

Reddish brown, marbled with darker brown, and much variegated; yellowish below; fins variegated with light and dark. Atlantic coast of America; chiefly northward from Cape Cod.

This fish is the Acadian bullhead of Pennant and the yellow *scorpaena* of Mitchell. According to De Kay the name sea sculpin is sometimes applied to this species. Other names given to it are rock toadfish and deep water sculpin. It is found along the east coast from Nova Scotia to Chesapeake bay.

De Kay saw it very rarely. In Gravesend bay, specimens have been taken by John De Nyse in April, May, October, November and December.

We are indebted to Captain Lewis B. Thurber, of Patchogue, for specimens, which were taken in the fall of 1884. These were all the more remarkable for having attached to the head and back a peculiar hydroid.

In the vicinity of Woods Hole Mass. the fish is common in October and November, the individuals usually measuring about 16 inches; the young are rare. It grows to a length of 2 feet and is one of the most brightly colored of the marine fishes. Its colors are subject to great variation. The head is furnished with numerous fringes and the dorsal spines are often produced into filaments. The mouth is large, the skin rough and the belly very distensible at the will of the fish, making this species one of the curiosities of the sea. It feeds upon mollusks and all other invertebrates of suitable size.

The sea raven is not eaten, though its flesh is of excellent flavor. It is useful as a scavenger and as bait for the eel and lobster.

The sea raven spawns in November. Eggs observed Nov. 29, 1897, were in masses adhering tightly together. The egg at that date was $\frac{5}{32}$ inch in diameter, and showed the form of the fish distinctly. Its color when first deposited is yellow but soon changes to salmon and then to amber before hatching.

Family AGONIDAE

Group AGONINAE

Genus *ASPIDOPHOROIDES* Lacépède

Body and head more or less slender; head 4 to 6, width 5 to 8 in length of body; eight longitudinal rows of plates, the lateral line in the upper lateral row; about 40 plates in the dorsal series. Terminal rostral plate present, unarmed; mouth terminal; teeth on jaws, vomer, and palatines. Supraocular and occipital spines absent; plates of body more or less keeled, without spines. First dorsal absent; second dorsal and anal small, opposite each other, each with four to seven rays. Gill mem-

branes united, narrowly joined to isthmus anteriorly, free behind.

Subgenus *ULCINA* Cramer

317 *Aspidophoroides monopterygius* (Bloch)

Sea Poacher

Cottus monopterygius BLOCH, Ichth. II, 156, pl. 178, figs. 1, 2, 1786.

Aspidophorus monopterygius CUVIER & VALENCIENNES, Hist. Nat. Poiss. IV, 224, 1829; VI, 554, pl. 169, 1830; DE KAY, N. Y. Fauna, Fishes, 62, pl. 2, fig. 5, 1842.

Aspidophoroides monopterygius STORER, Rep. Ichth. Mass. 22, pl. 1, fig. 1, 1839; GÜNTHER, Cat. Fish. Brit. Mus. II, 216, 1860; STORER, Hist. Fish. Mass. 32, pl. VIII, fig. 1, 1867; GOODE & BEAN, Bull. Essex Inst. XI, 12, 1879; JORDAN and GILBERT, Bull. 16, U. S. Nat. Mus. 724, 1883; GOODE & BEAN, Oceanic Ichth. 283, pl. LXXII, fig. 260, 1896; JORDAN & EVERMANN, Bull. 47, U. S. Nat. Mus. II, 2091, 1898, pl. CCCXII, figs. 756, 756a, 1900.

Body very slender, tapering, elongate, its greatest depth nearly one twelfth of total length without caudal, its greatest width about one tenth of the same length. Head triangular, much narrowed anteriorly, its length one sixth of total without caudal; nasal spines very large, diverging, inserted near tip of snout; no other spines anywhere; eyes very large, longer than snout, one fourth as long as the head; supraocular ridges very high; a ridge extending backward from eye along temporal region; lower jaw slightly included. Caudal peduncle very long and slender, forming about two fifths of the length. Breast with flat plates. Dorsal ridges high anteriorly, the median line of back from snout to dorsal fin concave. Dorsal origin midway between hind margin of orbit and base of middle caudal rays; base of dorsal one half as long as the head and equal to length of second, and longest ray. Anal immediately under dorsal and nearly equal to it in length of rays. Caudal convex behind, the middle rays two thirds as long as the head. Ventral two fifths as long as head. Pectoral reaching to eighth plate of the dorsal ridge, nearly as long as the head. Plates on breast radially striate, the two median ones larger than the rest; a few small plates on hinder median part of gill membranes, and on narrow underside of mandible; two large plates with raised centers in front of and four to eight small spineless plates in one

or two series on base of pectoral. D. 5 or 6; A. 5 or 6; P. 9; V. I, 2; C. 10 or 11; pyloric caeca four or five; lateral line about 50.

Color brownish, pale below, with indefinite cross bands of darker, two in front of, and one under dorsal, and two or three on caudal peduncle; rays of dorsal and upper rays of pectoral brownish, interrupted by lighter, giving an indefinite appearance of cross bands; caudal dark; ventrals and anal in both sexes pale.

This fish reaches a length of 6 inches; it is found in moderate depths from Greenland to Rhode Island and doubtless occurs off Long Island in suitable depths though specimens have not been recorded in New York waters. The species is very frequently obtained from the stomachs of haddock and cod, and the trawl has taken it in depths as shallow as 44 fathoms. In 1874 the head of a sea poacher was dredged up on the "Pecten Ground," off Watch Hill R. I. The fish exists in great abundance in Massachusetts bay and farther north.

Family **CYCLOPTERIDAE**

Lump Suckers

Group **CYCLOPTERINAE**

Genus **CYCLOPTERUS** (Artedi) Linnaeus

Body more or less compressed toward the back, somewhat triangular in a transverse section at the first dorsal, covered with conical, rough, bony tubercles; head short, thick, subquad-rangular in a cross section; snout blunt, rounded; mouth anterior, opening slightly upward; teeth simple, small, arranged in a band; eye moderate, lateral; dorsals two; caudal distinct; disk moderately large, anterior, below the head; no barbels about the mouth; first dorsal fin in the adult completely hidden by the skin, the larger tubercles of the flanks, though in regular series, having a scattered appearance. One species, reaching a considerable size, in the north Atlantic.

318 **Cyclopterus lumpus** Linnaeus

Lumpfish; Lump sucker

Cyclopterus coeruleus MITCHILL, Trans. Lit. & Phil. Soc. N. Y. I, 480, pl. II, fig. 7, 1815, New York Harbor.

Lumpus anglorum DE KAY, N. Y. Fauna, Fishes, 305, pl. 54, fig. 175, 1842; STOREY, Hist. Fish. Mass. 208, pl. XXXII, fig. 2, 1867.

Cyclopterus lumpus LINNAEUS, Syst. Nat. ed. X, I, 260, 1758; GÜNTHER, Cat. Fish. Brit. Mus. III, 155, 1861; GOODE & BEAN, Bull. Essex Inst. XI, 11, 1879; JORDAN & GILBERT, Bull. 16, U. S. Nat. Mus. 747, 1883; BEAN, Bull. Am. Mus. Nat. Hist. IX, 370, 1897; H. M. SMITH, Bull. U. S. F. C. 1897, 105, 1898; JORDAN & EVERMANN, Bull. 47, U. S. Nat. Mus. II, 2096, 1898, pl. CCCXIII, fig. 757, 1900.

Body massive, compressed, subtriangular in transverse section through the middle, belly flattened, the portion behind the abdominal chamber much compressed, and less than one half the length of the body proper; greatest depth of body one half or more than one half of total length including caudal. Caudal peduncle short, its least depth one third length of head. Head short, subquadrangular in transverse section, forehead broad, flattened; length of head one fourth of total length with caudal. Nape high. Snout short, broad, blunt, one fourth as long as the head. Mouth wide, terminal, oblique, the maxillary reaching to below the front margin of the orbit. Eye lateral, placed high, as long as the snout, and one third as wide as interorbital space. Nostrils small, the hinder smaller, near the eyes on interorbital space, the anterior farther forward, halfway to the mouth, with a short tube. Gill opening moderately wide, about three fifths length of head, its lower third in front of base of pectoral. Fins with rounded margins, rough, with small tubercles. First dorsal distinct in very young individuals, variable in shape, thick and fleshy, with weak rays in older stages; second dorsal always distinct, broad, rounded, its origin two and one half times as far from tip of snout as from base of middle caudal rays, its longest ray one half as long as head. Caudal broad, subtruncate or rounded behind, its middle rays one half as long as the head. Anal exactly opposite the dorsal and about equal in size. Pectoral broad, rounded, fringed, not indented at the sides of the disk, its length one sixth of the total without caudal. Disk little longer than wide, about as wide, or nearly three fourths as long, as the head. Skin thickly covered with small, irregular subconical tubercles, the sides of which are roughened with small, conical protuberances. On older individuals, larger, longitudinally compressed tubercles form a vertical series from the nape over the first dorsal; a series of three tubercles at

each side of the space between the dorsals; a row of larger ones extends from the supraorbital region along the flank to the upper part of the tail; a series, starting a little above the pectoral, passes to the lower portion of the tail; and a third lateral series reaches along each line of the lower surface from the side of the disk to the anal. The fleshy ridge enveloping the first dorsal is subject to considerable variation; it usually continues forward on the nape and becomes indefinite at the occiput. D. VI to VIII, 11; A. 9 or 10; V. 6; P. 20; C. 12 to 14; B. 6; vertebrae $11+18=29$.

Colors in alcohol, brownish or olive to grayish, the tubercles darker. In life the tints vary from yellowish or greenish in the young to more or less brilliant red in males, or bluish to dark brown in females; spots, blotches, cloudings, or other markings are not infrequent. The young often take the color of their surroundings. De Kay had a specimen with the following colors: above deep blue, becoming paler on the sides, which are tinged with yellowish beneath, approaching to red. Ventrals bright yellow, and in the spawning season, bright red. Irides yellowish. Kumlien had one with iris umber.

The lumpfish is called cock-paddle and hen-paddle in Scotland, lumpsucker, lumpfish, and sea owl in England, Licorne de Mer in France. Its habitat is in the North Atlantic, on rocky shores of both coasts, south to New York and France. It is said to attain to a weight of 17 pounds and a length of 20 inches, but is usually much smaller. The species is rarely used for food in our country, but in Scotland it is said to be considered a great delicacy.

By means of its ventral disk it can adhere firmly to any solid substance. Pennant relates that upon throwing one of these fishes into a pail of water it adhered so strongly that upon taking hold of the fish by the tail he lifted the whole vessel containing several gallons of water.

The lumpfish is found in Gravesend bay in May. It will not live longer than a few weeks in captivity. Adults are common in the vicinity of Woods Hole Mass. in April and a few are seen

in May. The young are very common throughout the summer in Vineyard Sound among driftweed. Spawning occurs in April, sometimes in March, near the shore. After spawning the female retires to deep water and the male guards the eggs which hatch among seaweed.

Family LIPARIDIDAE

Sea Snails

Group LIPARIDINAE

Genus NEOLIPARIS Steindachner

This genus differs from *Liparis* in having a deep notch in the dorsal fin anteriorly, separating the spines from the soft rays. The species approach more nearly to the cottoid type, from which the liparids are descended. In general the vertebrae are fewer, the fin rays fewer, the ventral disk larger, and the vertical fins better separated than in the more degenerate members of the family. The retention of the notch between the dorsals fully justifies the recognition of *Neoliparis* as a distinct genus.

319 *Neoliparis atlanticus* Jordan & Evermann

Sea Snail; Lump sucker

Liparis montagui CUVIER, Règne Anim. ed. 1, vol. 2, 227, 1817; JORDAN & GILBERT, 743, 1883, in part; GARMAN, Discoboli, 47, 1892, with plate.

Liparis Montagui PUTNAM, Proc. Am. Assoc. Adv. Sci. 335, 1874; GOODE & BEAN, Bull. Essex Inst. XI, 12, 1879.

Neoliparis montagui H. M. SMITH, Bull. U. S. F. C. 1897, 105, 1898.

Neoliparis atlanticus JORDAN & EVERMANN, Bull. 47, U. S. Nat. Mus. II, 2107, 1898.

Body widest at gill opening, compressed posteriorly, deepest below third dorsal spine, its depth two ninths to one fourth of the total length without caudal. Head broader than deep, depressed above the eyes, its length contained four and two thirds times in total without caudal; snout one third and eye one fifth as long as the head. Mouth narrow, its cleft transverse and extending to anterior nostril; lower jaw included; teeth tricuspid, the middle cusps highest; gill openings very narrow, the lower border opposite first ray of pectoral; anterior nostril tubular, the tube three fifths as long as the eye; posterior nostril with a low flap; skin loose, lying in folds. Origin of dorsal not far behind pectoral, its distance from tip of snout one third its

distance to base of caudal. Dorsal with a very shallow notch, the spines nearly continuous with the soft rays; in the males much elevated, the tips thickened and membranes deeply incised; the first or longest spine as long as head; the sixth or last not quite one half as long as head; middle rays of soft dorsal one half as long as head; dorsal and anal joined to base of caudal; caudal nearly as long as head; pectoral almost reaching anal, slightly longer than head; lower rays exerted, forming a slight lobe. Ventral disk one half to four sevenths as long as the head.

D. VI, 25; A. 23; P. 30.

Color reddish brown, with small scattered light or bluish dots over the body; fins darker, clouded with pale, the dorsal broadly edged with darker. Described from a specimen about 5 inches long, from Godbout, Quebec, and from other specimens collected at Salem Mass., and Woods Hole Mass. (After Jordan and Evermann)

The sea snail is generally common along rocky shores from Newfoundland to Connecticut. At Woods Hole it is not common in the shallow waters near the shores. In Massachusetts bay it is a resident of rocky bottoms among the roots of the Kelp (*Laminaria saccharina*), but is less frequently taken than the striped lumpsucker. Putnam recorded specimens from Salem and Nahant. The species reaches a length of about 5 inches.

Genus **LIPARIS** (Artedi) Scopoli

Body rather elongate, covered with smooth skin, which is usually freely movable; head short, flattened above; mouth horizontal, the jaws equal or the lower jaw included; teeth in several series, close set, always more or less tricuspid, the adult with the outer cusps often worn or obliterated; maxillary covered by skin of preorbital region; anterior nostrils tubular or not; ventral disk well developed on the breast, its front below or behind the middle of the head, its surface with 13 lobes; an anterior median lobe, and one corresponding to each of the six rays in the fin; each lobe with a horny papilla covering, which is sometimes lost; vent well behind the head, about midway

between the sucking disk and anal fin; dorsal fin continuous, undivided, its spines not differentiated; caudal well developed; dorsal fin free from caudal or joined; pectoral broad, procurrent at base, emarginate and free at tips, some of the lower rays produced; vertical fins enveloped in the lax skin; vertebrae 35 to 55. Northern seas, near the shores; the species less arctic in distribution and, in general, inhabiting shallower water than is the case with *Careproctus* and *Paraliparis*, a fact associated with the reduced number of vertebrae in *Liparis*. The species are numerous, but in general well defined, their characters varying with age. In most of the species color varieties occur, several having the body often marked everywhere with concentric curved stripes or rings.

Subgenus **LIPARIS** (Artedi) Scopoli

320 *Liparis liparis* (Linnaeus)

Sea Snail; Striped Sea Snail

Cyclopterus liparis LINNAEUS, Syst. Nat. ed. XII, I, 414, 1766, Northern Ocean.

Liparis vulgaris FLEMING, Brit. Anim. 190, 1828; GÜNTHER, Cat. Fish. Brit. Mus. III, 159, 1861; GOODE & BEAN, Bull. Essex Inst. XI, 12, 1879; BEAN, Bull. 15, U. S. Nat. Mus. 115, 1879.

Liparis lineata JORDAN & GILBERT, Bull. 16, U. S. Nat. Mus. 742, 1883.

Liparis liparis CUVIER, Règne Anim. ed. 1, vol. 2, 227, 1817; GARMAN, Discoboli, 57, 1892; JORDAN & EVERMANN, Bull. 47, U. S. Nat. Mus. II, 2116, 1898; H. M. SMITH, Bull. U. S. F. C. 1897, 105, 1898.

Body thick and subcylindric anteriorly, compressed posteriorly, enveloped in an unctuous, thin, loose skin; its greatest depth about one fifth of the total length. Head obtuse, one fourth of total length; nape slightly swollen. Snout broad, not depressed, moderately long. Cleft of mouth horizontal, not reaching vertical from front of eye; lips rather thick; upper jaw longer than lower. Both jaws with a band of villiform teeth, becoming cardlike in very large individuals. Eye lateral, but interfering with the upper profile of head, one seventh as long as head, one half as long as snout and one half of width of interorbital space. Nostril close before eye. Gill opening reduced to a vertical slit extending downward on upper part of base of pectoral, the remainder of the gill membranes being united with

the base of the pectorals and with the isthmus. Gills $3\frac{1}{2}$; pseudobranchiae not evident. Pectoral very broad, extending downward and forward under the throat; the twelve upper rays reach to the vertical from the origin of the anal, the remainder gradually becoming shorter as far as the last but six, which are considerably produced. The six rays which constitute the base of the ventral disk may be easily distinguished; the disk is surrounded by about 13 soft and flat papillae. Dorsal fin commencing above middle of pectoral and slightly connected with caudal; its middle rays highest. Caudal moderately long and rounded, its rays simple, articulated. Anal origin below seventh ray of dorsal, the fin continuous with the caudal. Vent midway between ventral disk and anal fin.

B. 6; 33 to 36; A. 27 to 29; P. 34 to 37; C. 10 to 14; pyloric caeca 10 to 16; vertebrae 38 to 42.

Color very variable. Some specimens are pale yellowish brown, mottled and spotted with dark brown. Others are reddish gray, with broad, irregular black spots; fins reddish, with black dots arranged in transverse bands. Others, again, are brownish, with irregular darker longitudinal streaks on the head and body. (After Günther)

The species grows to the length of 5 inches. It inhabits the North Atlantic, on both coasts, extending southward to Long Island Sound and France.

At Woods Hole Mass., according to Dr Smith, it is common in winter on rocky bottoms, and is found full of spawn in December and January. In Massachusetts bay it is a resident of rocky bottoms among the roots of the kelp. Mr J. H. Sears discovered it in the vicinity of Salem, near Baker's island, in 6 feet of water. Kumlien found it fastened to kelp in Cumberland gulf in depths of 5 to 7 fathoms. It is to be noted that Kumlien's specimens had an increased number of rays in the dorsal and anal fins.

Richardson mentions this sea snail from the west side of Davis strait, in lat. 70° n. and from Regent's inlet.

Professor Collett found the alimentary canal of one specimen filled with small amphipods, one of them being *Caprella*

septentrionalis, together with many individuals of *Protomedeia fasciata*. Dr Günther found the stomach of a large specimen filled with shrimp.

Group GOBIOIDEI

(Gobies)

Family GOBIIDAE

Subfamily GOBINAE

Genus GOBIOSOMA Girard

Body entirely naked; mouth moderate, horizontal; snout blunt; teeth in several series, the outer row enlarged; no canines; dorsal spines normally seven, rarely five or six; second dorsal and anal short; no barbels about head; shoulder girdle without flaps. Species chiefly American.

321 *Gobiosoma bosci* (Lacépède)

Naked Goby; Mud Creeper; Oysterfish

Gobius bosci LACÉPÈDE, Hist. Nat. Poiss. II, 555, pl. 16, fig. 1, 1798, Charleston, S. C.

Gobius alepidotus BLOCH & SCHNEIDER, Syst. Ichth. 547, 1801; DE KAY, N. Y. Fauna, Fishes, 160, pl. 23, fig. 70, 1842, New York Harbor.

Gobius viridipallidus MITCHILL, Trans. Lit. & Phil. Soc. N. Y. I, 379, pl. 1, fig. 8, 1815.

Gobiosoma alepidotum GÜNTHER, Cat. Fish. Brit. Mus. III, 85, 1861; JORDAN & GILBERT, Bull. 16, U. S. Nat. Mus. 638, 1883.

Gobiosoma bosci JORDAN & GILBERT, Proc. U. S. Nat. Mus. 613, 1882; BEAN, Bull. U. S. F. C. VII, 136, 1888; 19th Rep. Comm. Fish. N. Y. 249, 1890; Bull. Am. Mus. Nat. Hist. IX, 370, 1897; JORDAN & EVERMANN, Bull. 47, U. S. Nat. Mus. III, 2259, 1898; H. M. SMITH, Bull. U. S. F. C. 1897, 105, 1898; BEAN, 52d Ann. Rep. N. Y. State Mus. 109, 1900.

Body moderately elongate, its depth one fifth or one sixth of total length without caudal; head very broad, three tenths of total length without caudal, flattish above, with tumid cheeks. Eye small, longer than snout, one fifth as long as the head. Mouth large, little oblique, the jaws subequal, the maxillary, at least in males, extending to below posterior part of orbit, three sevenths as long as head. Teeth in few series, the outer considerably enlarged; two teeth on each side of inner series of lower jaw specially large canines. Dorsal spines slender, not filamentous. Caudal rounded. D. VII, 14; A. 10.

Olivaceous or grayish, with darker cross shades of rounded spots; seven or eight paler transverse bars over the body and tail; fins dark brown, with a bluish shade. De Kay says the body is greenish brown, with seven vertical dusky bands, and the caudal fin with two or three curved bars.

The naked goby, or mud creeper, is found on the Atlantic coast from Cape Cod to Florida.

This is the variegated goby of Drs Mitchill and De Kay. Dr Mitchill described it as *Gobius viridi-pallidus*. He had specimens $2\frac{1}{2}$ inches long from the bay of New York, and illustrates one of them in fig. 8, pl. I, of his *Fishes of New York*.

The ventral fins of this little fish form a sucking disk of comparatively great power, as may be appreciated from the following sentence of Dr Mitchill: "One of the individuals now lying before me adhered so firmly to a stone that he was lifted out of the water by an oysterman." The variegated goby does not exceed $2\frac{1}{2}$ inches in length, and is now known from Buzzard's bay southward, its southern limit being undetermined. In the Gulf of Mexico occurs a form which was set apart as a distinct species by Girard, but this may be merely a color variety. The fish has no economic value. Its name in Great South bay is mudcreeper. Numerous examples were found at the mouth of Swan creek and in Blue Point cove. Several were obtained also at Fire Island. All of these were secured late in September.

In 1901, the young, measuring from $\frac{1}{2}$ inch to $1\frac{1}{8}$ inches, were taken in Swan river, August 8, and on September 14 some large individuals were secured in empty oyster shells off Duncan's creek. Numerous specimens were caught in eel pots off Swan river and off Widow's creek, and the species was obtained once in fresh water in Swan river.

Taken in moderate numbers in oyster dredges at Eaton's Neck Long Island, in the fall of 1896. Several individuals lived all winter in a balanced tank, and took food greedily, but on the approach of summer all died.

On August 13, August 30, and September 16, 1887, the writer seined a few examples at Somers Point and Ocean City N. J.

At the latter place they were associated with *Fundulus*, *Cyprinodon*, *Lucania*, *Mugil*, *Bairdiella*, *Anguilla*, and swarms of shrimp.

This little goby seizes its food with a snap, and immediately darts off to conceal itself in a rock crevice or behind plants.

Group TRACHINOIDEI

Trachinoid fishes

Family URANOSCOPIDAE

Stargazers

Subfamily URANOSCOPINAE

Genus *ASTROSCOPUS* Brevoort

Body robust. Head above not entirely covered with bone, the occipital plate ceasing much behind the orbits; from the middle line anteriorly a Y-shaped bony process extends forward, the tips of the fork between the eyes; a trapezoidal space on either side of the Y, covered by naked skin, bounded by the Y, the eyes, the suborbitals, and the occipital plate. A covered furrow behind and on the inner side of each eye terminating near front of orbits, its edges fringed. Head without spines; humeral spine obsolete; lips and nostrils fringed; no retractile tentacle in mouth. Young individuals with top of head largely covered by bone. Head scaleless; back and sides covered with close set scales; belly mostly naked. No spine before the ventrals. First dorsal small, of four or five low, stout, pungent spines, connected by membrane to the second dorsal which is rather high and long; pectorals and ventrals large. Species American, distinguished from the Old World genus, *Uranoscopus*, chiefly by the unarmed head.

322 *Astroscopus guttatus* Abbott

Spotted Stargazer

Astroscopus guttatus ABBOTT, Proc. Ac. Nat. Sci. Phila. 365, 1860, Cape May, N. J.; BEAN, Bull. Am. Mus. Nat. Hist. IX, 370, 1897; JORDAN & EVERMANN, Bull. 47, U. S. Nat. Mus. III, 2310, 1898.

Upsilonphorus guttatus BEAN, Proc. U. S. Nat. Mus. 60, 1879; KIRSCH, Proc. Ac. Nat. Sci. Phila. 264, 1889.

Astroscopus anoplus BEAN, Bull. U. S. F. C. VII, 136, pl. I, figs. 1, 2, 1888, Somers Point, N. J., not *Uranoscopus anoplus* C. & V.

Depth of body contained four times in its length in the young, three and one fourth times in the adult. Eye small, its diameter contained five and one half times in interorbital space. Naked space between forks of Y on top of head short and broad, but longer than the vertical limb of the Y, which is very short. Two distinct spinules directed forward before eye; white spots on body very small and irregular, without dark rings; base of dorsals equaling in length the distance from front of first dorsal to tip of snout; base of first dorsal twice length of its longest spine; first spine equaling second in length, and three times length of last. Middle caudal rays a little shorter than ventral fin. Pectoral slightly longer than ventral, two sevenths of total length to caudal base, and extending to fifth anal ray.

D. IV or V, 13 or 14; A. 13; V. I, 5.

Color of upper parts of body and lower jaw bright chocolate; belly and throat white; darker portions covered with numerous circular spots much lighter than ground color; membrane of first dorsal black; second dorsal white with three irregular bands of dull black obliquely across it; the caudal with three parallel bands of blackish brown, the middle of which appears to be the continuation of a variable longitudinal band on the center of each side; the anal having a variable band of dull brown, darker upon the posterior termination.

If the young stargazer identified as *Astroscopus anoplus* by the writer in his paper on the *Fishes of the Great Egg Harbor Bay*, be identical with the *A. guttatus* of Abbott, the following notes will be of interest in connection with the species under discussion:

A single young individual, 1 inch long, was seined at Ocean City, August 1. The species has not previously been recorded from this bay.

Another example, $2\frac{1}{2}$ inches long, was caught at Longport, August 26, not far from the inlet. The colors of the specimen, August 28, are as follows: Top of head, cheeks, sides, and a narrow strip along dorsal bases, plum color; back, olive; lower part of head, belly, ventrals, anal, and soft dorsal, whitish; caudal,

pale, with a faint yellow blotch at base and a dusky streak on middle portions; spinous dorsal, black; chin with a yellow T-shaped marking, the stem of the T bounded on each side by a wing-shaped blotch of purple, which has a dark inner edge; pectoral, plum color, its lower margin whitish. D. IV, 14; A. 13. A prominent anal papilla. A low fold of skin extends from the ventrals along the median line of the belly to the anal papilla. Two slight furrows between the eyes, with two rows of papillae along their inner margins. Behind these furrows are naked spaces, little developed, but quite distinct. Nostrils surrounded by a row of papillae.

The same stargazer was caught in Gravesend bay Oct. 24, 1894. It lived about a month in captivity and then was killed by the low temperature of the water.

This stargazer inhabits the Atlantic coast of the United States from Long Island to Virginia, but is nowhere plentiful. It has been recorded from Gravesend bay, N. Y., Tompkinsville N. Y., Somers Point N. J., Cape May N. J. and Norfolk Va. The species attains to the length of 12 inches. The changes through which the fish passes from youth to adult age are rather remarkable.

Family *BATRACHOIDIDAE*

Toadfishes

Genus *OPSANUS* Rafinesque

Body comparatively short and robust, scaleless; head large, depressed; jaws, vomer, and palatines each with a single series of strong blunt teeth; mandible with an additional external series at symphysis; teeth of upper jaw small; dentary bones forming an acute angle at symphysis; lips fleshy; upper angle of opercle with two diverging spines, more or less concealed in the skin; no poison glands; spinous dorsal of three stout, short spines, the second the longest; axil of pectoral with a large foramen; lateral line obscure, its pores not conspicuous; young with a series of small, tufted cirri on back and sides; branchiostegals six; vertebrae 12+22. Shore fishes, mostly of temperate regions; voracious creatures, living on the bottoms, feeding on mollusks and crustacea, and having great strength of jaw.

323 *Opsanus tau* (Linnaeus)*Toadfish; Oysterfish*

Gadus tau LINNAEUS, Syst. Nat. ed. XII, I, 440, 1766, Carolina.

Lophius bufo MITCHILL, Trans. Lit. & Phil. Soc. N. Y. I, 463, 1815, New York.

Batrachus celatus DE KAY, N. Y. Fauna, Fishes, 170, pl. 50, fig. 161, 1842. New York.

Batrachus tau CUVIER & VALENCIENNES, Hist. Nat. Poiss. XII, 478, 1837; DE KAY, N. Y. Fauna, Fishes, 168, pl. 28, fig. 86, 1842; GÜNTHER, Cat. Fish. Brit. Mus. III, 167, 1861; STORER, Hist. Fish. Mass. 105, pl. XIX, figs. 1, 2, 1867; GOODE & BEAN, Bull. Essex Inst. XI, 11, 1879; BEAN, Bull. U. S. F. C. VII, 135, 1888; 19th Rep. Comm. Fish. N. Y. 249, 1890.

Body robust, naked, its depth about one fourth of the standard length; depth of caudal peduncle one fourth length of head; head broad, its length about one third that of the body with head; mouth large; jaws strong, armed with blunt teeth; well developed teeth on vomer; long diameter of eye one third length of mandible; a broad flap above orbit; tip of maxillary, lower side of mandible, and margin of preopercle fringed with cirri; subopercle ending in a sharp spine; first dorsal small, placed over base of pectorals; second dorsal long, its base about one half of total length without caudal; pectorals broad, the width of their base equaling one half length of head.

D. III, 26-28; A. 24.

Color dark olive; under parts lighter; black markings on sides forming irregular bars; many pale or yellowish spots on body; soft dorsal, anal, pectoral, and caudal fins with light cross bands formed of light colored spots.

In some parts of the south this species is known as the oysterfish, from its habit of living in dead oyster shells. The toadfish ranges on our east coast from Cape Cod to the Gulf of Mexico. The fish is said to grow to the length of 15 inches. It is a voracious species, feeding upon other fishes, and upon shellfish, crabs and other crustacea, annelids, etc.

On rocky bottoms it occurs under stones, and on sandy and muddy areas it frequents localities abounding in eelgrass. The toadfish lies in concealment for its prey, and darts out quickly to effect a capture. Its breeding season is during the summer

months. The habits are fully described by Storer in the *Fishes of Massachusetts*. The eggs adhere to stones in shallow water. By the end of August the young have reached a length of about one inch. The nest and young are guarded by the parent fish. The species is not an attractive one, and though the flesh is sweet and palatable it is rarely eaten. To the fishermen this is one of the worst nuisances in our waters, since it is always ready to take the hook and swallow the bait intended for more useful fish. In Great South bay the toadfish was taken at the mouth of Swan creek and in Blue Point cove late in September. Young individuals were collected September 10 at the Blue Point Life-saving station.

In 1898 the toadfish was again found abundantly in Great South bay in August and September. They are distributed in all portions of the bay, except where the water is nearly fresh. In 1901 the eggs were found upon the point of hatching in the middle of July and in the month of August. On July 16, a lot of embryos measuring from $\frac{3}{16}$ to $\frac{11}{16}$ of an inch were obtained. The eggs adhere firmly to the bark of stakes, or the undersurface of sunken wood, stones, or any other heavy substance which will answer the purpose of concealment.

The toadfish is not present in Gravesend bay in the hot summer months. Most of the individuals taken were caught in August, September and October. It is possible to keep it in captivity during the summer months by careful management.

Group **BLENNIOIDEI**

Blennylike Fishes

Family **BLENNIIDAE**

Blennies

Genus **BLENNIUS** (Artedi) Linnaeus

Body oblong, compressed, naked; head short, the profile usually bluntly rounded; mouth small, horizontal, with a single series of long, slender, curved, close set teeth in each jaw, besides which, in the lower jaw at least, is a rather short and stout fanglike canine tooth on each side; premaxillaries not protractile; gill openings wide, extending forward below, the

membranes free from the isthmus, or at least forming a broad fold across it. Dorsal fin entire, or more or less emarginate, the spines slender; pectorals moderate; ventrals well developed, I, 3; no pyloric caeca; lateral line developed anteriorly. Species numerous, lurking under rocks and algae in most warm seas; some species in the lakes of northern Italy. The European species in general are larger in size than ours, with higher fins.

324 *Blennius fucorum* (Cuv. & Val.)

Seaweed Blenny

Blennius fucorum CUVIER & VALENCIENNES, Hist. Nat. Poiss. XI, 263, pl. 324, 1836, 240 miles south of Azores; DE KAY, N. Y. Fauna, Fishes, 149, pl. 22, fig. 66, 1842, in seaweed, not far from New York coast; GÜNTHER, Cat. Fish. Brit. Mus. III, 217, 1861; JORDAN & GILBERT, Bull. 16, U. S. Nat. Mus. 759, 1883; JORDAN & EVERMANN, Bull. 47, U. S. Nat. Mus. III, 2379, 1898.

Blennius oceanicus CUVIER & VALENCIENNES, op. cit. 265, 1836, open Atlantic, 29° N., 50° W.

The length of the body is five times the length of the head; orbital cirri nearly as long as head, bifid above, and with fringes at the base; dorsal fin slightly emarginate, free from the caudal, the spines rather stiff. Head very short and deep, its profile nearly vertical; 24 teeth in each jaw; both jaws with very strong canines. Gill membranes free from isthmus posteriorly. Eyes very large, one third as long as head. D. XI, 17; A. 18.

Color olive green, becoming darker above, with numerous brown spots on cheeks and sides of body; below faintly reddish; dorsal with a large black spot in front, behind which are some smaller spots; spinous dorsal edged with paler.

The seaweed blenny was obtained by De Kay in a voyage from Constantinople to New York in 1831. He met the species swimming about seaweed not far from the coast of New York and made notes of it at the time, considering it as either a young individual of some larger species or undescribed. This specimen was not more than 1½ inches long. The type of the species was taken south of the Azores. The coloration as stated by De Kay is as follows: "Soiled greenish, changing to brownish above, with numerous brown spots on the cheeks and side of the body;

throat and belly faintly rosaceous; iris bluish with reddish points radiating about the pupils."

The largest specimen recorded is $2\frac{1}{2}$ inches long.

Genus **CHASMODES** Cuv. & Val.

Body oblong, compressed, naked; head triangular in profile, the snout somewhat pointed; mouth large, with lateral cleft, the maxillary usually, but not always, extending to beyond eye; premaxillaries not protractile; teeth in a single series, long and slender, comblike, confined to the front of each jaw; no canines; cirri very small or wanting; gill openings very small, their lower edge above the middle of the base of the pectorals; lateral line incomplete. Fins as in *Blennius*. American. The species with smaller mouth approach *Hypsoblennius*, which genus is not far separated from *Chasmodes*.

325 *Chasmodes bosquianus* (Lacépède)

Banded Blenny

Blennius bosquianus LACEPEDE, Hist. Nat. Poiss. II, 493, pl. 13, fig. 1, 1800, South Carolina.

Blennius photis MITCHILL, Trans. Lit. & Phil. Soc. N. Y. I, 374, 1815.

Chasmodes bosquianus GÜNTHER, Cat. Fish. Brit. Mus. III, 229, 1861.

Chasmodes bosquianus CUVIER & VALENCIENNES, Hist. Nat. Poiss. XI, 295, pl. 327, 1836; DE KAY, N. Y. Fauna, Fishes, 151, pl. 24, fig. 73, 1842, New York Harbor; JORDAN & GILBERT, Bull. 16, U. S. Nat. Mus. 756, 1883; JORDAN & EVERMANN, Bull. 47, U. S. Nat. Mus. III, 2394, 1898.

The depth of the body is contained three and one half times in its length which is three and one half times the length of the head. Orbital tentacle very minute or wanting; maxillary extending to rather beyond eye; interocular space very narrow, not concave. Dorsal fin not emarginate, the spines slender. Dorsal joined to base of caudal; anal free. D. XI, 19; A. 20.

Color (in ♂) olive green, with about nine horizontal narrow blue lines, these somewhat irregular and interrupted, converging backwards; opercular membrane and a broad stripe through middle of spinal dorsal deep orange yellow; anal fin dark, the rays with white membranaceous tips; ♀ dark olive green, reticulated with narrow pale green lines, and with several broad dark bars, which are more distinct posteriorly; vertical fins

similarly marked; head finely dotted with black; a dusky spot at base of caudal in both sexes. New York to Florida.

Mitchill found a specimen of this little blenny in an oyster, and described it under the name *Blennius pholis*. Another specimen was sent to Cuvier from New York, and a specimen in the Lyceum in New York, described by De Kay, was obtained from New York harbor. This blenny is common southward in shallow water. It seldom exceeds the length of $3\frac{1}{2}$ inches.

Family XIPHIDIIDAE

Rock Eels

Genus *PHOLIS*. (Gronow) Scopoli

Body long and low, considerably compressed, somewhat band-shaped, the tail slowly tapering; head small, compressed, naked; mouth rather small, oblique; jaws with rather small teeth in narrow bands or single series; vomer and palatines usually toothless; gill membranes broadly united, free from the isthmus; scales very small, smooth; no lateral line. Dorsal fin long and low, beginning near the head, composed entirely of stiff, sharp, subequal spines; anal similar in form, of two spines and many soft rays; caudal fin short and small, more or less joined to dorsal and anal; pectorals short, rather shorter than head; ventrals very small, of one spine and a rudimentary ray; intestinal canal short, without caeca. Shore fishes of the Northern seas.

326 *Pholis gunnellus* (Linnaeus)

Butterfish; Rock Eel

Blennius gunnellus LINNAEUS, Syst. Nat. ed. X, I, 257, 1758, Atlantic Ocean.

Centronotus gunnellus BLOCH & SCHNEIDER, Syst. Ichth. 167, 1801; GÜNTHER, Cat. Fish. Brit. Mus. III, 285, 1861.

Ophidium mucronatum MITCHILL, Trans. Lit. & Phil. Soc. N. Y. I, 249, pl. 2, fig. 1, 1815.

Gunnellus mucronatus DE KAY, N. Y. Fauna, Fishes, 153, pl. 12, fig. 36, 1842, New York Harbor; STORER, Hist. Fish. Mass. 94, pl. XVII, fig. 2, 1867.

Muraenoides gunnellus GOODE & BEAN, Bull. Essex Inst. XI, 11, 1879.

Pholis gunnellus BEAN, Bull. Am. Mus. Nat. Hist. IX, 370, 1897; H. M. SMITH, Bull. U. S. F. C. 1897, 106, 1898; JORDAN & EVERMANN, Bull. 47, U. S. Nat. Mus. III, 2419, pl. CCCXLII, fig. 832, 1900.

Body much compressed, elongate, its greatest depth equal to length of head and one eighth to one seventh of the total length without the caudal. Eye small, twice width of interorbital space, and one fifth length of head. Maxillary one third as long as head, reaching to below front of orbit. Teeth blunt, in a single row, not close set. Origin of dorsal immediately over the gill opening; the longest spine as long as the snout; the fin separated from the caudal by a slight notch. Pectoral about one half as long as head, reaching to below sixth spine of dorsal. Ventral minute. D. LXXVI to LXXXV; A. II, 38 to 44; V. I, 1; P. 12.

Color grayish or brownish, with a series of oval vertical dusky rings on the sides; abdomen grayish white, tinged with yellow; dorsal fin gray, with about 14 black vertical distant stripes; pectorals and caudal yellow; anal fin greenish gray, with alternate darker stripes; iris white.

This fish reaches the length of 12 inches. It is found in the North Atlantic from Labrador south to Cape Cod and from Norway south to France.

Dr Smith states that this rock eel or butterfish is abundant around the shores in the vicinity of Woods Hole Mass. in March and April, but is rare at other times. It may be taken in Vineyard Sound with a dredge at almost any season at a depth of 4 or 5 fathoms. It occurs only on gravelly bottoms.

The only individuals collected by myself were taken on the oyster beds at Eaton's Neck in the fall of 1896. The species does not live long in captivity.

On June 6, 1899, Captain H. E. Swezey obtained a few specimens of this species on the ocean beach at Water Island. Mitchill described the rock eel or butterfish (*Ophidium mucronatum*) in Trans. Lit. & Phil. Soc. N. Y., I, 249, pl. II, fig. 1. De Kay says this fish "is frequently found among rocks along the seashore and in the mud. It swims with great rapidity although its usual habit is that of creeping slowly among rocks, in which it is probably assisted by its spiny ventrals. It abounds in Robyn's reef, in the harbor of New York."

Subfamily STICHAEINAE

Genus *ULVARIÁ* Jordan & Evermann.

This genus is very close to *Eumesogrammus*, from which it differs in the absence of the lowermost or third lateral line, the median line being bifurcate.

327 *Ulvaria subbifurcata* (Storer)*Radiated Shanny*

Pholis subbifurcatus STORER, Rep. Fish. Mass. 63, 1839, Nahant, Mass.;

Hist. Fish. Mass. 92, 1867; DE KAY, N. Y. Fauna, Fishes, 150, 1842.

Eumesogrammus subbifurcatus GOODE & BEAN, Bull. Essex Inst. XI, 10, 1879; JORDAN & GILBERT, Bull. 16, U. S. Nat. Mus. 775, 1883.

Ulvaria subbifurcata JORDAN & EVERMANN, Check-List Fish. N. & M. A. 475, 1896; Bull. 47, U. S. Nat. Mus. III, 2440, 1898, pl. CCCXLV, fig. 842.

Body moderately compressed, fusiform, its greatest depth about one fifth of the length without caudal. Head moderately large, nearly one fourth of total length without caudal; mouth large, the maxillary extending to below the middle of the eye, the jaws equal in front; eye large, a little longer than the snout, one fourth as long as the head. Dorsal origin at a distance from tip of snout equal to length of head; longest spines about in the middle of the fin two fifths as long as the head; first spine two thirds as long as the eye. Caudal rounded, its middle rays one half as long as the head. Anal origin under the 14th spine of the dorsal, the fin not extending to the caudal, its longest ray one third as long as the head. Pectoral extending slightly past the vertical from the ninth spine of the dorsal, its length one sixth of total without caudal. Ventral in advance of dorsal origin, three eighths as long as head. Back somewhat arched; ventral outline nearly straight. Median lateral line forked over the pectoral, the upper branch extending about as far back as the extended pectoral. Scales very small.

D. XLIV; A. 28 to 30; V. I, 3; P. 14.

"Color, above reddish brown. Opercle and preopercle yellowish. Light colored circular patches along the base of the dorsal fin; beneath the lateral line lighter. Abdomen yellowish

white. From beneath the eye, a broad black band, which is widest at its origin, crosses the opercle obliquely; two other bands of the same color extend from behind the eye backward, in nearly a straight line, to a distance of from one to two lines. Numerous black spots on the dorsal fin [one of these extending from the fifth to the tenth spine]. Pectorals light, with darker shades. Anal fin with a dark colored margin. Caudal with small dusky spots," sometimes forming about four narrow concentric bars.

The fish reaches the length of about 6 inches.

This species is very rare in the North Atlantic, south to Cape Cod. Storer records the capture at Nahant Mass. in 1838. It has been taken by the U. S. Fish Commission at Grand Manan and Halifax, and by Prof. Verrill off Anticosti. De Kay had not met with the species in New York waters and his description is copied from that of Storer in his report upon *Fishes of Massachusetts*, page 63, 1839. De Kay called it the radiated shanny. Its occurrence in New York waters remains to be noted.

Genus *STICHAEUS* Reinhardt

Body moderately elongate, covered with small scales; teeth on jaws, vomer, and palatines. Lateral line present, single, running along side of back; pectorals and ventrals well developed. Dorsal moderately high, of spines only; gill openings continued forward below, the membranes scarcely united to the isthmus; pyloric caeca present. Arctic seas.

328 *Stichaeus punctatus* (Fabricius)

Spotted Blenny

Blennius punctatus FABRICIUS, Fauna Grönl. 153, 1780, Greenland.

Clinus punctatus RICHARDSON, Fauna Bor.-Amer. III, 88, 1836.

Gunnellus punctatus CUVIER & VALENCIENNES, Hist. Nat. Poiss. XI, 428, 1836.

Stichaeus punctatus GÜNTHER, Cat. Fish. Brit. Mus. III, 283, 1861; JORDAN & GILBERT, Bull. 16, U. S. Nat. Mus. 775, 1883; JORDAN & EVERMANN, Bull. 47, U. S. Nat. Mus. III, 2439, 1898, pl. CCCXLV, fig. 841, 1900.

Body compressed, tapering at both ends, moderately elongate, its greatest depth one sixth to one seventh of total length without caudal. Head two ninths of total length without caudal;

mouth moderate, the maxillary extending to below front of pupil, one third as long as head, the lower jaw slightly shorter than upper; eye small, one fifth as long as head; snout slightly longer than eye. Dorsal origin over top of gill opening; dorsal fin subcontinuous with the caudal, its longest spine two sevenths as long as the head. Caudal fin rounded in adult (emarginate in young), the middle rays two thirds as long as the head. Anal origin under 17th spine of dorsal, the fin well separated from the caudal, its longest ray one third as long as the head. Pectoral extending to below the 14th spine of the dorsal, its length one sixth of the total without caudal. Ventral nearly under dorsal origin, one third as long as the head. Back little arched; ventral outline also arched. Lateral line single, in the upper fourth of the height of body, and ending about the middle of the total length including caudal. Scales small, but larger than in *Ulvaria subbifurcata*. D. XLVIII to L; A. 32 to 36; V. I, 3; P. 15.

Color bright scarlet, the cheeks with five or six small dark blotches; smaller dark blotches on opercle and interopercle; a dark streak from snout through eye and extending behind the eye; five roundish dark spots, about as long as the eye, each with a white band near its upper margin, on the dorsal fin at almost regular distances apart; the anal fin with eight to ten narrow oblique crossbars; caudal with about six narrow, concentric, dark rings.

This blenny inhabits the Arctic seas from Greenland to North Siberia, south to Bristol Bay and Cape Cod. Young individuals were found in considerable numbers in Plover bay, Siberia, and at Cape Lisburne, Alaska. The species grows to the length of about 7 inches. The young are so different in appearance from the adult that they have been described as the type of a distinct genus. The occurrence of the species in New York waters is very doubtful.

Genus *LUMPENUS* Reinhardt

Body greatly elongate, moderately compressed, covered with small scales; lateral line indistinct or obsolete; head long; snout

short; no cirri; eyes large, placed high; mouth moderate, with a single row of rather small conic teeth on each jaw, palatine teeth present or absent; gill openings prolonged forward below, very narrowly united anteriorly to the isthmus, not forming a free fold across it; dorsal composed of numerous sharp, flexible, rather high spines; caudal fin long; anal many-rayed; pectorals large, more than one half length of head, the middle rays longest; ventrals well developed, jugular, I, 3 or I, 4; intestinal canal long; pyloric caeca present; no air bladder. Chiefly herbivorous. Northern seas.

Subgenus **LEPTOBLENNIUS** Gill

329 **Lumpenus lampetraeformis** (Walbaum)

Eel Blenny; Snakefish

- Blennius lampetraeformis* WALBAUM, Artedi Gen. Pisc. III, 184, 1792; Iceland.
- Blennius serpentinus* STORER, Proc. Bost. Soc. Nat. Hist. III, 30, 1848; Massachusetts Bay; Hist. Fish. Mass. 91, pl. XVII, fig. 1, 1867.
- Leptoblenius serpentinus* GOODE & BEAN, Bull. Essex Inst. XI, 10, 1879; Massachusetts Bay; JORDAN & GILBERT, Bull. 16, U. S. Nat. Mus. 778, 1883.
- Stichaeus islandicus* GÜNTHER, Cat. Fish. Brit. Mus. III, 281, 1861.
- Lumpenus lampetraeformis* COLLETT, Norske Nord-Havs Exp. 71, 1880; JORDAN & GILBERT, Bull. 16, U. S. Nat. Mus. 778, 1883; JORDAN & EVERMANN, Bull. 47, U. S. Nat. Mus. III, 2438, pl. CCCXLIV, fig. 840, 1898.

The depth of the body is one fifteenth of the length, which is nine times the length of the head. Head not large, its sides sparsely covered with small scales; eye as long as snout; maxillary reaching front of pupil; gill openings extending forward below for a distance less than length of snout; pectorals long, seven eighths length of head; ventrals moderate, two and two thirds in head. D. LXXV; A. 50; V. I, 3.

Olive above with lighter cloudings; pale below; dorsal fin brownish, with broad, oblique, white bands; pectorals pale.

The snakefish inhabits the North Atlantic and Arctic on both shores, ranging south to Sweden and Norway, east to Spitzbergen; on our coast extending south to Cape Cod and perhaps Long Island. It is a common resident of the deep waters of Massachusetts bay, where it is a favorite food of the cod and

halibut. The species grows to the length of 12 to 15 inches. Other names for it are eel blenny and snake blenny. No record of its occurrence in New York waters has yet appeared, but it may be found in moderate depths off Long Island.

Family CRYPTACANTHODIDAE

Wrymouths

Genus CRYPTACANTHODES Storer

Body long and slender, compressed, naked, without lateral line; head cuboid, with vertical cheeks and conspicuous muciferous cavities; eyes small, placed high; mouth large, very oblique, the very heavy lower jaw prominent in front; jaws, vomer, and palatines with stoutish conic teeth, in few series; gill openings prolonged forward below, narrowly attached to the isthmus; dorsal fin of stoutish spines, hidden in the skin; dorsal and anal joined to caudal; pectorals short; ventrals wanting.

330 *Cryptacanthodes maculatus* Storer

Ghostfish; Wrymouth

Cryptacanthodes maculatus STORER, Rep. Fish. Mass. 28, 1839; Hist. Fish. Mass. 34, pl. VIII, fig. 6, 1867; DE KAY, N. Y. Fauna, Fishes, 63, pl. 18, fig. 50, 1842, from Massachusetts specimen; LINSLEY, Am. Jour. Sci. Arts, XLVII, 60, 1844, Long Island Sound; GÜNTHER, Cat. Fish. Brit. Mus. III, 291, 1861; GOODE & BEAN, Bull. Essex Inst. XI, 10, 1879; JORDAN & GILBERT, Bull. 16, U. S. Nat. Mus. 780, 1883; H. M. SMITH, Bull. U. S. F. C. 1897, 106, 1898; JORDAN & EVERMANN, Bull. 47, U. S. Nat. Mus. III, 2443, 1898, IV, pl. CCCXLV, fig. 843, 1900.

The depth of the body is one thirteenth of the length, which is six and one half times the length of the head. Eyes small, placed high, not so wide as interorbital space, which has two ridges and three pits; orbital rim raised; two deep pits behind eye at the temples, a deeper pit on top of head between them; a raised ridge continued backward on each side of head behind orbital rim; maxillary extending to beyond eye; pseudobranchiae small; pectorals short, three in head, their tips reaching beyond front of dorsal; vent a little in front of the middle of the body.

D. LXXIII; A. 50.

Light brownish, with several series of smallish dark spots, arranged in more or less regular rows, from the head to the

base of the caudal; vertical fin closely spotted with darker; head above thickly speckled; body sometimes ("*inornatus*") entirely immaculate. The wrymouth or ghostfish has been taken from Labrador to Long Island sound. It is recorded by Linsley in his catalogue of the *Fishes of Connecticut*. The species grows to a length of 24 inches or more. According to Dr Smith, it is very rare at Woods Hole Mass. A specimen from Woods Hole, now in the National Museum, was taken about 1875. Sep. 18, 1896, an individual 18 inches long was caught there in a fyke net set in Great harbor. In Massachusetts bay the fish is also rather rare. Storer, in his *History of the Fishes of Massachusetts*, 1867, mentioned seven specimens: one from Nahant, one from Dorchester, one from Provincetown, three from Massachusetts bay; the seventh was from a beach in Nova Scotia. The U. S. Fish Commission collected seven specimens on the coast of Massachusetts previous to 1879. There is an albino form of this fish, of which four individuals were known prior to 1879. One of these was obtained at Marblehead and another at Swampscott.

Family ANARHICHADIDAE

Wolf Fishes

GENUS ANARHICHAS (Artedi) Linnaeus

Body moderately elongate, covered with rudimentary scales; head scaleless, without cirri, compressed, narrowed above, the profile strongly decurved; mouth wide, oblique; premaxillary not protractile; jaws with very strong conic canines anteriorly; lateral teeth of lower jaw either molars or with pointed tubercles; upper jaw without lateral teeth; vomer extremely thick and solid, with 2 series of coarse molar teeth; palatines with one or two similar series; gill membranes broadly joined to the isthmus; no lateral line; dorsal fin rather high, composed entirely of flexible spines which are enveloped in the skin; anal fin lower; caudal fin developed, free from dorsal and anal; no ventral fins; pectoral fins broad, placed low; air bladder present; no pyloric caeca. Northern seas.

331 *Anarrhichas lupus* Linnaeus*Wolf Fish*

- Anarrhichas lupus* LINNAEUS, Syst. Nat. ed. X, 247, 1758; H. M. SMITH, Bull. U. S., F. C. 1897, 106, 1898; JORDAN & EVERMANN, Bull. 47. U. S. Nat. Mus. III, 2446, 1898; IV, pl. CCCXLVII, fig. 846, 1900.
- Anarrhichas lupus* MITCHILL, Am. Month. Mag. II, 242, February, 1818; STORER, Rep. Fish. Mass. 69, 1839; DE KAY, N. Y. Fauna, Fishes, 158, pl. 16, fig. 43, 1842.
- Anarrhichas lupus* GOODE & BEAN, Bull. Essex Inst. XI, 11, 1879.
- Anarrhichas vomerinus* STORER, Hist. Fish. Mass. 99, pl. XVIII, fig. 1, 1867.

The depth of the body is contained five and one half times in its length, which is six times the length of the head. Maxillary reaches beyond orbit; band of vomerine teeth extending much farther back than the short palatine band; pectorals large, rounded, two thirds length of head; dorsal high, beginning over the gill openings, its longest rays about half length of head.

D. LXII; A. 42.

Brownish; sides with numerous (9-12) very dark transverse bars, which are continued on the dorsal fin, besides numerous dark spots and reticulations; fins dark; caudal tipped with reddish.

This is the sea wolf of Mitchill, mentioned by him in the *American Monthly Magazine*, v. 2, p. 242. De Kay writes of the species as follows:

The voracious and savage character of this fish is manifest in the formidable array of teeth with which he is provided, and by his vicious and pugnacious propensities when first drawn from the water. . . He is known under the various popular names of cat, wolf fish, and sea cat. His ill-favored aspect causes him to be regarded with aversion by fishermen, but his flesh is by no means unsavory; when smoked it is said to have somewhat the flavor of salmon. He prefers rocky coasts and is said to spawn in May. Not unfrequently taken off Rockaway beach, as I am informed, in company with the common cod. This I suppose to be the most extreme southerly limit yet observed. In high northern latitudes it is said to attain to the length of 6 and 8 feet.

In the deep waters of Massachusetts bay it occurs frequently, approaching the shore, particularly in winter. In Vineyard sound it is quite rare and has been taken late in fall in traps

and also on lines fished for cod. The range of the species is, in the north Atlantic, south to Cape Cod and France. It is rather common both in America and Europe. In Norway the skin of the fish is tanned and makes a very good leather.

Group OPHIDIOIDEI

Eelpouts

Family ZOARCIDAE

Genus ZOARCES Gill

Body elongate, compressed, tapering posteriorly; head oblong, heavy, narrowed above, the profile decurved; mouth large; teeth strong, conic, bluntish, in two series in the front of each jaw and one series on the sides; teeth in outer series larger; no teeth on vomer or palatines; dorsal fin very long, low, some of its posterior rays much lower than the others, developed as sharp spines; pectoral fins broad; ventrals jugular, of three or four soft rays; scales small, not imbricated, embedded in the skin; lateral line slender, lateral in position; size large; species viviparous. The American and Asiatic species (subgenus *Macrozoarces*) differ from the European type of *Zoarces* (Cuvier) in the increased number of fin rays and vertebrae. In *Zoarces viviparus* (Linnaeus), the European eelpout, the dorsal rays are about 100, the anal about 85, and the number of vertebrae is proportionally diminished.

332 *Zoarces anguillaris* (Peck)

Muttonfish; Ling; Eelpout

Blennius anguillaris PECK, Mem. Am. Ac. Sci. II, 46, figure, 1804, New Hampshire.

Blennius ciliatus MITCHILL, Trans. Lit. & Phil. Soc. N. Y. I, 374, pl. I, fig. 6, 1815.

Blennius labrosus MITCHILL, op. cit. 375, pl. I, fig. 7, 1815.

Zoarces anguillaris STORER, Rep. Fish. Mass. 66, 1839; DE KAY, N. Y. Fauna, Fishes, 155, pl. 16, fig. 45, 1842; GÜNTHER, Cat. Fish. Brit. Mus. III, 296, 1861; STORER, Hist. Fish. Mass. 97, pl. XVII, fig. 4, 1867; GOODE & BEAN, Bull. Essex Inst. XI, 9, 1879; JORDAN & GILBERT, Bull. 16, U. S. Nat. Mus. 784, 1883; H. M. SMITH, Bull. U. S. F. C. 1897, 106, 1898; JORDAN & EVERMANN, Bull. 47, U. S. Nat. Mus. III, 2457, 1898; IV, pl. CCCXLVIII, fig. 850, 1900.

The depth of the body is one seventh of the length, which is six times the length of the head. Maxillary reaching beyond

orbit; pectoral long, about two thirds length of head; ventrals one fifth head; highest ray of dorsal about equal to snout; the posterior spines about one third length of eye; first ray of dorsal above preopercle. D. 95, XVIII, 17; A. 105.

Reddish brown, mottled with olive, the scales paler than the skin about them; dorsal fin marked with darker; a dark streak from eye across cheek and opercles; lower jaw included.

This fish grows to the length of about 3 feet. De Kay noticed it most abundantly in the New York market in February and March. He states that it is caught on the coast in company with the common cod. It feeds on various marine shells and affords a very savory food. At the time of his writing it was called by the fishermen ling and conger eel. De Kay employed for it the English name eelpout. Fishermen who go out for cod off Sandy Hook at the present time catch this fish in large numbers and know it under the name of muttonfish. The range of the fish is from Labrador to Delaware. It is rather common north of Cape Cod. Dr Smith says it is abundant in the fall off Gayhead and Cuttyhunk; it is caught while line fishing for cod on rock bottom and occasionally late in fall in Vineyard sound, off Great harbor, on lines baited for tautog. In Massachusetts bay it is a common resident of deep water, frequently approaching the shore.

Family OPHIDIIDAE

Genus *RISSOLA* Jordan & Evermann

This genus contains species agreeing with *Ophidion* in general characters, but with the air bladder short, broad, spherical or kidney-shaped, with a posterior foramen. Species chiefly of the Mediterranean.

333 *Rissola marginata* (De Kay)

Slippery Dick

Ophidium marginatum DE KAY, N. Y. Fauna, Fishes, 315, pl. 52, fig. 169, 1842, New York Harbor; BAIRD, Ninth Ann. Rep. Smith. Inst. 351, 1855; JORDAN & GILBERT, Bull. 16, U. S. Nat. Mus. 792, 1883; BEAN, Bull. U. S. F. C. VII, 135, 1888.

Rissola marginata JORDAN & EVERMANN, Check-List Fish. N. & M. A. 483, 1896; Bull. 47, U. S. Nat. Mus. III, 2489, 1898; IV, pl. CCCLIII, fig. 868, 1900; BEAN, Bull. Am. Mus. Nat. Hist. IX, 370, 1897.

Ophidium barbatum MITCHILL, Trans. Lit. & Phil. Soc. N. Y. I, 362, pl. I, fig. 2, 1815.

De Kay writes of the species as follows:

This very rare and curious species was taken in a seine in the harbor of New York in company with a school of the striped bass. It is doubtless the *O. barbatum* of my venerable friend, Dr Mitchill, which is too succinctly noted in the work cited above. . . It has so much the habit of some of the Gadidae, and more especially of the genus *Brotula*, that our fishermen call it the *little cusk*.

The fish inhabits the coast of the United States from New York south to Pensacola and Texas. It is not very common. It grows to the length of about 10 inches. A specimen was taken in Great Egg Harbor bay during the winter of 1853-54, but collectors who have visited the region since have not found it again. In Gravesend bay, where the species is rare, an example was obtained Oct. 24, 1894. The fish is known there as Slippery Dick.

Suborder CRANIOMI

Family TRIGLIDAE

Gurnards

Genus **PRIONOTUS** Lacépède

Body subfusiform; profile of head descending to the broad, depressed snout, which is much longer than the small eye; eyes close together, high up; surface of head entirely bony, the bones rough with ridges and granulations; scales on head few or none; preopercle with one or two sharp spines at its angle; opercle with a sharp spine; nape with two strong spines, a spine on shoulder girdle; mouth rather broad; bands of small, almost granular, teeth on jaws, vomer, and palatines; gill membranes nearly separate, free from isthmus; gill rakers rather long; body covered with small, rough scales, which are not keeled; lateral line continuous; scales on breast very small; dorsal fins distinct, the first of 8 to 10 rather stout spines, the third usually highest, but mostly shorter than head; anal fin similar to soft dorsal; pectoral fin with the three lower anterior rays thickened, entirely free from each other and from the fin; ventrals I, 5,

wide apart, with a flat space between them, the inner rays longest; pyloric caeca in moderate number; air bladder generally with lateral muscles and divided into two lateral parts; vertebrae 10 or 11 + 15. Species numerous, all but one being American. Representing in America the old world genus *Trigla*. Some of them in deep water. They are well defined and easily recognized, but vary considerably with age, and are not easily thrown into subordinate groups. . . Young examples in most cases differ from the adults in the following respects, in addition to those characters which usually distinguish young fishes. The spines on the head are sharper, more conspicuous, and more compressed in the young, and some spines, specially those on the side of the head, disappear entirely with age. The interorbital space is more concave in the young. The pectoral fins are also much shorter. The gill rakers are longer in the young, and proportionately more slender, and some of the color markings—specially the darker cross shades—are more conspicuous, while the spots on body and fins are less so.

334 *Prionotus carolinus* (Linnaeus)

Sea Robin; Gurnard

Trigla carolina LINNAEUS, Mantissa, 528.

Trigla palmipes MITCHILL, Trans. Lit. & Phil. Soc. N. Y. I, 431, pl. IV, fig. 5, 1815, New York Harbor.

Prionotus palmipes STORER, Hist. Fish. Mass. 18, pl. V, fig. 1, 1867; JORDAN & GILBERT, Bull. 16, U. S. Nat. Mus. 734, 1883; GOODE, Fish & Fish. Ind. U. S. I, 255, pl. 71, 1884.

Prionotus carolinus CUVIER & VALENCIENNES, Hist. Nat. Poiss. VI, 90, 1829; DE KAY, N. Y. Fauna, Fishes, 46, pl. 5, fig. 15, 1842; GÜNTHER, Cat. Fish. Brit. Mus. II, 192, 1860; BEAN, Bull. Am. Mus. Nat. Hist. IX, 371, 1897; H. M. SMITH, Bull. U. S. F. C. 1897, 106, 1898; JORDAN & EVERMANN, Bull. 47, U. S. Nat. Mus. II, 2156, 1898; IV, pl. CCCXVIII, fig. 768, 1900.

The depth of the body is one fifth of the length, which is three times the length of the head. Head comparatively smooth; preopercular spine strong; band of palatine teeth short and broad, shorter than eye; pectorals short, not reaching middle of second dorsal, two and one third in length; pectoral appendages strong, more or less dilated at their tips; ventrals long, reaching anal;

gill rakers rather short, about 10 below angle; maxillary three and one third in head. D. X-13; A. 12; Lat. 1. 58.

Brownish above, clouded with darker; throat and branchiostegals dark; a distinct dark blotch above on membrane between fourth and fifth dorsal spines, this ocellated below; two longitudinal light streaks below dorsal blotch; second dorsal with oblique whitish streaks.

The sea robin, known also as the red-winged sea robin, common gurnard, flying fish, butterfly fish, wingfish, grunter, and cuckoo fish, is very common on our east coast, its range extending from the coast of Maine to South Carolina, chiefly northward. The name flying fish is applied to the species in Great Egg bay, N. J. This sea robin appears in Gravesend bay in May, and is caught in the shad fyke nets. It is the earliest of the sea robins to arrive. At Woods Hole Mass., according to Dr Smith, it appears in May or June and remains till October or later, and it is more abundant than the striped sea robin.

This fish grows to the length of about 1 foot. It is not a marketable fish, and causes fishermen a great deal of annoyance by its wonderful voracity, and yet its flesh is firm and white, and the species deserves a place among the food fishes. It feeds on crabs, shrimp and similar crustaceans, and occurs on clean bottoms. This sea robin begins to spawn at Woods Hole early in June. Its eggs are bright orange. The young are very common in Waquoit bay in summer, but are rather rare elsewhere. The young were found in Great South bay, at Point of Woods, and both sides of Fire Island inlet in August and September. Adults are also found in large numbers at Fire Island and at other parts of Great South bay. This fish is taken in enormous numbers, in pound nets in spring and summer. Curiously enough, De Kay refers to this as a very rare species. He says that in the course of eight years he has not met with more than six or eight individuals. One specimen which he examined, had its stomach filled with the remains of crabs.

335 *Prionotus strigatus* Cuv. & Val.*Red-winged Sea Robin*

Trigla lineata MITCHILL, Trans. Lit. & Phil. Soc. N. Y. I, 430, pl. IV, fig. 4, 1815; not *Trigla lineata* BLOCH.

Trigla strigata CUVIER, Règne Anim. ed. II, 2, 161, 1829, New York.

Prionotus lineatus DE KAY, N. Y. Fauna, Fishes, 45, pl. 4, fig. 12, 1842; GÜNTHER, Cat. Fish. Brit. Mus. II, 192, 1860.

Prionotus evolans var. *lineatus*, JORDAN & GILBERT, Bull. 16, U. S. Nat. Mus. 736, 1883.

Prionotus evolans GOODE, Fish & Fish. Ind. U. S. I, 255, pl. 71, 1884; not *Trigla evolans* LINNAEUS.

Prionotus strigatus CUVIER & VALENCIENNES, Hist. Nat. Poiss. IV, 86, 1829; JORDAN & GILBERT, Bull. 16, U. S. Nat. Mus. 974, 1883; BEAN, 19th Rep. Comm. Fish. N. Y. 250, 1890; Bull. Am. Mus. Nat. Hist. IX, 371, 1897; H. M. SMITH, Bull. U. S. F. C. 1897, 106, 1898; JORDAN & EVERMANN, Bull. 47, U. S. Nat. Mus. II, 2167, 1898.

The length of the head is contained two and two thirds times in the length of the body, which is four and one half times the depth of the body. The length of the eye is contained two and one half times in the length of the snout. Gill rakers rather long and slender, 15 below angle; band of palatine teeth wide, shorter than eye; spines on head moderate in size, compressed, the one at upper posterior angle of orbit little developed; membranous edge of opercle scaly; ventral reaching to front of anal; pectoral reaching past middle of soft dorsal and anal, from one and seven eighths to two and one fourth in length. D. X-12; A. 11; Lat. l. about 60.

Olive brown above, mottled and spotted with blackish; whitish below; a narrow streak along the lateral line, with a broader one below it, which terminates behind in a series of spots and blotches; lower jaw and branchiostegal membranes sometimes bright orange yellow; pectorals blackish edged with olivaceous and orange, with numerous transverse dark lines; membrane of spinous dorsal with a black blotch between third and sixth spines; soft dorsal plain or with two black blotches at base; ventrals and anal orange; pectoral appendages slender, dusky. Cape Cod to Cape Hatteras; common northward. Perhaps a distinct species but seeming to vary into *P. evolans*.

The red-winged sea robin is distinguished from the striped sea robin by the following characters: pectoral with its rays each crossed by fine black bars, these specially distinct toward the base of the fin; free rays spotted; scales comparatively small, 10+1+23 in a vertical line from last dorsal spine to vent; interorbital area broad and almost flat, its width a little more than length of eye; first dorsal spine granulated; second spine four eleventh length of head; pectorals about one half as long as body.

In the striped sea robin the pectoral rays are all plain blackish; free rays plain dusky; scales 8+1+21 in a vertical line from last dorsal spine to vent; interorbital space more deeply concave, its width in adult not quite length of eye; first dorsal spine nearly smooth; second spine one third length of head; pectorals a little more than one half as long as body.

This fish is found on our Atlantic coast from Cape Cod to Virginia. It is very common in shallow water and is extremely close to *Prionotus evolans*, of which it may be a geographic variety. Drs Jordan and Evermann have not however seen examples intermediate between the striped sea robin and the red-winged species. This fish is the *Prionotus lineatus* of De Kay.¹ De Kay distinguishes this fish, which he calls the banded gurnard, by the broad, reddish brown line along the sides below the lateral line, as well as by other characters. He says it is not uncommon and is known under the various popular names, grunter, gurnard, sea robin and flying fish. He states that the banded gurnard is seldom eaten as food. This is also the gurnard or sea robin, *Trigla lineata*, of Mitchill in the Trans. Lit. & Phil. Soc. N. Y. I, 430, pl. 4, fig. 4. 1815.

The red-winged sea robin comes into Gravesend bay in May, but later than the common species. It was found more abundantly in Great South bay than the unstriped species. Individuals were taken in Blue Point cove, and at Fire Island, late in September. This fish grows larger than the other species

¹New York Fauna, Fishes. 1842. p. 45, pl. 4, fig. 12.

and is much handsomer; the young are specially interesting on account of the great development of their pectoral fins.

336 *Prionotus tribulus* (Cuvier).

Big-headed Sea Robin

Trigla tribulus CUVIER, Règne Anim. ed. 2, II, 161, 1829, America.

Prionotus tribulus CUVIER & VALENCIENNES, Hist. Nat. Poiss. IV, 98, pl. 74, 1829, New York; DE KAY, N. Y. Fauna, Fishes 48, pl. 70, fig. 226, 1842; GÜNTHER, Cat. Fish. Brit. Mus. II, 195, 1860; JORDAN & GILBERT, Bull. 16, U. S. Nat. Mus. 735, 1883; JORDAN & EVERMANN, Bull. 47, U. S. Nat. Mus. II, 2171, 1898.

Pectorals rather short, not reaching end of dorsal, twice in length to base of caudal; pectoral appendages thick, tapering. Body robust. The depth is one fourth of the length of the body, which is two and one half times the length of the head. Head shorter and broader, snout shorter, and bones more strongly striate than in *P. evolans*; interorbital space deeply concave; occipital and superorbital spines very strong and much compressed; band of palatine teeth as long as eye; gill rakers shortish, nine below angle; membranous edge of opercle scaly. D. X-12; A. 11; Lat. I. about 50.

Dark brown above, with darker blotches and numerous small, pale spots; belly pale; a black blotch at base of mandible; membrane of spinous dorsal, between the third and sixth spines, with a black blotch above; second dorsal with brownish spots, forming oblique bars, and with two dark blotches at base, the posterior blotch continued obliquely downward and forward to below the lateral line; pectoral olive brown, with dark cross-bars, which are more distinct toward the tip of the fin, its upper edge white, pectoral appendages with dark spots; basal half of caudal paler.

This gurnard is very common on the south Atlantic coast and occasionally ranges northward to Long Island. It is well separated from the other sea robins of the Atlantic by the greater development of the spines of the head. "The young have these spines much larger and more compressed than the adult, and in the very young three or four strong knifelike

spines are developed on each side of the snout. In very young individuals the spine at the base of the preopercular spine is much larger than the latter." De Kay obtains his description of this fish from Cuvier and Valenciennes, but he saw very small individuals which he at first confounded with the young of the red-winged sea robin. Cuvier states that he received numerous specimens of the species from New York. De Kay mentions among the characteristics of the fish the long pectoral which reaches the end of the anal fin and acute spines of the head which are flattened like sword blades. As for colors he gives the following: "The first dorsal fin has a black spot between the fourth and sixth ray. The second with two black spots along its base; one from the fifth to the seventh, the other between the fourth and sixth rays; pectorals blackish, more specially on the interior where the upper border is whitish. Body brownish above, lightish beneath." Specimens 8 inches long are recorded.

Genus **TRIGLA** (Artedi) Linnaeus

This genus differs from *Chelidonichthys*, with which it agrees in the absence of palatine teeth, in having the sides of the body armed with transverse bony plates, crossing the lateral line. Species numerous; very abundant in the Mediterranean.

Genus **CHELIDONICHTHYS** Kaup

This genus differs from *Prionotus* chiefly in the absence of palatine teeth. The scales are much smaller, and the pectoral fins less developed; a series of bony, spinous plates extends along the base of the dorsal fin, a pair of them to each ray, the fin thus running in a shallow groove; there are no plates along the lateral line; caudal fin usually emarginate; lateral line usually forked at base of caudal, the branches running to tip of fin. The numerous species abound on the coasts of Europe, Africa and India, ranging north to Japan.

337 *Trigla cuculus* Linnaeus

Red Gurnard

Trigla cuculus LINNAEUS, Syst. Nat. ed. X, I, 301, 1758; CUVIER & VALENCIENNES, Hist. Nat. Poiss. IV, 26, 1829; DE KAY, N. Y. Fauna, Fishes, 43, pl. 70, fig. 225, 1842; JORDAN & EVERMANN, Bull. 47, U. S. Nat. Mus. II, 2177, 1898.

The depth of the body is one fifth of the length, which is three and one half times the length of the head. Rose-red; profile of snout rather steep, slightly concave; preorbital with short denticulations; maxillary nearly reaching front of orbit; lateral line with a series of unarmed plates, which are deeper than long; first dorsal spine tuberculated; second longest, two thirds length of head; pectoral reaching past front of anal. D. IX-18; A. 17; Lat. 1. 75.

The red gurnard is a native of southern Europe. It is said by Cuvier to have been once brought from New York by Milbert, but this is a very doubtful record, as no collector has recently found any species of *Trigla* in American waters. De Kay did not see this fish on the coast of New York, and he copied his description from Cuvier and Valenciennes. De Kay states that Cuvier and Valenciennes mention having received "a specimen from New York, which so much resembles the *T. cuculus*, not only in all its generalities but even in its most minute details, that it is very difficult for us not to consider it the same species; but, as our specimen was not recent, it may possibly present some distinct characters."

Family CEPHALACANTHIDAE

Flying Gurnards

Genus CEPHALACANTHUS Lacépède

Body elongate, subquadrangular, tapering behind; head very blunt, quadrangular, its surface almost entirely bony; nasals, preorbitals, suborbitals, and bones of top of head united into a shield; nuchal part of shield on each side produced backward in a bony ridge, ending in a strong spine, which reaches past front of dorsal; interocular space deeply concave; preorbitals forming a projecting roof above the jaws; preopercle produced in a very long rough spine; cheeks and opercles with small scales; opercle smaller than eye; gill openings narrow, vertical, separated by a very broad, scaly isthmus; pseudobranchiae large; gill rakers minute; mouth small, lower jaw included; jaws with granular teeth; no teeth on vomer or palatines; scales

bony, strongly keeled; two serrated, knifelike appendages at base of tail; first dorsal of four or five rather high flexible spines, the first one or two spines nearly free from the others; an immovable spine between the dorsals; anal and second dorsal short, of slender rays; caudal small, lunate; pectoral fins divided to the base into two parts, the anterior portion about as long as the head, of about six rays, closely connected; the posterior and larger portion more than twice length of head, reaching nearly to caudal in the adult, much shorter in the young; these rays very slender, simple, wide apart at tip; ventral rays I, 4, the long fins pointed, their bases close together, the inner rays shortest; air bladder with two lateral parts, each with a large muscle; pyloric caeca numerous; vertebrae 9+13=22. Warm seas; the adult able to move in the air like the true flying fish, but for shorter distances. Two species known, one of them (*C. spinarella*) East Indian.

338 *Cephalacanthus volitans* (Linnaeus)

Flying Gurnard; Flying Robin

Trigla volitans LINNAEUS, Syst. Nat. ed. X, I, 302, 1758.

Polynemus serradiatus MITCHILL, Trans. Lit. & Phil. Soc. N. Y. I, pl. IV, fig. 10, 1815; Am. Month. Mag. II, 323, March, 1818.

Dactylopterus volitans CUVIER & VALENCIENNES, Hist. Nat. Poiss. IV, 117, 1829; DE KAY, N. Y. Fauna, Fishes, 49, pl. 17, fig. 46; GÜNTHER, Cat. Fish. Brit. Mus. II, 221, 1860.

Cephalacanthus volitans BEAN, Bull. U. S. F. C. VII, 136, 1888; Bull. Am. Mus. Nat. Hist. IX, 371, 1897; H. M. SMITH, Bull. U. S. F. C. 1897, 106, 1898; JORDAN & EVERMANN, Bull. 47, U. S. Nat. Mus. II, 2183, 1898; IV, pl. CCCXXIII, fig. 778, 1900.

Body elongate, subquadrangular, tapering to caudal, its depth about one sixth of total length; profile blunt, the head being quadrangular in shape; mouth rather small, the lower jaw included; granular teeth in jaws; no teeth on vomer and palatines; eye large, its diameter being contained about three and one half times in length of head; bones of top of head, preorbitals, and suborbitals, forming a shield, the nuchal part on each side being produced backward in a bony ridge and ending in a strong spine which reaches to the fourth or fifth dorsal spine; another spine extends backward from the preopercle past ventrals; pectorals in adults reaching almost to caudal,

shorter in the young; the first dorsal originates over the ventrals, its longest spine is equal in length to the distance from tip of snout to posterior margin of orbit; the second dorsal rays are slightly longer; anal base shorter than either dorsal base, equal to base of first six rays of second dorsal; caudal emarginate; ventrals as long as head. D. II-V, 8; A. 6.

Color of varying shades of greenish, olive, and reddish brown on upper parts of body, paler underneath; irregular markings of dusky and vermilion, varying to salmon yellow; pectorals with bright blue streaks near base, and blue spots and bars toward the tip, their under sides glaucous blue edged with darker; three brownish red bars on caudal fin.

The flying gurnard is found in the Atlantic ocean on both coasts. It is very abundant on our south Atlantic coast and in the Gulf of Mexico. It ranges as far north as Cape Cod. Several specimens were obtained in Great Egg Harbor bay in August and September 1887. Their lengths were respectively $2\frac{1}{2}$, $6\frac{1}{2}$ and $7\frac{7}{10}$ inches. In Gravesend bay, L. I., this is an uncommon species. An individual was taken there Oct. 30, 1897. Dr Smith says that a few are taken every year late in the fall in the vicinity of Woods Hole Mass. They sometimes come ashore in Buzzards bay and Vineyard sound, benumbed by cold. They are not so abundant now as they were prior to 1887. Mitchill described and figured the fish in 1815 under the name *Polynemus sexradiatus*.

De Kay calls it the sea swallow and has the following notes on it:

Dr Mitchill, in his memoir on the *Fishes of New York* in 1814 (1815), gave a good figure of this species; and in his supplement to this memoir in the *American Monthly Magazine* in 1818 furnished a detailed description which sufficiently establishes its identity with *D. volitans*. . . The subject of our examination was caught in a net in the harbor in the month of August. If our species be identical with that of Europe, it has a wide geographical distribution. On the American coast it ranges from Brazil to Newfoundland. By means of its immense pectorals, it is enabled to spring from the ocean and support itself for some time in the air. This is often done to protect itself from its enemies. It feeds on various small crustacea.

Suborder DISCOCEPHALI

Family ECHENEIDIDAE

Remoras

Genus ECHENEIS (Artedi) Linnaeus

Body comparatively elongate, the vertebrae 14+16=30; disk long, of 20 to 28 laminae; pectoral pointed, its rays soft and flexible; soft dorsal and anal long, of 30 to 41 rays each; caudal lunate in the adult, convex in the young. Species of wide distribution, attaching themselves mainly to sea turtles and large fishes.

339 *Echeneis naucrates* Linnaeus*Sharksucker; Sucking Fish*

Echeneis naucrates (misprint for *naucrates*) LINNAEUS, Syst. Nat. ed. X, I, 261, 1758.

Echeneis naucrates MITCHILL, Trans. Lit. & Phil. Soc. N. Y. I, 377, 1815; DE KAY, N. Y. Fauna, Fish, 308, 1842; GÜNTHER, Cat. Fish. Brit. Mus. II, 384, 1860; JORDAN & GILBERT, Bull. 16, U. S. Nat. Mus. 416, 1883; BEAN, Bull. Am. Mus. Nat. Hist. IX, 371, 1897; H. M. SMITH, Bull. U. S. F. C. 1897, 106, 1898; JORDAN & EVERMANN, Bull. 47, U. S. Nat. Mus. III, 2269, 1898; IV, pl. CCCXXIX, fig. 796, 1900.

Echeneis albicauda MITCHILL, Am. Month. Mag. II, 244, February, 1818.

Echeneis albicauda DE KAY, N. Y. Fauna, Fish, 307, pl. 54, fig. 177, 1842; Long Island; Hudson River.

Body elongate, subterete, slender. The length of the body is five and one half times the length of the head. The disk is contained three and two thirds times in the length of the body, which is about seven and one half times the width between the pectorals; disk long. Dorsal and anal fins longer than the disk; inner rays of ventral fin narrowly adnate to the abdomen; caudal becoming emarginate with age. Vertebrae 14+16. Vertical fins low; pectorals three fourths length of head, rather long and acute; lower jaw projecting, with the tip flexible; maxillary barely reaching vertical from nostril. D. XXI to XXV-32 to 41; A. 34 (32-38).

Brownish; the belly dark like the back, as usual in this family; sides with a broad stripe of darker edged with whitish, extending through eye to snout; caudal black, its outer angle whitish; pectorals and ventrals black, sometimes bordered with pale; dorsal and anal broadly edged with white anteriorly.

The sharksucker or sucking fish is also known as the remora. It inhabits all warm seas, ranging north to Cape Cod and San Francisco. De Kay describes this species under the name of the white-tailed remora, and the Indian remora. He figures the species on pl. 54, fig. 177, of his *New York Fauna*. He says it is not uncommon on the coast of Long Island, and has been several times brought to him by those who took it in ordinary seines. He states that it is called sharksucker. He saw a specimen which had ascended a considerable distance up the Hudson river. He states further that it appears most commonly in July and August. In Mitchell's account of the fishes of New York, an individual measuring 31 inches in length, and weighing 4 pounds 10 ounces is mentioned. In Gravesend bay the species is found in summer only attached to sharks, usually the sand shark, *Carcharias littoralis*. An individual obtained there July 28, 1897, lived and fed till November 13, when it ceased feeding, and Nov. 23 it died because of the low temperature of the water. In captivity the fish usually remains stationary on the bottom, with the head and anterior part of the body slightly raised, but will often rise to the surface to take pieces of clam or fish from the hand.

At Woods Hole Mass., according to Dr Smith, the fish is not uncommon. An example 21 inches long was caught at West Falmouth July 16, 1897, on a hook baited with fresh clam. In August 1901 an individual of medium size was caught with a hook on the Cinders, Fire Island, by an angler. This was the only specimen seen during the summer.

340 *Echeneis naucrateoides* Zuiew.

Pilot Sucker

Echeneis naucrateoides ZUIEW, Nova Acta Ac. Sci. Imp. Petropol. IV, 279, 1789; GOODE & BEAN, Bull. Essex Inst. XI, 20, 1879; H. M. SMITH, Bull. U. S. F. C. 1897, 106, 1898; JORDAN & EVERMANN, Bull. 47, U. S. Nat. Mus. III, 2270, 1898.

Echeneis holbrookii GÜNTHER, Cat. Fish. Brit. Mus. II, 382, 1860.

The form of the body is similar to that of the sharksucker; its depth forms $\frac{1}{11}$ of the total length. The length of the head is one fifth of the total. The cephalic disk is very long, nearly

one fourth of the total, and equal to twice the width of the body between the pectorals. The number of laminae is 20 or 21, and they are far apart. The radial formula, D. XX or XXI-32 to 35; A. 33 to 35.

The color is the same as in the sharksucker. This species ranges from Cape Cod to the West Indies. It is common on our south Atlantic coast. An individual was recorded by Prof. Baird at Woods Hole Mass. in 1871, and a number of specimens were taken during the next 10 years. According to Dr Smith, however, it has not recently been collected there.

Genus **REMORA** Gill

Body rather robust, the vertebrae $12+15=27$; disk shortish, of 13 to 18 laminae; pectoral rounded, its rays soft and flexible; soft dorsal and anal moderate, of 20 to 30 rays; caudal subtruncate. Species attaching themselves to large fishes, specially to sharks.

341 *Remora remora* (Linnaeus)

Remora

Echeneis remora LINNAEUS, Syst. Nat. ed. X, I, 260, 1758; MITCHILL, Trans. Lit. & Phil. Soc. N. Y. I, 378, 1815; DE KAY, N. Y. Fauna, Fishes, 309, 1842; GÜNTHER, Cat. Fish. Brit. Mus. II, 378, 1860; JORDAN & GILBERT, Bull. 16, U. S. Nat. Mus. 417, 1883.

Remora jacobaea GOODE & BEAN, Bull. Essex Inst. XI, 21, 1879.

Remora remora JORDAN & EVERMANN, Check-List Fish. N. A. 490, 1896; H. M. SMITH, Bull. U. S. F. C. 1897, 106, 1898; JORDAN & EVERMANN, Bull. 47, U. S. Nat. Mus. III, 2271, 1898.

Body and tail comparatively robust, the latter compressed. The length of the body is four times the length of the head, two and three fourths times the length of the disk and five and one fourth times the width between pectorals. Pectoral fin rounded, short, and broad, the rays soft and flexible; ventral fins adnate to the abdomen for more than half the length of their inner edge. Tip of lower jaw not produced into a flap. Vertebrae $12+15$. Head broad and depressed; disk longer than the dorsal or anal fin; maxillary scarcely reaching front of orbit; caudal lunate; vertical fins rather high; pectoral three fifths length of head. D. XVIII-23; A. 25.

Uniform dark brown. Warm seas, north to New York and San Francisco; usually found attached to large sharks.

In 1815, Mitchill described this species under the name of small oceanic sucker. De Kay did not see the fish but obtained his information from the writings of Mitchill and Schoeff. He states that Schoeff saw this remora taken from the bottoms of vessels in the harbor of New York. At Woods Hole Mass., according to Dr Smith, the remora is rare. It was reported by Prof. Baird in 1871, and the specimen in the collection at that place was taken in July. It is usually found attached to large sharks. In 1879 Messrs Goode and Bean found in the museum of the Essex Institute, at Salem Mass. a specimen which was reported to have come from Salem harbor. If it really was obtained in that locality, it must have been attached to the bottom of some vessel from a southern port.

342 *Remora brachyptera* (Lowe)

Swordfish Sucker

Echeneis brachyptera LOWE, Proc. Zool. Soc. Lond. 89, 1839, Madeira; GÜNTHER, Cat. Fish. Brit. Mus. II, 378, 1860; JORDAN & GILBERT, Bull. 16, U. S. Nat. Mus. 417, 1883.

Echeneis quatuordecimlaminatus STORER, Rep. Fish. Mass. 155, 1839; DE KAY, N. Y. Fauna, Fish. 309, 1842 (extralimital); STORER, Hist. Fish. Mass. 212, pl. XXXII, fig. 4, 1867.

Remoropsis brachypterus GILL, Proc. Ac. Nat. Sci. Phila. 60, 1864.

Remoropsis brachyptera GOODE & BEAN, Bull. Essex Inst. XI, 21, 1879.

Remora brachyptera JORDAN & EVERMANN, Check-List Fish. N. A. 490, 1896, H. M. SMITH, Bull. U. S. F. C. 1897, 106, 1898; JORDAN & EVERMANN, Bull. 47, U. S. Nat. Mus. III, 2272, 1898; IV, pl. CCCXXX, fig. 797 797a, 1900.

The length of the head is contained nearly four times in the length of the body, which is six and one half times the width between the pectorals. Body robust, the greatest depth nearly twice the length of the short pectoral fins; disk shorter than base of dorsal, rather broad; upper jaw angular; caudal nearly truncate. D. XVI-30; A. 26.

Light brown, darker below; fins paler.

The swordfish sucker is an inhabitant of warm seas, ranging northward to Cape Cod, and to Japan. It is a small species and has usually been found attached to the swordfish. Dr Storer, in his *Report on the Fishes of Massachusetts*, 1839, recorded a specimen from Holmes Hole, Marthas Vineyard. At Woods Hole

Mass. this sucker is rare. There is in the U. S. National Museum an individual from that locality. Storer again describes the species in his *History of the Fishes of Massachusetts*, 1867, and gives a figure of it. De Kay refers to this description on page 309 of his *New York Fauna*. He regards this fish as one of the extralimital species. Goode and Bean in 1879 recorded it as a parasite of the swordfish, which not infrequently accompanies that species into Massachusetts bay. They had also seen specimens from Newfoundland.

Genus RHOMBOCHIRUS Gill

This genus agrees with *Remora* in every respect excepting the structure of the pectoral fins. These are short and broad, rhombic in outline, the rays all flat, broad and stiff, being partially ossified, though showing the usual articulations; upper rays of pectoral broader than the others. One species known.

343 *Rhombochirus osteochir* (Cuvier)

Spearfish Sucker

Echeneis osteochir CUVIER, Règne Anim. ed. 2, II, 348, 1829; GÜNTHER, Cat. Fish. Brit. Mus. II, 381, 1860; JORDAN & GILBERT, Bull. 16, U. S. Nat. Mus. 418, 1883.

Rhombochirus osteochir JORDAN & EVERMANN, Check-List Fish. N. A. 490, 1896; H. M. SMITH, Bull. U. S. F. C. 1897, 106, 1898; JORDAN & EVERMANN, Bull. 47, U. S. Nat. Mus. III, 2273, 1898; IV, pl. CCCXXX, fig. 798, 1900.

The length of the body is four and two thirds times the length of the head, two and one fourth times the length of the disk and five times the width between the pectorals; mouth very small, maxillary not reaching to the line of orbit; disk very large, broader and rougher than in *Echeneis remora*, extending forward beyond tip of snout; caudal fin emarginate, with rounded angles. D. XVIII-21 to 23; A. 20; P. 20.

Light brown; under side of head, ventral line, part of ventrals and a spot on pectorals pale.

This small species inhabits the West Indies and ranges northward occasionally to Cape Cod. It is parasitic on the species of spearfish, and is rather rare. It was recorded at Woods Hole Mass. by Prof. Baird in 1871. According to Dr Smith, a specimen was taken Aug. 6, 1886, in a fish trap at Quissett harbor, near Woods Hole.

Suborder ANACANTHINI

Jugular Fishes

Family MERLUCIDAE

Whitings

Genus MERLUCIUS Rafinesque

Body elongate, covered with small, deciduous scales; head slender, conic, the snout long, depressed; a well-defined, oblong, triangular excavation at the forehead, bounded by the ridges on the separated frontal bones, these ridges converging backward into the low occipital crest; eye rather large; edge of preopercle free; preopercle with a channel behind its crest, crossed by short radiating ridges; mouth large, oblique; maxillary extending to opposite the eye; lower jaw longer; no barbels; jaws with slender teeth, of various sizes, in about two series, those of the inner row longer and movable; vomer with similar teeth; palatines toothless; branchiostegals seven; gill rakers long; gill membranes not united; dorsal fins two, well separated, the first short, the second long, with a deep emargination; anal emarginate, similar to second dorsal; ventral fins well developed, with about seven rays; vertebrae peculiarly modified, the neural spines well developed and wedged into one another; frontal bone double and the skull otherwise peculiar in several respects. Species several, very similar in appearance, ill-favored fishes of soft flesh and fragile fins, inhabiting water of some depth. Large, voracious, little valued as food.

344 *Merlucius bilinearis* (Mitchill)*Whiting; Silver Hake*

Stomodon Bilinearis MITCHILL, Rep. Fish. N. Y. 7, 1814.

Gadus merlucius MITCHILL, Trans. Lit. & Phil. Soc. N. Y. I, 371, 1815.

Gadus albidus MITCHILL, Jour. Ac. Nat. Sci. Phila. I, 409, 1817.

Merlucius albidus DE KAY, N. Y. Fauna, Fishes 280, pl. 46, fig. 148, 1842;
STORER, Hist. Fish. Mass. 185, pl. XXVIII, fig. 2, 1867.

Merlucius bilinearis GOODE & BEAN, Bull. Essex Inst. XI, 9, 1879; JORDAN & GILBERT, Bull. 16, U. S. Nat. Mus. 809, 1883; BEAN, 19th Rep. Comm. Fish. N. Y. 249, pl. IV, fig. 5, 1890; GOODE & BEAN, Oceanic Ichth. 386, fig. 330, 1896; H. M. SMITH, Bull. U. S. F. C. 1897, 107, 1898; JORDAN & EVERMANN, Bull. 47, U. S. Nat. Mus. III, 2530, 1898; BEAN, 52d Ann. Rep. N. Y. State Mus. 109, 1900.

The length of the body is six and one half times the depth of the body and three and three fourths times the length of the head. Top of head with W-shaped ridges very conspicuous; eye shorter than snout and less than interorbital in width; maxillary reaching posterior border of pupil; teeth not very large, smaller than in *M. smiridus*; scales larger than in other species; pectorals and ventrals long, the latter reaching three fourths distance to vent, their length being three fifths that of the head. D. 13-41; A. 40; Lat. 1. 100-110.

Grayish, darker above, dull silvery below; axil and edge of pectoral somewhat blackish; inside of opercle dusky silvery; inside of mouth dusky bluish; peritoneum nearly black.

The whiting is known by the additional names of hake and silver hake. Mitchill describes it as the hake, *Gadus merluccius*. He states that it is caught with the other cod. De Kay called it the American hake. He styles it a rare fish in the waters of New York, and, when caught, always associated with the common cod. The specimen described by De Kay was taken in November off Sandy Hook. In his *New York Fauna*, he mentions Mitchill's description of a specimen which measured 21 inches in length.

The whiting ranges from Labrador to Virginia. Young examples have been found even farther south in very deep water. This fish occurs in Gravesend bay in spring and fall. In Great South bay no individuals were seen by the writer during the summer, but an individual was obtained late in the fall by Capt. Thurber. Oct. 28, 1898, several examples were received from the Atlantic, off Southampton.

According to Dr Smith, the species is abundant every fall at Woods Hole Mass. and some years it is common in summer. The fish swims close to the shore, and is caught in considerable numbers at Buzzard's bay at night with spears. Large individuals weighing 5 or 6 pounds are caught in traps. The young measuring $2\frac{1}{2}$ to 3 inches long, are seined in the fall about Woods Hole. The names in use for the fish in that locality are silver hake, whiting, and frostfish. In Massachusetts bay the whiting is a

frequent visitor to the shores and is probably a resident of the middle depths. The young are frequently trawled in deep water.

Family GADIDAE

Codfishes

Genus **POLLACHIUS** Nilsson

Body rather elongate, covered with minute scales; mouth moderate or large, the lower jaw projecting; barbel very small or obsolete; villiform teeth on vomer, none on palatines; teeth in jaws equal or the outer slightly enlarged; gill membranes more or less united; subopercle and postclavicle not enlarged and not ivorylike; dorsal fins three; anal two; caudal lunate; vent under first dorsal. Large fishes of the northern seas.

345 **Pollachius virens** (Linnaeus)

Pollack

Gadus virens LINNAEUS, Syst. Nat. ed. X, I, 253, 1758.

Gadus purpureus MITCHILL, Trans. Lit. & Phil. Soc. N. Y. I, 370, 1815.

Merlangus purpureus STORER, Rep. Fish. Mass. 130, 1839; DE KAY, N. Y. Fauna, Fishes, 286, pl. 45, fig. 147, 1842; STORER, Hist. Fish. Mass. 180, pl. XXVII, fig. 3, 1867.

Merlangus carbonarius STORER, Rep. Fish. Mass. 129, 1839; DE KAY, N. Y. Fauna, Fishes, 287, pl. 45, fig. 144, 1842.

Merlangus leptocephalus DE KAY, op. cit. 288, pl. 45, fig. 146, Long Island.

Pollachius carbonarius GOODE & BEAN, Bull. Essex Inst. XI, 8, 1879.

Pollachius virens JORDAN & EVERMANN, Check-List Fish. N. A. 493, 1896; BEAN, Bull. Am. Mus. Nat. Hist. IX, 371, 1897; H. M. SMITH, Bull. U. S. F. C. 1897, 107, 1898; JORDAN & EVERMANN, Bull. 47, U. S. Nat. Mus. III, 2534, 1898; IV, pl. CCCLIX, fig. 886, 1900.

The length of the body is four and one fourth times the depth of the body and four times the length of the head. Body rather elongate, compressed; snout sharp and conic; mouth rather small, oblique; maxillary reaching beyond front of orbit; lower jaw slightly the longer; teeth in upper jaw nearly equal, the outer series not specially enlarged; barbel rudimentary or obsolete; gill membranes considerably united, free from isthmus; vent under first dorsal; caudal fin lunate; pectorals short, scarcely reaching anal; ventrals short. D. 13-22-20; A. 25-20; Lat. 1. about 150; vertebrae 54.

Greenish brown above; sides and below somewhat silvery; lateral line pale; fins mostly pale; sometimes a black spot on the axil.

The pollack is a native of the north Atlantic. It is common northward on both coasts, and extends south to France and New Jersey. Mitchill described the fish under the name of the New York pollack. De Kay mentions it under several names: the New York pollack, the coalfish, and the green pollack. De Kay says the fish is taken with the common cod, but is by no means common on the coast of New York. He saw a specimen weighing 17 pounds, and measuring 38 inches in length. In another description he states that the coalfish is often taken off the harbor of New York in company with the cod, and is known as pollack and black pollack. The third form under which the fish was known to De Kay was described by him from a specimen captured by hook out of a large school in Long Island sound. The pollack enters Gravesend bay in the fall. In captivity it is a ravenous feeder. It requires cold water and will not endure high temperatures.

De Kay states that the fish flipped in the same manner as the menhaden, and was at first supposed to be of that species. The school seemed to be very timid; for, on a very slight noise in the boat, they all disappeared.

Dr Smith states that adult pollack appear in Vineyard sound, Great harbor, Woods Hole Mass. in May, following the run of cod. They depart when the temperature of the water reaches 60° or 65°. In April there is a run of pollack, measuring from 1 to 1½ inches long. By June, when these fish leave, they have reached a length of 4 inches. In fall there is a small run of pollack 7 or 8 inches long. The average weight of adults in that locality is about 10 pounds, the largest one seined having weighed 14 pounds. In Massachusetts bay this is an extremely abundant species, and constitutes an important food resource.

GENUS *MICROGADUS* Gill

Very small codfishes allied to *Gadus*, but with the vent placed before the second dorsal and with a different structure of the cranium. The following is Prof. Gill's account of the skull of *Microgadus proximus*, the italicised part indicating the difference from *Gadus*.

The cranium is proportionally broader toward the front and less flattened, while the brain case is flattened below, *decidedly swollen* on each side of a depressed *sphenoidal groove*, and has an ovate cardiform shape; the *paraoccipital*, or epiotic is not produced into an angle behind, but is obtusely rounded, and its posterior or *outwardly descending ridge blunt*; the opisthotic is well developed, oblong, and with its reentering angle *high up*, and, on a line with it, the surface is divided into two parts—a *narrow* and flattened one, and a lower, expanded one, much swollen; the alisphenoid or prootic is *oblong*, acutely emarginate in front, swollen from the region of the high anterior sinus, and above a little produced forward; the great *frontal* is a little longer than broad, with supraoccipital crest *continued forward* on the bone, and near the front expanded upward, and with the *expanded portion* behind dividing into narrow *lateral wings*; the lateral testiform ridges of the frontal are continued forward and *curved outward* toward the antero-lateral angles; the anterior frontals are *mostly covered in front* by the great frontal, and are much *developed* in the direction of the antero-lateral angles, the inferior expanded axillary portion being very narrow; the nasal has a rounded ridge in front, continued well below, and its posterior crest is *laminar* and trenchant.

Species American; valued as food.

346 *Microgadus tomcod* (Walbaum)

Tomcod; Frostfish

- Gadus tomcod* WALBAUM, Art. Gen. Pisc. III, 133, 1792.
Gadus tomcodus MITCHILL, Trans. Lit. & Phil. Soc. N. Y. I, 368, 1815;
 STORER, Rep. Fish. Mass. 126, 1839; GÜNTHER, Cat. Fish. Brit. Mus. IV, 331, 1862.
Gadus pruinosis MITCHILL, Rep. Fish. N. Y. 4, 1814.
Morrhua pruinosa DE KAY, N. Y. Fauna, Fish. 278, pl. 44, fig. 142, 1842;
 STORER, Hist. Fish. Mass. 179, pl. XXVII, fig. 5, 1867.
Microgadus tomcodus GOODE & BEAN, Bull. Essex Inst. XI, 8, 1879; BEAN, 19th Rep. Comm. Fish. N. Y. 248, pl. III, fig. 3, 1890.
Microgadus tomcod JORDAN & GILBERT, Bull. 16, U. S. Nat. Mus. 806, 1883;
 BEAN, Bull. Am. Mus. Nat. Hist. IX, 371, 1897; MEARNs, Bull. Am. Mus. Nat. Hist. X, 322, 1898; EUGENE SMITH, Proc. Linn. Soc. N. Y. 1897, 40, 1898; H. M. SMITH, Bull. U. S. F. C. 1897, 107, 1898;
 JORDAN & EVERMANN, Bull. 47, U. S. Nat. Mus. III, 2540, 1898; IV, pl. CCCLX, fig. 890, 1900; BEAN, 52d Ann. Rep. N. Y. State Mus. 109, 1900.

Body subfusiform, moderately robust, its depth slightly less than length of head or about one fifth of the total length; depth of caudal peduncle contained three and one half times in greatest depth of body; snout rounded, the distance from eye to tip of snout twice diameter of eye, the latter being contained five and one half times in length of head; length of maxillary contained two and three fifths times in length of head; mandible much shorter; mandibular barbel well developed; first dorsal ray inserted over middle of length of pectorals, the distance of this ray from tip of snout being about equal to its distance from end of second dorsal base, the length of the latter being equal to the distance from first dorsal ray to first ray of second dorsal; length of third dorsal base equal to that of second anal, these fins being opposite each other; first anal opposite second dorsal, its base slightly longer; length of pectoral equals base of third dorsal; ventral filamentous, longer than pectoral. 1st D. 13-15; 2d D. 15-19; 3d D. 16-18; 1st A. 18-20; 2d A. 16-20.

Color olive brown with reticulations and blotches of darker; sides and back profusely covered with dark punctulations; under parts lighter; dorsal, caudal and anal fins with dark blotches; pectorals and ventrals dusky.

This fish is very generally known in New York waters under the name of frostfish. It ranges from Nova Scotia to Virginia, and is excessively common in shallow bays in cold weather. The name frostfish is derived from the fact that it appears after frosts have set in. The species ascends fresh-water rivers far above the limits of tide, and may be transferred suddenly from salt water to fresh without inconvenience. It spawns in the early part of winter, and is present at this time in such large numbers as to make its capture with dip nets comparatively easy. The frostfish is the commonest member of the cod family in New York waters. Its size is small, but, from the fact that it occurs in such abundance, it is an important market species. It is subject to great variations in color; Dr Mitchill enumerates among its varieties five forms: the brown, yellow, yellowish white, mixed tomcod and the frostfish. De Kay has published

the statement that he has known the frostfish to be taken out of the water along the shores of Long Island in great numbers with a common garden hoe. He was informed that the species occasionally ascends the Hudson as far as Albany. In Great South bay we found large numbers of tomcod, which were covered with a lernaean parasite. The same thing has been observed frequently at Woods Hole Mass. and other northern localities. We found the species in nearly all parts of the bay late in September in moderate numbers, and more plentiful at Fire Island October 1.

July 29, 1898, a few young tomcod were seined in Peconic bay, near Southampton. In Gravesend bay the fish is a fall and winter visitor. It does not live in captivity in summer. Dr Mearns has found this fish in the Hudson river, where it is usually called frostfish by the fishermen, who catch many of them in their fyke and ice nets during fall and winter. It bites readily and is esteemed as an article of food. Dr Mearns has found it during the entire year, and in August has found young tomcod fully an inch or two in length. He states that this fish is very often found in eel grass along shore, half dead, floating on the surface, but able to swim a little. Mr Eugene Smith says that the tomcod runs up stream into nearly pure fresh water in the vicinity of New York city. At Woods Hole Mass. it is abundant in winter, coming about October 1 and remaining till May 1. It spawns in December. In Massachusetts it is a resident species, entering brackish waters; it is common about the wharves and bridges in summer and is taken with nets and hooks in winter, in company with the smelt.

The tomcod reaches the length of about 10 inches. It is an important food fish and its eggs have been hatched artificially by the New York Forest, Fish and Game Commission in large numbers.

Genus **GADUS** (Artedi) Linnaeus

Body moderately elongate, compressed and tapering behind; scales very small; lateral line present, pale; head narrowed anteriorly; mouth moderate, the maxillary reaching past front of

eye; chin with a barbel; teeth in jaws cardiform, subequal; vomer with teeth; none on the palatines; cranium without the expanded crests seen in *Melanogrammus*; no part of the skeleton expanded and ivorylike; dorsal fins three, well separated; anal fins two; ventral fins well developed, of about 7 rays. Species of the northern seas; highly valued as food.

347 *Gadus morrhua* Linnaeus

Cod

Gadus callarias LINNAEUS, Syst. Nat. ed. X, I, 252, 1758, young; MITCHILL, Rep. Fish. N. Y. 5, 1814; Trans. Lit. & Phil. Soc. N. Y. I, 367, 1815; JORDAN & GILBERT, Bull. 16, U. S. Nat. Mus. 804, 1883; H. M. SMITH, Bull. U. S. F. C. 1897, 107, 1898; JORDAN & EVERMANN, Bull. 47, U. S. Nat. Mus. III, 2541, 1898; IV, pl. CCCLXI, fig. 891, 1900; SHERWOOD & EDWARDS, Bull. U. S. F. C. 1901, 30, 1901.

Gadus arenosus and *rupestris* MITCHILL, Trans. Lit. & Phil. Soc. N. Y. I, 368, 1815.

Morrhua americana STORER, Rep. Fish. Mass. 120, 1839; DE KAY, N. Y. Fauna, Fishes, 274, pl. 44, fig. 140, 1842.

Morrhua americanus STORER, Hist. Fish. Mass. 165, pl. XXVII, fig. 4, 1867.

Gadus morhua LINNAEUS, Syst. Nat. ed. X, I, 252, 1758; MITCHILL, Rep. Fish. N. Y. 6, 1814.

Gadus morrhua GÜNTHER, Cat. Fish. Brit. Mus. IV, 328, 1862; GOODE & BEAN, Bull. Essex Inst. XI, 8, 1879; Oceanic Ichth. 354, 1896; BEAN, Bull. Am. Mus. Nat. Hist. IX, 372, 1897.

Body elongate, robust, its greatest depth one fourth of length to end of vertebral column, tapering to caudal, the depth of the peduncle being less than one fourth of greatest depth of body; the length of the head slightly more than depth of body, one fourth of total length; eye one fifth length of head; maxillary longer than snout, reaching vertical through eye, and contained two and one half times in length of head; teeth moderately strong, in bands; the first dorsal originates behind vertical from base of pectorals, its base equal to length of eye and snout; second dorsal base much longer than first, four fifths length of head; third dorsal and second anal fins similar, their bases of equal length; first anal base almost equal to second dorsal base; caudal emarginate; pectorals and ventrals comparatively small. D. 14, 21, 19; A. 20, 18.

Color olive or yellowish brown; numerous dark brown spots on body; fins dark.

The cod is an inhabitant of the north Atlantic and the north Pacific. It is a very important food fish and grows to a large size. Individuals weighing about 100 pounds have occasionally been taken. Mitchill has described this fish under several names: the torsh, or common cod, or rock cod of New York. De Kay calls it the American cod. In November 1897 the cod was abundant in Gravesend bay. It thrives in captivity during the winter and spring, but can not be kept during the warm months without cooling the water. In Vineyard sound, according to Dr Smith, the cod appear about April 1 to about April 15, when the dogfish drive them away. After the middle of October the cod come again but in less numbers than in the spring, remaining till the first wintry weather. The fish spawns during the late fall and winter. The young are first observed at Woods Hole about the first of April, when fish about 1 inch long are seined. Most of the young leave by June 15, having attained a length of from 3 to 4 inches. No cod are seen between small fish of that size and fish weighing from $1\frac{1}{2}$ to 2 pounds, which are caught in traps in the spring. Off the coast of New England cod are very abundant in the deep waters, and they come up to the shoals and near the shores to spawn, from November about Cape Ann till February on Georges banks.

Genus **MELANOGRAMMUS** Gill

This genus is distinguished from *Gadus* by its smaller mouth, the produced first dorsal fin, black lateral line, and specially by the great enlargement of the hypocoracoid, which is dense and ivorylike. The lateral line is always black, and the supraoccipital and other crests on the head are largely developed. Food fishes of large size.

348 *Melanogrammus aeglefinus* (Linnaeus)

Haddock

- Gadus aeglefinus* LINNAEUS, Syst. Nat. ed. X, I, 251, 1758; MITCHILL, Trans. Lit. & Phil. Soc. N. Y. I, 370, 1815.
Morrhua aeglefinus STORER, Rep. Fish. Mass. 124, 1839; DE KAY, N. Y. Fauna, Fishes, 279, pl. 43, fig. 138, 1842; STORER, Hist. Fish. Mass. 177, pl. XXVIII, fig. 1, 1867.

Melanogrammus aeglefinus GILL, Proc. Ac. Nat. Sci. Phila. 280, 1862; GOODE & BEAN, Bull. Essex Inst. XI, 8, 1879; JORDAN & GILBERT, Bull. 16, U. S. Nat. Mus. 803, 1883; GOODE & BEAN, Oceanic Ichth. 354, 1896; BEAN, Bull. Am. Mus. Nat. Hist. IX, 372, 1897; JORDAN & EVERMANN, Bull. 47, U. S. Nat. Mus. III, 2542, 1898; IV, pl. CCCLXI, fig. 892, 892a, 1900.

The length of the body is four and one half times its depth and three and three fourths times the length of the head. Snout long and narrow, overlapping the small mouth; maxillary barely reaching front of orbit; teeth subequal, large, in a cardiform band in upper jaw; in a single series on lower jaw and on vomer; occiput carinated; a ridge extending backward from each orbit; eye very large, two thirds length of snout, four in head. Anterior rays of first dorsal elevated, three fourths length of head, the fin pointed, higher than second and third dorsals; caudal lunate; vent below front of second dorsal. The skull in this species much more depressed than in *Gadus callarias*, broader, and thinner in texture; occipital crest exceedingly high, much higher than in *Gadus*, the winglike projections at its base anteriorly spreading widely, raised above the surface of the skull. D. 15-24-21; A. 23-21.

Dark gray above, whitish below; lateral line black; a large dark blotch above the pectorals; dorsals and caudal dusky.

Mitchill described the haddock under the name *Gadus aeglefinus*. De Kay also describes the fish and gives a figure of it in his *New York Fauna*. He states that it is nearly as common in the New York markets as the cod, and during the summer it is even more abundant than the cod.

The haddock inhabits the north Atlantic on both coasts, ranging south to France and to North Carolina. Off Cape Hatteras it occurs in the deeper water. It is an important food fish, and reaches a moderately large size, attaining to a length of nearly 3 feet.

At Woods Hole Mass. it was reported by Prof. Baird in 1871. Dr Smith, however, says it is not found in Vineyard sound or Buzzards bay, but is common 6 or 7 miles off Gay head, and the ocean side of Marthas Vineyard. In Massachusetts bay it is a common resident species.

Genus *LOTA* (Cuvier) Oken

Body long and low, compressed behind; head small, depressed, rather broad; anterior nostrils each with a small barbel; chin with a long barbel; snout and lower parts of head naked; mouth moderate, the lower jaw included; each jaw with broad bands of equal, villiform teeth; vomer with a broad, crescent-shaped band of similar teeth; no teeth on palatines; gill openings wide, the membrane somewhat connected, free from the isthmus; scales very small, embedded; vertical fins scaly; dorsal fins two, the first short, the second long, similar to the anal; caudal rounded, its outer rays procurrent; ventrals of several rays. One or two species, living in fresh waters of northern regions.

349 *Lota maculosa* (Le Sueur)

Burbot; Lawyer; Ling

Gadus maculosus LE SUEUR, Jour. Ac. Nat. Sci. Phila. I, 83, 1817, Lake Erie.

Gadus lacustris MITCHILL, Am. Month. Mag. II, 244, February, 1818.

Lota brosmiana STORER, Bost. Jour. Nat. Hist. IV, pl. 5, fig. 1, 1839.

Lota inornata DE KAY, N. Y. Fauna, Fishes, 283, pl. 45, fig. 145, 1842, Hudson River.

Gadus compressus LE SUEUR, Jour. Ac. Nat. Sci. Phila. I, 84, 1817.

Lota compressa DE KAY, op. cit. 285, pl. 78, figs. 244, 245, 1842.

Molva maculosa LE SUEUR, Mém. Mus. Paris, V, pl. 16, 1819.

Lota maculosa DE KAY, op. cit. 284, pl. 52, fig. 168, 1842; JORDAN & GILBERT, Bull. 16, U. S. Nat. Mus. 804, 1883; MEEK, Ann. N. Y. Ac. Sci. IV, 315, 1888, Cayuga Lake; BEAN, Fishes Penna. 138, pl. 35, fig. 75, 1893; EVERMANN & KENDALL, Rept. U. S. F. C. 1894, 603, 1896; BEAN, Bull. Am. Mus. Nat. Hist. IX, 372, 1897, Canandaigua Lake; JORDAN & EVERMANN, Bull. 47, U. S. Nat. Mus. III, 2350, 1898; IV, pl. CCCLXIV, fig. 897, 1900.

The body of the burbot is elongate, eel-shaped; its greatest height equaling the length of head without snout, and about one sixth of total without caudal; it is roundish, somewhat compressed posteriorly. The eye is small, less than one half length of snout and about one eighth length of head. The upper jaw reaches slightly beyond the hind margin of the eye, its length three sevenths length of head. The lower jaw is included within the upper, and has a stout barbel which is nearly one fifth as long as the head; the ventral is longer than the pectoral,

but does not reach half way to vent; the pectoral is half as long as the head; the distance of the first dorsal from the head equals the height of the body; the longest ray of the first dorsal equals half the length of its base; the dorsal fins are separated by a narrow interspace; the second dorsal is higher than the first, and the length of its base is nearly one half total without caudal; the anal begins under the ninth ray of the second dorsal and extends as far back as that fin; caudal rounded; the scales are deeply embedded in the skin, not imbricated. D. 13, 68 to 76; A. 67; V. 7; vertebrae, 22 to 23+38 to 39; pyloric caeca, 30 to 138.

The color is dark olivaceous, reticulated with blackish; the lower parts yellowish or dusky; the dorsal, anal and caudal fins with a narrow dark edge.

The American burbot was first described by Le Sueur from Lake Erie in 1817, and also from Northampton Conn. under a different name. This common fish has received a great many names, including the following: marthy, methy, losh, eelpout, dogfish, chub eel, ling, lawyer, lake cusk, fresh-water cod, aleby trout and mother-of-eels.

The southern limit of this fish appears to be Kansas City Mo.; according to Prof. Cope, it has been once taken in the Susquehanna near Muncy, Lycoming co.; it is extremely common in the Great lakes; westward it ranges to Montana and northward throughout British Columbia and Alaska to the Arctic ocean; it is most abundant in the Great lakes and lakes of New York, New England and New Brunswick; it abounds also in rivers and lakes of Alaska.

The burbot was sent from Canandaigua lake by Mr James Annin jr in November 1897. It is hard to transport and still harder to keep alive in captivity, being specially liable to attacks of fungus.

Dr W. M. Beauchamp, writing from Baldwinsville N. Y. Ap. 9, 1879, said that the burbot is found in Seneca river and is abundant in Oneida lake; that it is caught with a hook and is seldom eaten, though there is a way of making it palatable.

According to Dr Meek it is found rarely in Cayuga lake.

The average length of this species in the Great lakes region is about 2 feet; in Alaska, according to Dr Dall, it reaches a length of 5 feet and occasionally weighs 60 pounds; the size of the fish depends chiefly on the amount of food accessible to it.

It is stated that the burbot is usually found in deep water on mud bottom, except during the spawning season, in March, when it frequents hard or rocky bottoms. The eggs are small and numerous, and are believed to be deposited in deep water; Dr Dall estimates that some individuals contain several millions of eggs; in Alaska the eggs are of a creamy yellow color, and the fish are found full of spawn from November to January. From the observations mentioned, it will be seen that the spawning period extends at least from November to March; according to Dr Dall the males are usually much smaller than the females and have a smaller liver; in some males he found two or three gall bladders opening into a common duct, but he never observed this phenomenon in the female; the eggs are laid separate or loose on the bottom of the river. According to Baron Cederström, a medium-sized female of the European burbot, which is a near relative of the American species, contained about 160,000 eggs; in the European burbot, some eggs are clear, some yellowish and others almost colorless; the period of incubation occupies from three to four weeks; the eyes appear in 15 or 16 days; the embryos swim by quick movements of the pectorals, usually toward the surface of the water, whence they fall passively to the bottom.

The burbot is extremely voracious, and feeds on bottom fishes and crustaceans. It destroys the pike and such spiny fishes as the yellow perch and sunfish. In Alaskan rivers it feeds on whitefish, lampreys and other species; large stones have sometimes been found in its stomach. Mr Graham took a stone weighing a pound from the stomach of a burbot.

In the Great lakes region the burbot is considered worthless for food, occasionally the livers are eaten; in Lake Winnepe-

saukee, when caught through the ice in winter, the fish is highly esteemed; in the fur countries the roe is an article of food; on the Yukon river the liver is eaten and the flesh is liked by some persons; in Montana the burbot is in great demand for food; the quality of the flesh appears to depend chiefly on the nature of the habitat of the fish.

This is the only member of the cod family permanently resident in the fresh waters of America.

Genus **UROPHYCIS** Gill

Body rather elongate; head subconic; mouth rather large, the maxillary reaching to below eye; lower jaw included; chin with a small barbel; jaws and vomer with broad bands of subequal, pointed teeth; palatines toothless; dorsal fins two, the first sometimes produced at tip; second dorsal long, similar to the anal; ventrals wide apart, filamentous, each of three slender rays closely joined, appearing like one bifid filament; gill membranes somewhat connected, narrowly joined to the isthmus.

Subgenus **UROPHYCIS**

. 350 *Urophycis regius* (Walbaum)

Spotted Codling; Spotted Hake

Blennius regius WALBAUM, Art. Gen. Pisc. III, 186, 1792.

Gadus punctatus MITCHILL, Trans. Lit. & Phil. Soc. N. Y. I, 372, pl. I, fig. 5, 1815, New York; DE KAY, N. Y. Fauna, Fishes, 292, pl. 46, fig. 149, 1842.

Phycis regalis GÜNTHER, Cat. Fish. Brit. Mus. IV, 354, 1862.

Phycis regius GOODE & BEAN, Bull. Essex Inst. XI, 8, 1879; Oceanic Ichth. 357, 1896; BEAN, Bull. Am. Mus. Nat. Hist. IX, 372, 1897; H. M. SMITH, Bull. U. S. F. C. 1897, 107, 1898.

Urophycis regius GILL, Proc. Ac. Nat. Sci. Phila. 240, 1863; JORDAN & EVERMANN, Bull. 47, U. S. Nat. Mus. III, 2553, 1898; IV, pl. CCCLXIV, fig. 898, 1900.

The depth of the body is contained four and one half times in its length, which is four and one fourth times the length of the head. Body rather stout; head broad; mouth large, the maxillary reaching posterior margin of eye; eye less than snout or interorbital width; first dorsal low, its height about equal to half length of head; ventral fin longer than head, about three and one half in the length of the body; caudal fin subtrun-

cate. D. 8-43; A. about 45; scales rather large, about 90 in the lateral line.

Pale brownish, tinged with yellowish, the lateral line dark brown, interrupted by white spots; inside of mouth white; first dorsal largely black, this color surrounded by white; second dorsal olivaceous, with irregular, round, dark spots; caudal, anal and pectorals dusky; ventrals and lower edge of pectorals white; two vertical series of round dark spots on the sides of the head.

Mitchill described and figured the spotted codling under the name of *Gadus punctatus*. De Kay called it the spotted codling, *Phycis punctatus*, and he gives a good figure of it. His example was 10 inches long. He says it is an exceedingly rare but distinct species, and that it occurs from the coast of New York to the Gulf of St Lawrence. As a matter of fact, the species extends even farther north. The codling ranges southward to Cape Fear. In the northern part of its habitat it is found in shallow water, but at the southern limit it lives in considerable depths, having been taken from 167 fathoms. The fish is said to exhibit electrical powers in life.

The spotted codling appears in Gravesend bay in small numbers in the fall. It lives in water below 60° F., and is easily kept in captivity by refrigerating the water in summer. Its habit of lying on the side, in imitation of the tautog and other labroids is often observed. Prof. Alexander Agassiz discovered electric powers in this fish.

At Woods Hole Mass., according to Dr Smith, it is taken in the seine only late in the fall. It varies in length from 7 to 12 inches. The species has been observed at Halifax N. S.

Subgenus **EMPHYCUS** Jordan & Evermann

This subgenus differs from *Urophycis* in having the first dorsal fin elevated, with one or more of its rays filamentous.

351 *Urophycis tenuis* (Mitchill)

Hake; White Hake

Gadus tenuis MITCHILL, Rep. Fish. N. Y. 5, 1814; Trans. Lit. & Phil. Soc. N. Y. I, 372, 1815, New York.

Phycis tenuis DE KAY, N. Y. Fauna, Fishes, 293, 1842; GOODE & BEAN, Bull. Essex Inst. XI, 8, 1879; JORDAN & GILBERT, Bull. 16, U. S. Nat. Mus. 799, 1883; BEAN, 19th Rep. Comm. Fish. N. Y. 248, pl. III, fig. 4, 1890; GOODE & BEAN, Oceanic Ichth. 359, fig. 312, 1896; BEAN, Bull. Am. Mus. Nat. Hist. IX, 372, 1897; H. M. SMITH, Bull. U. S. F. C. 1897, 107, 1898; JORDAN & EVERMANN, Bull. 47, U. S. Nat. Mus. III, 2555, 1898; IV, pl. CCCLXV, fig. 901, 1900; BEAN, 52d Ann. Rep. N. Y. State Mus. 109, 1900.

The length of the body is five and one half times the depth of the body and four and one fourth times the length of the head. Snout longer than eye, narrower and more pointed than in *P. chuss*. Eye large, usually wider than interorbital space; maxillary reaching beyond pupil; filamentous dorsal ray about two thirds length of head; ventral fins about reaching vent; scales very small. D. 9-57; A. 48; Lat. 1. 138.

Brownish, lighter and yellowish below; fins very dark. Distinguished from *U. chuss* chiefly by the smaller scales.

De Kay calls the hake the American codling, adopting Mitchell's common name for the species. He says it appears to feed chiefly on smaller crustacea; that it is very abundant at some seasons, but most abundant in the early part of autumn; and varies in weight from 3 pounds to 30 pounds. He states that it is called indiscriminately hake and codling by New York fishermen. Small individuals were seined in Mecox bay Aug. 2, 1898, and a very young example was received from Southampton Sep. 11. This was caught in the Atlantic. In Great South bay small examples were found sparingly at Blue Point cove and Fire Island late in September.

The hake, according to Dr Smith, is known also as white hake and squirrel hake in the vicinity of Woods Hole Mass. Fish weighing 1 to 1½ pounds are abundant there in November, when a great many of them enter Eel pond. Young fish 1 inch long and upward associate with pollack in spring and are also found throughout the summer in considerable numbers. They are also obtained in summer at the surface, under gulf weed and eel grass.

As a rule the common hake will not live in water of a temperature above 60°F, but one individual survived the summer tem-

perature in 1897, and became plump and sleek after the arrival of cold weather. In summer it was much emaciated, and suffered greatly from fungus attacks.

It is abundant on our shores from Labrador to Virginia, and its young are among the commonest of the surface fishes in our bays and sounds, during the summer months. The hake reaches a weight of 40 pounds, but in the markets the average weight is only about 10 pounds. The species frequents muddy bottoms and is local in its habits. Its food consists of crabs and other crustaceans, besides small fishes.

The chief fishery for hake takes place in the fall and winter months, and they will take the hook at night as well as during the day. Trawl lines are the usual implements of capture.

352 *Urophycis chuss* (Walbaum)

Squirrel Hake

Blennius chuss WALBAUM, Art. Gen. Pisc. III, 186, 1792.

Gadus longipes MITCHILL, Rep. Fish. N. Y. 5, 1814; Trans. Lit. & Phil. Soc. N. Y. I, 372, pl. I, fig. 4, 1815, New York.

Phycis filamentosus STORER, Hist. Fish. Mass. 189, pl. XXIX, fig. 4, 1867.

Phycis chuss GILL, Proc. Ac. Nat. Sci. Phila. 237, 1863; GOODE & BEAN, Bull. Essex Inst. XI, 8, 1879; JORDAN & GILBERT, Bull. 16, U. S. Nat. Mus. 799, 1883; GOODE & BEAN, Oceanic Ichth. 359, fig. 311, 1896; BEAN, Bull. Am. Mus. Nat. Hist. IX, 372, 1897; H. M. SMITH, Bull. U. S. F. C. 1897, 107, 1898.

Urophycis chuss JORDAN & EVERMANN, Bull. 47, U. S. Nat. Mus. III, 2555, 1898; IV, pl. CCCLXV, fig. 902, 1900.

The depth of the body is one fifth of its length, which is four and one half times the length of the head. Body rather slender; head depressed; eye large, about equal to interorbital width; maxillary reaching posterior margin of pupil; filamentous dorsal ray about two sevenths length of body, when perfect; pectorals four fifths length of head; ventral fin extending beyond the vent; scales comparatively large. D. 9-57; A. 50; Lat. 1.110.

Brownish above, sides lighter and tinged with yellowish; thickly punctulate with darker; below pale; inside of mouth white; vertical fins somewhat dusky; anal fin margined with pale; lateral line not dark.

According to Jordan and Evermann, this fish is sometimes called codling. It inhabits the Atlantic coast from the Gulf of

St Lawrence to Virginia, being very common northward. It is sometimes found in waters as deep as 300 fathoms. The squirrel hake occurs occasionally in Gravesend bay; it lives usually in the deep water off shore.

At Woods Hole Mass. according to Dr Smith, it is abundant in May and June, and in October and November. It fills the traps and causes the fishermen much annoyance, as they can not sell the fish. Its weight there is from 2 to 5 pounds. In Massachusetts bay it is less abundant than the common hake. It was described and figured by Storer in 1867, under the name *Phycis filamentosus*.

Genus **GAIDROPSARUS** Rafinesque

Body rather elongate, covered with minute scales; head not compressed, the upper jaw the longer; snout with two conspicuous barbels, the chin with one; teeth on jaws and vomer in bands, palatines toothless; dorsals two, the anterior of a single long ray followed by a series of short fringelike rays concealed in a groove; second dorsal and anal long, similar to each other; caudal rounded or lanceolate; ventral rays 5 to 7. Small fishes of the northern seas, descending to deep water.

353 *Gaidropsarus argentatus* (Reinhardt)

Silvery Rockling; Mackerel Midge

Motella argentata REINHARDT, Dansk. Vidensk. Selskrift. Afh. VII, 128, 1838, Greenland.

Couchia argentata GÜNTHER, Cat. Fish. Brit. Mus. IV, 365, 1862.

Ciliata argentata GILL, Proc. Ac. Nat. Sci. Phila. 241, 1863.

Onos reinhardti GILL, op. cit. 241, 1863; JORDAN & GILBERT, Bull. 16, U. S. Nat. Mus. 797, 1883; GOODE & BEAN, Oceanic Ichth. 383, 1896.

Gaidropsarus argentatus JORDAN & EVERMANN, Bull. 47, U. S. Nat. Mus. III, 2559, 1898; IV, pl. CCCLXVII, fig. 906, 1900.

The length of the body is five times the length of the head. Head depressed, but rather pointed anteriorly; snout rather short; with two barbels; chin with one; teeth in villiform bands, those of one series in each jaw longer than the rest; first ray of first dorsal short, little longer than snout; vent near middle of length; distance from snout to first dorsal three tenths of length. D. 56; A. 45; V. 8.

Uniform reddish brown; cirri and tips of fins red. Greenland.

The silvery rockling, or mackerel midge, inhabits the coast of Greenland, and extends southward probably as far as Long Island, the young having been taken in Vineyard sound.

354 *Gaidropsarus ensis* (Reinhardt)

Rockling

Motella ensis REINHARDT, Dansk. Vidensk. Selskrift. Afh. VII, 15, 1838, Greenland.

Onos rufus GILL, Proc. U. S. Nat. Mus. 259, 1883, Gulf Stream; Proc. Ac. Nat. Sci. Phila. 172, 1884.

Onos ensis GILL, Proc. Ac. Nat. Sci. Phila. 241, 1863; JORDAN & GILBERT, Bull. 16, U. S. Nat. Mus. 797, 1883; GOODE & BEAN, Oceanic Ichth. 381, fig. 327, 1896.

Gaidropsarus ensis JORDAN & EVERMANN, Bull. 47, U. S. Nat. Mus. III, 2558, 1898.

Body unusually deep, its greatest depth at vent equaling two ninths of total length without caudal; head small, a little more than one-sixth of total without the caudal; eye rather large, nearly as long as snout, equaling interorbital area, and situated in first half of head; posterior margin of orbit nearly equidistant from tip of snout and posterior margin of opercle; mouth normal; supramaxillary ending under posterior margin of pupil; teeth in a narrow band in each jaw, some of those at least in outer row of upper jaw slightly enlarged and brownish colored; vomerine teeth in two rows forming a short curved band; nasal barbel about equal to diameter of eye; chin barbel small and not much exceeding one half diameter of eye; foremost ray of first dorsal springing from back above opercular margin; second dorsal fin low in front, but rising rapidly to seventh or eighth ray, behind which it is nearly uniform for a long distance and highest at posterior portion; anal fin much lower than second dorsal; caudal slightly emarginate, almost truncate behind, its median rays about two thirds as long as the head; pectorals nearly three fourths as long as the head, produced toward the upper angles, the third ray being longest; ventrals with their bases mostly in advance of pectorals, the longest ray filamentous and nearly equaling pectoral; lateral line obsolescent. D. 59; A. 44 to 46; P. 22 to 27; V. 8.

Inhabits the Atlantic coast of North America from Greenland to Cape Hatteras in deep waters. It reaches a depth in the Gulf Stream of 1081 fathoms. The fish is described and figured by Goode and Bean in *Oceanic Ichthyology*, p. 381, fig. 327. It is a small species, scarcely reaching 1 foot in length, and is without importance as food.

GENUS **ENCHELYOPUS** Bl. & Schn.

Barbels four, one at each nostril, one at tip of snout, and one at the chin; head high and compressed anteriorly; teeth in narrow bands, some of them enlarged; otherwise essentially as in *Gaidropsarus*. North Atlantic.

355 *Enchelyopus cimbricus* (Linnaeus)

Four-bearded Rockling

Gadus cimbricus LINNAEUS, Syst. Nat. ed. XII, I, 440, 1766, Atlantic Ocean.

Motella caudacuta STORER, Hist. Fish. Mass. 183, pl. XXIX, fig. 1, 1867.

Onos cimbricus JORDAN & GILBERT, Bull. 16, U. S. Nat. Mus. 797, 1883.

Rhinonemus cimbricus GOODE & BEAN, Oceanic Ichth. 384, fig. 328, 1896;

H. M. SMITH, Bull. U. S. F. C. 1897, 107, 1898; SHERWOOD & EDWARDS, Bull. U. S. F. C. 1901, 31, 1901.

Enchelyopus cimbricus JORDAN & EVERMANN, Bull. 47, U. S. Nat. Mus. III, 2560, 1898; IV, pl. CCCLXVII, fig. 907, 1900.

Body slender, tapering, its depth nearly one sixth of the total without caudal; caudal peduncle narrow, one fourth length of head, which is contained five and one half times in total without caudal; snout moderate, blunt, rounded, not depressed, a little shorter than the eye, which is one fourth as long as the head; interorbital space narrow, one sixth length of head; teeth villiform, small and unequal in upper jaw, with about eight enlarged in front, long, slender, and equal in lower jaw, a few somewhat enlarged in front; maxillary reaching beyond posterior border of eye; a barbel at each nostril, one on tip of snout and one on chin; lateral line with about 35 enlarged pores along its entire length; first (free) ray of dorsal nearly as long as the head; ventral one half as long as head; pectoral equal to head without snout; caudal narrow, rounded behind, two thirds as long as head.

Color, light rufous or salmon red; first dorsal ray and posterior end of dorsal and anal abruptly black; lower half of caudal

black; pectorals and ventrals pale; sides of head somewhat silvery; cavity of mouth dark bluish.

The four-bearded rockling is found in the north Atlantic on both coasts, ranging south in deep water to the Gulf Stream. It is common in Massachusetts bay. This fish is also described in *Oceanic Ichthyology*, p. 384, fig. 328. At Woods Hole Mass., according to Dr Smith, it is a rare visitor, found only in winter. It was once taken in a fyke net in Great harbor. In 1900, according to Sherwood and Edwards, young rockling were taken in the surface towings at the fish commission wharf, Woods Hole Mass. from June 27 to July 6. They formed into schools in the eddies, around the wharves and were mixed with young sticklebacks. An example measuring 10 inches in length was speared in the Eel pond Jan. 5, 1889. A second example was caught in Little harbor also in the winter.

Storer described and figured this fish under the name *Motella caudacuta*. It is a resident of the deep waters of Massachusetts bay, where it occurs in considerable abundance. The young swim at the surface and have often been erroneously identified with the mackerel midge. The species grows to the length of 1 foot.

Genus **BROSME** (Cuvier) Oken

Body moderately elongate, covered with very small scales; mouth rather large, with teeth in the jaws, vomer and palatines, some of those on the vomer and palatines enlarged; chin with a barbel; branchiostegals seven; dorsal fin single, continuous, not elevated, not notched; anal fin similar, but shorter; caudal fin rounded; ventral fin several-rayed. Northern seas.

356 **Brosme brosme** (Müller)

Cusk

Gadus brosme MÜLLER, Prodr. Zool. Dan. 41, 1776, Denmark.

Brosmius vulgaris? DE KAY, N. Y. Fauna, Fishes, 289, pl 44, fig. 143, 1842.

Brosmius flavescens GÜNTHER, Cat. Fish. Brit. Mus. IV, 369, 1862; STORER, Hist. Fish. Mass. 190, pl. XXIX, fig. 2, 1867.

Brosmius brosme GÜNTHER, op. cit. IV, 369, 1862; GOODE & BEAN, Bull. Essex Inst. XI, 9, 1879; JORDAN & GILBERT, Bull. 16, U. S. Nat. Mus. 802, 1883; GOODE & BEAN, Oceanic Ichth. 385, fig. 329, 1896; H. M. SMITH, Bull. U. S. F. C. 1897, 107, 1898.

Brosme brosme JORDAN & EVERMANN, Bull. 47, U. S. Nat. Mus. III, 2561, 1898.

Body cylindrical, posteriorly compressed, its depth contained five and one fourth times in total length without caudal; head flattened above, its length contained four and one fourth times in total; mouth large, oblique, maxillary reaching beyond orbit; lower jaw included; several rows of sharp teeth on jaws, vomer and palate; barbel about one fifth as long as the head; inter-orbital width greater than diameter of eye; origin of dorsal above anterior half of pectoral; pectoral round, two fifths as long as head; caudal rounded behind. D. 98; A. 71; P. 24; V. 5.

Color brownish above, the sides yellowish, sometimes mottled with brown; young uniform dark slate, or with transverse yellow bands; vertical fins bordered with blackish, and with a white edge.

The cusk is described and figured by De Kay, but he did not see the fish and copied his information from Storer and others. Storer mentions a specimen weighing 20 pounds, but the fish grows even larger. It inhabits the North Atlantic, ranging southward to New Jersey and Denmark. It is an important food fish. According to Dr Smith, it was formerly not uncommon in Vineyard sound, and was caught with cod in April and May. It has been very rare for more than 20 years, though a few are still taken in April. The average weight of individuals in those waters is 5 pounds, and the maximum weight from 12 to 13 pounds. It is known also as ling. In Massachusetts bay and vicinity the cusk is a common resident on the inshore fishing grounds, where it occurs in great abundance, lurking among the stones, but it is soon caught up by the fishermen after the discovery of a new bank.

Family MACRURIDAE

Grenadiers

Genus COELORHYNCHUS Giorna

This genus agrees with *Macrurus* in all essential respects, except that the small mouth is wholly below the long-pointed, sturgeonlike snout. Dorsal spine smooth in typical species, those with serrate spine having been lately separated under the generic name *Coelocephalus*. Species numerous.

357 *Coelorhynchus carminatus* (Goode)*Grenadier*

Macrurus carminatus GOODE, Proc. U. S. Nat. Mus. III, 346, 475, 1880.

Macrurus (Coelorhynchus) carminatus GÜNTHER, Challenger Report, Deep-sea Fishes, XXII, 129, pl. 5, fig. 13, 1887.

Coelorhynchus carminatus GOODE & BEAN, Oceanic Ichth. 398, fig. 336, 1896;
JORDAN & EVERMANN, Bull. 47, U. S. Nat. Mus. III, 2588, 1898; IV, pl. CCCLXIX, fig. 914, 1900.

The body is stout anteriorly, tapering very rapidly to a rather long and slender tail. The depth is one eighth, and the length of the head about one fifth of the total length. The eye is large, one fifth as long as the head, equaling the interorbital width. The snout is as long as the eye. The body is less elongate than in Baird's grenadier. The snout is long, sharp, depressed, triangular. Strong horizontal ridges run from the supraorbital margins to the gill openings, parallel with the subocular ridges. The nostrils are immediately in front of the orbit; barbel very short; teeth small, conic, somewhat recurved, arranged in villiform bands; base of first dorsal fin two ninths as long as the distance from its origin to the snout. The first dorsal spine is very short, hardly perceptible above the skin. The second spine is about one half as long as the head, slender and unarmed; when laid back, the tip reaches to or beyond the origin of the second dorsal. The spines decrease in length very gradually, the sixth being nearly as long as the second. The second dorsal begins in the perpendicular from the seventh anal ray. The anal fin is much higher than in Baird's grenadier, nearly equal to one half of the interorbital width; its origin is under the 18th scale of the lateral line; its longest ray is as long as the interorbital width. The distance of pectoral from snout equals twice its own length, and about equals the longest dorsal spine; the origin of the pectoral is below the middle of the depth of the body, and below the level of the middle of the orbit; the tip of the pectoral does not reach the origin of the anal. The insertion of the ventrals is behind the pectoral, slightly in advance of the first dorsal, its distance from the snout greater than twice its length, its long filament not reaching the anal. Color silvery gray. Length of the specimen described 10 inches.

This grenadier inhabits the West Indies, the Gulf of Mexico, and is found in the Gulf Stream in deep water. It is abundant. The U. S. Fish Commission steamer, *Fish Hawk*, has taken it in the Gulf Stream off Rhode Island in 115 fathoms. The fish is described and figured by Goode and Bean, *Oceanic Ichthyology*, p. 398, fig. 336.

Order HETEROSOMATA

Flatfishes

Family PLEURONECTIDAE

Flounders

Genus HIPPOGLOSSUS Cuvier

Eyes and color on the right side; form oblong, not strongly compressed; mouth wide, oblique; teeth in the upper jaw in two series, those below in one, anterior teeth in upper jaw, and lateral teeth in lower, strong, no teeth on vomer or palatines, lower pharyngeal teeth in two rows; dorsal fin beginning above the eye, its middle rays elevated, the posterior rays of dorsal and anal bifid; caudal fin lunate; ventral fins both lateral; scales very small, cycloid; lateral line with a strong curve in front; gill rakers few, short, compressed, wide set. Vertebrae 16+34. Largest of the flounders. One species; abundant on both coasts of the north Atlantic and of the north Pacific.

358 *Hippoglossus hippoglossus* (Linnaeus)

Halibut

- Pleuronectes hippoglossus* LINNAEUS, Syst. Nat. ed. X, I, 269, 1758; MITCHILL, Rep. Fish. N. Y. 10, 1814; Trans. Lit. & Phil. Soc. N. Y. I, 386, 1815.
Hippoglossus vulgaris DE KAY, N. Y. Fauna, Fishes, 294, pl. 49, fig. 157, 1842; GÜNTHER, Cat. Fish. Brit. Mus. IV, 403, 1862; STOREY, Hist. Fish. Mass. 192, pl. XXX, fig. 1, 1867; GOODE & BEAN, Bull. Essex Inst. XI, 7, 1879; JORDAN & GILBERT, Bull. 16, U. S. Nat. Mus. 819, 1883; GOODE, Fish & Fish. Ind. U. S. I, 189, pl. 54, 1884.
Hippoglossus hippoglossus JORDAN, Cat. Fish. N. A. 133, 1885; H. M. SMITH, Bull. U. S. F. C. 1897, 108, 1898; JORDAN & EVERMANN, Bull. 47, U. S. Nat. Mus. III, 2611, 1898; IV, pl. CCCLXXI, fig. 918, 1900; SHERWOOD & EDWARDS, Bull. U. S. F. C. 1901, 31, 1901.

Body comparatively elongate, not strongly compressed, deep mesially, its depth one third of total length without caudal, tapering rapidly in its posterior half; head broad, moderately

long, its length contained three and three fourths times in total length without caudal; mouth large, the maxillary reaching to below middle of orbit; eyes large, separated by a very broad, flattish area; lower eye slightly in advance. D. 105; A. 78; P. 19; V. 6.

Color, nearly uniform dark brown; blind side white.

The halibut lives in all northern seas, ranging southward to Sandy Hook, or beyond, and occasionally to the Farallones off San Francisco.

The halibut was described by both Mitchill and De Kay under its present name. De Kay says that the capture of the halibut on the shores of Nantucket at one time afforded employment to 80 vessels of from 60 to 80 tons each. He says the fish is very voracious, swimming near the ground and devouring other flat fishes as well as shells and crustaceans. It occurs on both shores of the Atlantic as also in the north Pacific, migrating south on the approach of spring and returning in June or July. An individual was found some years ago near Colonial Beach, in the Potomac river. The fish grows to the length of 8 feet or more, and the weight of several hundred pounds. It is a very valuable food fish. In the Pacific, according to Jordan and Evermann, it extends its range southward to the Farallones, off San Francisco.

The halibut was formerly not very uncommon in Vineyard sound, where it is now very rare. In 1872 and 1873, V. N. Edwards caught a number weighing 235 or 240 pounds while fishing for cod. Ap. 16, 1900, a halibut weighing 100 pounds was caught off Block island by cod fishermen, and was taken to Newport. The fish was very abundant at one time in Massachusetts bay, but is now found chiefly in depths of 100 to 250 fathoms on the slopes of the outer banks. In August 1878 a halibut weighing over 200 pounds was caught in Gloucester harbor.

Genus **HIPPOGLOSSOIDES** Gottsche

Eyes and color on the right side (except sometimes in *H. elassodon*, a Pacific species); body oblong, moderately compressed; mouth rather large, with one row of sharp teeth on each jaw; no teeth on vomer or palatines; gill rakers rather

long and slender; scales ctenoid; lateral line nearly straight, simple; dorsal fin low in front, beginning over or before the eye; ventrals both lateral; caudal double truncate, produced behind. This genus, as here restricted, contains three closely related species, two of the north Pacific, one of the north Atlantic. All are essentially arctic species, inhabiting shallow waters in the regions where they are most abundant.

359 *Hippoglossoides platessoides* (Fabricius)

Rough Dab

Pleuronectes platessoides FABRICIUS, Fauna Groenlandica, 164, 1780, Greenland.

Platessa dentata STORER, Rep. Fish. Mass. 143, 1839; Hist. Fish. Mass. 197, pl. XXX, fig. 3, 1867; DE KAY, N. Y. Fauna, Fishes, 298, 1842, New York markets.

Hippoglossoides dentatus GÜNTHER, Cat. Fish. Brit. Mus. IV, 406, 1862.

Hippoglossoides platessoides GILL, Proc. Ac. Nat. Sci. Phila. 217, 1864; GOODE & BEAN, Bull. Essex Inst. XI, 7, 1879; JORDAN & GILBERT, Bull. 16, U. S. Nat. Mus. 826, 1883; GOODE, Fish & Fish. Ind. U. S. I, 197, pl. 55, 1884; GOODE & BEAN, Oceanic Ichth. 438, 1896; H. M. SMITH, Bull. U. S. F. C. 1897, 108, 1898; JORDAN & EVERMANN, Bull. 47, U. S. Nat. Mus. III, 2614, 1898; IV, pl. CCCLXXII, fig. 919, 1900.

The length of the body is two and one half times its depth and three and three fourths times the length of the head. Body ovate; mouth moderate, oblique; maxillary narrow, reaching to beyond pupil, two and two thirds in length of head; teeth rather small, conic, larger anteriorly, in one row in each jaw, those in the lower largest; eyes rather large, the upper longer than snout, four and one third in head; lower jaw included, but with a projecting knob at the chin; snout thick and scaly; inter-orbital space narrow, with a raised obtuse ridge, entirely covered with rough scales in about six series; mandible with a series of scales; gill rakers rather short and robust, not toothed, about 10 below angle; longest raker less than one third length of eye; fins with small, rough scales; a strong preanal spine; pectoral not quite half length of head. D. 88 (80 to 93); A. 70 (64 to 75); Lat. 1.90 (pores).

Reddish brown, nearly plain. North Atlantic; abundant northward on both coasts.

De Kay described this flounder under the name of the toothed flatfish. He said it was extremely common in New York markets, where it is called the summer flounder, and that it grows to the length of 25 inches. It is a rather common food fish of the deep waters northward on both sides of the north Atlantic, ranging habitually south to Cape Cod and the coasts of England and Scandinavia. At Woods Hole it is sometimes called sand dab and rusty flounder. Dr Smith says it is not common there, but is found some years in winter in inshore waters adjacent to Woods Hole; specimens have been taken in February on lines. One year some were caught in a fyke net in Great harbor. In Massachusetts bay it is a common species in the deep waters, approaching the shores in winter.

GENUS **PARALICHTHYS** Girard

Eyes and color normally on the left side; body oblong; mouth large, oblique; each jaw with a single row of usually slender and sharp teeth, which are more or less enlarged anteriorly, no teeth on vomer or palatines; gill rakers slender; scales small, weakly ctenoid or ciliated; lateral line simple, with a strong curve anteriorly; dorsal fin beginning before the eye, its anterior rays not produced; both ventrals lateral; caudal fin double truncate, or double concave, its middle rays produced; no anal spine. Species numerous, found in all warm seas. This genus, as now restricted, contains a considerable number of species, inhabiting both coasts of America and the eastern and southern coasts of Asia. As indicated by the reduced number of vertebrae, the species range farther southward than do those of the type of *Hippoglossoides*.

360 *Paralichthys dentatus* (Linnaeus)

Summer Flounder

- Pleuronectes dentatus* LINNAEUS, Syst. Nat. ed. XII, I, 458, 1766; MITCHILL, Trans. Lit. & Phil. Soc. N. Y. I, 390, 1815.
Pleuronectes melanogaster MITCHILL, op. cit. 390, 1815, New York.
Platessa ocellaris DE KAY, N. Y. Fauna, Fishes, 300, pl. 47, fig. 152, 1842.
Pseudorhombus ocellaris GÜNTHER, Cat. Fish. Brit. Mus. IV, 430, 1862.
Platessa oblonga STORER, Hist. Fish. Mass. 201, pl. XXXI, fig. 2, 1867.
Pseudorhombus dentatus GOODE & BEAN, Bull. Essex Inst. XI, 7, 1879.

Paralichthys ophryas JORDAN & GILBERT, Bull. 16, U. S. Nat. Mus. 822, 1883.
Paralichthys dentatus GOODE, Fish & Fish. Ind. U. S. I, 178, 1884 (part);
JORDAN, Cat. Fish. N. A. 134, 1885; BEAN, 19th Rep. Comm. Fish. N.
Y. 246, pl. II, fig. 2, 1890; Bull. Am. Mus. Nat. Hist. IX, 372, 1897;
H. M. SMITH, Bull. U. S. F. C. 1897, 108, 1898; JORDAN & EVERMANN,
Bull. 47, U. S. Nat. Mus. III, 2629, 1898; IV, pl. CCCLXXIII, fig. 922,
1900; BEAN, 52d Ann. Rep. N. Y. State Mus. 110, 1900.

The depth of the body is contained two and one third times in its length, which is three and two thirds times the length of the head. Body oblong, moderately compressed; mouth wide, oblique, the mandible very heavy and much projecting; eight to 10 teeth on side of lower jaw, the two anterior teeth very long; anterior teeth of upper jaw strong, but smaller than those in the lower jaw; the lateral teeth very small and close set; eyes small, shorter than snout, about one sixth length of head, and in adult as wide as the broad, flattish, scaly interorbital area. The latter is much narrower in the young. Scales small, cycloid; accessory scales few; gill rakers lanceolate, dentate, stoutish, wide set, much shorter than eye, the longest two and one half times as long as broad at base, five and one half in the maxillary, about 2+10 in number; pectoral fin about as long as maxillary, which extends beyond the eye, and is rather more than half length of head; dorsal low, its anterior rays somewhat exerted, but short; caudal double concave, the middle rays produced; anal spine obsolete; ventrals small; fins all scaly. D. 88 (85 to 93); A. 66 (65 to 73); Lat. 1. about 100.

Blackish olive, mottled and blotched with darker; in life light brown; adults with numerous small white spots on body and vertical fins; sometimes a series of larger white spots along bases of dorsal and anal; about 14 ocellated dark spots on sides, these sometimes inconspicuous, but always present; a series of four or five along dorsal base, and three or four along anal base, those of the two series opposite, and forming pairs; two pairs of smaller, less distinct spots midway between these basal series and lateral line anteriorly, with a small one on lateral line in the center between them; a large distinct spot on lateral line behind middle of straight portion; fins without the round dark blotches.

Is styled flounder, or summer flounder, turbot flounder, toothed flatfish, fluke, and, in Great South bay, it shares the name flatfish with the *Pseudopleuronectes americanus*. Brail and puckermouth are names applied to it in Rhode Island. The name fluke is the one most frequently used on Long Island.

The fluke is a very abundant fish and is found on the eastern coast from about Cape Cod to the Gulf of Mexico. Centers of abundance are found on the Connecticut coast and on Long Island.

It is a summer visitor in Gravesend bay, arriving in May or June, and leaving when cold weather begins. It frequents the sandy flats for the purpose of feeding on little fishes, which it destroys in large numbers. A fluke will often be found with eight or 10 little blackfish in its stomach, and young mackerel suffer greatly from its depredations. In Great South bay this fish was found at Blue Point cove and at Fire Island late in September, and was caught in traps at Islip October 1, 1890.

Small fluke were collected in Mecox bay, Blue Point cove and at Islip in August 1898. Adults were obtained at Fire Island inlet Sep. 16 of that year, when they were abundant. In 1901 the fish were taken at Fire Island inlet, Blue Point, and Smith's point. Aug. 1 they were feeding on small menhaden. The next day they were seen in Wigo inlet, and again chasing young menhaden. On that date more than half a barrel were caught in the inlet near buoy no. 2, with young menhaden for bait. One of the fluke disgorged a sand lance.

It feeds on small fishes, crustaceans, mollusks and occasionally on sand dollars, and one of its favorite foods is said to be the squid. This fish is found generally in salt water, but frequently ascends fresh streams. Unlike the flatfish, it moves off into deep water in winter, and may be found in summer near the shores. The fluke has the same habit as the flatfish, of burying itself in the sand when alarmed, or secreting itself from its prey. It is often found feeding about wharves, whose supports furnish it a suitable hiding place from which to dart on

small fishes when they are congregated in schools. I have seen large individuals cautiously wriggling their way upward in the concealment of a wharf pile till within easy reach of a shoal of silversides, when a sudden dart into the midst of the school would result in the capture of a fish, and the flounder would leisurely sink to digest its victim and prepare for another onslaught. It has been known to reach a weight of 26 pounds. Dr Goode has seen individuals measuring 3 feet in length. The fish is caught largely in weirs and traps. It is probable that more of them are taken in Vineyard sound and in Rhode Island waters than on any other parts of our coast. The fishing season extends from May to October. They are carried alive in well-smacks to the markets. Menhaden is the bait principally used for the capture of the fluke by hook and line.

361 *Paralichthys lethostigmus* Jordan & Gilbert

Southern Flounder

Platessa oblonga DE KAY, N. Y. Fauna, Fishes, 299, pl. 48, fig. 156, 1842, New York, not *Pleuronectes oblongus* MITCHILL.

Paralichthys dentatus JORDAN & GILBERT, Bull. 16, U. S. Nat. Mus. 822, 1883.

Paralichthys lethostigma JORDAN & GILBERT, Proc. U. S. Nat. Mus. 237, 1884.

Paralichthys lethostigmus JORDAN & EVERMANN, Bull. 47, U. S. Nat. Mus. III, 2630, 1898.

Body ovate, its depth contained two and one third times in its total length without the caudal; length of head about three and one half times in same length; depth of caudal peduncle contained two and one third times in length of head; eyes of moderate size, placed close together on the left side of the head; mouth large, jaws curved; maxilla reaching past vertical through eye; mandible projecting; anterior teeth of jaws strong; posterior small and close set; gill rakers 2+10, lanceolate, wide set, shorter than eye; scales smooth, small; dorsal originates in front of eye and continues almost to caudal; anal well separated from the ventrals; pectorals short, less than one half length of head; ventral moderately developed, about two thirds length of pectoral. D. 90; A. 70; V. 6.

Color dusky olive, with a few darker mottlings and spots.

This is the fish which was described by Jordan and Gilbert under the name of the southern flounder. It inhabits the south Atlantic and Gulf coast of the United States, ranging north to New York. De Kay described and figured it as the oblong flounder, which he says grows to the length of 15 to 20 inches and occasionally larger. He states that it is common along the sandy shores of New York, and is procured abundantly in the months of September and October; that it is excellent eating, and usually sells at from 6c to 8c a pound; that it is tenacious of life and can be preserved in good condition for a long period.

The southern flounder is very closely related to the fluke or summer flounder. It is, however, always darker in color and almost uniform, while the fluke is usually profusely spotted. The character by which it is best distinguished from the fluke, is the number of gill rakers. The southern flounder has only 12, of which 10 are below the angle of the first arch, while the summer flounder has from 20 to 24, of which from 15 to 18 are below the angle of the first arch.

362 *Paralichthys oblongus* (Mitchill)

Fourspotted Flounder

- Pleuronectes oblongus* MITCHILL, Trans. Lit. & Phil. Soc. N. Y. I, 391, 1815.
Platessa quadrocellata STORER, Hist. Fish. Mass. 203, pl. XXXI, fig. 3, 1867.
Pseudorhombus oblongus GOODE & BEAN, Bull. Essex Inst. XI, 7, 1879.
Paralichthys oblongus GOODE, Proc. U. S. Nat. Mus. 472, 1880; JORDAN & GILBERT, Bull. 16, U. S. Nat. Mus. 824, 1883; GOODE & BEAN, Oceanic Ichth. 436, 1896; H. M. SMITH, Bull. U. S. F. C. 1897, 108, 1898; JORDAN & EVERMANN, Bull. 47, U. S. Nat. Mus. III, 2632, 1898; IV, pl. CCCLXXIV, fig. 924, 1900.

Body comparatively elongate, strongly compressed. The depth of the body is contained two and one fourth times in the length of the body, which is four times the length of the head. Eyes large, nearly four times in head, separated by a prominent narrow, sharp ridge; upper jaw with very numerous small, close set teeth laterally, and four or five canines in front, the lateral teeth abruptly smaller than the anterior, each side of lower jaw with seven to 10 teeth; chin prominent, maxillary narrow, reaching past middle of pupil, two and one fourth in length of

head; gape curved; scales weakly ctenoid or cycloid; gill rakers thick, rather long, few, about eight below angle; dorsal low, beginning over front of eye, some of the anterior rays exerted, but not elongate, the longest rays behind middle of fin, not quite half head; caudal one and one fourth in head; pectoral one and three fifths; anal spine obsolete. D. 72; A. 60; Lat. 1. 93. (D. 79; A. 59, according to Mitchill; D. 86; A. 76, according to Storer).

Grayish, thickly mottled with darker and somewhat translucent; four large, horizontal oblong, black ocelli, each surrounded by a pinkish area, one just behind middle of body below the dorsal, one opposite this above anal; two similar smaller spots below last rays of dorsal and above last of anal. Atlantic coast, northward; not abundant.

The fourspotted flounder inhabits the coast of New England and New York. It is very common on the coast of New York and the neighboring islands. Mitchill described the fish in 1815. It grows to the length of about 14 inches. Its common name relates to the four large horizontal oblong black ocelli. At Woods Hole Mass., according to Dr Smith, it is common in May and June, scarce at other times. It is most abundant about June, during the run of scup.

Young fish are rarely observed, but in the fall of 1885 and 1886 large numbers, two or three inches long, were seen. The average length of adults there is 12 inches. The fish spawns in May, and its eggs have been experimentally hatched at Woods Hole. They are buoyant, $\frac{1}{8}$ of an inch in diameter and hatch in eight days in water having a mean temperature of 51° to 56° F. In 1877 a single example was taken at the mouth of Salem harbor by the U. S. Fish Commission.

Genus *LOPHOPSETTA* Gill

Eyes and color on the left side; body broadly ovate, strongly compressed, pellucid; mouth large, oblique, the maxillary reaching to beyond eye; teeth subequal, in narrow bands, or in single series; a small patch of teeth on the vomer; scales small, cycloid, imbricate, the skin without bony tubercles; lateral line strongly arched in front, without accessory branch; dorsal fin beginning

on the snout, its anterior rays exserted; no preanal spine; ventral of left side free from the anal, inserted nearly on the ridge of the abdomen, its base broad, the rays well separated; pectoral and ventral fins moderate. One species. Very close to the European genus *Bothus* Rafinesque, from which it differs in the more numerous gill rakers, pellucid body and produced dorsal rays. The European turbot, *Psetta* Swainson, is also closely related, but the typical species, *Psetta maxima*, is a large, robust fish, scaleless and beset with bony tubercles.

363 *Lophopsetta maculata* (Mitchill)

Window Pane

Pleuronectes maculatus MITCHILL, Rep. Fish. N. Y. 9, 1814, New York; DE KAY, N. Y. Fauna, Fishes, 301, pl. 47, fig. 151, 1842; STORER, Hist. Fish. Mass. 204, pl. XXXI, fig. 4, 1867.

Pleuronectes aquosus MITCHILL, Trans. Lit. & Phil. Soc. N. Y. I, 389, pl. II, fig. 3, 1815, New York.

Rhombus aquosus GÜNTHER, Cat. Fish. Brit. Mus. IV, 411, 1862.

Bothus maculatus JORDAN & GILBERT, Bull. 16, U. S. Nat. Mus. 815, 1883; BEAN, Bull. Am. Mus. Nat. Hist. IX, 372, 1897; H. M. SMITH, Bull. U. S. F. C. 1897, 108, 1898; BEAN, 52d Ann. Rep. N. Y. State Mus. 110, 1900.

Lophopsetta maculata GILL, Proc. Ac. Nat. Sci. Phila. 216, 1862; GOODE & BEAN, Bull. Essex Inst. XI, 6, 1879; BEAN, 19th Rep. Comm. Fish. N. Y. 247, 1890; JORDAN & EVERMANN, Bull. 47, U. S. Nat. Mus. III, 2660, 1898; IV, pl. CCCLXXXII, fig. 938, 1900.

The length of the body is one and three fifths times the depth of the body and three and three fourths times the length of the head. Body broadly rhomboid, very strongly compressed; inter-orbital area flattish; eye rather large, about equal to snout; teeth in both jaws in one series laterally, in a very narrow band in front; maxillary nearly half length of head; gill rakers rather long and slender, numerous, about 25 below the angle of the arch; scales well developed, cycloid, loosely imbricated; those of the blind side a little smaller; no bony tubercles; vertical fins scaly; anterior rays of dorsal elevated, branched, with free tips. D. 65; A. 52; Lat. 1. 85.

Light olive brown, almost translucent, everywhere marbled with paler, and with many roundish, irregular, blackish blotches; fins spotted. Length 18 inches. Atlantic coast of the United States, very common northward. Size rather small.

This is the plaice according to Mitchill; it is known also as the watery flounder. De Kay calls it the spotted turbot and sand flounder. In Great Egg Harbor bay it is the window light. Windowpane and daylight are other names applied to the species. De Kay saw specimens 18 inches long. He says it is a delicate article of food.

The windowpane is found on the east coast from Maine to North Carolina. Though abundant and well flavored and sometimes reaching a length of a foot or more, it is not an important food fish. In Gravesend bay the fish delights in cold water. It is not adapted to captive life. In Great South bay we took it at Fire Island beach at the end of September 1890. In 1898 an individual was taken at Islip August 18. Young examples were obtained at Fire Island inlet and Oak Island beach in September. In 1901 young individuals were obtained July 31 and Aug. 15 in Fire Island inlet. At Woods Hole Mass. according to Dr Smith, it is found from April to late in the autumn. There is quite a large run about June 1, when the fish is full of spawn. The average size there is 10 to 12 inches. In experimental hatching of the eggs at Woods Hole, it was found that the eggs were buoyant, nonadhesive, $\frac{1}{4}$ of an inch in diameter, and that they hatch in eight days when the average water temperature is 51° to 56° F.

Genus **ETROPUS** Jordan & Gilbert

Eyes and color on left side; body regularly oval, deep and compressed; head small; mouth very small, the teeth close set, slender, and pointed, somewhat incurved, mostly on the blind side, no teeth on vomer; eyes small, separated by a narrow, scaleless ridge; margin of preopercle free; ventrals free from anal, that of colored side inserted on ridge of abdomen, its base rather long; dorsal fin beginning above eye; caudal double truncate; anal without spine; scales thin, deciduous, ctenoid on left side, cycloid on blind side; lateral line simple, nearly straight. Size small. This genus is very close to *Citharichthys*, from which it differs only in the very small size of the mouth and in the correspondingly weak dentition. The three

or four known species are similar in appearance to the species of *Citharichthys*, and they inhabit the same waters. The larval form is translucent and symmetric, as in *Platophrys*, *Monolene*, and *Arnoglossus*.

364 *Etropus microstomus* (Gill)

Smallmouthed Flounder

Citharichthys microstomus GILL, Proc. Ac. Nat. Sci. Phila, 223, 1864, Beesley's Point N. J.; BEAN, Bull. U. S. F. C. VII, 135, 1888, Great Egg Harbor Bay N. J.; JORDAN, Proc. U. S. Nat. Mus. 332, 1890; GOODE & BEAN, Oceanic Ichth. 446, 1896.

Etropus microstomus JORDAN & GOSS, Rep. U. S. F. C. for 1886, 278, 1889; BEAN, 19th Rep. Comm. Fish. N. Y. 247, 1890.

Body ovate. The depth of the body is contained two and one tenth times in its length, which is three and one half times the length of the head. Mouth small, very oblique, the gape curved; maxillary two and two thirds times in length of head, reaching beyond middle of orbit; snout projecting; eyes small, even, shorter than snout, about six in head, separated by a narrow ridge, which is concave and scaleless anteriorly; teeth all small, front teeth of upper jaw wide set, much larger than posterior, which are close together and very small, teeth of lower jaw few, wide apart; gill rakers short and strong, 13 below angle; pectorals short, less than half length of head; scales large, those on middle of sides posteriorly largest. D. 80; A. 61; Lat. l. 45. Individuals from Great Egg Harbor bay have: D. 74; A. 55; scales 41 to 42.

Olive brownish, usually with large blotches of darker; a series of distinct, obscure, blackish blotches along the basal portions of the anal and dorsal fins. Size small. Tropical America, north to Long Island occasionally in summer.

The smallmouthed flounder was first described many years ago by Dr Gill, from a specimen obtained on the New Jersey coast. The fish was not seen again till we collected it in Great South bay, where it was found in moderate numbers at Fire Island, and near Blue Point cove Lifesaving station in September 1884. Since that time it has been found sufficiently common in various parts of Great Egg Harbor bay, N. J., during August

and September, and has also been taken in Great South bay. The individuals collected in Great Egg Harbor bay, varied from 2 inches to $4\frac{1}{3}$ inches in length. One of these was dextral and all the rest sinistral as usual.

Genus **LIMANDA** Gottsche

Teeth chiefly uniserial; lateral line with a distinct arch in front and without accessory dorsal branch; scales imbricated, rough ctenoid; vertebrae about 40. This genus is closely allied to *Pseudopleuronectes*, from which it differs only in the presence of an arch on the anterior part of the lateral line.

365 *Limanda ferruginea* (Storer)

Sand Dab

Platessa ferruginea STORER, Rep. Fish. Mass. 141, pl. 2, 1839; Hist. Fish. Mass. 198, pl. XXX, fig. 4, 1867; DE KAY, N. Y. Fauna, Fishes, 297, pl. 48, fig. 155, 1842.

Platessa rostrata H. R. STORER, Bost. Jour. Nat. Hist. V, I, 268, pl. VIII, fig. 2, 1857.

Pleuronectes ferrugineus GÜNTHER, Cat. Fish. Brit. Mus. IV, 447, 1862; JORDAN & GILBERT, Bull. 16, U. S. Nat. Mus. 834, 1883.

Limanda ferruginea GOODE & BEAN, Bull. Essex Inst. XI, 6, 1879; Oceanic Ichth. 427, 1896; GOODE, Fish & Fish. Ind. U. S. I, pl. 49, 1884; H. M. SMITH, Bull. U. S. F. C. 1897, 108, 1898; JORDAN & EVERMANN, Bull. 47, U. S. Nat. Mus. III, 2644, 1898; IV, pl. CCCLXXVII, fig. 929, 1900.

The length of the body is two and one fifth times its depth and four times the length of the head. Body ovate-elliptic, strongly compressed; teeth small, conic, close set, in a single series on each side in each jaw; snout projecting, forming a strong angle above upper eye with the descending profile; gill rakers of moderate length, very weak, not toothed; eye moderate, four and one half in head, the lower slightly in advance of the upper, separated by a high, very narrow ridge, which is scaled posteriorly and is continued backward as an inconspicuous but rough ridge to the beginning of the lateral line; scales imbricate, nearly uniform, those on right side rough ctenoid, those on left side nearly or quite smooth, scales on body rougher than on cheeks; caudal peduncle short, higher than long; dorsal inserted over middle of eye, its middle ray highest; pectoral less than two fifths length of head; caudal fin rounded; anal spine present; lateral line simple, with a rather low arch in front, the depth of which is

barely two fifths the length; a concealed spine behind ventrals; ventral of colored side partly lateral, the other wholly so; anal spine strong. D. 85; A. 62; Lat. l. 100.

Brownish olive, with numerous, irregular reddish spots; fins similarly marked; left side with caudal fin, caudal peduncle, and margins of dorsal and anal fins lemon yellow. Atlantic coast, chiefly northward.

This is also known as the rusty dab. It inhabits the coast of North America from Labrador to New York. De Kay calls it the rusty flatfish, which he says is a rare species, reported by the fishermen to occur only in deep water. The specimen described by him was 18 inches long. According to Dr Smith, it is very common in Vineyard sound and observed by him in water from 10 to 12 fathoms deep, where it may be found throughout the year. There is no fishery, but numbers are caught incidently while bottom fishing for other species. In Great harbor a few are taken in fyke nets, only in winter. The average length there is about 14 inches. In Massachusetts bay it is a common resident species, inhabiting deep waters in summer, and approaching the shores in winter.

Genus **PSEUDOPLEURONECTES** Bleeker

Body oblong, with firm flesh; the scales firm, regularly imbricated, strongly ctenoid on eyed side in both sexes; fin rays scaly; mouth small; teeth uniserial, incisorlike, close set, all more or less blunt, lower pharyngeals very narrow, each with two rows of separate, conic teeth. This genus is distinguished from *Pleuronectes* chiefly by the well imbricated ctenoid scales, and from *Limanda*, which it more closely resembles, by the want of arch to the lateral line.

366 *Pseudopleuronectes americanus* (Walbaum)

Flatfish; Winter Flounder

Pleuronectes americanus WALBAUM, Art. Gen. Pisc. III, 113, 1792; GÜNTHER, Cat. Fish. Brit. Mus. IV, 443, 1862; JORDAN & GILBERT, Bull. 16, U. S. Nat. Mus. 837, 1883.

Pleuronectes planus MITCHILL, Trans. Lit. & Phil. Soc. N. Y. I, 387, 1815, New York.

Platessa plana STORER, Rep. Fish. Mass. 140, 1839; DE KAY, N. Y. Fauna, Fishes, 295, pl. 48, fig. 154, 1842; STORER, Hist. Fish. Mass. 195, pl. XXX, fig. 2, 1867.

- Platessa pusilla* DE KAY, op. cit. 296, pl. 47, fig. 153, 1842, New York.
- Pseudopleuronectes americanus* GILL, Proc. Ac. Nat. Sci. Phila., 216, 1864; GOODE, Fish & Fish. Ind. U. S. I, 182, pl. 44, 1884; BEAN, 19th Rep. Comm. Fish. N. Y. 245, pl. I, fig. 1, 1890; Bull. Am. Mus. Nat. Hist. IX, 373, 1897; H. M. SMITH, Bull. U. S. F. C. 1897, 108, 1898; JORDAN & EVERMANN, Bull. 47, U. S. Nat. Mus. III, 2647, 1898; IV, pl. CCCLXXIX, fig. 933, 1900; BEAN, 52d Ann. Rep. N. Y. State Mus. 110, 1900; SHERWOOD & EDWARDS, Bull. U. S. F. C. 1901, 31, 1901.

Body elliptic, an angle above eye. The length of the body is two and one fourth times its depth and four times the length of the head. Head covered above with imbricated, strongly ctenoid scales similar to those on body; blind side of head nearly naked; interorbital space rather broad, strongly convex, its width half eye; the space entirely scaled; teeth compressed, incisorlike, and widened toward tips, close set, forming a continuous cutting edge, some of teeth often emarginate, sometimes movable; right side of both jaws toothless; highest dorsal rays less than length of pectorals, and more than half length of head; anal spine present. D. 65; A. 48; Lat. 1. 83.

Dark rusty brown, spotted or nearly plain; young olive brown, more or less spotted and blotched with reddish.

The common flatfish is equally well known as flounder or winter flounder. It ranges from the Chesapeake bay to Labrador and appears to be alike abundant in both limits of its distribution. The flatfish was found in Blue Point cove, at Blue Point Lifesaving station, and on Fire Island beach. It was moderately common in all of these localities. The species is a permanent resident of Great South bay, but undergoes a partial hibernation in the mud in winter, and the adults in summer migrate into deeper and cooler water. A few individuals were observed by me in a fish pound at Islip Oct. 1, 1890.

Dr Mitchill describes two color varieties of the flatfish. One of these had a yellow margin on the lower side, surrounding the white of that side. This border was three fourths of an inch wide and in striking contrast with the pearl of the contiguous parts within it and the brown of the adjacent fins. The other variety, obtained Ap. 9, 1815, has "a whiteness of the upper side nearly as clear as that of the nether surface over rather more

than half its extent. The anterior part is blanched in this manner. The dorsal fin very sensibly partakes of the lighter hue; but its dark brown is tinged with yellow, specially on the rays. Something of the same kind, though less distinct, is observable on the ventral fins, and on about a dozen rays of the anal. The length of this individual was 5 inches and the breadth 3. Dr De Kay obtained a specimen in April which was reversed and double. "Its color on both sides was uniform bronze, with a white patch on its right side near the chin, almost entirely denuded of scales; it had the singular protuberance over the eye, noticed by Dr Mitchill in his *melanogaster*."

On the New Jersey coast young individuals are very common in summer, but the adults are rarely found except in the winter.

At Woods Hole Mass. this is a very abundant permanent resident, frequenting muddy or grassy bottoms. The average weight of those taken in the immediate vicinity of the Fish Commission station was only 1 pound, but larger fish are found in the deeper water of the sound and bay. In October fish averaging 2 pounds and apparently migrating are taken with lines in Vineyard sound on sandy bottom.

In the markets this species is extremely common in the winter and spring months and the flesh is delicious even when the eggs are nearly mature. It feeds on small shells, crabs and other invertebrates living in the mud. When at rest it partly submerges itself in the sand or mud, and changes its color to suit its surroundings.

In Long Island bays the flatfish spawns from February to the end of March, and in July the young have attained to the length of half an inch. At Woods Hole Mass. according to Dr Smith, it spawns from February to April. On being transferred to tanks containing running water, many deposit their eggs during the night. The eggs are $\frac{1}{30}$ of an inch in diameter and very glutinous, sticking together in masses of various sizes. The average number to a fish is 500,000. Mar. 6, 1897, a fish that weighed $3\frac{1}{2}$ pounds after spawning furnished 30 fluid ounces of eggs, numbering 1,462,000. The eggs hatch in 17 or 18 days, when the mean water temperature is 37° or 38° F.

Genus **PLATOPHRYS** Swainson

Eyes and color on the left side; body ovate, strongly compressed; mouth of the large type, but comparatively small; the maxillary one third or less of the length of the head; teeth small, subequal, in one or two series, no teeth on vomer or palatines; interorbital space broad and concave, broadest in adult males; gill rakers moderate; dorsal fin beginning in front of eye, all its rays simple; ventral of colored side on ridge of abdomen; caudal convex behind; pectoral of left side usually with one or more filamentous rays, longest in the male; scales very small, ctenoid, adherent; lateral line with a strong arch in front; coloration usually variegated.

All the species are extremely closely related and can be distinguished with difficulty. On the other hand, the variations due to differences of age and sex are greater than in any other of our genera.

367 *Platophrys ocellatus* (Agassiz)*Sand Flounder*

Rhombus ocellatus AGASSIZ, Spix, Pisc. Brasil. 85, pl. 46, 1829, Brazil.

Platophrys nebularis JORDAN & GILBERT, Proc. U. S. Nat. Mus. 31, 143, 1884, Key West; GOODE & BEAN, Oceanic Ichth. 441, 1896.

Rhomboidichthys ocellatus GÜNTHER, Cat. Fish. Brit. Mus. IV, 433, 1862; POEY, Syn. Pisc. Cubens. 408, 1868.

Platophrys ocellatus SWAINSON, Nat. Hist. Class'n Fishes, II, 302, 1839; BEAN, 19th Rep. Comm. Fish. N. Y. 247, 1890; JORDAN & EVERMANN, Bull. 47, U. S. Nat. Mus. III, 2663, 1898; IV, pl. CCCLXXXII, fig. 939, 1900.

Body rhomboid ovate, its depth one half of the total length; length of head one fourth of total without caudal; mouth small, oblique; eyes large, the diameter of the upper eye contained two and two thirds times in length of head, almost equal to depth of caudal peduncle; teeth conic, the upper jaw with two series, the lower with one; the dorsal fin originates a short distance from tip of upper jaw and continues to caudal; ventral origin on a vertical through front of eye; the ventral and anal separated by a short space; pectoral of eyed side about equal in length to caudal; scales of moderate size, those of colored side

ctenoid, of blind side smooth; lateral line sharply arched over two thirds of pectoral. D. 85; A. 64; V. 6 (5 on blind side).

Color light gray with reddish tinge; spots and blotches of darker on head and body; also lighter rings inclosing spaces of ground color; dorsal and anal with a black spot on each sixth or eighth ray.

The sand flounder, or spotted flounder, is a native of the western Atlantic, from New York southward to the Gulf of Mexico and the West Indies, and perhaps to Rio Janeiro on sandy shores. It is a small species, the largest individual taken being only 3 inches in length. Two small examples of this little flounder were collected at Fire Island inlet beach Sep. 30, 1890. These specimens were obtained on a sand beach in shallow water. The discovery of this fish in Great South bay was entirely unexpected, as this is many degrees north of its original habitat.

Family SOLEIDAE

Soles

Genus **ACHIRUS** Lacépède

Eyes and color on the right side; body oblong, bluntly rounded anteriorly; head small; eyes small, close together, the upper eye in advance of the lower, the two separated by a bony ridge; mouth small, somewhat turned toward the colored side; nasal flaps present, the nostril of the blind side fringed; lip of the colored side fringed; teeth very small, on blind side only; gill openings rather narrow, but confluent below, not reduced to a slit; the branchiostegal region scaled; head closely scaled everywhere, the scales on the colored side similar to those on the body, those of the nape and chin much enlarged; scales on the blind side anteriorly with their pectinations more or less produced. forming cirri, scales of both sides extremely rough, extending on the fins; lateral line straight, simple; edge of preopercle covered by the scales; dorsal beginning on the snout, low in front and thickly scaled, its rays divided; anal fin similar, without spine; caudal fin free, convex; caudal peduncle very

short and deep; pectoral fin of left side wanting, that of right side small or obsolete; ventral rays three or four, the ventral fin of the colored side long, connected with the anal by a membrane. This strongly marked genus contains numerous species, all very closely related, and nearly all American.

368 *Achirus fasciatus* Lacépède

American Sole; Hogchoker

Achirus fasciatus LACÉPÈDE, Hist. Nat. Poiss. IV, 659, 662, 1803, Charleston; JORDAN & GOSS, Rep. U. S. F. C. 1886, 315, 1889; BEAN, Bull. Am. Mus. Nat. Hist. IX, 373, 1897; H. M. SMITH, Bull. U. S. F. C. 1897, 108, 1898; EUGENE SMITH, Proc. Linn. Soc. N. Y. 1897, 41, 1898; MEARNS, Bull. Am. Mus. Nat. Hist. X, 322, 1898; JORDAN & EVERMANN, Bull. 47, U. S. Nat. Mus. III, 2700, 1898; IV, pl. CCCLXXXVII, fig. 948, 1900; BEAN, 52d Ann. Rep. N. Y. State Mus. 110, 1900.

Pleuronectes mollis MITCHELL, Rep. Fish. N. Y. 9, 1814; Trans. Lit. & Phil. Soc. N. Y. I, 388, pl. II, fig. 4, 1815.

Achirus mollis DE KAY, N. Y. Fauna, Fishes, 303, pl. 49, fig. 159, 1842; STORER, Hist. Fish. Mass. 206, pl. XXXII, fig. 1, 1867; BEAN, Bull. U. S. F. C. VII, 134, 1888; 19th Rep. Comm. Fish. N. Y. 244, 1890.

Achirus lineatus CUVIER, Règne Anim. ed. 2, II, 343, 1829, and of various American authors.

Form a well rounded oval, regular in outline; head small, its length about one fourth of standard body length; the depth of the body equals one half of the total length; eyes minute, close together on right side of head; mouth small, curved; lateral line distinct, straight; dorsal fin continuous from snout to caudal; ventral connected by membrane with anal, the latter then continuous to caudal; caudal peduncle broad, the fin thumb-shaped; body everywhere densely scaled; anterior dorsal rays scaled; about 75 rows of scales along lateral line. D. 55; A. 40; V. 4.

General color olive brown; body and fins with numerous black spots and clouded areas; usually from six to eight vertical narrow cross bands of black; left side whitish, usually much mottled with dark spots and shadings.

This is called hogchoker, cover clip, or cover, calico and American sole, the name calico is used on the New Jersey shore opposite New York. The American sole has a wide distribution along our east coast, but is not important for food, and sometimes proves very inconvenient to pigs, as may be inferred from one

of its common names. Dr De Kay has eaten the species, however, and pronounces it to have a delicate flavor. Dr Mitchill also describes it as "delicate eating." De Kay records it as high up the Hudson as Peekskill. The following interesting observations are to be found in his work: "When it is taken from the water, it escapes readily from the hand by an undulating movement, in which it is aided by its mucous surface and by an elevation of its scales beneath. By the same means it can make considerable progress over a moderately smooth surface. It is extremely tenacious of life, and I kept one alive four days out of water." Another very curious habit of the American sole is that of clinging to the glass front or side of an aquarium for an indefinite length of time. It is common on the shallow flats of Great South bay in the summer and early fall. We obtained specimens at the mouth of Swan creek and in Blue Point cove in September 1890. This species is abundant in Swan creek, at Patchogue L. I., and many very young examples were taken there in the summer and fall of 1898, where the water was brackish and, at low tide, fresh. In 1901 this species was taken at Howell's point, Duncan's creek and Smith's point.

Eugene Smith caught one very small example in a tidal creek of the Hackensack river, where the water was fresh. He states that it is believed that soles spawn in fresh water.

The American sole, or calico flounder, has been obtained in Gravesend bay every month of the year except the first four. It is hardy in captivity. Its habit of clinging to the glass front and the walls of its tank is interesting.

Order PEDICULATI

Pediculate Fishes

Family LOPHIIDAE

Fishing Frogs

Genus **LOPHIUS** (Artedi) Linnaeus

Head wide, depressed, very large; body contracted, conic, tapering rapidly backward from the shoulders; mouth exceedingly large, terminal, opening into an enormous stomach; upper jaw protractile, maxillary without supplementary bone; lower

jaw projecting; both jaws with very strong, unequal, cardiform teeth, some of the teeth caninelike, most of them depressible; vomer and palatines usually with strong teeth; gill openings comparatively large, in the lower axil of the pectorals; pseudo-branchiae present; no gill rakers; gills three; skin mostly smooth, naked, with many dermal flaps about the head; spinous dorsal of three isolated, tentaclelike spines on the head, and three smaller ones behind, which form a continuous fin; second dorsal moderate, similar to the anal; pectoral members scarcely geniculated, each with two actinosts and with elongate pseudo-brachia; ventrals jugular, I, 5, widely separated, large, much enlarged in the young. Young with the head spinous. Pyloric caeca present. Vertebrae numerous, about 30 in number. Living on sea bottoms, at moderate depths; remarkable for great voracity.

369 *Lophius piscatorius* Linnaeus

Angler; Goosefish; Bellows Fish

Lophius piscatorius LINNAEUS, Syst. Nat. ed. X, I, 236, 1758; MITCHILL, Trans. Lit. & Phil. Soc. N. Y. I, 465, 1815; GÜNTHER, Cat. Fish. Brit. Mus. III, 179, 1861; GOODE & BEAN, Bull. Essex Inst. XI, 2, 1879; JORDAN & GILBERT, Bull. 16, U. S. Nat. Mus. 844, 1883; BEAN, Bull. Am. Mus. Nat. Hist. IX, 373, 1897; H. M. SMITH, Bull. U. S. F. C. 1897, 109, 1898; JORDAN & EVERMANN, Bull. 47, U. S. Nat. Mus. III, 2713, 1898; IV, pl. CCCLXXXVIII, fig. 952 (skeleton), 1900; SHERWOOD & EDWARDS, Bull. U. S. F. C. 1901, 31, 1901.

Lophius piscator MITCHILL, Rep. Fish. N. Y. 28, 1814, Long Island.

Lophius americanus CUVIER & VALENCIENNES, Hist. Nat. Poiss. XII, 380, 1837; DE KAY, N. Y. Fauna, Fishes, 162, pl. 28, fig. 87, 1842; STOREY, Hist. Fish. Mass. 101, pl. XVIII, fig. 2, 1867.

Body depressed, tapering, scarcely longer than head; humeral spine with points, of which the posterior is the longest; head surrounded with a fringe of barbels; top of head in young with many strong spines; anterior dorsal spine elongate, fleshy at tip. D. I-I-I, III-10; A. 9.

Brownish, mottled, below white; mouth from behind the hyoid bone immaculate; pectorals and caudal black at tip; peritoneum black. North Atlantic, on both coasts; generally common, from North Carolina northward. A fish of singular ugliness of appearance.

De Kay calls this fish the American angler. He says it is not an uncommon fish in New York waters, and that among its popular names are sea devil, fishing frog, bellows fish, goosefish, monkfish, and various others. The largest one he saw was 4 feet long. It is not eaten, but is often opened by fishermen for the numerous fishes which are found in its stomach. He says it is found on the south side of Long Island.

The angler is moderately abundant on the fishing banks in the vicinity of New York city, and small ones are sometimes caught in Gravesend bay. No examples of this fish were obtained by me in Great South bay during three seasons of summer investigations, but it is found sparingly in the ocean adjacent to the bay.

According to Dr Smith, it is abundant in Vineyard sound, usually from Ap. 1 to July 1, some seasons from April to November, or as late as the traps are set. Traps often take boat loads of these fish, which are carried to the shore and put on the land. No other use is made of them, though the flesh is considered very palatable. Those caught in traps are from 4 inches to 4 feet long. The young keep off shore in deep water and are never taken in the seine. The spawn is often found floating in Vineyard sound. During the fall of 1900, according to Sherwood and Edwards, anglers were very abundant in Great harbor, at Woods Hole Mass. and late in the fall several large ones were washed ashore. The fish are not often seen near Woods Hole, though abundant at Menemsha and Cuttyhunk, where the shores are frequently strewn with their bleached skeletons.

In Massachusetts bay it is a common resident of the deep waters, often coming to the shores. An individual about 4 inches in length was taken off the banks of Newfoundland in 1856. This is probably the most northern recorded occurrence of the fish in the western Atlantic, except the unconfirmed statement by Pennant of its appearance in Hudson's bay. The angler ranges from North Carolina northward. Mitchill called this fish the sea devil.

Family ANTENNARIIDAE

Genus PTEROPHYRNE Gill

Body smooth or scarcely granular, short, somewhat compressed, with tumid abdomen; mouth small, oblique; palate with

teeth; wrist and pectoral fin slender; ventrals elongated; soft dorsal and anal vertically expanded. Small fishes of fantastic shape in the West Indies and Gulf Stream.

370 *Pterophryne histrio* (Linnaeus)

Mousefish

Lophius histrio LINNAEUS, Syst. Nat. ed. X, I, 237, 1758.

Chironectes laevigatus STORER, Rep. Fish. Mass. 73, 1839; DE KAY, N. Y. Fauna, Fishes, 165, pl. 27, fig. 83, 1842.

Antennarius histrio JORDAN & GILBERT, Bull. 16, U. S. Nat. Mus. 846, 1883.

Pterophryne histrio GILL, Proc. U. S. Nat. Mus. 216, 1878; GOODE & BEAN, Oceanic Ichth. 486, 1896; BEAN, Bull. Am. Mus. Nat. Hist. IX, 373, 1897; H. M. SMITH, Bull. U. S. F. C. 1897, 109, 1898; JORDAN & EVERMANN, Bull. 47, U. S. Nat. Mus. III, 2716, 1898.

The length of the body is one and four fifths times its depth and two and one fourth times the length of the head; skin of head and body, as well as dorsal fins, with fleshy tags, which are most numerous on the dorsal spines and abdomen; wrist slender; ventrals large, nearly half as long as head; dorsal and anal with posterior rays not adnate to the caudal peduncle. D. III-14; A. 7; V. 5.

Yellowish, marbled with brown; three dark bands radiating from eye; vertical fins barred with brown; belly and sides with small white spots. Tropical parts of Atlantic; abundant on our Gulf coast and occasional northward.

The mousefish inhabits the tropical parts of the Atlantic. It is abundant on our Gulf coast and occasional northward to Cape Cod, specially in floating masses of Sargassum. It was once taken in Europe in floating seaweed, from the Gulf Stream, and has been recorded from the coast of Senegambia.

De Kay described this species under the name of the smooth mousefish. He refers to the descriptions of Cuvier and Valenciennes, and Storer. He states that the geographic range of the species at that time was known to extend from Charleston to Boston.

This species is not uncommon in summer in floating masses of gulf weed brought near our shores by the Gulf Stream and other currents. An example was caught off the ocean shore of Long

Island in August 1897. At Woods Hole Mass., according to Dr Smith, it was taken in 1877. In November 1885, 12 specimens were seined in Quissett harbor. From that year till 1897 none were observed, but in 1897 the fish were comparatively common in Vineyard sound. During July there was an unusual prevalence of southerly winds, and a large quantity of sargasso weed was blown in from the Gulf Stream, and with it this fish, which he calls the marbled angler. In Vineyard sound, a few miles from Woods Hole, 50 individuals were taken July 24, 1897. Probably not less than 100 specimens were taken during that year. Many were kept alive in aquaria for several weeks. Some remain under or among the gulf weed at the surface, some conceal themselves in the algae on the bottom, some hide behind stones and other objects, and some seek crevices among rocks. While clumsy in their movements, they were adept in approaching and capturing other fishes. They were cannibalistic, one about 6 inches long swallowing another 4 inches long, and they frequently bit off the fleshy dermal appendages of their fellows. In August several spawned in the aquarium. The eggs are connected in long bands, like those of the angler. It is reported that in the summer of 1889 the fish was not uncommon off Nantucket, and in 1897, eight specimens were taken in gulf weed off that island.

Family OGCOCEPHALIDAE

Batfishes

Genus OGCOCEPHALUS Fischer

Body stoutish, tapering backward; head very broad and depressed, triangular in form, the forehead elevated and produced; eyes large, lateral; mouth rather small, subinferior under the snout; villiform teeth in bands on jaws, vomer and palatines; skin covered with rough, bony tubercles; dorsal and anal fins very small; rostral tentacle present, retractile into a cavity under a bony prominence on the forehead; ventrals present, I, 5, well separated; pectorals large, placed horizontally; gills $2\frac{1}{2}$; no air bladder; no pyloric caeca. Tropical America, in shallow water. Small fishes of singular form, often regarded by the ignorant as venemous.

371 *Ogcocephalus vespertilio* (Linnaeus)*Batfish; Malthe**Lophius vespertilio* LINNAEUS, Syst. Nat. ed. X, I, 236, 1758.*Malthea vespertilio* CUVIER & VALENCIENNES, Hist. Nat. Poiss. XII, 440, 1837; DE KAY, N. Y. Fauna, Fishes, 167, 1842.*Malthe vespertilio* GÜNTHER, Cat. Fish. Brit. Mus. III, 200, 1861; JORDAN & GILBERT, Bull. 16, U. S. Nat. Mus. 850, 1883.*Ogcocephalus vespertilio* JORDAN & EVERMANN, Bull. 47, U. S. Nat. Mus. III, 2737, 1898; IV, pl. CCCXCII, figs. 958, 958a, 958b, 1900; BEAN, Science, N. S. IX, no. 211, 8, 1899.

Anterior half of body (the head), between eyes and gill openings, much depressed and broadened, the greatest width in front of gill openings equaling distance from tip of rostral process to gill openings or about half length of entire fish; from gill openings to caudal the body is rounded, tapering to the tail; the width of the body at the vent equals one third of the width at gill openings; forehead produced in a subconic process of varying length, its length measured from eye being contained six and one half times or more in total length without caudal; mouth small, inferior; jaws, vomer, and palatines with bands of villiform teeth. D. 4; A. 4; V. I, 5.

Color dark gray and brown, often varying from almost black to light gray and orange.

The batfish is a West Indian species, ranging north to the Florida Keys, and has been taken at least once in the harbor of New York. It grows to a length of 12 inches. De Kay did not meet with this fish on the coast of New York, but he copies the description of Cuvier and Valenciennes. In the midsummer of 1854 or 1855, Dr Theodore Gill saw an individual of this species, which was recently caught at a wharf at the foot of 27th st. East river, New York. No record of its occurrence was published, but the writer noted this circumstance in *Science*, Jan. 13, 1899, n. s. v. 9.

RECORDED DISTRIBUTION OF NEW YORK FISHES

	Great lakes	Interior lakes	St Lawrence	Adirondacks	Lake Champlain	Ohio basin	Susquehanna basin	Delaware basin	Hudson basin	Long Island streams	Marine	Anadromous
1 <i>Petromyzon marinus</i>											X	X
2 <i>P. marinus unicolor</i>		X										
3 <i>Ichthyomyzon concolor</i>	X		X		X	X						
4 <i>Lampetra wilderi</i>	X	X				X						
5 <i>Pseudotriakis microdon</i>											X	
6 <i>Mustelus canis</i>											X	
7 <i>Galeocerdo tigrinus</i>											X	
8 <i>Prionace glauca</i>											X	
9 <i>Carcharhinus obscurus</i>											X	
10 <i>C. milberti</i>											X	
11 <i>Aprionodon isodon</i>											X	
12 <i>Scoliodon terrae-novae</i>											X	
13 <i>Sphyrna tiburo</i>											X	
14 <i>S. zygaena</i>											X	
15 <i>Alopias vulpes</i>											X	
16 <i>Carcharias littoralis</i>											X	
17 <i>Isurus dekayi</i>											X	
18 <i>Lamna cornubica</i>											X	
19 <i>Carcharodon carcharias</i>											X	
20 <i>Cetorhinus maximus</i>											X	
21 <i>Squalus acanthias</i>											X	
22 <i>Squatina squatina</i>											X	
23 <i>Raja erinacea</i>											X	
24 <i>R. ocellata</i>											X	
25 <i>R. eglanteria</i>											X	
26 <i>R. laevis</i>											X	
27 <i>Tetranarce occidentalis</i>											X	
28 <i>Dasyatis centrura</i>											X	
29 <i>D. hastata</i>											X	
30 <i>D. say</i>											X	
31 <i>Pteroplatea maclura</i>											X	
32 <i>Myliobatis freminvillei</i>											X	
33 <i>Rhinoptera bonasus</i>											X	
34 <i>Polyodon spathula</i>	X					X						
35 <i>Acipenser sturio</i>			X								X	X
36 <i>A. rubicundus</i>	X		X		X							
37 <i>A. brevirostris</i>			X								X	X
38 <i>Lepisosteus osseus</i>	X		X		X	X						
39 <i>L. platostomus</i>	X				X	X						
40 <i>Amia calva</i>	X	X	X		X	X						
41 <i>Felichthys marinus</i>											X	
42 <i>Galeichthys felis</i>											X	
43 <i>Ictalurus punctatus</i>	X											
44 <i>Ameiurus lacustris</i>	X		X		X							
45 <i>A. natalis</i>	X	X										
46 <i>A. vulgaris</i>	X	X			X							
47 <i>A. catus</i>							X	X	X			
48 <i>A. nebulosus</i> ¹	X		X		X	X	X		X	X		
49 <i>A. nebulosus marmoratus</i>									X			
50 <i>A. melas</i>	X		X			X						
51 <i>Noturus flavus</i>	X											
52 <i>Schilbeodes gyrinus</i> ¹	X	X										

¹ Recorded also from the Walkill, Passaic and Hackensack.

Recorded distribution of New York fishes (continued)

		Great lakes	Interior lakes	St Lawrence	Adirondacks	Lake Champlain	Ohio basin	Susquehanna basin	Delaware basin	Hudson basin	Long Island streams	Marine	Anadromous
53	<i>S. insignis</i>	x					x	x	x				
54	<i>S. miurus</i>	x					x						
55	<i>Carpiodes thompsoni</i>	x		x		x							
56	<i>Catostomus catostomus</i>	x	x	x		x	x	x	x	x			
57	<i>C. commersonii</i> ¹	x	x	x		x	x	x	x	x			
58	<i>C. nigricans</i>	x					x	x	x				
59	<i>Erimyzon sucetta</i> ²									x			
60	<i>E. sucetta oblongus</i>	x	x	x				x	x	x			
61	<i>Minytrema melanops</i>	x					x						
62	<i>Moxostoma anisurum</i>	x		x									
63	<i>M. aureolum</i>	x	x	x		x	x			x			
64	<i>Campostoma anomalum</i>	x					x						
65	<i>Chrosomus erythrogaster</i>	x		x				x					
66	<i>Hybognathus nuchalis</i>	x											
67	<i>Pimephales promelas</i>	x					x						
68	<i>P. notatus</i>	x	x	x		x	x						
69	<i>Semotilus bullaris</i>	x	x	x		x		x	x	x			
70	<i>S. atromaculatus</i>	x		x		x	x	x	x	x			
71	<i>Tinca tinca</i>										x		
72	<i>Leuciscus elongatus</i>	x											
73	<i>L. margarita</i>	x						x					
74	<i>Idus idus</i>										x		
75	<i>Abramis crysoleucas</i> ¹	x	x	x		x		x	x	x			
76	<i>A. crysoleucas roseus, Cen'l Park</i>												
76 ₃	<i>Cliola vigilax</i>	x											
77	<i>Notropis bifrenatus</i>								x				
78	<i>N. anogenus</i>		x										
79	<i>N. cayuga</i>	x	x				x						
80	<i>N. heterodon</i>	x	x										
81	<i>N. blennioides</i>	x		x		x							
82	<i>N. procerus</i>						x	x	x				
83	<i>N. hudsonius</i>	x		x		x	x		x	x			
84	<i>N. hudsonius amarus</i>	x						x					
85	<i>N. whipplii</i>	x	x	x		x	x						
86	<i>N. cornutus</i>	x		x		x	x	x	x	x			
87	<i>N. cornutus frontalis</i>	x	x										
88	<i>N. atherinoides</i>	x	x	x		x							
89	<i>N. rubrifrons</i>	x		x		x	x						
90	<i>N. amoenus</i>									x			
91	<i>N. umbratilis</i>		x										
91 ₁	<i>Ericymba buccata</i>	x											
92	<i>Rhinichthys cataractae</i>	x	x	x		x							
93	<i>R. atronasus</i> ¹	x		x		x	x	x	x	x			
94	<i>Hybopsis dissimilis</i>	x					x						
94 ₁	<i>H. amblops</i>	x											
95	<i>H. storerianus</i>	x											
96	<i>H. kentuckiensis</i>	x	x				x	x		x			
97	<i>Conesius plumbeus</i>			x	x	x							
98	<i>Exoglossum maxillingua</i>	x	x	x		x		x	x	x			
99	<i>Carassius auratus</i>										x	x	
100	<i>Cyprinus carpio</i>	x	x				x			x	x		
101	<i>Anguilla chrysypa</i> ¹	x	x	x		x		x	x	x			

¹ Recorded also from the Walkill, Passaic and Hackensack.² Recorded also from the Passaic and Hackensack.

Recorded distribution of New York fishes (continued)

	Great lakes	Interior lakes	St Lawrence	Adirondacks	Lake Champlain	Ohio basin	Susquehanna basin	Delaware basin	Hudson basin	Long Island streams	Marine	Anadromous
102 <i>Leptocephalus conger</i>	X	..
103 <i>Tarpon atlanticus</i>	X	..
104 <i>Elops saurus</i>	X	..
105 <i>Albula vulpes</i>	X	..
106 <i>Hiodon tergisus</i>	X	..	X	..	X
107 <i>H. alosoides</i>	X	X
108 <i>Dorosoma cepedianum</i>	X	X
109 <i>Etrumeus teres</i>	X	..
110 <i>Clupea harengus</i>	X	X	..
111 <i>Pomolobus chrysochloris</i>	X	X
112 <i>P. mediocris</i>	X
113 <i>P. pseudoharengus</i>	X	X	X	X	X	X	X
114 <i>P. cyauonoton</i>	X
115 <i>Alosa sapidissima</i>	X	..	X	X
116 <i>Harengula</i> sp.	X	..
117 <i>Opisthonema oglinum</i>	X	..
118 <i>Brevoortia tyrannus</i>	X	..
119 <i>Stolephorus brownii</i>	X	..
120 <i>S. argyrophanus</i>	X	..
121 <i>S. per fasciatus</i>	X	..
122 <i>S. mitchilli</i>	X	..
123 <i>Coregonus quadrilateralis</i>	X	..	X	X	X
124 <i>C. clupeiformis</i>	X	X	X	X	X
125 <i>Argyrosomus osmeriformis</i>	X
126 <i>A. artedi</i>	X	X
127 <i>A. hoyi</i>	X
128 <i>A. prognathus</i>	X
129 <i>A. tullibee</i>	X
130 <i>Oncorhynchus chouicha</i>	X
131 <i>Salmo salar</i>	X	..	X	..	X	X
132 <i>S. salar sebago</i>	X	X	X
133 <i>S. henshawi</i>
134 <i>S. gairdneri</i>	X
135 <i>S. fario</i>	X
136 <i>S. trutta levenensis</i>	X	..
137 <i>S. irideus</i>	X	..
138 <i>S. lemanus</i>	X
139 <i>Cristivomer namaycush</i>	X	X	X	X	X
140 <i>Salvelinus fontinalis</i> ¹	X	X	X	X	X	..	X	..	X
141 <i>S. alpinus</i> ²
142 <i>S. alpinus aureolus</i> ³
143 <i>Osmerus mordax</i>	X	X
144 <i>Synodus foetens</i>	X	..
145 <i>Umbra limi</i>	X	X	X	..	X
146 <i>U. pygmaea</i> ⁴	X	X
147 <i>Lucius americanus</i>	X	X	X
148 <i>L. vermiculatus</i>	X	X
149 <i>L. reticulatus</i> ¹	X	X	X	..	X	X	X
150 <i>L. lucius</i>	X	X	X	..	X
151 <i>L. masquinongy</i>	X	..	X	..	X

¹ Recorded also from the Walkill and Passaic.
² Introduced into Sterling lake.
³ Introduced into Lake George.
⁴ Recorded from the Passaic and Hackensack.

Recorded distribution of New York fishes (continued)

	Great lakes	Interior lakes	St Lawrence	Adirondacks	Lake Champlain	Ohio basin	Susquehanna basin	Delaware basin	Hudson basin	Long Island streams	Marine	Anadromous
152 <i>L. m. ophiensis</i> (Kirt.)						X						
153 <i>Fundulus majalis</i>											X	
154 <i>F. heteroclitus</i>											X	
155 <i>F. diaphanus</i> ¹	X	X	X						X			
156 <i>Lucania parva</i>										X		
157 <i>Cyprinodon variegatus</i>										X		
158 <i>Tylosurus marinus</i>										X		
159 <i>T. raphidoma</i>										X		
160 <i>T. acus</i>										X		
161 <i>Hyporhamphus roberti</i>										X		
162 <i>Euleptorhamphus velox</i>										X		
163 <i>Scomberesox saurus</i>										X		
164 <i>Exocoetus volitans</i>										X		
165 <i>Cypsilurus heterurus</i>										X		
166 <i>C. furcatus</i>										X		
167 <i>C. gibbifrons</i>										X		
168 <i>Eucalia inconstans</i>	X		X		X							
169 <i>E. inconstans cayuga</i>		X										
170 <i>Pygosteus pungitius</i> ¹	X									X	X	
171 <i>Gasterosteus bispinosus</i>	X							X	X	X	X	
172 <i>Apeltes quadracus</i>										X	X	X
173 <i>Fistularia tabaccaria</i>										X	X	
174 <i>Siphostoma fuscum</i>										X	X	
175 <i>Hippocampus hudsonius</i>										X	X	
176 <i>Percopsis guttatus</i>	X		X		X			X				
177 <i>Aphredoderus sayanus</i>	X		X					X	X	X	X	
178 <i>Menidia gracilis</i>									X		X	X
179 <i>M. beryllina</i>										X		
180 <i>M. notata</i>											X	
181 <i>Kirtlandia vagrans</i>											X	
182 <i>Labidesthes sicculus</i>	X	X				X					X	
183 <i>Mugil cephalus</i>												
184 <i>M. curema</i>											X	
185 <i>M. trichodon</i>											X	
186 <i>Syphraena guachancho</i>											X	
187 <i>S. borealis</i>											X	
188 <i>Polydactylus octonemus</i>											X	
189 <i>Ammodytes americanus</i>											X	
190 <i>Mullus auratus</i>											X	
191 <i>Scomber scombrus</i>											X	
192 <i>S. colias</i>											X	
193 <i>Auxis thazard</i>											X	
194 <i>Gymnosarda pelamis</i>											X	
195 <i>G. alleterata</i>											X	
196 <i>Thunnus thynnus</i>											X	
197 <i>Sarda sarda</i>											X	
198 <i>Scomberomorus maculatus</i>											X	
199 <i>S. regalis</i>											X	
200 <i>S. cavalla</i>											X	
201 <i>Trichiurus lepturus</i>											X	
202 <i>Istiophorus nigricans</i>											X	
203 <i>Tetrapturus imperator</i>											X	

Recorded also from the Passaic and Hackensack.

Recorded distribution of New York fishes (continued)

	Great lakes	Interior lakes	St Lawrence	Adirondacks	Lake Champlain	Ohio basin	Susquehanna basin	Delaware basin	Hudson basin	Long Island streams	Marine	Anadromous
204 <i>Xiphias gladius</i>											X	
205 <i>Oligoplites saurus</i>											X	
206 <i>Naucrates ductor</i>											X	
207 <i>Seriola zonata</i>											X	
208 <i>S. lalandi</i>											X	
209 <i>Elagatis bipinnulatus</i>											X	
210 <i>Decapterus punctatus</i>											X	
211 <i>D. macarellus</i>											X	
212 <i>Trachurus trachurus</i>											X	
213 <i>Trachurops crumenophthalmus</i>											X	
214 <i>Caranx hippos</i>											X	
215 <i>C. crysos</i>											X	
216 <i>Alectis ciliaris</i>											X	
217 <i>Vomer setipinnis</i>											X	
218 <i>Selene vomer</i>											X	
219 <i>Chloroseombrus chrysurus</i>											X	
220 <i>Trachinotus falcatus</i>											X	
221 <i>T. argenteus</i>											X	
222 <i>T. carolinus</i>											X	
223 <i>Pomatomus saltatrix</i>									X		X	
224 <i>Rachycentron canadum</i>									X		X	
225 <i>Coryphaena hippurus</i>											X	
226 <i>C. equisetis</i>											X	
227 <i>Palinurichthys perciformis</i>											X	
228 <i>Rhombus paru</i>											X	
229 <i>R. triacanthus</i>											X	
230 <i>Pomoxis annularis</i>	X											
231 <i>P. sparoides</i>	X	X										
232 <i>Acantharchus pomotis</i> ¹												
233 <i>Ambloplites rupestris</i> ²	X	X	X		X	X				X		
234 <i>Chaenobryttus gulosus</i>	X											
235 <i>Enneacanthus obesus</i> ¹												
236 <i>E. gloriosus</i> ³												
237 <i>Apomotis cyanellus</i>	X	X										
238 <i>Lepomis auritus</i>									X			
239 <i>L. pallidus</i>	X	X				X						
240 <i>Eupomotis gibbosus</i> ⁴	X	X	X	X	X	X	X	X	X	X		
241 <i>Micropterus dolomieu</i> ⁵	X	X	X	X	X	X	X	X	X	X		
242 <i>M. salmoides</i> ⁶	X	X	X	X	X	X	X	X	X	X		
243 <i>Stizostedion vitreum</i>	X	X	X		X	X	X	X				
244 <i>S. canadense</i>	X	X	X		X							
245 <i>S. canadense griseum</i>	X	X										
246 <i>Perca flavescens</i> ⁷	X	X	X	X	X	X	X	X	X	X		
247 <i>Percina caprodes</i>			X		X	X						
248 <i>P. caprodes zebra</i>	X		X									
249 <i>Hadropterus aspro</i>	X											
250 <i>Cottogaster copelandi</i>	X				X							
251 <i>C. cheneyi</i>			X									

¹ Recorded in the Hackensack.² Introduced into the Passaic and Long Island waters.³ Recorded from Long pond, Hudson Highlands.⁴ Recorded also from the Walkill, Passaic and Hackensack.⁵ Introduced into the Passaic.⁶ Recorded from the Walkill, Passaic and Bronx.⁷ Recorded from the Passaic and Hackensack.

Recorded distribution of New York fishes (continued)

	Great lakes	Interior lakes	St Lawrence	Adirondacks	Lake Champlain	Ohio basin	Susquehanna basin	Delaware basin	Hudson basin	Long Island streams	Marine	Anadromous
252	<i>Diplesion blenniodes</i>	x										
253	<i>Boleosoma nigrum</i>	x										
254	<i>B. nigrum olmstedii</i>	x	x		x					x		
255	<i>Etheostoma coeruleum</i>	x				x						
255½	<i>E. boreale</i>	x		x								
256	<i>E. flabellare</i> ²	x	x	x		x						
257	<i>Boleichthys fusiformis</i>	x										
258	<i>B. fusiformis eos</i>	x										
259	<i>Roccus chrysops</i> ³	x				x						
260	<i>R. lineatus</i>			x			x	x				x
261	<i>Morone americana</i>								x	x		x
262	<i>Polyprion americanus</i>										x	
263	<i>Epinephelus niveatus</i>										x	
264	<i>Centropristes striatus</i>										x	
265	<i>Dules auriga</i>										x	
266	<i>Rypticus bistrispinus</i>										x	
267	<i>Lobotes surinamensis</i>										x	
268	<i>Priacanthus arenatus</i>										x	
269	<i>Pseudopriacanthus altus</i>										x	
270	<i>Neomaenis griseus</i>										x	
271	<i>N. blackfordi</i>										x	
272	<i>Orthopristis chrysopterus</i>										x	
273	<i>Stenotomus chrysops</i>										x	
274	<i>Lagodon rhomboides</i>										x	
275	<i>Archosargus probatocephalus</i>										x	
276	<i>Eucinostomus gula</i>										x	
277	<i>Kyphosus sectatrix</i>										x	
278	<i>Cynoscion regalis</i>										x	
279	<i>C. nebulosus</i>										x	
280	<i>Larimus fasciatus</i>										x	
281	<i>Bairdiella chrysura</i>										x	
282	<i>Sciaenops ocellatus</i>										x	
283	<i>Leiostomus xanthurus</i>										x	
284	<i>Micropogon undulatus</i>										x	
285	<i>Menticirrhus saxatilis</i>										x	
286	<i>Pogonias cromis</i>										x	
287	<i>Aplodinotus grunniens</i>	x			x							
288	<i>Tautoglabrus adspersus</i>										x	
289	<i>Tautoga onitis</i>										x	
290	<i>Zenopsis ocellatus</i>										x	
291	<i>Chaetodipterus faber</i>										x	
292	<i>Chaetodon ocellatus</i>										x	
293	<i>Tenthis hepatus</i>										x	
294	<i>Balistes carolinensis</i>										x	
295	<i>B. vetula</i>										x	
296	<i>Monacanthus hispidus</i>										x	
297	<i>Alutera schoepfii</i>										x	
298	<i>Lactophrys trigonus</i>										x	
299	<i>Lagocephalus laevigatus</i>										x	
300	<i>Spheroides maculatus</i>										x	
301	<i>S. testudineus</i>										x	

¹ Recorded from the Passaic, Hackensack and Bronx.² Recorded from the Hackensack.
Introduced into Greenwood lake.

Recorded distribution of New York fishes (continued)

	Great lakes	Interior lakes	St Lawrence	Adirondacks	Lake Champlain	Ohio basin	Susquehanna basin	Delaware basin	Hudson basin	Long Island streams	Marine ¹	Anadromous
302 <i>S. trichocephalus</i>											X	
303 <i>T. trichodiodon pilosus</i>											X	
304 <i>Chilomycterus schoepfii</i>											X	
305 <i>C. fuliginosus</i>											X	
306 <i>Mola mola</i>											X	
307 <i>Sebastes marinus</i>											X	
308 <i>Helicolenus dactylopterus</i>											X	
309 <i>Cottus icталops</i>	X		X			X						
310 <i>Uranidea gracilis</i> ¹		X	X	X	X							
311 <i>U. formosa</i>						X						
312 <i>Myoxocephalus aeneus</i>											X	
313 <i>M. octodecim-spinosus</i>											X	
314 <i>M. groenlandicus</i>											X	
315 <i>Triglopsis thompsoni</i>	X											
316 <i>Hemitripterus americanus</i>											X	
317 <i>Aspidophoroides monoptyerygius</i>											X	
318 <i>Cyclopterus lumpus</i>											X	
319 <i>Neoliparis atlanticus</i>											X	
320 <i>Liparis liparis</i>											X	
321 <i>Gobiosoma bosci</i>											X	
322 <i>Astroscopus guttatus</i>											X	
323 <i>Opsanus tau</i>											X	
324 <i>Blennius fucorum</i>											X	
325 <i>Chasmodes bosquianus</i>											X	
326 <i>Pholis gunnellus</i>											X	
327 <i>Ulvaria subbifurcata</i>											X	
328 <i>Stichæus punctatus</i>											X	
329 <i>Lumpenus lampetraeformis</i>											X	
330 <i>Cryptacanthodes maculatus</i>											X	
331 <i>Anarhichas lupus</i>											X	
332 <i>Zoarces anguillaris</i>											X	
333 <i>Rissola marginata</i>											X	
334 <i>Prionotus carolinus</i>											X	
335 <i>P. strigatus</i>											X	
336 <i>P. tribulus</i>											X	
337 <i>Trigla cuculus</i>											X	
338 <i>Cephalacanthus volitans</i>											X	
339 <i>Ecbeneis naucrates</i>											X	
340 <i>E. naucrateoides</i>											X	
341 <i>Remora remora</i>											X	
342 <i>R. brachyptera</i>											X	
343 <i>Rhombochirus osteochir</i>											X	
344 <i>Merlucius bilinearis</i>											X	
345 <i>Pollachius virens</i>											X	
346 <i>Microgadus tomcod</i>									X		X	
347 <i>Gadus morhua</i>											X	
348 <i>Melanogrammus aeglefinus</i>											X	
349 <i>Lota maculosa</i>	X	X	X		X							
350 <i>Urophycis regius</i>											X	
351 <i>U. tenuis</i>											X	
352 <i>U. chuss</i>											X	
353 <i>Gaidropsarus argentatus</i>											X	
354 <i>G. ensis</i>											X	

¹Recorded also in the Hackensack and Passaic.

Recorded distribution of New York fishes (concluded)

	Great lakes	Interior lakes	St Lawrence	Adirondacks	Lake Champlain	Ohio basin	Susquehanna basin	Delaware basin	Hudson basin	Long Island streams	Marine	Anadromous
355 <i>Rhinonemus cimbricus</i>	X	..
356 <i>Brosmius brosme</i>	X	..
357 <i>Coelorhynchus carminatus</i>	X	..
358 <i>Hippoglossus hippoglossus</i>	X	..
359 <i>Hippoglossoides platessoides</i>	X	..
360 <i>Paralichthys dentatus</i>	X	..
361 <i>P. lethostigma</i>	X	..
362 <i>P. oblongus</i>	X	..
363 <i>Lophopsetta maculata</i>	X	..
364 <i>Etropus microstomus</i>	X	..
365 <i>Limanda ferruginea</i>	X	..
366 <i>Pseudopleuronectes americanus</i>	X	..
367 <i>Platophrys ocellatus</i>	X	..
368 <i>Achirus fasciatus</i> ¹	X	X	..	X	X
369 <i>Lophius piscatorius</i>	X	..
370 <i>Pterophryne histrio</i>	X	..
371 <i>Ogeocephalus vespertilio</i>	X	..

¹ Recorded also from the Hackensack.

INDEX

- Abramis**, 132-34
 americanus, 132
 chrysoleucas roseus, 134
 crysoleucas, 132-34
 Smithii, *see* *Cyprinus (Abramis?) Smithii*
 versicolor, 132
- Acadian bullhead**, 646
- Acantharchus**, 464-66
 pomotis, 464-66
- Acanthias americanus**, 43
 vulgaris, 43
- Acanthocottus**, 639-44
 aeneus, 639
 anceps, *see* *Cottus (Acanthocottus) anceps*
 groenlandicus, 643
 octodecimspinosus, 641
 variabilis, 643
 virginianus, 641
- Acanthopteri**, 351-608
- Acanthosoma carinatum**, 629
- Acanthurus chirurgus**, 607
 nigricans, 607
 phlebotomus, 607
- Acara aya**, 554
- Achigan**, 487
- Achirus**, 731-33
 fasciatus, 732-33
 lineatus, 732
 mollis, 732
- Acipenser**, 63-69
 brevirostris, 68
 brevirostrum, 68-69
 maculosus, 66
 oxyrinchus, 64
 rubicundus, 66-67
 sturio, 63-65
 var. oxyrrhynchus, 64
- Acipenseridae**, 63-69
- Aelurichthys marinus**, 77
- Agonidae**, 647-49
- Agoninae**, 647-49
- Albula**, 181-83
 conorhynchus, 182
 erythrocheilos, 182
 Parrae, 182
 vulpes, 182-83
- Albulidae**, 181-83
- Alburnellus amoenus**, 150
 rubrifrons, 149, 150
- Alburnops blennius**, 138
 heterodon, 137
- Alburnus rubellus**, 147
 rubrifrons, 149
- Aleby trout**, 702
- Alectis**, 431-33
 ciliaris, 432-33
 crinitus, 432
- Alewife**, 5, 199-201, 441
 river, 192
- Alligator**, 71
- Alligator gar**, 71
- Alopecias vulpes**, 33
- Alopias**, 32-34
 vulpes, 33-34
- Alopiidae**, 32-34
- Alosa**, 203-8
 alosa, 204
 chrysochloris, 195
 cyanonoton, 202
 lineata, 197
 mattowaca, 197
 menhaden, 211
 praestabilis, 204
 sapidissima, 204-8
 teres, 189
 tyrannus, 199
- Alutera**, 613-15
 schoepffii, 613
 schoepffii, 613-15
- Aluteres cuspicauda**, 613
- Alvordius**, 507-9
 aspro, 507
- Amber fish**, 416-18
- Amber jack**, 418

- Amblodon grunniens*, 590
neglectus, 590
Ambloplites, 466-70
rupestris, 467-70
Ameiurus, 81-90
catus, 85-86
lacustris, 81-83
melas, 90
natalis, 84
nebulosus, 85, 87-89
marmoratus, 89
vulgaris, 84-85
 American angler, 735
 American cod, 699
 American codling, 706
 American hake, 692
 American shad, 204
 American sole, 732-33
Amia, 73-76
calva, 74-76
occidentalis, 74
 Amiidae, 73-76
Amiurus albidus, 86
borealis, 81
catus, 87
cauda-furcatus, 80
dekayi, 84
marmoratus, 87, 89
natalis, 84
nigricans, 82
ponderosus, 82
pullus, 90
vulgaris, 84
Ammocoetes branchialis, 16
concolor, 14
niger, 16
unicolor, 13
Ammodytes, 375-77
americanus, 376-77
vittatus, 376
 Ammodytidae, 375-77
 Ammodytoidei, 375-77
Amphiodon alosoides, 185
 ?*Amphiprion americanus*, 532
 Anacanthini, 691-714
 Anarhichadidae, 672-74
Anarhichas, 672-74
lupus, 673-74
vomerinus, 673
Anchovies, 213-19, 359
 banded, 217-18
 silvery, 216-17
 striped, 214-15
 Angel fish, 45-46, 57, 602-4
 Angel sharks, 45-46
 Angler, 734-35
 American, 735
 marbled, 737
Anguilla, 169-74
 blephura, 170
 bostoniensis, 170
 chrysypa, 170
 chrysypa, 170-74
 conger, 175
 macrocephala, 170
 oceanica, 175
 rostrata, 170
 tenuirostris, 170
 tyrannus, 170
 vulgaris, 170
 Anguillidae, 169-74
 Antennariidae, 735-37
Antennarius histrio, 736
Apeltes, 342-44
quadracus, 342-44
 Aphredoderidae, 352-54
Aphredoderus, 352-54
gibbosus, 353
sayanus, 353-54
Aplodinotus, 590-92
grunniens, 590-92
 Apodes, 169-77
Apomotis, 475-77
cyanellus, 475-77
Aprionodon, 28-29
isodon, 28-29
punctatus, 28
Archosargus, 561, 562-65, 563-65
probatoccephalus, 563-65
 Argentinidae, 282-85
 Argyreiose, hairfinned, 436
Argyreiosus capillaris, 435
setipinnis, 433
 vomer, 435
Argyreus atronasus, 154
nasutus, 152
Argyriosus vomer, 435

- Argyrosomus**, 230-41
 artedi, 233-35, 241
 hoi, 235-37, 237, 241
 osmeriformis, 230-33, 241
 prognathus, 237-38, 241
 tullibee, 238-41
Argyrotaenia vittata, 376
Arius equestris, 78
 felis, 78
 milberti, 78
Aspidophoroides, 647-49
 monopterygius, 648-49
Aspidophorus monopterygius, 648
Asterospondyli, 17-43
Astroscopus, 658-60
 anoplus, 658
 guttatus, 658-60
Atherina brownii, 214
 menidia, 357
 mordax, 282
 notata, 357
 viridescens, 357
Atherinichthys gracilis, 355
 menidia, 357
 notata, 357
Atherinidae, 354-62
Atherinopsis notatus, 357
Atlantic salmon, 244-48
Autumnal herring, 197
Auxis, 383-85
 rochei, 384
 thazard, 384-85
 vulgaris, 384
Aya, 9, 554

Bachelor, 460
Bachforelle, 255
Baione fontinalis, 272
Bairdiella, 576-78
 chrysur, 576-78
Bait-stealer, 595
Balaos, 323-27
Balistes, 608-11
 aurantiacus, 613
 broccus, 611
 capricus, 608
 carolinensis, 608-10
 cuspicauda, 613
 fuliginosus, 608
 hispidus, 611
 Balistes (continued)
 schoepfi, 613
 vetula, 610-11
Balistidae, 608-11
Balloonfish, spot-striped, 628
 unspotted, 628-29
Banana fish, 182-83
Banded anchovy, 217-18
Banded blenny, 644-65
Banded dace, 146
Banded drum, 589
Banded Ehippus, 603
Banded garfish, 318
Banded gurnard, 680
Banded larimus, 575
Banded mummichog, 309
Banded pickerel, 292-94
Banded pilot, 415
Banded rudder fish, 414-16, 428-29
Banded sucker, 104
Banded sunfish, 471-73
Bank lake bass, 462
Barfish, 463
Barndoor skate, 50-51
Barracuda, 368-73
 long, 369-70
 northern, 371-73
Barred killifish, 311, 312
Barred maskalonge, 304-7
Basking shark, 41-43
Bass, bank lake, 462
 bayou, 491
 big, 487
 big-fin, 462
 black, 537
 brown, 487
 calico, 462-64
 channel, 578-80
 dark, 487
 gold, 487
 grass, 462, 463
 green, 491
 hog, 488
 lake, 462, 468, 487
 Lake Erie, 462, 463
 large-mouthed black, 490-93
 little, 488
 minny, 487
 moss, 491
 Oswego, 491, 492

Bass (*continued*)

- Otsego, 225
- river, 491
- rock, 467-70, 537
- ruddy, 529
- sea, 522-42
- silver, 185, 462, 523
- small mouthed black, 486-90
- spotted, 487, 580
- stone, 532
- strawberry, 462-64
- streaked, 525
- striped, 523, 524-27
- striped sea, 525
- white, 522-23
- yellow, 487
- Bass fry, 309
- Bass killy, 307-9
- Bass mummy, 309
- Bass sunfish, 466
- Basse, striped, 525
- Bat fishes, 737-38
- Batoidei, 46-60
- Batrachoididae, 660-62
- Batrachus celatus, 661
 - tau, 661
- Bayou bass, 491
- Bellows fish, 734-35
- Belone caribbaea, 322
 - crassa, 319
 - gerania, 319
 - jonesi, 322
 - latimana, 322
 - melanochira, 319
 - raphidoma, 319
 - truncata, 317
- Bengal, 595
- Bergall, 593-96
 - spotted, 596
- Bermuda chub, 568-69
- Bermuda whiting, 586
- Berycoidei, 377-79
- Bessy corka, 610-11
- Bigeye, 544-45
 - short, 546-47
- Big-eyed herring, 199
- Big-eyed scad, 426-27
- Big-fin bass, 462
- Big-mouthed cat, 86
- Billed eel, 318, 348
- Billfish, 61, 70-72, 317-19, 349, 405-7
- Bitter head, 463
- Black bass, 537
 - large-mouthed, 490-93
 - small-mouthed, 486-90
- Black bullhead, 90
- Black croppie, 463
- Black drum, 589
- Black grunt, 543
- Black lamprey, small, 16-17
- Black mullet, 586
- Black-nosed dace, 5, 154-56
- Black-nosed sucker, 108
- Black perch, 488, 529, 537
- Black pilot, 454-55
- Black pollack, 694
- Black salmon, 267
- Black sea bass, 537
- Black-sided darter, 507-9
- Black sucker, 104
- Black will, 537
- Blackfin whitefish, 228
- Blackfish, 536-39, 597-99
- Blackharry, 537
- Blackhead minnow, 118-19
- Blennies, 662-65
 - banded, 664-65
 - eel, 670-71
 - seaweed, 663-64
 - snake, 671
 - spotted, 668-69
- Blenniidae, 662-65
- Blennioidei, 662-74
- Blennius, 662-64
 - anguillaris, 674
 - bosquianus, 664
 - chuss, 707
 - ciliatus, 674
 - fucorum, 663-64
 - gunnellus, 665
 - labrosus, 674
 - lampetraeformis, 670
 - oceanicus, 663
 - pholis, 664
 - punctatus, 668
 - regius, 704
 - serpentinus, 670
- Blenny darter, 508
- Blennylike fishes, 662-74
- Blepharichthys crinitus, 432

- Blepharis crinitus, 432
 Bloater, 237-38
 Blob, 635-37
 Bloody stickleback, 343
 Blower, 621
 Blowfish, 622-24
 hairy, 624
 Blue bream, 482
 Blue cat, 80
 great, 82
 Blue darter, 517-18
 Blue herring, 195-96
 Blue Johnny, 518
 Blue perch, 595
 Blue pike, 303, 494, 497
 Blue shark, 39
 great, 25
 Blue snapper, 446
 Blue-spotted sunfish, 473-75, 477
 Blue-striped trigger fish, 610-11
 Blue sunfish, 480-82
 Blueback, 202-3
 Bluefin, 228
 Bluefish, 445-48, 537, 571, 595
 Bluegill, 480-82
 Blunt jaw, 117
 Blunt-nosed minnow, 120-21
 Blunt-nosed shiner, 434
 Bodianus argyroleucus, 576
 aya, 554
 bistrispinus, 541
 costatus, 583
 flavescens, 500
 rufus, 528
 rupestris, 467
 triurus, 542
 Boleichthys, 520-21
 eos, 521
 fusiformis, 520-21
 eos, 521
 Boleosoma, 513-16
 fusiformis, 520
 maculatum, 513
 nigrum, 513-14
 olmstedii, 514-16
 olmstedii, 514
 tesselatum, 509, 514
 Bone fish, 182-83
 Bone shark, 43
 Bonito, 393-95
 oceanic, 386-88
 Bonnet skate, 48
 Bonnethead, 30-31
 Bony fishes, 76-212
 Bony gar, 71
 Bony pike, 71
 Bony-scaled pike, 6
 Bony sturgeon, 66
 Bothrolaemus, 439
 pampanus, 443
 Bothus, 723
 maculatus, 723
 Bowfins, 73-76
 Boxfish, spiny, 626-28
 Brail, 719
 Branch herring, 199-201
 Branded drum, 580
 Brassy sculpin, 639-41
 Brazen bullhead, 640
 Bream, 133, 484
 blue, 482
 copper-nosed, 482
 salt water, 562
 Brevoortia, 211-13
 tyrannus, 211-13
 Bridge perch, 460, 487
 Bridled minnow, 135-36
 Brier ray, 49-50
 Bristly dory, 434
 Broad shiner, cryptous, 458
 Brochet, 299
 Bronze backer, 488
 Brook lamprey, 16
 Brook minnow, 154-56
 Brook silversides, 361-62
 Brook stickleback, 335-37
 Brook sucker, 101
 Brook trout, 6, 255, 272-75
 Brosme, 711-12
 brosme, 711-12
 Brosmius brosmie, 711
 flavescens, 711
 vulgaris?, 711
 Brotula, 676
 Brown bass, 487
 Brown catfish, 90
 Brown tomcod, 696
 Brown trout, 254-57, 488

- Bryttus fasciatus, 471
 gloriosus, 473
 longulus, 475
 Buffalo fish, 71
 Bugfish, 212
 Bullhead, 87-89, 636, 642
 Acadian, 646
 black, 90
 brazen, 640
 smooth browed, 640
 Bullhead shark, little, 46
 Bullpout, 87
 Bumper, 437-38
 Bunker, 212
 Burbot, 701-4
 Burfish, 626-29
 Burn stickle, 341
 Butirinus vulpes, 182
 Butter chub, 163
 Butterfish, 444, 457-59, 665-66
 humpbacked, 434
 Butterfly fishes, 604-6, 678
 Butterfly ray, 56-57
- Calico bass, 462-64
 Calico flounder, 733
 Calico sole, 732
 Calliurus formosus, 475
 longulus, 475
 Campbellite, 460
 Campostoma, 112-14
 anomalum, 113-14
 dubium, 113
 Cantharus nigromaculatus, 462
 Capelin, 359
 Capriscus, 608-10
 Carangidae, 410-44
 Carangus hippos, 428
 Caranx, 427-31
 carangus, 428
 chrysos, 430
 chrysus, 430
 crumenophthalmus, 426
 crysos, 430-31
 defensor, 428
 hippos, 428-29
 hippus, 428
 macarellus, 423
 pisquetus, 430
 punctatus, 421
- Caranx (*continued*)
 spotted, 422
 sutor, 432
 trachurus, 425
 yellow, 429
 Carassius, 164-66
 auratus, 164-66
 Carcharias, 34-37
 americanus, 34
 atwoodi, 40
 caeruleus, 26
 glaucus, 25
 (Prionodon) glaucus, 25
 isodon, 28
 (Aprionodon) isodon, 28
 littoralis, 34-37
 (Prionodon) milberti, 26
 obscurus, 25
 (Prionodon) obscurus, 25
 punctatus, 28
 terrae-novae, 29
 (Scoliodon) terrae-novae, 29
 vulpes, 33
 Carcharidae, 34-37
 Carcharinus, 25-28
 glaucus, 25
 milberti, 26-28
 obscurus, 25-26
 Carcharodon, 40-41
 carcharias, 40-41
 Cardonniera, 634
 Carp, 112-69
 golden, 165
 lake, 98
 leather, 168
 mirror, 167
 scale, 167
 Carpe blanche, 101
 Carpiodes, 97-98
 thompsoni, 98
 Carplike fishes, 97-169
 Casabe, 437-38
 Catalufas, 544-77
 Catfishes, 76-97
 big-mouthed, 86
 blue, 80
 brown, 90
 channel, 80-81, 85-86
 chubby, 84
 common, 87

- Catfishes (*continued*)**
 flannel-mouth, 82
 Florida, 82
 great blue, 82
 great fork-tailed, 82
 lake, 81-83
 long-jawed, 84-85
 marbled, 89
 Mississippi, 82
 mud, 82
 Schuylkill, 86
 sea, 77-78, 78-79
 silver, 80
 spoonbill, 61-63
 spotted, 80-81
 stone cat, 91-92, 93-94
 white, 80, 85-86
 yellow, 84
- Catnotus fasciatus**, 518
flabellatus, 518
- Catostomidae**, 97-112
- Catostomus**, 99-104
 anisurus, 109
 aureolus, 110
 carpio, 109
 catostomus, 99-101
 commersoni, 101
 commersonii, 101-3
 communis, 101
 cyprinus, 98
 duquesnii, 110
 fasciatus, 108
 hudsonius, 99
 longirostris, 99
 melanops, 108
 nanomyzon, 99
 nigricans, 103-4
 oneida, 110
 pallidus, 101
 sucetta, 105
 teres, 101
 tuberculatus, 105
- Cavalla**, 401
- Cayuga lake shad**, 200
- Cayuga lake sticklebacks**, 337
- Centrarchidae**, 459-93
- Centrarchus aeneus**, 467
 gulosus, 470
 hexacanthus, 462
 pomotis, 464
 viridis, 470
- Centrolophidae**, 454-55
- Centronotus gunnellus**, 665
 spinosus, 449
- Centropristes**, 535-39
 atrarius, 536
 nigricans, 536
 striatus, 536-39
- Cephalacanthidae**, 683-85
- Cephalacanthus**, 683-85
 spinarella, 684
 volitans, 684-85
- Cephalus brevis**, 629
- Ceratacanthus**, 613-15
- Ceraticthys biguttatus**, 159
 cataractae, 152
 dissimilis, 157
 lucens, 158
 micropogon, 159
 plumbeus, 161
 prosthemiis, 161
- Cernier**, 532
- Cero**, 398-400
 spotted, 400
- Cetorhinidae**, 41-43
- Cetorhinus**, 41-43
 maximus, 42-43
- Chaenobrytus**, 470-71
 antistius, 470
 gulosus, 470-71
- Chaetodipterus**, 601-4
 faber, 602-4
- Chaetodon**, 604-6
 alepidotus, 456
 bimaculatus, 604
 faber, 602
 maculocinctus, 605
 ocellatus, 604-6
 oviformis, 602
 sheepshead, 603
- Chaetodontidae**, 604-6
- Chaetodontops**, 604-6
- Chain pickerel**, 6, 296-98
- Channel bass**, 578-80
- Channel cat**, 80-81, 85-86
- Chasmodes**, 664-65
 boscianus, 664
 bosquianus, 664-65
- Chatoëssus cepedianus**, 187
 ellipticus, 187
 signifer, 209

- Checouts, 571
 Cheilichthys, 622-24
 Chelidonichthys, 682-83
 Chickwick, 571
 Chilomycterus, 626-29
 fuliginosus, 628-29
 geometricus, 626, 629
 subsp. (?) fuliginosus, 628
 schoepfi, 626-28
 Chinook salmon, 241-44
 Chinquapin perch, 460, 463
 Chironectes laevigatus, 736
 Chiostoma beryllinum, 356
 notatum, 357
 sicculum, 361
 vagrans, 359
 Chivey, 221
 Chivin, 122-23
 Chloroscombrus, 436-38
 caribbaeus, 437
 chrysurus, 437-38
 Chog-mummy, 310
 Chogset, 593-96
 Chondrostei, 63-69
 Chonerhinidae, 618
 Chorinemus occidentalis, 410
 Chrosomus, 114-16
 erythrogaster, 114-16
 Chub, 123-26, 163, 491, 582, 598
 Bermuda, 568-69
 butter, 163
 day, 163
 horned, 159-60
 Indian, 160
 lake, 161-62
 nigger, 160, 162-64
 river, 159-60
 salt-water, 598
 silver, 122-23
 Chub eel, 702
 Chub mackerel, 381-83
 Chub sucker, 105-7
 northern, 106
 Chubby cat, 84
 Cichla aenea, 467
 Cigar fish, 287
 Ciliata argentata, 708
 Circharra, 427
 Cirrimens, 584
 Cisco, 180, 233-35, 241
 mooneye, 235-37
 Citharichthys, 724
 microstomus, 725
 Clear-nosed skate, 49-50
 Clinostomus, 128-29
 margarita, 130
 Clinus punctatus, 668
 Cliola analostana, 144
 hudsonia, 140
 procne, 139
 storeriana, 142, 158
 whipplei, 144
 Clupea, 192-94
 aestivalis, 202
 alosa, 204
 chrysochloris, 195
 coerulea, 192
 cyanonoton, 9
 elongata, 192
 halec, 192
 harengus, 192-94
 heterurus, 187
 hudsonia, 140
 mattowaca, 197
 mediocris, 197
 menhaden, 211
 pseudoharengus, 199
 pusilla, 192
 sadina, 190-91
 sapidissima, 204
 tyrannus, 211
 vernalis, 199
 virescens, 197
 vittata, 214
 Clupeidae, 188-219
 Coachman, 539-40
 Coalfish, 694
 Cobbler, 310
 Cobblerfish, 432-33
 Cobia, 449-50
 Cobitis heteroclitia, 309
 majalis, 307
 Cock-paddle, 651
 Cod, 698-99
 American, 699
 common, 699
 fresh-water, 702
 rock, 699
 Codfishes, 693-712

- Codling, 706, 707
 American, 706
 spotted, 704-5
 Coeloccephalus, 712
 Coelorhynchus, 712-14
 carminatus, 713-14
 Conger eels, 174-77
 Conger niger, 175
 occidentalis, 175
 vulgaris, 175
 Copelandia, 471
 Copeland's darter, 509-10
 Copper-nosed bream, 482
 Coregonus, 220-30
 albus, 224
 artedi, 233
 clupeiformis, 224-30, 233, 240
 harengus, 233
 hoi, 230, 236
 labradoricus, 9, 224
 latior, 224
 novae angliae, 221
 osmeriformis, 230
 prognathus, 237
 quadrilateralis, 221-24, 240
 sapidissimus, 224
 tullibee, 239
 Cornet fishes, 344-46
 Corvina argyroleuca, 576
 ocellata, 578
 oscula, 590
 Coryphaena, 450-54
 equisetis, 452-54
 globiceps, 451
 hippuris, 451
 hippurus, 451-52
 perciformis, 454
 punctulata, 452
 sueuri, 451
 sueurii, 451
 Coryphaenidae, 450-54
 Cottidae, 635-47
 Cottinae, 635-47
 Cottogaster, 509-11
 cheneyi, 510-11
 copelandi, 509-10
 putnami, 509, 510
 Cottus, 635-37
 aeneus, 639
 (Acanthocottus) anceps, 639
 Cottus (*continued*)
 Bairdii, 635
 formosus, 638
 gracilis, 637
 groenlandicus, 642
 hispidus, 646
 ictalops, 635-37
 bairdi, 636
 mitchilli, 639
 monopterygius, 648
 octodecimspinosus, 641
 Richardsoni, 635
 scorpio, 639
 scorpius groenlandicus, 643
 virginianus, 641
 Couchia argentata, 708
 Couesius, 160-62
 dissimilis, 161
 plumbeus, 161-62
 prothemius, 161
 Cover, 732
 Cover clip, 732
 Cow-nosed ray, 59-60
 Crab-eater, 449-50
 Cramp fish, 51-52
 Cranberry, mountain, 85
 Craniomi, 676-85
 Crappie, 459-62
 Crawl-a-bottom, 104, 505
 Creek chub, 125
 Creek fish, 106-7
 Crevalles, 410-44
 Cristivomer, 266-71
 namaycush, 266-71
 Croakers, 569-92
 Crocus, 591
 Croppie, black, 463
 lake, 463
 timber, 460
 white, 460
 Cryptacanthodes, 671-72
 maculatus, 671-72
 Cryptacanthodidae, 671-72
 Cryptous broad shiner, 458
 Ctenolabrus, 593
 adspersus, 593
 burgall, 593
 ceruleus, 593
 chogset, 593
 uninotatus, 593

- Cuckold, 616-17
 Cuckoo fish, 678
 Cucumberfish, 626-28
 Cunner, 593-96
 Cusk, 711-12
 lake, 702
 little, 676
 Cut-lips, 162-64
 Cutlas fishes, 402-3
 Cybium caballa, 400
 cavalla, 400
 maculatum, 396
 regale, 398
 Cyclichthys, 626-29
 Cycloganoidea, 73-76
 Cyclopteridae, 649-52
 Cyclopterinae, 649-52
 Cyclopterus, 649-52
 coeruleus, 649
 liparis, 654
 lumpus, 649-52
 Cyclospindyl, 43-46
 Cylindrosteus, 72
 Cynoperca, 498-99
 Cynoscion, 569-74
 maculatum, 573
 nebulosus, 573-74
 regale, 570
 regalis, 570-73
 Cyprinella whipplii, 143
 Cyprinidae, 112-69
 Cyprinodon, 315-17
 parvus, 314
 variegatus, 315-17
 Cyprinus, 166-69
 atromaculatus, 123
 atronasus, 154
 auratus, 164
 bullaris, 122
 carpio, 167-69
 catostomus, 99
 commersonii, 101
 cornutus, 145
 corporalis, 122
 crysoleucas, 132
 hemiplus, 132
 idus, 131
 maxillingua, 162
 megalops, 145
 oblongus, 106
- Cyprinus (*continued*)
 (Abramis?) Smithii, 184
 sucetta, 105
 teres, 101
 tinca, 126
 vittatus, 154
 Cypselurus, 331-35
 furcatus, 333
- Dab**, rusty, 727
 sand, 717, 726-27
Dace, 122-23, 146
 banded, 146
 black-nosed, 5, 154-56
 horned, 123-26, 160
 long-nosed, 152-54
 mud, 288
 red-bellied, 114-16
Dactylopterus volitans, 684
Daddy sculpin, 642-44
Dark bass, 487
Darter, black-sided, 507-9
 blenny, 508
 blue, 517-18
 Copeland's, 509-10
 fantail, 518-20
 greensided, 512-13
 Johnny, 513-14
 manitou, 506-7
 rainbow, 517-18
 tessellated, 514-16
Dasibatis hastata, 54
Dasibatus centrura, 53
Dasyatidae, 53-57
Dasyatis, 53-56
 centrura, 53-54
 hastata, 54-55
 say, 55-56
Dasybatis sayi, 55
Day chub, 163
Daylight, 724
Decapterus, 420-24
 macarellus, 423-24
 punctatus, 421-22
Deep water sculpin, 646
Diodon carinatus, 629
 fuliginosus, 628
 hairy, 625
 hystrix, 626
 maculostriatus, 626

- Diodon* (*continued*)
nigrolineatus, 626
pilosus, 625
rivulatus, 626
schoepfi, 626
Diodontidae, 624-29
Dipleston, 511-13
blennioides, 512-13
Diplodus argyrops, 558
probatocephalus, 563
rhomboides, 561
Dipterodon chrysurus, 576
Discocephali, 686-90
Distribution of New York fishes,
739-46
Doctor fish, 607
Dog shark, 23
Dogfishes, 43-45, 75, 288-89, 702
horned, 44
smooth, 23
spined, 43-45
Doliiodon, 439
Dollardee, 482
Dollarfish, 434, 458
Dolphin, 450-54
common, 451-52
small, 452-54
Doré, 495
Dorosoma, 186-88
cepedianum, 187-88
notata, 187
Dorosomidae, 186-88
Dory, bristly, 434
hair-finned, 436
rostrated, 436
spinous, 439
Dotted scad, 422
Drum, 98, 587-90, 591
banded, 589
big, 589
black, 589
fresh-water, 590-92
red, 589
young, 589
Drummer, 571
Duck-billed cat, 61
Dules, 539-40
auriga, 539-40
Dusky shark, 25-26
Dwarf salmon, 246
Eagle rays, 57-60
Eastern pickerel, 297
Écaille, grande, 177-79
Echeneididae, 686-90
Echeneis, 686-88
albicauda, 686
albicauda, 686
brachyptera, 689
holbrookii, 687
naucratoroides, 687-88
naucrator, 686-87
neucrator, 686
osteoichir, 690
quatuordecimlaminatus, 689
remora, 688
Eel blenny, 670-71
Eelpouts, 674, 702
Eels, 169-77
billed, 318, 348
chub, 702
conger, 174-77
lamprey, 11-13, 67
rock, 665-71
sand, 376-77
sea, 175-77
true, 169-74
Eggfish, 621
Elacate atlantica, 449
Canada, 449
nigra, 449
Elagatis, 418-20
bipinnulatus, 419-20
pinnulatus, 419
Electric ray, 51-52
Elephant shark, 42-43
Ellwhop, 199
Ellwife, 199
Elopidae, 177-80
Elops, 179-80
inermis, 179
saurus, 179-80
Emerald minnow, 147-49
Emphyceus, 705-8
Enchelycephali, 169-77
Enchelyopus, 710-11
cimbrius, 710-11
Engraulididae, 213-19
Engraulis argyrophanus, 216
brownii, 214
mitchilli, 218

Engraulis (continued)

- perfasciatus*, 217
- vittata*, 214
- vittatus*, 219
- Enneacanthus*, 471-75
 - eriarchus*, 473
 - gloriosus*, 473-75
 - obesus*, 471-73
 - simulans*, 473
- Ephippidae, 601-4
- Ephippus, 602
 - banded*, 603
 - faber*, 602
 - gigas*, 602
- Epinephelus, 533-35
 - niveatus*, 533-35
- Erimystax, 157-58
- Erimyzon, 104-7
 - goodei*, 105
 - sucetta*, 105-6
 - oblongus*, 106-7
- Esocidae, 317-23
- Esox *affinis*, 296
 - americanus*, 292
 - boreus*, 299
 - crassus*, 294
 - cypho*, 294
 - estor*, 299
 - fasciatus*, 292
 - flavulus*, 307
 - immaculatus*, 304
 - longirostris*, 317
 - lucius*, 5, 298
 - β americanus*, 292
 - marinus*, 317
 - masquinongy*, 302
 - immaculatus*, 304
 - niger*, 292
 - nobilior*, 302
 - osseus*, 6, 70
 - ovinus*, 316
 - phaleratus*, 296
 - pisciculus*, 309
 - pisculentus*, 309
 - porosus*, 294
 - raveneli*, 292
 - reticulatus*, 296
 - salmoneus*, 286, 294
 - saurus*, 327
 - scomberius*, 292

Esox (continued)

- tridecemlineatus*, 296
- umbrosus*, 294
- vermiculatus*, 294
- vulpes*, 182
- zonatus*, 307
- Etheostoma, 516-20
 - aspro*, 507
 - blennioides*, 512
 - (Dipleston) *blennioides*, 512
 - caprodes*, 505
 - coerulea*, 517
 - coeruleum*, 417-18
 - fiabellare*, 518-20
 - fiabellaris*, 518
 - fusifforme*, 520
 - linsleyi*, 518
 - nigrum*, 513
 - olmstedii*, 514
 - olmstedii*, 514
- Etropus, 724-26
 - microstomus*, 725-26
- Etrumeus, 189-91
 - sadina*, 8, 189
 - teres*, 189-91
- Eucalia, 335-37
 - inconstans*, 333-34, 336
 - cayuga*, 337
- Eucinostomus, 565-67
 - argenteus*, 566
 - gula*, 566-67
- Eugomphodus *littoralis*, 34
- Eulamia *milberti*, 26
- Euleptorhamphus, 325-27
 - longirostris*, 326
 - velox*, 326-27
- Eumesogrammus *subbifurcatus*, 667
- Eupomotis, 482-86
 - aureus*, 483
 - gibbosus*, 483-86
- Euthynnus *alliteratus*, 389
 - pelamys*, 386
- Eventognathi, 97-169
- Exocoetidae, 330-35
- Exocoetus, 330-35
 - affinis*, 330
 - comatus*, 332
 - exiliens*, 330
 - furcatus*, 333, 335-37
 - gibbifrons*, 334-35

Exocoetus (*continued*)

- heterurus, 331-32
 - melanurus, 330
 - novaboracensis, 332
 - nuttalli, 333
 - rubescens, 330
 - volitans, 330-31
- Exoglossum**, 162-64
- annulatum, 162
 - dubium, 113
 - (Hypentelium) macropterus, 103
 - maxillingua, 162-64
 - nigrescens, 162
 - vittatum, 162

Fairmaid, 559, 562**Fall herring**, 197-98**Fall shad**, 197**Fallfish**, 122-23

- smaller, 125

Fanegal, 634**Fantail darter**, 518-20**Fantail mullet**, 367-68**Fario gairdneri**, 252

- lemanus, 264

Fatback, 364**Fathead**, 118-19**Fathead minnow**, 118**Federation pike**, 297**Felichthys**, 76-78

- marinus, 77-78

Fiddlefish, 46**Filefish**, 611-15

- orange, 613-15

Fishing frogs, 733-35**Fistularia**, 344-46

- neoboracensis, 345

- serrata, 345

- tabacaria, 345-46

Fistulariidae, 344-46**Flannel-mouth cat**, 82**Flasher**, 542-43**Flatfish**, 714-33

- rusty, 727

- toothed, 719

Florida cat, 82**Flounders**, 714-31

- calico, 733

- fourspotted, 721-22

- oblong, 721

Flounders (*continued*)

- rusty, 717

- sand, 724, 730-31

- small-mouthed, 725-26

- southern, 720-21

- spotted, 731

- summer, 717-20

- turbot, 719

- watery, 724

- winter, 727-29

Fluke, 719**Flying fishes**, 330-35, 678, 680**Flying gurnards**, 683-85**Flying robin**, 684-85**Fork-tailed cat**, 82**Four-bearded rockling**, 710-11**Fourspotted flounder**, 721-22**Fresh-water cod**, 702**Fresh-water drum**, 590-92**Fresh-water killy**, 311-13**Fresh-water salmon**, 246**Fresh-water silversides**, 356-57**Friar**, 357-59**Frigate mackerel**, 384-85**Frost fish**, 221-24, 240, 692, 695-97**Fundulus**, 307-13

- diaphanus, 311-13

- fasciatus, 307

- fuscus, 289

- heteroclitus, 309-11

- macrolepidotus, 309

- majalis, 307-9

- multifasciatus, 311

- pisculentus, 309

- swampina, 311

- viridescens, 309

- zebra, 309

Gadidae, 676, 693-712**Gadus**, 697-99

- aeglefinus, 699

- albidus, 691

- arenosus, 698

- brosme, 711

- callarias, 698

- cimbricus, 710

- compressus, 701

- lacustris, 81, 701

- longipes, 707

- maculosus, 701

Gadus (continued)

- merluccius, 691
- morhua, 698
- morhua, 698-99
- pruinosis, 695
- punctatus, 704
- purpureus, 693
- rupestris, 698
- tau, 661
- tenuis, 705
- tomcod, 695
- tomcodus, 695
- virens, 693
- Gaff topsail, 77-78
- Gaidropsarus, 708-10
 - argentatus, 708-9
 - ensis, 709-10
- Gairdner's trout, 252-54
- Galeichthys felis, 78
 - marinus, 77
- Galeidae, 22-30
- Galeocерdo, 23-24
 - tigrinus, 24
- Ganoid fishes, 60-76
- Ganoidei, 60-76
- Gar, alligator, 71
 - bony, 71
 - short-nosed, 72-73
 - silver, 317-19
 - soft, 318
- Gar pikes, 69-73
- Garfish, banded, 318
- Gascon, 425-26
- Gaspagie, 591
- Gaspereau, 200
- Gaspergou, 591
- Gasterosteidae, 335-44
- Gasterosteus, 340-42
 - aculeatus, 340
 - biaculeatus, 340
 - bispinosus, 340-42
 - canadus, 449
 - carolinus, 443
 - cataphractus, 341
 - concinnus, 338
 - ductor, 412
 - inconstans, 335
 - millepunctatus, 342
 - nebulosus, 338
 - neboracensis, 340

Gasterosteus (continued)

- occidentalis, 338
- pungitius, 338
- quadracus, 342
- saltatrix, 445
- Gerres argenteus, 566
 - gula, 566
- Gerridae, 565-67
- Ghostfish, 671-72
- Gizzard shads, 186-88
- Glasseye, 494
- Glassfish, 361-62
- Globefish, 622-24
- Glossodon harengoides, 184
- Glut herring, 9, 202-3
- Goatfish, 377-79
- Gobies, 656-58
 - naked, 656-58
 - variegated, 657
- Gobiidae, 656-58
- Gobiinae, 656-58
- Gobio cataractae, 152
 - plumbeus, 161
- Gobioidei, 656-58
- Gobiosoma, 656-58
 - alepidotum, 656
 - bosci, 656-58
- Gobius alepidotus, 656
 - bosci, 656
 - viridi-pallidus, 657
 - vividipallidus, 656
- Goggle-eye, 460, 463, 468, 470-71
- Goggle-eye perch, 463
- Goggle-eyed jack, 427
- Gogglер, 426-27
- Gold bass, 487
- Gold nerfling, 131
- Gold shad, 195-96
- Golden carp, 165
- Golden ide, 131-32
- Golden mullet, 111
- Golden red horse, 111
- Golden shiner, 132-34
- Golden sucker, 111
- Golden trout, 278-82
- Goldfish, 164-66
- Goody, 582
- Goosefish, 734-35
- Grand-oranchee, 516
- Grass bass, 462, 463

- Grass pike, 300, 494
 Gray-back, 200
 Gray pike, 498, 499
 Gray snapper, 548-50
 Gray sucker, 101
 Gray trout, 267
 Grayling, 246
 Greenback, 198
 Green-backed shark, 30
 Green bass, 491
 Green pike, 296-98, 494, 498
 Green pollack, 694
 Green-sided darter, 512-13
 Green sunfish, 475-77
 Greenfish, 446
 Greenhead, 525
 Grenadiers, 712-14
 Grey trout, 571
 Grilse, 246
 Grindle, 75
 Ground shark, 35
 Grouper, snowy, 533-35
 spotted, 533-35
 Growler, 487
 Grubber, 183
 Grubby, 639-41
 Grunt, 589
 thornbacked, 444
 Grunters, 555-57, 589, 678, 680
 Guardfish, 319-21
 Gudgeon, 142-43
 New York, 309
 Niagara, 152-54
 Gunnellus mucronatus, 665
 punctatus, 668
 Gurnard, 676-83
 banded, 680
 common, 678
 flying, 683-85
 red, 682-83
 Gymnodontes, 617-31
 Gymnosarda, 385-90
 alleterata, 388-90
 pelamis, 386
 pelamys, 386-88
Hacklehead, 641-42
 Haddock, 699-700
 Norway, 631-33
 Hadropterus, 507-9
 aspro, 507-9
 Haemulidae, 555-57
 Haemulon fulvomaculatum, 556
 Hair-finned argyreose, 436
 Hair-finned dory, 436
 Hairtail, 402-3
 Hairy back, 188
 Hairy blowfish, 624
 Hairy diodon, 625
 Hairy porcupine fish, 625-26
 Hake, 586, 692, 705-7
 American, 692
 silver, 691-93
 spotted, 704-5
 squirrel, 706, 707-8
 white, 705-7
 Halatractus zonatus, 414
 Half-gills, 335-46
 Halfbeak, 324-25
 slender, 326-27
 Halibut, 714-15
 Hammerhead, 104
 Hammerheaded shark, 30-32
 Hanna hills, 537
 Haploidonotus grunniens, 590
 Haplomi, 287-317
 Harvestfishes, 455-59
 short-finned, 458
 Headfishes, 629-31
 Hecht, 299
 Hedgehog ray, 47-48
 Helicolenus, 633-35
 dactylopterus, 634-35
 Hemdurgon, 633
 Hemibranchii, 335-46
 Hemiplites, 471
 simulans, 473
 Hemirhamphidae, 323-27
 Hemirhamphus longirostris, 326
 (Euleptorhamphus) longirostris,
 326
 macrorhynchus, 326
 roberti, 324
 unifasciatus, 324
 Hemitrema bifrenata, 135
 heterodon, 137
 Hemitripterus, 645-47
 acadianus, 646
 americanus, 646-47

- Hen-paddle, 651
 Herring, 188-219, 241
 autumnæ, 197
 big-eyed, 179-80, 199
 blue, 195-96
 branch, 199-201
 fall, 197-98
 glut, 9, 202-3
 lake, 233-35, 241
 Long Island, 197
 river, 199
 round, 8, 189-91
 satin striped, 215
 sea, 192-94
 shad, 197-98, 203, 209-11
 sprat, 209-11
 spring, 199
 Staten Island, 197
 summer, 203
 thread, 188, 209-11
 toothed, 184-85
 wall-eyed, 199-200
 Heterosomata, 714-33
 Hexanematichthys, 78-79
 felis, 78-79
 Hickory shad, 9, 188, 197-98
 Hicks, 198
 Hiodon, 183-86
 chrysopsis, 185
 clodulus, 184
 tergisus, 184-85
 Hiodontidae, 183-86
 Hippocampinae, 349-51
 Hippocampus, 349-51
 heptagonus, 350
 hudsonius, 349-51
 Hippoglossoides, 715-17
 dentatus, 716
 elassodon, 715
 platessoides, 716-17
 Hippoglossus, 714-15
 hippoglossus, 714-15
 vulgaris, 714
 Hippos mackerel, 422
 Histiophorus americanus, 404
 belone, 406
 Hog bass, 488
 Hog mullet, 104
 Hog sucker, 103-4
 Hogchoker, 732-33
 Hogfish, 505, 556-57
 Hogmolly, 104, 505-6
 Holocentrus surinamensis, 542
 Hololepis fusiformis, 520
 Homoprion xanthurus, 576
 Horned chub, 159-60
 Horned dace, 123-26, 160
 Horned dogfish, 44
 Horned pout, 87-89
 Hornfish, 495
 Horny head, 160
 Hors, 425
 Horse mackerel, 391-93, 446
 Horsefish, 349-51, 433-34, 498
 Houndfish, 23, 319-21, 322-23
 Hoy's whitefish, 241
 Hudsonius amarus, 142
 Humpbacked butterfish, 434
 Huro nigricans, 490
 Hybognathus, 116-18
 nuchalis, 116-18
 osmerinus, 116
 procne, 139
 regius, 116
 Hybopsis, 156-60
 bifrenatus, 135
 dissimilis, 157-58
 heterodon, 137
 hudsonius, 140
 kentuckiensis, 159-60
 procne, 139
 storerianus, 142, 158-59
 Hyborhynchus notatus, 120
 Hybrid trout, 5, 257-59
 Hydrargira atricauda, 288
 diaphana, 311
 fusca, 288
 limi, 288
 multifasciata, 311
 Hydrargyra fusca, 288
 majalis, 307
 swampina, 311
 Hyodon alosoides, 185-86
 amphiodon, 185
 cladulus, 184
 clodalis, 184, 185
 Hypentelium macropteron, *see*
 Exoglossum (Hypentelium) ma-
 cropteron
 Hyperoartii, 11-17

- Hyporhamphus**, 323-25
 roberti, 324-25
Hyporthodus flavicauda, 533
Hypsilepis cornutus, 145
 gibbus, 147
 diploemia, 151
 kentuckiensis, 144
Hypsoblennius, 664
Hypsoplepis frontalis, 147

Ice fish, 282-85
Ichthyomyzon, 14-15
 argenteus, 15
 concolor, 14-15
Ictalurus, 79-81
 albidus, 85
 lacustris, 81
 lophius, 85
 nigricans, 81
 punctatus, 80-81
Ide, golden, 131-32
Idus, 131-32
 idus, 131-32
 melanotus, 131
Indian chub, 160
Indian remora, 687
Inomi, 285-87
Irish roach, 134
Isospondyli, 177, 285
Isospondylous fishes, 177-285
Istiophoridae, 403-7
Istiophorus, 403-5
 nigricans, 404-5
Isuropsis dekayi, 38
Isurus, 37-39
 dekayi, 38-39

Jack, 297, 299, 495
 goggle-eyed, 427
 salt-water, 446
Jack salmon, 495
Jenny, silver, 566-67
Jerker, 160
Jewel head, 591
John-a-grindle, 75
John demon, 460
John dories, 600-1
Johnius ocellatus, 578
 regalis, 570
 saxatilis, 585

Johnny, blue, 518
Johnny darter, 513-14
Jorobado, 434
Jugular fishes, 691-714
Jumper, 488, 491, 492
Jumping mullet, 364

Kenoza, 292
Killifishes, 307-17
 barred, 311, 312
 big, 311
 sheepshead, 317
 striped, 309
 white-bellied, 311
 yellow-bellied, 311
Killy, bass, 307-9
 fresh-water, 311-13
King, silver, 177-79
King salmon, 241-44
Kingfish, 400-1, 585-87
Kingston, 46
Kiouk, 203
Kirtlandia, 359-61
 laciniata, 9, 360
 vagrans, 9, 359-61
Kit, 54-55
Kyphosidae, 567-69
Kyphosus, 567-69
 sectatrix, 568-69

La quesche, 185-86
Labeo elegans, 106
 esopus, 105
 gibbosus, 105
 oblongus, 106
Labidesthes, 361-62
 sicculus, 361-62
Labrador whitefish, 9, 224-30
Labrax albidus, 522
 lineatus, 524
 nigricans, 528
 notatus, 522
 pallidus, 528
 rufus, 528
Labridae, 593-600
Labroid fishes, 593-601
Labrus adspersus, 593
 appendix, 478
 auritus, 478
 chogset, 593

- Labrus (continued)*
fulva, 593
cromis, 587
falcatus, 439
fulvomaculatus, 556
griseus, 548
grunniens, 588
onitis, 597
pallidus, 480
salmoides, 490
sparoides, 462
squetegae, 570
var. maculatus, 573
striatus, 536
tautoga, 597
versicolor, 558
Lactophrys, 615-17
trigonus, 616-17
yalei, 616
 Ladyfishes, 181-83
Lafayette, 458, 577, 580-83
Lagocephalus, 617-19
laevigatus, 618-19
lagocephalus, 618
Lagodon, 561-62
rhomboides, 561-62
 Lake bass, 462, 468, 487
 Lake blob, 638
 Lake carp, 98
 Lake catfish, 81-83
 Lake chub, 161-62
 Lake croppie, 463
 Lake cusk, 702
 Lake Erie bass, 462, 463
 Lake herring, 233-35, 241
 Lake lamprey, 13-14
 Lake minnow, 158-59
 Morse, 161-62
 Lake mullet, 111
 Lake pike, 300
 Lake sculpin, 644-45
 Lake shiner, 236, 241
 Lake sturgeon, 66-67
 Lake Tahoe trout, 250-52
 Lake trout, 266-71
 Swiss, 263-66
Lamna, 39-40
 caudata, 27
 cornubica, 39-40
 punctata, 38
Lamnidae, 37-41
Lampetra, 15-17
 wilderi, 16-17
 Lamplighter, 463
 Lamprey eel, 11-13, 67
 Lampreys, 11-17
 brook, 16
 great sea, 11-13
 lake, 13-14
 mud, 16
 silver, 14-15
 small black, 16-17
Lampugus punctulatus, 452, 453
 Lances, sand, 375-77
 Landlocked salmon, 246, 248-50
 Lantern fishes, 285-87
Larimus, 574-75
 banded, 575
 fasciatus, 575
Lawyer, 75, 701-4
 Leather carp, 168
 Leather jacket, 410-12, 608-10
Lebias ellipsoides, 316
 ovinus, 316
 sheepshead, 316
Leiostomus, 580-83
 obliquus, 581
 xanthurus, 580-83
 Leopard shark, 24
Lepidosteus osseus, 71
 platystomus, 72
Lepisosteidae, 69-73
Lepisosteus, 69-73
 bison, 70
 osseus, 70-72
 platostomus, 72-73
 platyrhincus, 72
Lepomis, 477-82
 auritus, 478-80
 cyanellus, 475
 elongatus, 478
 gibbosus, 483
 mystacalis, 478
 pallidus, 480-82
Leptoblennius, 670-71
 serpentinus, 670
Leptocephalidae, 174-77
Leptocephalus, 174-77
 conger, 175-77
Leuciscus, 114, 127-31

- Leuciscus (continued)*
atromaculatus, 123
atronasus, 154
biguttatus, 159
chrysopterus, 122
cornutus, 145
elongatus, 128-29
erythrogastrer, 114
frontalis, 147
heterodon, 137
hudsonius, 140
idus, 131
leuciscus, 128
margarita, 130-31
nasutus, 152
nitidus, 122
procne, 139
proriger, 128
pygmaeus, 289
rubellus, 147
rubrifrons, 149
spilopterus, 143
storerianus, 142, 158
vittatus, 145
Leucosomus corporalis, 124
Lichia carolina, 443
Licorne de Mer, 651
Limanda, 726-27
 ferruginea, 726-27
Ling, 674-75, 701-4
Liparididae, 652-56
Liparidinae, 652-56
Liparis, 653-56
 lineata, 654
 liparis, 654-56
 montagui, 652
 vulgaris, 654
Lirus perciformis, 455
Lizard fishes, 285-87
Lobotes, 542-43
 auctorum, 542
 emarginatus, 548
 surinamensis, 542-43
Lobotidae, 542-43
Loch Leven trout, 259-61
Log perch, 505-6
Long-eared sunfish, 478-80
Long Island, species from, 5-6
Long Island herring, 197
Long jaw, 237-38, 241
Long-jawed catfish, 84-85
Long-nosed dace, 152-54
Long-nosed sucker, 99-101
Long-tailed porbeagle, 27
Lookdown, 435-36
Lophiidae, 733-35
Lophius, 733-35
 americanus, 734
 bufo, 661
 histrion, 736
 piscator, 734
 piscatorius, 734-35
 vespertilio, 738
Lophobranchii, 347-51
Lophopsetta, 722-24
 maculata, 723-24
Loricati, 631-56
Losh, 702
Lota, 701-4
 brosimiana, 701
 compressa, 701
 inornata, 701
 maculosa, 701-4
Lucania, 314-15
 parva, 314-15
Luccio, 299
Luciidae, 291-307
Lucioperca americana, 493
 canadensis, 498
 grisea, 499
 pepinus, 499
 vitrea, 494
Lucius, 291-307
 americanus, 292-94
 lucius, 298-301
 immaculatus, 304
 masquinongy, 302-4
 immaculatus, 304-7
 reticulatus, 294, 296-98
 vermiculatus, 294-96
Lumpenus, 669-71
 lampetraeformis, 670-71
Lumpfish, 649-52
Lumpsucker, 649-52, 652-53
Lumpus anglorum, 649
Lunge, 267
Lutianidae, 547-55
Lutjanus aya, 554
 blackfordi, 551
 Blackfordii, 550

- Lutpanus** (*continued*)
 caballerote, 548
 campeachianus, 551
 campechianus, 553
 griseus, 548
 stearnsii, 548
 vivanus, 554
Luxilus, 145-47
 dissimilis, 157
 elongatus, 128
 erythrogaster, 114
 kentuckiensis, 144, 159
 lucidus, 151

Mackerel, 379-401, 446
 chub, 381-83
 common, 379-81
 frigate, 384-85
 hippos, 422
 horse, 391-93, 446
 skip, 446
 snap, 445-48
 snapping, 446
 Spanish, 396-98
 thimbleeye, 381-83
 yellow, 430-31
Mackerel midge, 708-9
Mackerel pike, 292
Mackerel scad, 423-24
Mackerel shark, 37-41
Mackinaw, 267
Macrozoarces, 674
Macruridae, 712-14
Macrurus carminatus, 713
 (*Coelorrhynchus*) *carminatus*, 713
Mademoiselle, 577
Maiden, 559
Mail-cheeked fishes, 631-56
Makaira nigricans, 404
Malashegany, 592
Malthaea vespertilio, 738
Malthe, 738
 vespertilio, 738
Man-eater, 40-41
Mangrove snapper, 548-50
Manitou darter, 506-7
Marbled angler, 737
Marbled cat, 89
Margined stone cat, 95-96
Marse banker, 425

Marsipobranchii, 11-17
Marthy, 702
Mascalongus, 301-7
Maskalonge, 302-4
 barred, 304-7
 spotted, 302-4
 unspotted, 304-7
Maskinonge, 303
Masticura, 53-59
Mayfish, 309
Megalops atlanticus, 177
 cepediana, 187
 elongatus, 177
 notata, 209
 oglina, 209
 thrissoides, 177
Melanogrammus, 699-700
 aeglefinus, 699-700
Melanura annulata, 289
 pygmaea, 289
Meletta suoerii, 195
Menhaden, 5, 211-13
Menidia, 354-59
 beryllina, 356-57
 gracilis, 355-56
 beryllina, 356
 laciniata, 360
 notata, 357-59
 vagrans, 359
 laciniata, 360
Menominee whitefish, 221
Menticirrhus, 584-87
 nebulosus, 585
 saxatilis, 585-87
Merit fish, 359
Merlangus carbonarius, 693
 leptocephalus, 693
 purpureus, 693
Merluciidae, 691-93
Merlucius, 691-93
 albidus, 691
 bilinearis, 691-93
Mesoprion caballerote, 548
 griseus, 548
Methy, 702
Microgadus, 694-97
 proximus, 694
 tomcodus, 695
Micropogon, 583-84
 costatus, 583

- Micropogon* (*continued*)
lineatus, 583
undulatus, 583-84
Micropterus, 486-93
dolomieu, 486-90
pallidus, 490
salmoides, 490-93
Micropteryx chrysurus, 437
 Milbert's shark, 26-28
 Miller's thumb, 635-37, 637-38
 Minister, 87
Minnilus blennius, 138
cornutus, 145
var. frontalis, 147
dinemus, 148
diplaemius, 151
notatus, 120
percobromus, 149
plumbeolus, 145
rubellus, 148
rubrifrons, 149
 Minnow, blackhead, 118-19
blunt-nosed, 120-21
bridled, 135-36
brook, 154-56
emerald, 147-49
fathead, 118
lake, 158-59
Morse lake, 161-62
mud, 287-91
pearl, 130-31
plumbeous, 161-62
red-bellied, 115
rosy, 147-49
rosy-faced, 149-50
salt-water, 310
sheepshead, 315-17
silvery, 116-18
spotted, 120-21
steel back, 113
straw-colored, 138-39
striped mud, 289-91
toothed, 312
top, 307
 Minny bass, 487
Minytrema, 107-9
melanops, 108-9
 Mirror carp, 167
Mishecuppaug, 559
 Mississippi cat, 82
 Mitchill's perch, 525
 Mixed tomcod, 696
 Mojarra de Ley, 566-67
 Mojarras, 565-67
Mola, 629-31
mola, 629-31
rotunda, 630
Molacanthus, 629
 Molidae, 629-31
 Moll, 598
Molva maculosa, 701
 Monacanthidae, 611-15
Monacanthus, 611-13
aurantiacus, 613
broccus, 612
hispidus, 611-13
massachusettsensis, 612
setifer, 612
 Mongrel whitefish, 238-41
 Monk, 46
 Monkfish, 45-46, 735
 Mooneye, 183-86
northern, 185-86
 Mooneye cisco, 235-37
 Moonfish, 433-34, 435-36, 602-4
 Morone, 527-31
americana, 528-31
flavescens, 500
maculata, 483
pallida, 528
rufa, 528
Morrhua aeglefinus, 699
americana, 698
americanus, 698
pruinosa, 695
 Morse lake minnow, 161-62
 Moss bass, 491
 Mossbunker, 211-13
Motella argentata, 708
caudacuta, 710
ensis, 709
 Mother-of-eels, 702
 Mountain trout, 488
 Mousefish, 736-37
smooth, 736
Moxostoma, 109-12
anisurum, 109-10
aureolum, 110-12
crassilabre, 112
macrolepidotum, 111
oblongum, 106

- Mud cat, 82
 Mud creeper, 656-58
 Mud dace, 288
 Mud eel, 15
 Mud lamprey, 16
 Mud minnow, 287-91
 striped, 289-91
 Mud shad, 188
 Mud sucker, 104
 Mud sunfish, 464-66
 Mudfish, 74-76, 310
 Muffle-jaws, 636
 Mugil, 9, 362-68
 albula, 363
 brasiliensis, 366, 367
 cephalus, 363-66
 curema, 366-67
 gigas, 587
 grunniens, 587
 lineatus, 363
 obliquus, 581
 petrosus, 366
 trichodon, 9, 366, 367-68
 Mugilidae, 362-68
 Mullet, 106, 111, 362-68
 black, 586
 fantail, 367-68
 golden, 111
 jumping, 364
 lake, 111
 red, 377-79
 striped, 363-66
 summer, 367
 whirligig, 367-68
 white, 366-67
 Mullidae, 377-79
 Mullus, 377-79
 auratus, 377-79
 barbatus auratus, 377
 Mummichog, 309-11
 banded or striped, 309
 spring, 312
 Mummy, 310
 porgy, 316
 Muraena bostoniensis, 170
 conger, 175
 rostrata, 170
 Muraenoides gunnellus, 665
 Muscalonge, 303
 Muskallunge, 303
 Muskellunge, 303
 Mustelus, 22-23
 canis, 23
 Muttonfish, 674-75
 Myliobatide, 57-60
 Myliobatis, 57-58
 acuta, 58
 fremenvillei, 58
 ? say, 55
 Myoxocephalus, 639-44
 aeneus, 639-41
 groenlandicus, 642-44
 octodecimpinosus, 641-42
 Myxostoma anisura, 109
 Myxus harengus, 365

 Naked goby, 656-58
 Namaycush, 266
 Narcobatidae, 51-52
 Naucleus, 412
 Naucrates, 412-14
 ductor, 412-14
 indicus, 412
 noveboracensis, 412
 Needle-fishes, 317-23
 Nematognathi, 76-97
 Neoliparis, 652-53
 atlanticus, 652-53
 montagui, 652
 Neomaenis, 547-55
 aya, 551
 blackfordi, 9, 550-55
 griseus, 548-50
 Nerfling, gold, 131
 New York gudgeon, 309
 New York pollack, 694
 New York shadine, 190-91
 Newligut, 460
 Niagara gudgeon, 152-54
 Nigger chub, 160, 162-64
 Nipper, 593-96
 Nocomis, 159-60
 Northern barracuda, 371-73
 Northern chub sucker, 106
 Northern mooneye, 185-86
 Northern pickerel, great, 299
 Northern sucker, 99, 100
 Norway haddock, 631-33
 Notemigonus, 132-34
 chrysoleucas, 132
 lucidus, 151

- Notropis, 135-52
 amarus, 141, 142
 amoenus, 150-51
 anogenus, 136
 atherinoides, 147-49
 bifrenatus, 135-36
 blennius, 138-39
 cayuga, 136-37
 cornutus, 145-47
 frontalis, 147
 dilectus, 149
 dinemus, 149
 heterodon, 137-38
 hudsonius, 140-42, 143
 amarus, 142-43
 lythrurus, 151
 megalops, 145
 frontalis, 147
 photogenis, 151
 procne, 139-40
 rubrifrons, 149-50
 umbratilis lythrurus, 151-52
 whipplei, 144
 whippilii, 143-45
- Noturus, 91-92
 flavus, 91-92
 gyrinus, 93
 insignis, 95
 lemniscatus, 95
 marginatus, 96
 miurus, 96
- Numbfish, 51-52
- Oblong flounder**, 721
- Oceanic bonito, 386-88
 Oceanic sucker, 689
 Odontaspis americanus, 34
 Ogcocephalidae, 737-38
 Ogcocephalus, 737-38
 vespertilio, 738
 Ohio golden shad, 192
 Ohio river sturgeon, 66
 Okow, 495
 Oldwife, 582
 Oligocephalus, 517-18
 Oligoplites, 410-12
 occidentalis, 410
 saurus, 410-12
 Oncocottus, 644, 645
- Oncorhynchus, 241-44
 chouicha, 242
 orientalis, 242
 quinnat, 241
 tschawwyscha, 241-44
 Oneida sucker, 111
 Onos cimbricus, 710
 ensis, 709
 reinhardti, 708
 rufus, 709
 Ophidiidae, 675-76
 Ophidioidei, 674-75
 Ophidium barbatum, 676
 marginatum, 675
 mucronatum, 665
 Ophioscion, 576, 578, 583
 Opisthonema, 209-11
 oglina, 209
 oglinum, 209-11
 Opsanus, 660-62
 tau, 661-62
 Orange filefish, 613-15
 Orcynus alliteratus, 389
 pelamys, 386
 thynnus, 391
- Orfe, 131
 Orthagoriscus analis, 630
 mola, 630
 Orthopristis, 555-57
 chrysopterus, 556-57
 duplex, 556
 Osmerus, 282-85
 mordax, 282-85
 viridescens, 282
 Ostariophysa, 76-738
 Ostraciidae, 615-17
 Ostracion, 615
 trigonus, 616
 yalei, 616
 Ostracium trigonum, 616
 trigonus, 616
 Ostracodermi, 615-17
 Oswego bass, 491, 492
 Otolithus, 569
 carolinensis, 573
 nebulosus, 573
 regalis, 570
 Otsego bass, 225
 Ouananiche, 249
 Ovate pompano, 439-41
 Oysterfish, 598, 656-58, 661-62

- Paddlefishes, 60-63**
Pagrus argyrops, 558
 Painted tail, 487
 Pale sucker, 101
Palinurichthys, 454-55
 perciformis, 454-55
Palinurus perciformis, 454
Pammelas perciformis, 455
Panhagen, 212
Pappyfish, 456-57
Paralichthys, 717-22
 dentatus, 717-20
 lethostigma, 720
 lethostigmus, 720-21
 oblongus, 721-22
 ophryas, 718
Paratractus, 430-31
 pisquetus, 430
Parche, 604-6
Parr, 245
Pastinaca hastata, 53, 54
 maclura, 56
Pearl minnow, 130-31
Pearl roach, 134
Pediculate fishes, 733-38
Pediculati, 733-38
Pegedictis, 635-37
 ictalops, 635
Peixe carago, 18-22
Pelamys sarda, 393
Perca, 500-4
 acuta, 500
 americana, 500, 528
 atraria, 536
 chrysops, 522
 chrysoptera, 556
 flavescens, 500-4
 fluviatilis, 500
 gibbosa, 483
 gracilis, 500
 granulata, 500
 marina, 631
 mittchilli, 524
 alternata, 524
 interrupta, 524
 ocellata, 578
 saltatrix, 445
 schrenckii, 500
 sectatrix, 568
 septentrionalis, 524
 Perca (continued)
 serrato-granulata, 500
 undulata, 583
 varia, 536, 537
 vitrea, 493
Percesoces, 354-73
Perch, 488, 493-521, 529, 595
 black, 488, 529, 537
 blue, 595
 bridge, 460, 487
 chinquapin, 460, 463
 goggle-eye, 463
 log, 505-6
 Mitchill's, 525
 pike, 493-97
 pirate, 352-54
 red, 529
 red-eyed, 468
 red sea, 633
 ring, 500-4
 river, 529
 sand, 463
 sea, 595
 silver, 463, 576-78
 speckled, 460
 strawberry, 460, 463
 striped, 502
 tin, 460
 trout, 351-52, 488
 white, 528-31, 590-92
 yellow, 6, 488, 500-4, 529
Perch pike, 494
Perchlike fishes, 459-599
Percidae, 493-521
Percina, 504-6
 caprodes, 505-6
 var. manitou, 506
 zebra, 506-7
 manitou, 506
Percoidae, 459-599
Percopsidae, 351-52
Percopsis, 351-52
 guttatus, 351-52
 hammondi, 351
Petromyzon, 11-14
 americanus, 11
 appendix, 11
 concolor, 14
 marinus, 11-13
 subsp. dorsatus, 13

- Petromyzon* (*continued*)
 unicolor, 13-14
 nigrum, 16
Petromyzontidae, 11-17
Pharyngognathi, 593-601
Pholis, 665-66
 gunnellus, 665-66
 subbifurcatus, 667
Photogenis spilopterus, 143
Phoxinus, 114, 130-31
 elongatus, 128
 margaritus, 130
Phycis chuss, 707
 filamentosus, 707
 punctatus, 705
 regalis, 704
 regius, 704
 tenuis, 706
Picarel, 495
Pickarel, 5, 298-301, 495, 498, 505
 banded, 292-94
 chain, 6, 296-98
 eastern, 297
 great, northern, 299
 little, 294-96, 505
 trout, 295
Pickering, 498
Pigfish, 556-57, 642
Pigmy sculpin, 639-41
Pike, 291-307, 493-97
 blue, 303, 494, 497
 bony, 71
 bony-scaled, 6
 common, 298-301
 federation, 297
 gar, 70-72
 grass, 300, 494
 gray, 498, 499
 great, 303
 green, 296-98, 494, 498
 lake, 300
 long-jawed fresh-water, 318
 rock, 499
 sand, 498-99
 sea, 318
 wall-eyed, 493-97
 yellow, 494
Pike perch, 493-97
Pikelike fishes, 287-317
Pileoma semifasciatum, 505
 zebra, 506
Pilot, banded, 415
 black, 454-55
 shark's, 416
Pilot-fish, 221, 412-14
Pilot sucker, 687-88
Pimelepterus boscii, 568
Pimelodus atrarius, 85
 catus, 87
 cupreus, 84
 flavus, 91
 insigne, 95
 lemniscatus, 96
 livrée, 96
 marmoratus, 89
 natalis, 84
 nebulosus, 87
 nigricans, 81
 pullus, 90
 vulgaris, 84
Pimephales, 118-21
 notatus, 120-21
 promelas, 118-19
Pinfish, 562
Pipefish, 347-49
 common, 347-49
 spotted, 346
Pirate perches, 352-54
Pisces, 17-738
Plaice, 724
Platessa dentata, 716
 ferruginea, 726
 oblonga, 717, 720
 ocellaris, 717
 plana, 727
 pusilla, 728
 quadrocellata, 721
 rostrata, 726
Platophrys, 730-31
 nebularis, 730
 ocellatus, 730-31
Plectognathi, 608-733
Plectespondyli, 97-169
Pleuronectes, 727
 americanus, 727
 aquosus, 723
 dentatus, 717
 ferrugineus, 726
 hippoglossus, 714

- Pleuronectes* (*continued*)
maculatus, 723
melanogaster, 717
mollis, 732
oblongus, 721
planus, 727
platessoides, 716
Pleuronectidae, 714-31
 Plumbeous minnow, 161-62
Pneumatophorus, 381-83
Poecilia macrolepidota, 309
Poecilichthys coeruleus, 517
eos, 521
fusiformis, 520
Poeciliidae, 307-17
Pogonias, 587-90
chromis, 588
cromis, 587-90
fasciatus, 587
Pogy, 559
Pollachius, 693-94
carbonarius, 693
virens, 693-94
Pollack, 693-94
 black, 694
 green, 694
 New York, 694
Polydactylus, 373-75
octofilis, 375
octonemus, 373-75
Polynemidae, 373-75
Polynemus octofilis, 373
octonemus, 373
sexradiatus, 684
Polyodon, 60-63
feuille, 61
folium, 61
spathula, 61-63
Polyodontidae, 60-63
Polyprion, 531-33
americanus, 532-33
cernium, 532
oxygeneios, 532
oxygenius, 532
Pomadasys fulvomaculatus, 556
Pomatomidae, 445-48
Pomatomus, 445-48
saltator, 445
saltatrix, 445-48
Pomolobus, 195-203
aestivalis, 202
chrysochloris, 195-96
cyanonoton, 202-3
mediocris, 197-98
pseudoharengus, 199-201
vernalis, 199
Pomotis appendix, 478
auritus, 483
gibbosus, 480
gulosus, 470
guttatus, 472
hexacanthus, 462
incisor, 480
longulus, 475
obesus, 471
rubricauda, 478
speciosus, 480
vulgaris, 483
Pomoxis annularis, 459-62
nitidus, 459
sparoides, 462-64
Pomoxys, 459-64
sparoides, 462
Pompano, common, 443-44
ovate, 439-41
round, 439-41
shore, 441
silvery, 441-43
Pompeynose, 444
Pondfish, 484
Porbeagle, 39-40
long-tailed, 27
Porcupine fishes, 624-29
hairy, 625-26
Porgee, 583
big, 559
little, 582
rhomboidal, 562
sand, 558-61, 582
three-tailed, 603
Porgies, 557-65
Porgy mummy, 316
Poronotus, 457-59
triacanthus, 458
Pout, horned, 87-89
Priacanthidae, 544-47
Priacanthus, 544-45
altus, 546
arenatus, 544-45
macrophthalmus, 544

- Prickly skate, 47-48
 Pride, 16-17
 Prionace, 24-25
 glauca, 25
 Prionodon *glaucaus*, *see* *Carcharias*
 (*Prionodon*) *glaucaus*
 milberti, *see* *Carcharias* (*Priono-*
 don) *milberti*
 obscurus, *see* *Carcharias* (*Priono-*
 don) *obscurus*
 Prionotus, 676-82
 carolinus, 677-78
 evolans, 679
 var. lineatus, 679
 lineatus, 679
 palmipes, 677
 strigatus, 679-81
 tribulus, 681-82
 Pristipoma *fasciatum*, 556
 fulvomaculatum, 556
 Promicropterus, 541-42
 Psetta, 723
 Pseudopleuronectes, 726, 727-29
 americanus, 727-29
 Pseudopriacanthus, 545-47
 altus, 546-47
 Pseudorhombus *dentatus*, 717
 oblongus, 721
 ocellaris, 717
 Pseudotriakidae, 17-22
 Pseudotriakis, 17-22
 microdon, 18-22
 Pterophryne, 735-37
 histrion, 736-37
 Pteroplatea, 56-57
 maclura, 56-57
 Ptyonotus *thompsonii*, 644
 Puckermouth, 719
 Puffers, 617-24
 smooth, 618-19
 Pug-nosed shiner, 434
 Pumpkin seed, 458, 483-86
 Pygosteus, 337-40
 pungitius, 338-40
 sinensis, 338

Querimana, 9, 365
 gyrans, 9, 366, 368
 harengus, 366
 Quinnot salmon, 241-44

Rabbitfish, 618-19
 Rachycentridae, 448-50
 Rachycentron, 448-50
 canadus, 449-50
 Radiated shanny, 667-68
 Raia *eglanteria*, 49
 laevis, 50
 ocellata, 48
 Rainbow darter, 517-18
 Rainbow trout, 261-63
 Rainwater fish, 314-15
 Raja, 46-51
 bonasus, 59
 centroura, 53
 diaphanes, 49
 eglanteria, 47, 49-50
 erinacea, 47-48
 erinaceus, 47
 laevis, 50-51
 maclura, 56
 ocellata, 48-49
 say, 55
 torpedo, 51
 Rajidae, 46-51
 Rakehead, 32
 Ray, 46-60
 brier, 49-50
 butterfly, 56-57
 common sting, 53-54
 cow-nosed, 59-60
 eagle, 57-60
 electric, 51-52
 hedgehog, 47-48
 southern sting, 55-56
 spotted, 48
 sting, 53-57
 whip, 55
 whip sting, 55
 whip-tailed, 53-59
 Razor back, 463
 Red-bellied dace, 114-16
 Red-bellied minnow, 115
 Red drum, 578-80, 589
 Red-eyed perch, 468
 Red gurnard, 682-83
 Red horse, 110-12
 golden, 111
 Red mullet, 377-79
 Red perch, 529
 Red sea perch, 633

- Red-sided shiner, 128-29
 Red-sided sucker, 100
 Red snapper, 9, 550-55
 Red sturgeon, 66
 Redtail, 160
 Redthroat trout, 250-52
 Red trout, 267
 Red-winged sea robin, 678, 679-81
 Redeye, 467-70, 475-77
 Redfin, 145-47, 151-52
 Redfish, 634-35
 Remora, 686-90
 brachyptera, 689-90
 Indian, 687
 jacobaea, 688
 remora, 688-89
 white-tailed, 687
 Remoropsis *brachyptera*, 689
 brachypterus, 689
 Reniceps *tiburo*, 30
 Requiem sharks, 22-30
 Rhegnopteri, 373-75
 Rheocrypta *copelandi*, 509
 Rhina *squatina*, 45
 Rhinichthys, 152-56
 atronasus, 154-56
 cataractae, 152-54
 marmoratus, 152
 nasutus, 152
 obtusus, 155
 Rhinonemus *cimbrius*, 710
 Rhinoptera, 58-60
 bonasus, 59-60
 quadriloba, 59
 Rhombochirus, 690
 osteochir, 690
 Rhomboganoidea, 69-73
 Rhomboidal porgee, 562
 Rhomboidichthys *ocellatus*, 730
 Rhombus, 455-59
 aquosus, 723
 longipinnis, 456
 ocellatus, 730
 paru, 456-57
 triacanthus, 457-59
 Rhypticus *decoratus*, 541
 maculatus, 541
 Richardsonius, 128
 Ring perch, 500-4
 Rissola, 675-76
 marginata, 675-76
 River alewife, 192
 River bass, 491
 River chub, 159-60
 River herring, 199
 River perch, 529
 Roach, 6, 132-34, 582
 Irish, 134
 pearl, 134
 Robin, flying, 684-85
 Roccus, 522-27
 americanus, 528
 chrysops, 522-23
 comes, 570
 lineatus, 524-27
 striatus, 524
 Rock, 525
 Rock bass, 467-70, 537
 Rock cod, 699
 Rock eels, 665-71
 Rock pike, 499
 Rock sturgeon, 66
 Rock toadfish, 646
 Rockfish, 155, 505, 524-27, 631-35
 Rockling, 709-10
 four-bearded, 710-11
 silvery, 708-9
 Roncador, 590
 Rosefish, 631-33
 Rostrated dory, 436
 Rosy-faced minnow, 149-50
 Rosy minnow, 147-49
 Rough dab, 716-17
 Rough-head, 146
 Rough silversides, 359-61
 Round herring, 8, 189-91
 Round pompano, 439-41
 Round robin, 421-22
 Round whitefish, 221-24
 Rounded sucker, 106
 Roundfish, 221, 222
 Rudderfish, 454-55, 457, 567-69
 banded, 414-16, 428-29
 Ruddy bass, 529
 Ruddy sturgeon, 66
 Runner, 419-20, 598
 Rusty dab, 727
 Rusty flatfish, 727
 Rusty flounder, 717

- Rutilus anomalus*, 113
 storerianus, 158
Rypticus, 540-42
 bistrispinus, 541-42
Sac-a-lait, 460, 463
Saibling, 275-78
Sailfishes, 403-7
Sailor's choice, 561-62
Salar ausonii, 254
Salmo, 244-66, 257-59
 adirondacus, 266
 alpinus, 275, 278
 amethystinus, 266
 amethystus, 266
 ascanii, 275
 canadensis, 272
 clarkii henshawi, 250
 clupeaformis, 224
 colii, 276
 confinis, 266
 erythrogaster, 272
 fario, 254-57
 ausonii, 254
 foetens, 286
 fontinalis, 272
 gairdneri, 252-54
 gairdnerii, 252
 gloverii, 248
 grayi, 276
 (*Coregonus*) *harengus*, 233
 henshawi, 250-52
 hoodii, 266
 immaculatus, 272
 irideus, 261-63
 shasta, 261
 killinensis, 276
 (*Coregonus*) *labradoricus*, 224
 lemanus, 263-66
 levenensis, 259
 mykiss, 250
 henshawi, 250
 namaycush, 266
 pallidus, 266
 perisii, 276
 purpuratus, 252
 var. henshawi, 250
 (*Coregonus*) *quadrilateralis*, 221
 quinnat, 241
 rivalis, 276
Salmo (*continued*)
 salar, 244-48
 sebago, 248-50
 var. sebago, 248
 salmarinus, 275
 salvelinus, 275
 sebago, 248
 siscowet, 266
 trutta, 263
 levenensis, 259-61
 tshawytscha, 241
 (*Coregonus*) *tullibee*, 238
 umbla, 275
 willughbii, 276
Salmon, 61-62, 219-82
 Atlantic, 244-48
 black, 267
 chinook, 241-44
 dwarf, 246
 fresh-water, 246
 jack, 495
 king, 241-44
 landlocked, 246, 248-50
 Quinnat, 241-44
 Susquehanna, 494
 white, 495, 497
Salmon killer, 341
Salmon shark, 40
Salmon trout, 180, 252-54, 266-71
Salmonidae, 219-82
Salmoperca pellucida, 351
Salmoperca, 351-52
Salt water bream, 562
Salt-water chub, 598
Salt-water jack, 446
Salt-water minnow, 310
Salt-water trout, 571
Salvelinus, 271-82
 alpinus, 275-78
 aureolus, 278-82
 aureolus, 278
 fontinalis, 272-75
 namaycush, 266
Sand dab, 717, 726-27
Sand eel, 376-77
Sand flounder, 724, 730-31
Sand lances, 375-77
Sand perch, 463
Sand pike, 287, 498-99
Sand porgee, 558-61, 582

- Sand rollers, 351-52
 Sand shark, 34-37
 Sand smelt, 359
 Sand sucker, 108-9
 Sarcura, 46-52
 Sarda, 393-95
 mediterranea, 393
 pelamys, 393
 sarda, 393-95
 Sardine, scaled, 209
 Sardinella, 208-9
 sp., 209
 Sargus *ambassis*, 558
 arenosus, 558
 ovis, 563
 rhomboides, 561
 Sarothrodus *maculocinctus*, 605
 Satin striped herring, 215
 Sauger, 498-99
 Saurel, 425-26
 Sauries, 327-29
 Saurus *foetens*, 286
 mexicanus, 286
 Sawbelly, 200
 Scabbard fish, 402-3
 Scad, 421-22, 425
 big-eyed, 426-27
 dotted, 422
 mackerel, 423-24
 Scale carp, 167
 Scaled sardine, 209
 Scaly fins, 601-8
 Schilbeodes, 92-97
 gyrinus, 93-94
 insignis, 95-96
 miurus, 96-97
 Schoodic trout, 246
 Schuylkill cat, 86
 Sciaena, 578, 590
 caprodes, 505
 chrysur, 576
 imberbis, 578
 lineata, 524
 nebulosa, 585
 obliqua, 581
 ocellata, 578
 oscula, 590
 punctata, 576
 xanthurus, 581
 Sciaenidae, 569-92
 Sciaenops, 578-80, 583
 ocellatus, 578-80
 Sciema fusca, 588
 gigas, 588
 Sclerodermi, 608-15
 Scoliodon, 29-30
 Scoliodon terrae novae, 29-30
 Scolopsis sayanus, 353
 Scomber, 379-83
 alleteratus, 388
 chrysurus, 437
 colias, 381-83
 crumenophthalmus, 426
 crysos, 430
 dekayi, 382
 ductor, 412
 grex, 382
 hippos, 421, 428
 maculatus, 396
 pelamis, 386
 plumbeus, 445
 plumieri, 426
 pneumatophorus, 382
 regalis, 398
 sarda, 393
 saurus, 410
 scomber, 380
 scombrus, 379-81
 thazard, 384
 thynnus, 391
 trachurus, 425
 vernalis, 380
 zonatus, 414
 Scomberesocidae, 327-29
 Scomberesox, 327-29
 equirostrum, 327
 saurus, 327-29
 scutellatum, 327
 storeri, 328
 Scomberomorus, 395-401
 cavalla, 400-1
 maculatus, 396-98
 regalis, 398-400
 Scombridae, 379-401
 Scombroides, 379-459
 Scombroides occidentalis, 410
 Scorpaena americana, 646
 dactyloptera, 634
 flava, 646
 purpurea, 646
 rufa, 646

- Scorpaenidae, 631-35
 Scorpoena, yellow, 646
 Sculpin, 635-47
 brassy, 639
 daddy, 642-44
 deep water, 646
 18-spined, 641-42
 lake, 644-45
 pigmy, 639-41
 sea, 646
 Scup, 558-61
 Scuppaug, 559
 Scuteeg, 571
 Sea basses, 522-42, 536-39
 striped, 525
 Sea catfish, 77-78, 78-79
 Sea devil, 735
 Sea eel, 175-77
 Sea herring, 192-94
 Sea horse, 349-51
 Sea lamprey, great, 11-13
 Sea mink, 585-87
 Sea owl, 651
 Sea perch, 595
 red, 633
 Sea pike, 318
 Sea poacher, 648-49
 Sea raven, 646-47
 Sea robin, 642, 677-78, 680
 big-headed, 681-82
 red-winged, 678, 679-81
 Sea sculpin, 646
 Sea snails, 652-56
 striped, 654-56
 Sea snipe, 318
 Sea swallow, 685
 Sea toad, 642
 Sea trout, 571, 573-74
 Sea wolf, 673
 Seaweed blenny, 663-64
 Sebago trout, 246
 Sebastes, 631-33
 dactylopterus, 634
 marinus, 631-33
 norvegicus, 632
 norwegicus, 631
 Sebastinae, 631-35
 Sebastoplus dactylopterus, 634
 Seering, 180
 Selachii, 17-60
 Selachostomi, 60-63
 Selachus maximus, 42
 Selene, 434-36
 argentea, 435
 gallus, 435
 setipinnis, 433
 vomer, 435-36
 Semotilus, 121-26
 atromaculatus, 123-26
 biguttatus, 159
 bullaris, 122-23
 corporalis, 122, 124
 Seran imperial, 634-35
 Sergeant fishes, 448-50
 Seriola, 414-18
 bipinnulata, 419
 cosmopolita, 437
 gigas, 416
 lalandi, 416-18
 pinnulata, 419
 zonata, 414-16
 Seriolichthys bipinnulatus, 419
 Serranidae, 522-42
 Serranus atrarius, 536
 brasiliensis, 539
 flaviventris, 539
 margaritifera, 533
 nigrescens, 536
 niveatus, 533
 Shad, 192, 204-8, 460
 Cayuga lake, 200
 fall, 197
 gizzard, 186-88
 gold, 195-96
 hickory, 9, 188, 197-98
 little, 200
 mud, 188
 Ohio golden, 192
 stink, 188
 tailor, 198
 white, 205
 white-eyed, 188
 winter, 188
 Shad bait, 194
 Shad herring, 197-98, 203, 209-11
 Shad trout, 571
 Shad-waiter, 221, 224-30
 Shadine, 190-91
 Shanny, radiated, 667-68
 Shark ray, 46

- Sharks, 17-60
 angel, 45-46
 basking, 41-43
 blue, 39
 bone, 43
 dog, 23
 dusky, 25-26
 elephant, 42-43
 great blue, 25
 great white, 40-41
 green-backed, 30
 ground, 35
 hammerheaded, 30-32
 leopard, 24
 little bullhead, 46
 mackerel, 37-41
 Milbert's, 26-28
 requiem, 22-30
 salmon, 40
 sand, 34-37
 sharp-nosed, 29-30
 shovelhead, 30-31
 shovelnose, 32
 small blue, 27
 swingle-tail, 33-34
 thresher, 32-34
 tiger, 24
 Shark's pilot, 416
 Sharksucker, 686-87
 Sharp-nosed shark, 29-30
 Sheepshead, 458, 563-65, 591
 three-tailed, 603
 young, 589
 Sheepshead chaetodon, 603
 Sheepshead killifish, 317
 Sheepshead Lebias, 316
 Sheepshead minnow, 315-17
 Shiner, 139-40, 145-47, 160, 235-37,
 241, 359, 562
 blunt-nosed, 434
 cryptous broad, 458
 golden, 132-34
 lake, 236
 pug-nosed, 434
 red-sided, 128-29
 spotted, 157-58
 Shoemaker, 104
 Shoemakerfish, 432-33
 Shore pompano, 441
 Short-finned harvestfish, 458
 Short-nosed gar, 72-73
 Short-nosed sturgeon, 68-69
 Shovel fish, 61
 Shovelhead shark, 30-31
 Shovelnose shark, 32
 Sierra, 400-1
 Siluridae, 76-97
 Silurus catus, 85-87
 felis, 78
 gyrinus, 93
 marinus, 77
 melas, 90
 punctatus, 80
 Silver bass, 185, 462, 523
 Silver cat, 80
 Silver chub, 122-23
 Silver gar, 317-19
 Silver hake, 691-93
 Silver Jenny, 566-67
 Silver king, 177-79
 Silver lamprey, 14-15
 Silver perch, 463, 576-78
 Silver trout, 278-82
 Silverfin, 143-45
 Silverfish, 165
 Silversides, 354-62
 brook, 361-62
 fresh-water, 356-57
 rough, 359-61
 slender, 355-56
 small, 358
 Silvery anchovy, 216-17
 Silvery minnow, 116-18
 Silvery pompano, 441-43
 Silvery rockling, 708-9
 Siphostoma, 347-49
 fuscum, 347-49
 peckianum, 347
 Skate, 17, 46-51, 49
 barndoor, 50-51
 big, 48-49
 bonnet, 48
 clear-nosed, 49-50
 common, 47-48
 prickly, 47-48
 spotted, 48-49
 summer, 48
 winter, 49
 Skip mackerel, 446
 Skipjack, 192, 195-96, 361-62,
 458
 Skippang, 212

- Skipper, 327-29
 Slender halfbeak, 326-27
 Slender silversides, 355-56
 Slippery Dick, 675-76
 Smelt, 140-42, 143, 282-85
 sand, 359
 Smelt of New York lakes, 230-33
 Smolt, 245
 Smooth browed bullhead, 640
 Smooth dogfish, 23
 Smooth mousefish, 736
 Smooth puffer, 618-19
 Snake blenny, 671
 Snakefish, 287, 670-71
 Snap mackerel, 445-48
 Snapper, 445-48, 547-55, 633
 blue, 446
 gray, 548-50
 mangrove, 548-50
 red, 9, 550-55
 Snapping mackerel, 446
 Snipe, sea, 318
 Snowy grouper, 533-35
 Soapfish, 541-42
 Soft gar, 318
 Soft sucker, 108
 Soldier fish, 518
 Soleidae, 731-33
 Soles, 731-33
 American, 732-33
 calico, 732
 Southern flounder, 720-21
 Spadefishes, 601-4
 Spanish mackerel, 396-98
 Sparidae, 557-65
 Sparus argyrops, 558
 aureus, 483
 chrysops, 558
 ovis, 563
 probatoccephalus, 563
 rhomboides, 561
 Spawn-eater, 140-42
 Spearfish, 287, 405-7
 Spearfish sucker, 690
 Spearing, 359
 Speckled perch, 460
 Speckled trout, 273
 Sperling, 194, 359
 Sphaeroides trichocephalus, 624
 Spheroides, 619-24
 maculatus, 620-22
 nephelus, 624
 pachygaster, 624
 testudineus, 622-24
 trichocephalus, 624
 Sphyraena, 368-73
 acus, 322
 borealis, 371-73
 guachancho, 369-70
 guaguanche, 369
 guaguancho, 369
 güntheri, 369
 spet, 371
 Sphyraenidae, 368-73
 Sphyrna, 30-32
 tiburo, 30-31
 zygaena, 31-32
 Sphyrnidae, 30-32
 Spikefish, 404-5
 Spinax acanthias, 43
 Spined dogfish, 43-45
 Spinous dory, 439
 Spincus trachinote, 441
 Spiny boxfish, 626-28
 Spiny-rayed fishes, 351-608
 Spoon-billed sturgeon, 61
 Spoonbill, 61
 Spoonbill cat, 61-63
 Spot, 580-83
 Spot-striped balloon fish, 628
 Spotted bass, 487, 580
 Spotted bergall, 596
 Spotted blenny, 668-69
 Spotted caranx, 422
 Spotted cat, 80-81
 Spotted cero, 400
 Spotted codling, 704-5
 Spotted flounder, 731
 Spotted grouper, 533-35
 Spotted hake, 704-5
 Spotted maskalonge, 302-4
 Spotted minnow, 120-21
 Spotted pipefish, 346
 Spotted ray, 48
 Spotted shiner, 157-58
 Spotted skate, 48-49
 Spotted stargazer, 658-60
 Spotted sucker, 108-9
 Spotted turbot, 724

- Spotted weakfish, 573-74
 Sprat herring, 209-11
 Spring herring, 199
 Spring mummichog, 312
 Squalidae, 43-45
Squalius elongatus, 128
 margaritus, 130
Squalus, 43-45
 acanthias, 43-45
 canis, 23
 carcharias, 40
 cornubicus, 39
 glaucus, 25
 littoralis, 34
 maximus, 42
 obscurus, 25
 punctatus, 29
 spathula, 61
 squatina, 45
 (*Carcharias*) *terrae-novae*, 29
 tiburo, 30
 vulpes, 33
 zygaena, 31
Squamipinnes, 601-7
Squatina, 45-46
 angelus, 45
 dumerili, 45
 squatina, 45-46
Squatinae, 45-46
Squeteague, 570-73
Squid hound, 525
Squirrel fish, 562
Squirrel hake, 706, 707-8
Starfish, 458
Stargazers, 658-62
 little, 637
 spotted, 658-60
Staten Island herring, 197
Steel-back minnow, 113
Steelhead, 252-54
Stellifer, 576
Stenotomus, 557-60
 argyrops, 558
 chrysops, 558-61
Stephanolepis, 611-13
Stichaeinae, 667-71
Stichaeus, 668-69
 islandicus, 670
 punctatus, 668-69
Sticklebacks, 335-44
 bloody, 343
 brook, 335-37
 Cayuga lake, 337
 four-spined, 342-44
 10-spined, 338-40
 two-spined, 340-42
Stilbe chrysoleucas, 132
Sting rays, 53-57
Stink shad, 188
Stizostedion, 493-99
 canadense, 498-99
 griseum, 499
 vitreum, 493-97
Stizostedium canadense, 498
 var. griseum, 499
 vitreum, 494
Stolephorus, 213-19
 argyrophanus, 216-17
 browni, 214
 brownii, 214-15
 eurystole, 216
 mitchilli, 218-19
 perfasciatus, 216, 217-18
Stomodon Bilinearis, 691
Stone bass, 532
Stone cat, 91-92, 93-94
 marginated, 95-96
 tadpole, 93
 variegated, 96-97
Stone lugger, 104, 113-14
Stone roller, 103-4, 113-14
Stone toter, 104, 113
Straw-colored minnow, 138-39
Strawberry bass, 462-64
Strawberry perch, 460, 463
Streaked bass, 525
Streaked head, 438
Striped anchovy, 214-15
Striped bass, 523, 524-27
Striped basse, 525
Striped killifish, 309
Striped mud minnow, 289-91
Striped mullet, 363-66
Striped mummichog, 309
Striped perch, 502
Striped sea bass, 525
Striped sea snail, 654-56
Striped sucker, 108-9
Stromateidae, 455-59

- Stromateus alepidotus*, 456
 cryptosus, 458
 gardenii, 456
 longipinnis, 456
 paru, 456
 triacanthus, 457
- Sturgeon, 63-69
 bony, 66
 common, 63-65
 lake, 66-67
 Ohio river, 66
 red, 66
 rock, 66
 ruddy, 66
 short-nosed, 68-69
 spoon-billed, 61
- Suckers, 97-112
 banded, 104
 black, 104
 black-nosed, 108
 brook, 101
 chub, 105-7
 common, 101-3
 golden, 111
 gray, 101
 hog, 103-4
 large-scaled, 104
 long-nosed, 99-101
 mud, 104
 northern, 99, 100
 oceanic, 689
 Oneida, 111
 pale, 101
 pilot, 687-88
 red-sided, 100
 rounded, 106
 sand, 108-9
 soft, 108
 spearfish, 690
 spotted, 108-9
 striped, 108-9
 sweet, 106
 swordfish, 689-90
 white, 101
 white-nosed, 109-10
- Sucking fish, 686-87
Sucking toad, 621
Summer flounder, 717-20
Summer herring, 203
Summer mullet, 367
Summer skate, 48
Sun trout, 571
Sunapee trout, 278-82
Sunfish, 434, 459-93, 483-86, 615, 629
 banded, 471-73
 bass, 466
 blue, 480-82
 blue-spotted, 473-75, 477
 green, 475-77
 long-eared, 478
 mud, 464-66
Sunny, 484
Surgeons, 606-7
Surmulletts, 377-79
Susquehanna salmon, 494
Sweet sucker, 106
Swellfish, 620-22
Swelltoad, 621
Swingle-tail shark, 33-34
Swiss Lake trout, 263-66
Swordfish sucker, 689-90
Swordfishes, 71, 407-9
Synentognathi, 317-35
Syngnathidae, 347-49
Syngnathinae, 347-49
Syngnathus fasciatus, 347
 fuscus, 347
 hippocampus, 350
 peckianus, 347
 viridescens, 347
Synodontidae, 285-87
Synodus, 285-87
 foetens, 286-87
- Tadpole** stonecat, 93
Tahoe trout, 250-52
Tailor, 446
Tailor shad, 198
Tambor, 624
Tang, 607
Tarpon atlanticus, 177-79
Tarpons, 177-80
Tarpum, 177-79
Tautog, 597-99
Tautoga, 596-99
 americana, 597
 caerulea, 593
 niger, 597
 onitis, 597-99

- Tautogolabrus*, 593-96
 adpersus, 593-96
Tectospondyli, 45-46
Teleostei, 76-738
Teleostomi, 60-76
Temnodon saltator, 445
Tench, 126-27
Tessellated darter, 514-16
Tetraodon laevigatus, 618
 turgidus, 620
Tetraodontidae, 617-24
Tetrapturus, 405-7
 albidus, 406
 belone, 405
 imperator, 405-7
Tetrodon curvus, 618
 hispidus var. maculatus, 620
 laevigatus, 618
 mathematicus, 618
 mola, 629
 testudineus, 622
 trichocephalus, 624
 turgidus, 620
Tetronarce, 51-52
 occidentalis, 51-52
Teuthididae, 606-7
Teuthis, 606-7
 hepatus, 607
Thimble-eye mackerel, 381-83
Thorn back, 339, 343
Thorn-backed grunt, 444
Thread herring, 188, 209-11
Threadfins, 373-75
Threadfish, 210, 432-33
Thresher shark, 32-34
Thunder pumper, 591
Thunnus, 390-93
 thynnus, 391-93
Thynnus affinis, 389
 brachypterus, 391
 brasilensis, 388
 brevipinnis, 388
 brevirostris, 389
 pelamys, 386
 secundidorsalis, 391
 thunnina, 388
 vulgaris, 391
Tiburón, 28-29
Tiger shark, 24
Timber croppie, 460
Tin mouth, 463
Tin perch, 460
Tinca, 126-27
 tinca, 126-27
 vulgaris, 126
Toad, 598
 sucking, 621
Toadfish, 621, 660-62
 rock, 646
Tobacco box, 484
Togue, 267
Tomcod, 586, 695-97
 brown, 696
 mixed, 696
 yellow, 696
 yellowish white, 696
Toothed flatfish, 719
Toothed herring, 184-85
Toothed minnow, 312
Top minnows, 307
Topsail, gaff, 77-78
Torpedo, 51-52
 occidentalis, 51
Torsh, 699
Trachinoidei, 658-62
Trachinote, spinous, 441
Trachinotus, 438-44
 argenteus, 441-43
 carolinus, 443-44
 cupreus, 441
 falcatus, 439-41
 fuscus, 439
 pampanus, 443
 rhomboides, 439
 spinous, 439
Trachurops, 426-27
 crumenophthalmus, 426-27
Trachurus, 424-26
 saurus, 425
 trachurus, 425-26
Trachynotus, 439
 carolinus, 443
 ovatus, 439
 pampanus, 443
 rhomboides, 439
Trichidion octofilis, 373
 octonemus, 373
Trichiuridae, 402-3
Trichiurus, 402-3
 argenteus, 402
 lepturus, 402-3

- Trichocyclus erinaceus, 625
 Trichodiodon, 624-26
 pilosus, 625-26
 Trichopterus, 428-29
 Trigger fishes, 608-11
 blue-striped, 610-11
 Trigla, 677, 682
 carolina, 677
 cuculus, 682-83
 evolans, 679
 lineata, 679
 palmipes, 677
 strigata, 679
 tribulus, 681
 volitans, 684
 Triglidae, 676-83
 Trigloporus, 644-45
 stimpsoni, 644
 thompsoni, 644-45
 Triple-tails, 542-43, 602-4
 Trota, 255
 Trout, 488, 491, 571
 aleby, 702
 brook, 6, 255, 272-75
 brown, 254-57, 488
 Gairdner's, 252-54
 golden, 278-82
 gray, 267, 571
 hybrid, 5, 257-59
 lake, 266-71
 Lake Tahoe, 250-52
 Loch Leven, 259-61
 mountain, 488
 rainbow, 261-63
 red, 267
 red-throat, 250-52
 salmon, 180, 252-54, 266-71
 salt-water, 571
 Schoodic, 246
 sea, 571, 573-74
 Sebago, 246
 shad, 571
 silver, 278-82
 speckled, 273
 steelhead, 252-54
 sun, 571
 Sunapee, 278-82
 Swiss Lake, 263-66
 white, 488
 Trout perches, 351-52, 488
 Trout pickerel, 295
 Trout pike, 287
 True fishes, 60-76
 Truite, 255
 Trumpet fish, 345-46
 Trunkfishes, 615-17
 Trutta, 244
 Trygon hastata, 53-54
 sayi, 55
 Tuftgills, 347-51
 Tuladi, 267
 Tullibee, 238-41
 Tunny, 391-93
 little, 388-90
 Turbot, 608-10
 spotted, 724
 Turbot flounder, 719
 Tylosurus, 317-23
 acus, 322-23
 crassus, 319
 gladius, 319
 longirostris, 317
 marinus, 317-19
 raphidoma, 319-21
 Ulcina, 648-49
 Ulvaria, 667-68
 subbifurcata, 667-68
 Umbra, 287-91
 limi, 288-89
 pygmaea, 289
 pygmaea, 289-91
 Umbridae, 287-91
 Umbrina, 585
 alburnus, 585
 nebulosa, 585
 Unspotted balloonfish, 628-29
 Unspotted maskalonge, 304-7
 Upsilonphorus guttatus, 658
 Uranidea, 637-38
 formosa, 638
 gracilis, 637-38
 quiescens, 637
 richardsoni, 636
 Uranoscopidae, 658-60
 Uranoscopinae, 658-60
 Urophycis, 704-8
 chuss, 707-8
 regius, 704-5
 tenuis, 705-7

- Variiegated goby**, 657
Variiegated stone cat, 96-97
Vomer, 433-34
 brownii, 433
 setipinnis, 433-34
Von Behr trout, 255
- Wall-eyed herring**, 199-200
Wall-eyed pike, 493-97
Warmouth, 470-71
Watery flounder, 724
Weakfish, 570-73
 spotted, 573-74
Weesick, 198
Welshman, 491
Whip ray, 55
Whip sting ray, 55
Whip-tailed rays, 53-59
Whirligig mullet, 367-68
White bass, 522-23
White-bellied killifish, 311
White cat, 80, 85-86
White croppie, 460
White-eyed shad, 188
White hake, 705-7
White mullet, 366-67
White-nosed sucker, 109-10
White perch, 528-31, 590-92
White salmon, 495, 497
White shad, 205
White shark, great, 40-41
White sucker, 101
White-tailed remora, 687
White trout, 488
Whitebait, 194, 215, 217, 218-19, 357-59
Whitefish, 205, 219, 446
 blackfin, 228
 common, 224-30, 240
 Hoy's, 241
 Labrador, 9, 224-30
 Menominee, 221
 mongrel, 238-41
 round, 221-24
Whiting, 585-87, 691-93
 Bermuda, 586
Will George, 598
Wind fish, 122-23
Window light, 724
Windowpane, 723-24
Wingfish, 678
- Winninish**, 246
Winter flounder, 727-29
Winter shad, 188
Winter skate, 49
Wolf fishes, 672-74
Wrassefishes, 593-600
Wreckfish, 532-33
Wrymouths, 671-72
- Xenarchi**, 352-54
Xiphias, 407-9
 gladius, 408-9
 imperator, 405
Xiphidiidae, 665-71
Xiphidiidae, 407-9
Xystophorus, 412
- Yellow backs**, 208
Yellow bass, 487
Yellow-bellied killifish, 311
Yellow caranx, 429
Yellow cat, 84
Yellow fins, 571
Yellow mackerel, 430-31
Yellow perch, 6, 488, 500-4, 529
Yellow pike, 494
Yellow scorpoena, 646
Yellow-tail, 309, 562, 576-78
Yellowish white tomcod, 696
- Zeidae**, 600-1
Zenopsis, 600-1
 ocellatus, 600-1
Zeoidea, 600-8
Zeus capillaris, 435
 ciliaris, 432
 crinitus, 432
 geometricus, 435
 ocellatus, 600
 rostratus, 435
 setapinnis, 433
 spinus, 439
 vomer, 435
Zoarces, 674-75
 anguillaris, 674-75
 viviparus, 674
Zoarcidae, 674-75
Zonichthys gigas, 416
Zygaena malleus, 31
 tiburo, 30

New York State Museum

MUSEUM PUBLICATIONS

Any of the University publications will be sold in lots of 10 or more at 20% discount. When sale copies are exhausted, the price for the few reserve copies is advanced to that charged by second-hand booksellers to limit their distribution to cases of special need. Such prices are inclosed in brackets.

All publications are in paper covers, unless binding is specified.

Museum annual reports 1847-date. *All in print to 1892, 50c a volume, 75c in cloth; 1892-date, 75c, cloth.*

These reports are made up of the reports of the director, geologist, paleontologist, botanist and entomologist, and museum bulletins and memoirs, issued as advance sections of the reports.

Geologist's annual reports 1881-date. Rep'ts 1, 3-13, 17-date, O.; 2, 14-16, Q.

The annual reports of the early natural history survey, 1837-41 are out of print. Reports 1-4, 1881-84 were published only in separate form. Of the 5th report 4 pages were reprinted in the 39th museum report, and a supplement to the 6th report was included in the 40th museum report. The 7th and subsequent reports are included in the 41st and following museum reports, except that certain lithographic plates in the 11th report (1891) and 13th (1893) are omitted from the 45th and 47th museum reports.

Separate volumes of the following only are available.

Report	Price	Report	Price	Report	Price
12 (1892)	\$.50	16	\$ 1	19	\$.40
14	.75	17	.75	20	.50
15	1	18	.75		

In 1898 the paleontologic work of the State was made distinct from the geologic and will hereafter be reported separately.

Paleontologist's annual reports 1899-date.

See fourth note under Geologist's annual reports.

Bound also with museum reports of which they form a part. Reports for 1899 and 1900 may be had for 20c each. Since 1901 these reports have been issued as bulletins.

Botanist's annual reports 1869-date.

Bound also with museum reports 21-date of which they form a part; the first botanist's report appeared in the 21st museum report and is numbered 21. Reports 21-24, 29, 31-41 were not published separately.

Separate reports 25-28, 30, 42 50 and 52 (Museum bulletin 25) are out of print. Report 51 may be had for 40c; 53 for 20c; 54 for 50c; 55 (Museum bulletin 54) for 40c. Beginning with 1901 these reports will be issued as bulletins.

Descriptions and illustrations of edible, poisonous and unwholesome fungi of New York have been published in volumes 1 and 3 of the 48th museum report and in volume 1 of the 49th, 51st, 52d, 53d, 54th and 55th reports. The descriptions and illustrations of edible and unwholesome species contained in the 49th, 51st and 52d reports have been revised and rearranged, and combined with others more recently prepared and constitute Museum memoir 4.

Entomologist's annual reports on the injurious and other insects of the State of New York 1882-date.

Reports 3-17 bound also with museum reports 40-46, 48-55 of which they form a part. Beginning with 1898 these reports have been issued as bulletins. Reports 3-4 are out of print, other reports with prices are:

Report	Price	Report	Price	Report	Price
1	\$.50	8	\$.25	13	\$ 1.10
2	.30	9	.25	14 (Mus. bul. 23)	.20
5	.25	10	.35	15 (" 31)	.15
6	.15	11	.25	16 (" 36)	.25
7	.20	12	.25	17 (" 53)	.30

Reports 2, 8-12 may also be obtained bound separately in cloth at 25c in addition to the price given above.

Museum bulletins 1887-date. O. *To advance subscribers, \$2 a year or 50c a year for those of any one division: (1) geology, including economic geology, general zoology, archeology and mineralogy, (2) paleontology, (3) botany, (4) entomology.*

Bulletins are also found with the annual reports of the museum as follows:

Bulletins	Report	Bulletins	Report	Bulletins	Report
12-15	48, v. 1	20-25	52, v. 1	35-36	54, v. 2
16-17	50. "	26-31	53. "	37-41	" v. 3
18-19	51. "	32-34	54. "	45-48	" v. 4

The letter and figure in parenthesis after the bulletin number indicate the division and series number. G=geology, EG=economic geology, Z=general zoology, A=archeology, M=mineralogy, P=paleontology, B=botany, E=entomology, Mis-c=miscellaneous.

Volume 1. 6 nos. \$1.50 in cloth

- 1 (Z1) Marshall, W: B. Preliminary List of New York Unionidae. 20p. Mar. 1892. 5c.
- 2 (B1) Peck, C: H. Contributions to the Botany of the State of New York. 66p. 2pl. May 1887. [35c]
- 3 (EG1) Smock, J: C. Building Stone in the State of New York. 152p. Mar. 1888. *Out of print.*
- 4 (M1) Nason, F. L. Some New York Minerals and their Localities. 20p. 1pl. Aug. 1888. 5c.
- 5 (E1) Lintner, J. A. White Grub of the May Beetle. 32p. il. Nov. 1888. 10c.
- 6 (E2) ——— Cut-worms. 36p. il. Nov. 1888. 10c.

Volume 2. 4 nos. [\$1.50] in cloth

- 7 (EG2) Smock, J: C. First Report on the Iron Mines and Iron Ore Districts in New York. 6+70p. map. June 1889. *Out of print.*
- 8 (B2) Peck, C: H. Boleti of the United States. 96p. Sep. 1889. [50c]
- 9 (Z2) Marshall, W: B. Beaks of Unionidae Inhabiting the Vicinity of Albany, N. Y. 24p. 1pl. Aug. 1890. 10c.
- 10 (EG3) Smock, J: C. Building Stone in New York. 210p. map. tab. Sep. 1890. 40c.

Volume 3. 5 nos.

- 11 (EG4) Merrill, F: J. H. Salt and Gypsum Industries in New York. 92p. 12pl. 2 maps, 11 tab. Ap. 1893. 40c.
- 12 (EG5) Ries, Heinrich. Clay Industries of New York. 174p. 2pl. map. Mar. 1895. 30c.
- 13 (E3) Lintner, J. A. Some Destructive Insects of New York State; San José Scale. 54p. 7pl. Ap. 1895. 15c.
- 14 (G1) Kemp, J. F. Geology of Moriah and Westport Townships, Essex Co. N. Y., with notes on the iron mines. 38p. 7pl. 2 maps. Sep. 1895. 10c.
- 15 (EG6) Merrill, F: J. H. Mineral Resources of New York. 224p. 2 maps. Sep. 1895. 40c.

Volume 4

- 16 (A1) Beauchamp, W: M. Aboriginal Chipped Stone Implements of New York. 86p. 23pl. Oct. 1897. 25c.
- 17 (EG7) Merrill, F: J. H. Road Materials and Road Building in New York. 52p. 14pl. 2 maps 34x45; 68x92cm. Oct. 1897. 15c.
Maps separate 10c each, two for 15c.
- 18 (A2) Beauchamp, W: M. Polished Stone Articles used by the New York Aborigines. 104p. 35pl. Nov. 1897. 25c.
- 19 (G2) Merrill, F: J. H. Guide to the Study of the Geological Collections of the New York State Museum. 162p. 119pl. map. Nov. 1898. 40c.

Volume 5

- 20 (E4) Felt, E. P. Elm-leaf Beetle in New York State. 46p. il. 5pl. June 1898. 5c.

MUSEUM PUBLICATIONS

- 21 (G₃) Kemp, J. F. Geology of the Lake Placid Region. 24p. 1pl. map. Sep. 1898. 5c.
 22 (A₃) Beauchamp, W: M. Earthenware of the New York Aborigines. 78p. 33pl. Oct. 1898. 25c.
 23 (E₅) Felt, E. P. 14th Report of the State Entomologist 1898. 150p. il. 9pl. Dec. 1898. 20c.
 24 (E₆) ——— Memorial of the Life and Entomologic Work of J. A. Lintner Ph.D. State Entomologist 1874-98; Index to Entomologist's Reports 1-13. 316p. 1pl. Oct. 1899. 35c.
 Supplement to 14th report of the state entomologist.
 25 (B₃) Peck, C: H. Report of the State Botanist 1898. 76p. 5pl. Oct. 1899. *Out of print.*

Volume 6

- 26 (E₇) Felt, E. P. Collection, Preservation and Distribution of New York Insects. 36p. il. Ap. 1899. 5c.
 27 (E₈) ——— Shade-tree Pests in New York State. 26p. il. 5pl. May 1899. 5c.
 28 (B₄) Peck, C: H. Plants of North Elba. 206p. map. June 1899. 20c.
 29 (Z₃) Miller, G. S. jr. Preliminary List of New York Mammals. 124p. Oct. 1899. 15c.
 30 (EG₈) Orton, Edward. Petroleum and Natural Gas in New York. 136p. il. 3 maps. Nov. 1899. 15c.
 31 (E₉) Felt, E. P. 15th Report of the State Entomologist 1899. 128p. June 1900. 15c.

Volume 7

- 32 (A₄) Beauchamp, W: M. Aboriginal Occupation of New York. 190p. 16pl. 2 maps. Mar. 1900. 30c.
 33 (Z₄) Farr, M. S. Check List of New York Birds. 224p. Ap. 1900. 25c.
 34 (P₁) Cumings, E. R. Lower Silurian System of Eastern Montgomery County; Prosser, C: S. Notes on the Stratigraphy of Mohawk Valley and Saratoga County, N. Y. 74p. 10pl. map. May 1900. 15c.
 35 (EG₉) Ries, Heinrich. Clays of New York: their Properties and Uses. 456p. 140pl. map. June 1900. \$1, cloth.
 36 (E₁₀) Felt, E. P. 16th Report of the State Entomologist 1900. 118p. 16pl. Mar. 1901. 25c.

Volume 8

- 37 (E₁₁) ——— Catalogue of Some of the More Important Injurious and Beneficial Insects of New York State. 54p. il. Sep. 1900. 10c.
 38 (Z₅) Miller, G. S. jr. Key to the Land Mammals of Northeastern North America. 106p. Oct. 1900. 15c.
 39 (P₂) Clarke, J: M.; Simpson, G: B. & Loomis, F: B. Paleontologic Papers 1. 72p. il. 16pl. Oct. 1900. 15c.
Contents: Clarke, J: M. A Remarkable Occurrence of Orthoceras in the Oneonta Beds of the Chenango Valley, N. Y.
 — Paropsonema Cryptophya; a Peculiar Echinoderm from the Intumescenszone (Portage Beds) of Western New York.
 — Dictyonine Hexactinellid Sponges from the Upper Devonian of New York.
 — The Water Biscuit of Squaw Island, Canandaigua Lake, N. Y.
 Simpson, G: B. Preliminary Descriptions of New Genera of Paleozoic Rugose Corals.
 Loomis, F: B. Siluric Fungi from Western New York.
 40 (Z₆) Simpson, G: B. Anatomy and Physiology of Polygyra albolarbris and Limax maximus and Embryology of Limax maximus. 82p. 28pl. Oct. 1901. 25c.
 41 (A₅) Beauchamp, W: M. Wampum and Shell Articles used by New York Indians. 166p. 28pl. Mar. 1901. 30c.

- 42 (P₃) Ruedemann, Rudolf. Hudson River Beds near Albany and their Taxonomic Equivalents. 114p. 2pl. map. Ap. 1901. 25c.
- 43 (Z₇) Kellogg, J. L. Clam and Scallop Industries of New York. 36p. 2pl. map. Ap. 1901. 10c.
- 44 (EG₁₀) Ries, Heinrich. Lime and Cement Industries of New York; Eckel, E. C. Chapters on the Cement Industry. 332p. 101pl. 2 maps. Dec. 1901. 85c, cloth.
- Volume 9
- 45 (P₄) Grabau, A. W. Geology and Paleontology of Niagara Falls and Vicinity. 286p. il. 18pl. map. Ap. 1901. 65c; cloth 90c.
- 46 (E₁₂) Felt, E. P. Scale Insects of Importance and a List of the Species in New York. 94p. il. 15pl. June 1901. 25c.
- 47 (E₁₃) Needham, J. G. & Betten, Cornelius. Aquatic Insects in the Adirondacks. 234p. il. 36pl. Sep. 1901. 45c.
- 48 (G₄) Woodworth, J. B. Pleistocene Geology of Nassau County and Borough of Queens. 58p. il. 9pl. map. Dec. 1901. 25c.
- Volume 10
- 49 (P₅) Ruedemann, Rudolf; Clarke, J. M. & Wood, Elvira. Paleontologic Papers 2. 240p. 13pl. Dec. 1901. 40c.
Contents: Ruedemann, Rudolf. Trenton Conglomerate of Rysedorph Hill. Clarke, J. M. Limestones of Central and Western New York Interbedded with Bituminous Shales of the Marcellus Stage. Wood, Elvira. Marcellus Limestones of Lancaster, Erie Co. N. Y. Clarke, J. M. New Agelacrinites.
 — Value of Amnigenia as an Indicator of Fresh-water Deposits during the Devonian of New York, Ireland and the Rhineland.
- 50 (A₆) Beauchamp, W. M. Horn and Bone Implements of the New York Indians. 112p. 43pl. Mar. 1902. 30c.
- 51 (Z₈) Eckel, E. C. & Paulmier, F. C. Catalogue of Reptiles and Batrachians of New York. 64p. il. 1pl. Ap. 1902. 15c.
 Eckel, E. C. Serpents of Northeastern United States. Paulmier, F. C. Lizards, Tortoises and Batrachians of New York.
- 52 (P₆) Clarke, J. M. Report of the State Paleontologist 1901. 280p. il. 9pl. map. 1 tab. July 1902. 40c.
- 53 (E₁₄) Felt, E. P. 17th Report of the State Entomologist 1901. 232p. il. 6pl. Aug. 1902. 30c.
- 54 (B₅) Peck, C. H. Report of the State Botanist 1901. 58p. 7pl. Nov. 1902. 40c.
- 55 (A₇) Beauchamp, W. M. Metallic Implements of the New York Indians. 94p. 38pl. June 1902. 25c.
- 56 (G₅) Merrill, F. J. H. Geologic Map of New York. *In press.*
- 57 (E₁₅) Felt, E. P. Elm Leaf Beetle in New York State. 46p. il. 8pl. Aug. 1902. 15c.
- 58 (M₂) Whitlock, H. P. Guide to the Mineralogic Collections of the New York State Museum. 150p. il. 39pl. 11 models. Sep. 1902. 40c.
- 59 (E₁₆) Felt, E. P. Grapevine Root Worm. 40p. 6pl. Dec. 1902. 15c.
- 60 (Z₉) Bean, T. H. Catalogue of the Fishes of New York. 784p. Feb. 1903. \$1, cloth.
- 61 (EG₁₁) Dickinson, H. T. Quarries of Bluestone and other Sandstones in New York. *In press.*
- 62 (Misc₁) Merrill, F. J. H. Directory of Natural History Museums in United States and Canada. *In press.*
- 63 Clarke, J. M. Stratigraphy of Canandaigua and Naples Quadrangles. 2 maps. *In press.*
 Catalogue of Type Specimens of Paleozoic Fossils in the New York State Museum. *In press.*
 Ellis, Mary. Bibliography and Index of New York State Museum Publications 1848-1902. *In press.*
 Needham, J. G. & others. Aquatic Insects of New York. *In press.*

Museum memoirs 1889-date. Q.

- 1 Beecher, C. E. & Clarke, J. M. Development of some Silurian Brachiopoda. 96p. 8pl. Oct. 1889. *Out of print.*
- 2 Hall, James & Clarke, J. M. Paleozoic Reticulate Sponges. 350p. il. 70pl. 1898. \$1, cloth.
- 3 Clarke, J. M. The Oriskany Fauna of Becraft Mountain, Columbia Co. N. Y. 128p. 9pl. Oct. 1900. 80c.
- 4 Peck, C. H. N. Y. Edible Fungi, 1895-99. 106p. 25pl. Nov. 1900. 75c.
This includes revised descriptions and illustrations of fungi reported in the 49th, 51st and 52d reports of the state botanist.
- 5 Clarke, J. M. & Ruedemann, Rudolf. Guelph Formation and Fauna of New York State. *In press.*
- 6 Clarke, J. M. Naples Fauna in Western New York. *In press.*
Felt, E. P. Insects Affecting Park and Woodland Trees. *In preparation.*

Natural history of New York. 30v. il. pl. maps. Q. Albany 1842-94.

DIVISION 1 ZOOLOGY. De Kay, James E. Zoology of New York; or, The New York Fauna; comprising detailed descriptions of all the animals hitherto observed within the State of New York with brief notices of those occasionally found near its borders, and accompanied by appropriate illustrations. 5v. il. pl. maps. sq. Q. Albany 1842-44. *Out of print.*
Historical introduction to the series by Gov. W. H. Seward. 178p.

- v. 1 pt1 Mammalia. 13+146p. 33pl. 1842.
300 copies with hand-colored plates.
- v. 2 pt2 Birds. 12+380p. 141pl. 1844.
Colored plates.
- v. 3 pt3 Reptiles and Amphibia. 7+98p. pt4 Fishes. 15+415p. 1842.
pt3-4 bound together.
- v. 4 Plates to accompany v. 3. Reptiles and Amphibia 23pl. Fishes 79pl. 1842.
300 copies with hand-colored plates.
- v. 5 pt5 Mollusca. 4+271p. 40pl. pt6 Crustacea. 70p. 13pl. 1843-44.
Hand-colored plates: pt5-6 bound together.

DIVISION 2 BOTANY. Torrey, John. Flora of the State of New York; comprising full descriptions of all the indigenous and naturalized plants hitherto discovered in the State, with remarks on their economical and medical properties. 2v. il. pl. sq. Q. Albany 1843. *Out of print.*

- v. 1 Flora of the State of New York. 12+484p. 72pl. 1843.
300 copies with hand-colored plates.
- v. 2 Flora of the State of New York. 572p. 89pl. 1843.
300 copies with hand-colored plates.

DIVISION 3 MINERALOGY. Beck, Lewis C. Mineralogy of New York; comprising detailed descriptions of the minerals hitherto found in the State of New York, and notices of their uses in the arts and agriculture. il. pl. sq. Q. Albany 1842. *Out of print.*

- v. 1 pt1 Economical Mineralogy. pt2 Descriptive Mineralogy. 24+536p. 1842.
8 plates additional to those printed as part of the text.

DIVISION 4 GEOLOGY. Mather, W. W.; Emmons, Ebenezer; Vanuxem, Lardner & Hall, James. Geology of New York. 4v. il. pl. sq. Q. Albany 1842-43. *Out of print.*

- v. 1 pt1 Mather, W. W. First Geological District. 37+653p. 46pl. 1843.
- v. 2 pt2 Emmons, Ebenezer. Second Geological District. 10+437p. 17pl. 1842.
- v. 3 pt3 Vanuxem, Lardner. Third Geological District. 306p. 1842.
- v. 4 pt4 Hall, James. Fourth Geological District. 22+683p. Map and 19pl. 1843.

DIVISION 5 AGRICULTURE. Emmons, Ebenezer. Agriculture of New York; comprising an account of the classification, composition and distribution of the soils and rocks and the natural waters of the different geological formations, together with a condensed view of the meteorology and agricultural productions of the State. 5v. il. pl. sq. Q. Albany 1846-54. *Out of print.*

- v. 1 Soils of the State, their Composition and Distribution. 11+371p. 21pl. 1846.

UNIVERSITY OF THE STATE OF NEW YORK

- v. 2 Analyses of Soils, Plants, Cereals, etc. 8+343+46p. 42pl. 1849.
With hand-colored plates.
- v. 3 Fruits, etc. 8+340p. 1851.
- v. 4 Plates to accompany v. 3. 95pl. 1851.
Hand-colored.
- v. 5 Insects Injurious to Agriculture. 8+272p. 50pl. 1854.
With hand-colored plates.
- DIVISION 6 PALEONTOLOGY.** Hall, James. Paleontology of New York. 8v. il.
pl. sq. Q. Albany 1847-94. *Bound in cloth.*
- v. 1 Organic Remains of the Lower Division of the New York System. 23+338p.
99pl. 1847. *Out of print.*
- v. 2 Organic Remains of Lower Middle Division of the New York System.
8+362p. 104pl. 1852. *Out of print.*
- v. 3 Organic Remains of the Lower Helderberg Group and the Oriskany Sand-
stone. pt 1, text. 12+532p. 1859. [\$3.50]
— pt2, 143pl. 1861. [\$2.50]
- v. 4 Fossil Brachiopoda of the Upper Helderberg, Hamilton, Portage and Che-
mung Groups. 11+1+428p. 99pl. 1867. \$2.50.
- v. 5 pt1 Lamellibranchiata 1. Monomyaria of the Upper Helderberg, Hamilton
and Chemung Groups. 18+268p. 45pl. 1884. \$2.50.
— Lamellibranchiata 2. Dimyaria of the Upper Helderberg, Hamilton,
Portage and Chemung Groups. 62+293p. 51pl. 1885. \$2.50.
— pt2 Gasteropoda, Pteropoda and Cephalopoda of the Upper Helderberg,
Hamilton, Portage and Chemung Groups. 2v. 1879. v. 1, text. 15+492p.
v. 2, 120pl. \$2.50 for 2 v.
- v. 6 Corals and Bryozoa of the Lower and Upper Helderberg and Hamilton
Groups. 24+298p. 67pl. 1887. \$2.50.
- v. 7 Trilobites and other Crustacea of the Oriskany, Upper Helderberg, Hamil-
ton, Portage, Chemung and Catskill Groups. 64+236p. 46pl. 1888. Cont.
supplement to v. 5, pt2. Pteropoda, Cephalopoda and Annelida. 42p. 18pl.
1888. \$2.50.
- v. 8 pt1 Introduction to the Study of the Genera of the Paleozoic Brachiopoda.
16+367p. 44pl. 1892. \$2.50.
— pt2 Paleozoic Brachiopoda. 16+394p. 84pl. 1894. \$2.50.

Museum handbooks 1893-date. $7\frac{1}{2} \times 12\frac{1}{2}$ cm.

In quantities, 1 cent for each 16 pages or less. Single copies postpaid as below.

H5 New York State Museum. 14p. il. 3c.

Outlines history and work of the museum; with list of staff and scientific publications, 1893. New edition in press.

H13 Paleontology. 8p. 2c.

Brief outline of State Museum work in paleontology under heads: Definition; Relation to biology; Relation to stratigraphy; History of paleontology in New York.

H15 Guide to Excursions in the Fossiliferous Rocks of New York.

120p. 8c.

Itineraries of 32 trips covering nearly the entire series of Paleozoic rocks, prepared specially for the use of teachers and students desiring to acquaint themselves more intimately with the classic rocks of this State.

H16 Entomology. 16p. 2c.

H17 Economic Geology. *In preparation.*


Maps. Merrill, F: J. H. Economic and Geologic Map of the State of New York. 59x67 cm. 1894. Scale 14 miles to 1 inch. *Out of print.*


New edition in preparation.

Printed also with Museum bulletin 15 and the 48th museum report, v. 1.

— Geologic Map of New York. 1901. Scale 5 miles to 1 inch. *In atlas form \$3; mounted on rollers \$5. Lower Hudson sheet 60c.*

The lower Hudson sheet, geologically colored, comprises Rockland, Orange, Dutchess, Putnam, Westchester, New York, Richmond, Kings, Queens and Nassau counties, and parts of Sullivan, Ulster and Suffolk counties; also north-eastern New Jersey and part of western Connecticut.





LIBRARY OF CONGRESS



0 005 465 416 9