


## Historic, archived document

Do not assume content reflects current scientific knowledge, policies, or practices.



62-39

Tracy July 1-27

# CATALOGUE

OF

## KITCHEN GARDEN, HERB, TREE, FIELD AND FLOWER SEEDS,

BULBOUS FLOWER ROOTS,

AGRICULTURAL BOOKS, &c.

FOR SALE AT THE OFFICE OF THE NEW ENGLAND  
FARMER, NO. 52 NORTH MARKET STREET, BOSTON,

BY JOHN B. RUSSELL,

WITH DIRECTIONS FOR CULTIVATING THE MORE RARE  
AND DELICATE SORTS.



WITH A LIST OF

### AGRICULTURAL IMPLEMENTS,

FOR SALE AT THE WAREHOUSE IN THE SAME BUILD-  
ING, BY

JOSEPH R. NEWELL.

---

#### AGENTS.

Gentlemen at a distance can procure any articles mentioned in this Catalogue,  
by sending direct to the Proprietor in Boston, or through the following persons.

JOHN WITHAM, Halifax, N. S.  
E. DEWOLF, jr. Horton, N. S.  
JACOB DEWITT, Montreal,

A. WEDDERBURN, St. John's,  
JOHN M. IVES, Salem,  
E. STEDMAN, Newburyport.

---

Boston:

PRINTED AT THE NEW ENGLAND FARMER OFFICE.

1827.

## AGRICULTURAL BOOKS.

FOR SALE AT THE OFFICE OF THE NEW ENGLAND FARMER,  
NO. 52, NORTH MARKET STREET.....BOSTON.

Encyclopedia of Agriculture; comprising the theory and practice of the valuation, transfer, laying out, improvement and management of landed property; and the cultivation and economy of the animal and vegetable productions of agriculture, including all the latest improvements. Illustrated with upwards of 800 engravings. By J. C. Loudon.

New England Farmer, or Geographical Dictionary; containing a compendious account of the ways and methods in which the important art of husbandry in all its various branches is or may be practised to the greatest advantage in the United States. By Samuel Deane.

Code of Agriculture; including observations on gardens, orchards, woods, and plantations. By the Right Hon. Sir John Sinclair, Bart, Founder of the Board of Agriculture.

Farmer's Assistant; being a digest of all that relates to Agriculture, and the conducting of rural affairs; alphabetically arranged, and adapted for the United States. By J. Nicholson, Esq.

American Gardener's Calendar; adapted to the climates and seasons of the United States; containing a complete account of all the work necessary to be done in the kitchen-garden, fruit-garden, orchard, vineyard, nursery, pleasure-ground, flower-garden, green-house, hot-house, and forcing frames, for every month in the year; with ample practical directions for performing the same. By Bernard M'Mahon.

Treatise on the Breeding and Management of Live Stock; the whole interspersed with information of importance to breeders, graziers, farmers, and the public at large. By R. Parkinson.

American Gardener, or a Treatise on the situation, soil, fencing and laying-out of gardens; on the making and managing of hot-beds and green-houses; and on the propagation and cultivation of the several sorts of vegetables, herbs, fruits and flowers. By William Cobbett.

View of the Cultivation of Fruit Trees, and the Management of Orchards and Cider; with accurate descriptions of the most estimable varieties of native and foreign apples, pears, peaches, plums, and cherries, cultivated in the middle states of America. Illustrated by cuts of two hundred kinds of fruits of the natural size. By William Coxe, Esq.

New Farmer's Calendar, or Monthly Remembrancer for all kinds of Country Business; comprehending all the material improvements in the new husbandry, with the management of Live Stock. By Lawrence.

Practical Treatise on Breeding, Rearing, and Fattening all kinds of Domestic Poultry, Pheasants, Pigeons and Rabbits; including an interesting Account of the Egyptian Method of hatching Eggs by artificial Heat, and the Author's Experiments thereon. Also the Management of Swine, Milch Cows, and Bees, and Instructions for the Private Brewery. By Bonington Moubray, Esq.

Concise and Practical Treatise on the Growth and Culture of the Carnation, Pink, Auricula, Polyanthus, Ranunculus, Tulip, Hyacinth, Rose and other Flowers; including a Dissertation on Soils and Manures, and containing Catalogues of the finest and most esteemed varieties of each flower. By Thomas Hogg, Florist.

We have here enumerated some of our principal standard works on Agriculture and Gardening; we are likewise frequently receiving the most approved works as they appear; and can furnish Agricultural Libraries and others on as good terms as at any bookstore.

The NEW ENGLAND FARMER'S ALMANACK is published annually at this place, by J. B. Russell. This Almanack is conducted by T. G. Fessenden, Esq. Editor of the New England Farmer, and contains, in addition to the usual variety of common Almanacks, a large selection of useful articles on Agriculture and Domestic Economy.—Booksellers and Country Traders are supplied at wholesale, on favorable terms; 30,000 copies were sold the first year of its publication.

**CATALOGUE**  
OF  
**KITCHEN GARDEN,**  
**HERB, TREE, FIELD AND FLOWER**  
**SEEDS,**  
**BULBOUS FLOWER ROOTS,**

AGRICULTURAL BOOKS, &c.

FOR SALE AT THE OFFICE OF THE NEW ENGLAND  
FARMER, NO. 52 NORTH MARKET STREET, BOSTON,

**BY JOHN B. RUSSELL,**

WITH DIRECTIONS FOR CULTIVATING THE MORE RARE  
AND DELICATE SORTS.

---

WITH A LIST OF  
**AGRICULTURAL IMPLEMENTS,**  
FOR SALE AT THE WAREHOUSE IN THE SAME BUILD-  
ING, BY

**JOSEPH R. NEWELL.**

---

**Boston:**

PRINTED AT THE NEW ENGLAND FARMER OFFICE.

1827.

As the *variety* and *quantity* of Seeds kept at this Establishment are by far greater than at any other place in New England, orders for the British Provinces, the West India market, or the Southern States, can always be executed with promptness, at satisfactory prices. Dealers in Seeds and Country Traders supplied, at wholesale or retail, on the best terms.

## PREFACE.

The Seeds offered to the publick in this catalogue, are all raised in the vicinity of Boston, (with a few exceptions) by experienced and responsible growers, who have been in the business for years. Great care has been taken to have every *sort* raised in the greatest purity, *perfectly distinct from any other sort of the same species*. Some few varieties of seed, which will not ripen in this country, are imported from the first establishments in Europe, whose veracity and faithfulness may be relied on.

In a business of this description, it cannot be expected but that complaints will sometimes be made of seeds not vegetating; but candid men will allow that the fault is not always in the *Seed*. The best seed may fail of coming up, on several accounts; some kinds may be sown too early, and be chilled in the ground before vegetating;—they may be scorched in the ground in dry seasons, by the burning rays of the sun—they are often eaten by worms and insects—and are frequently covered too deep in the earth, particularly delicate flower seeds. The best method of proving the quality of the seed is to sow a few in a box of loose earth, placed in a warm room, keeping the earth moist. If the seed is good, it will vegetate in a reasonable time. A quicker method is to roll up a few seeds in a quantity of *wet moss*, which will soon determine their character.

The *bug holes* frequently seen in peas are not occasioned by age, but are the work of an insect, who deposits her eggs in the pods as soon as they have arrived at a state of maturity sufficient to show the peas which are within them. In the evening or in a cloudy day, the eggs are deposited on the outside of the pod, where they soon hatch, and the worm eats directly through, and enters the tender young pea where it lodges, and remains feeding on its contents, until it changes to a chrysalis, and thence to a fly or beetle, before the succeeding spring; but do not eat their way out till the frosts are past, which is about the time peas are generally planted. “But what is surprising (says Bartram, a distinguished naturalist of Pennsylvania) the worm leaves the eye or sprout of the pea untouched, so that almost every pea vegetates and thrives vigorously, notwithstanding a large part of the pea seems to be consumed.” A friend of ours in Dorchester, planted, last season, two rows, one of sound peas, the other with peas full of *bug holes*; both vegetated and thrived equally well.

A few remarks have been added on the requisite soil and proper cultivation of some of the rarer sorts of esculent vegetables; which has been revised by a gentleman of great experience in gardening and horticulture.

We have annexed the *scientific name* to the common, and the *French* to the leading name of each species, for the accommodation of all who desire to become acquainted with them.

Connected with the Seed Trade, we have a large assortment of the most approved books on Agriculture, Horticulture, Gardening and Botany; and can supply Agricultural Libraries and others with books—not usually found elsewhere,—on favorable terms.

To the patronage of the public we commend this Establishment, willing that it should stand or fall, on its own merit and reputation. We hope by faithfulness, perseverance and *constant personal attention*, to render it, not only useful to ourselves, but of great and substantial benefit to the AGRICULTURAL COMMUNITY.

Boston, October 1827.

## HOT BEDS.

Hot Beds are things not merely of luxury, as has been asserted, but of real utility, especially to farmers and gardeners who send their productions to market. Plants which are brought to maturity in the open air may often be rendered fit for the table a month earlier in consequence of being sown, and forwarded during the earlier stages of their existence in hot beds. The following is given in the *New England Farmer*, as a good method of preparing hot beds.

In the month of March, mark out your bed to the size of the frame you design to cover it, which is generally 6 feet in length and 3 in breadth, covered with glass, set in sashes of 12 panes each, say of 7 by 9 glass. The sashes should be hung with hinges upon the back side, to admit of their being raised up or let down in front, at pleasure. The front side of the sashes to incline downwards from the back side, about six inches. The frame, or box, is tight upon all four of its sides, and generally about 12 inches high in front, and 18 inches on the back side.

Dig your bed thus marked off, and cover it with litter from the horse stable; stamp down your several layers, until your bed is raised to the height you wish; then cover the bed with a layer of rich earth from 6 to 12 inches thick, and set on your frame; in 8 or 10 days it will generally be ready for planting, if the weather is mild. If the fermentation is too powerful, and the heat too active, give it air by raising the lights in your frame, until you have obtained a right temperature; (which you may observe by placing your hand upon the bed, or thrusting it into it.) You may then plant your early cucumbers, radishes, sallads, &c.; those plants will soon come forward, and may be transplanted into other hot beds, not so powerful, or promiscuously into the garden, and covered with other small frames, of 1, 2, and 4 panes of glass, according to circumstances, and the remainder may stand for use.—These plants may be generally brought to perfection about one month earlier than in open ground.

Asparagus may be forced in hot beds to advantage in the following manner. Draw or dig from your asparagus bed as many roots as will fill your hot beds, and set them in rows that will admit the hoe between, and from 1 to 3 inches apart in the rows; (roots of 4 years old, and that have never been cut answer best) cover with your frame, and when you pick for use, cut within the ground.

In the cultivation of Carolina Potatoes, it is best to start them in a hot bed, and afterwards transplant them, by which a good crop is obtained.—For further directions on the culture of Carolina potatoes, see *New England Farmer*, vol. v. page 298

---

## USE OF THE ROLLER.

It is very important that many kinds of seeds should be rolled in by a heavy roller, or by pressing the earth down hard upon them by placing a board on the bed, and walking across it several times—celery, spinage, onions, and many other kinds of garden seeds, will not vegetate unless the earth is pressed on them hard, or rolled, after being sown.



## ESCULENT VEGETABLES, &c.

### ASPARAGUS—Asperge.

Common Names.	Scientific Names.
Devonshire	<i>Asparagus officinalis</i> .
Gravesend	do. var.
Battersea	do. var.
Large White Reading	do. var.

Sown in April and May, in the same manner as onions, in rows 18 inches apart. Let it stand one or two years—transplant into trenches 4 feet wide, dug, if the soil will admit, fifteen inches deep—fill up six inches with rotten manure—place the roots 14 inches apart. See also New England Farmer, vol. iv. page 278.

### ARTICHOKE—Artichaut.

Green Globe	<i>Cynara scolymus</i>
-------------	------------------------

There are two kinds of Artichoke, the *French* and the *Globe*; the latter is the only kind worth cultivating. It should be planted in April and May, in fine rich earth, three-fourths of an inch deep. In the course of the season, cauliflowers, spinach, lettuce, &c. can be sown between the rows. (The vegetable called *Jerusalem Artichoke*, a native of Brazil, is not properly an Artichoke, but a tuberous rooted sun-flower; propagated by roots; and is recommended by some for cattle; but is difficult to be eradicated, after it has once got into the ground.)

### BEANS—(Eng. Dwarfs)—Haricots nains Anglais.

Early Mazagan	<i>Vicia faba</i>
Sword Long Pod	do. var.
Green Nonpareil	do. var.
Broad Windsor	do. var.

These six varieties should be planted as early as practicable in May. To render them more productive they should have their tops broken off when in bloom, otherwise they will run to flowers with but few pods.

### BEANS (Kidney dwarfs or string)—Haricots verts nains

Early Yellow Cranberry	<i>Phaseolus vulgaris</i> .
	var. <i>pumila</i> .
Early Mohawk	do. var.

This is the earliest of all the dwarf beans, and has the singular property of enduring a smart frost, without injury, on which account it can be sown earlier than any of the others.)

Early Yellow Six Weeks	do. var.
Early Canadian Dwarf	do. var.
Early Dwarf Cluster	do. var.
Early Dun Coloured or Quaker	do. var.
Early China Dwarf	do. var.
Large White Kidney Dwarf	do. var.
White Cranberry Dwarf	do. var.
Red Cranberry Dwarf	do. var.
Warrington or Marrow	do. var.
Refugee, or Thousand to One	do. var.
Rob Roy	do. var.
White Cutlass Bean of Carolina	do. var.

BEANS—(Pole or running)—Haricots a rames.

Large White Lima	<i>Phaseolus limensis</i>	
Saba or Carolina	do. var.	
Scarlet runners	do. var. coccinea	
White Dutch Runners	do. vulgaris	
Dutch case knife, or	} string	
Princess		do. var.
Red Cranberry		
White Cranberry		
Asparagus or Yard Long	<i>Dolichos sesquipedalis</i>	

BEET—Betterave.

Early Blood Turnip rooted	<i>Beta rubra, radice rapa</i>
Early White Scarcity	do. var. pallide alba
Long Blood Red	do. vulgaris rubra
Yellow Turnip rooted	do. lutea major var.
Mangel Wurtzel	do. cicla
Sir John Sinclair's	var. nova. (new)
Green—for stews or soups	do. var. pallide virens
French Sugar, or Amber Beet	do. var.

Sown from April to June—The Early Turnip Blood Beet is the earliest, and of excellent quality for summer use; the tops being good for boiling as greens. The Mangel Wurtzel and Sugar Beet are well known and esteemed for cattle; as the Mangel Wurtzel produces a great deal of foliage, its leaves can be stripped twice in each season for fodder. It is recommended to soak the seed 48 hours before planting. A crop of these roots was raised by Messrs. T. & H. Little of Newbury in 1824 on an acre, weighing 74,518 pounds.

BENE PLANT

*Sesamum*

This was introduced into the Southern States by the negroes from Africa. It abounds in many parts of Africa. Somini and Brown, travellers in

Egypt, say it is much cultivated there for the purpose of feeding horses, and for culinary purposes. The negroes in Georgia boil a handful of the seeds with their allowance of Indian corn. Probably no plant yields a larger proportion of oil, which Dr Cooper of Philadelphia has pronounced equal to the finest oils. But it is worthy of cultivation in the Northern States principally as a medicinal plant. A gentleman in Virginia has given Messrs. Thorburn & Son, the following account of its virtues. "It requires to be sown early in April, at a distance of about one foot apart. A few leaves of the plant, when green, plunged a few times in a tumbler of water, makes it like a thin jelly, without taste or colour, which children afflicted with the summer complaint will drink freely, and is said to be the best remedy ever discovered. It has been supposed, that (under Providence) the lives of three hundred children were saved by it last summer in Baltimore, and I know the efficacy of it by experience in my own family." This plant will throw out a greater profusion of leaves, by breaking off the top when it is about half grown.

### BORECOLE—Chou frise vert.

(*Brassica oleracea selenisia.*)

Sown in May—Valuable for winter and spring greens, when the frost is not too powerful for it. It is generally recommended to transplant them into trenches, and cover them with straw before winter, that the heads may be cut off as wanted. In spring plant out the stems, which send forth delicious sprouts.

### BRUSSELS SPROUTS—Chou de Bruxelles a jets.

(*Brassica oleracea.*) var.

This is an open headed cabbage; grows very high, and produces a great quantity of excellent sprouts in spring. To be sown in May, and treated like cabbages, should be covered in the fall.

### BROCOLI—Chou Brocoli.

Early White	<i>Brassica oleracea</i>
Early Purple	do. var.
Large Cape	do. var.

The Brocoli generally succeeds well in our climate. The seed should be sown the last of May for a full crop. In July plant them out in rows, two and a half feet apart, on a rich soil. They will flower in October. If any of the plants should not flower before frost sets in, take them carefully up, and plant them in a warm cellar; they will flower before spring.

### CABBAGE—Chou.

Early Salisbury Dwarf	<i>Brassica oleracea capitata.</i>
Early York	do. var.
Early Dutch	do. var.
Early Sugarloaf	do. var.
Early London Battersea	do. var.
Large Bergen, or Great American	do. var.
Russian	do. var.
Early Emperor	do. var.
Early Wellington	do. var.
Large late Drumhead	do. var.

Late Imperial	do. var.
Late Sugarloaf	do. var.
Large Green glazed	do. var.
Tree, or Thousand headed	do. var.
Large Scotch, <i>for cattle</i>	do. var.
Green Globe Savoy	do. <i>sabauda</i>
Red Dutch, <i>for pickling</i>	do. <i>rubra</i>
Large Cape Savoy	do. var.
Yellow Savoy	do. var.
Turnip rooted or Arabian, ( <i>above ground</i> )	do. <i>napobrassica</i>
Turnip rooted—( <i>below ground</i> )	do. <i>gongylodes</i>
Chou de Milan	do. var.

Sown in September, (in frames.) March and April for early sorts, in May for late. E. H. Derby, Esq. of Salem, in 1821, raised a crop of 44 tons to the acre.

### CARDOON—Cardon.

#### *Cynara cardunculus*

For salads, soups, stews, &c. The stalks of the leaves being thick, fleshy and crisp, are the parts eaten, being first blanched by raising up earth around them like celery, 2 or 3 feet high, to render it white, tender and of an agreeable flavor, which would otherwise be rank and bitter. It should be sown broadcast in rich earth, in April, and transplanted in June. It is in perfection in autumn and winter.

### CARROTS—Carotte.

Early Horn	<i>Daucus carota</i>
Long Orange	do. var.
Altringham ( <i>a superior sort</i> )	do. var.
Blood Red	do. var.
Lemon	do. var.
White Cattle	do. var.
Kreamer	do. var.

Planted from April to June 20th. These roots thrive best in a rich loam well pulverised.

### CAULIFLOWER—Chou-fleur.

Early	<i>Brassica oleracea botrytes</i>
Late	do. do.

These should be sown late in August and September for early ones in spring in April and May for late—treated generally like cabbages. In order to make them blanch handsomely, the leaves should be closed together at top and tied.

### CELERY—Celeri.

White Solid	<i>Apium graveolens dulce</i>
Rose coloured Solid	do. var.

Italian	do. <i>italica</i>
Celeriac, or Turnip rooted	do. <i>rapaceum</i>

Sown in April and May. Celery seed seldom vegetates under four or five weeks after sowing. The best method is, to sow the seed in mellow, rich earth, in a shady situation—say, under a tree, or bush—and observe to keep the ground always moist.—Afterwards planted out in trenches for blanching.

### CHERVIL—Cerfeuil.—*Diosma cerefolium*.

Esteemed for soups and salads. sown occasionally from April to September.

### CHIVES or CIVES—Civette—*Allium schœnoprasum*.

A small species of onion, used in the spring for salads—propagated by slips, which should be planted in clusters, six or eight inches apart.

### COLEWORT or COLLARDS—Chou vert.

*Brassica oleracea viridis*.

A species of cabbage, planted from April to July.

### CORN SALAD or VETTIKOST—(Feticus)—Mache ou Doucette—*Valeriana locusta olitoria*.

A common, annual plant, sown in September, raked in, thinned out to two or three inches asunder, and used in composition with lettuce and other salad herbs, and as a substitute for these when deficient.

### CRESS—Cresson Alenois

Curled or Peppergrass	<i>Lepidium sativum</i>
Broad leaved Garden	do. var.
Water	<i>Sisymbrium nasturtium</i>

Sown from April to September.

### CUCUMBER—Concombre.

Early Frame	<i>Cucumis sativa</i>
Green Cluster	do. var.
Long Prickly	do. var.
Short Prickly	do. var.
Long Green Turkey	do. var.
Long White Turkey	do. var.
White Spined	do. var.
Small Girkin or West India	do. <i>prophetarum</i>

(*fine for pickling.*)

Planted from April to June—from June 20th to July 4th for pickles.

### ENDIVE, or SUCCORY—Chicoree.

Green Curled	<i>Cichorium endivia crispum</i>
White Curled	do. var.
Broad leaved Batavian ( <i>best for winter</i> )	do. var.

Sown from May to July, for salad—and blanched.

**GARDEN BURNET**—Pimprinelle.—*Poterium sanguisorba*

A medicinal herb, propagated generally by cuttings,—seed sown from April to August.

**GARLICK SETTS**—Ail—*Allium*.

A species of onion, propagated by offsets; take a good sized bulb, divide it into its small parts, plant them in rows, four feet apart, in good ground.

**INDIAN CORN**—(6 cents per Ear)—Mais.

Early Golden Sioux (ripens in 10 weeks)	<i>Zea mays</i>
Early Canadian	do var
Early Jefferson	do var
Sweet or Sugar (best for boiling ears)	do var
Large Southern Horse Tooth	do var
Large Flour White	do var
Nonpareil, or Pearl (curious)	do var
Mottled (curious)	do var

Planted in April and May.

**KAIL**—Chou d'Ecosse.

Green Curly Scotch	<i>Brassica oleracea sabellica</i>
Purple Curled	do <i>laciniata</i>
Sea	<i>Crambe maritima</i>

The *Sea Kale* grows spontaneously on many parts of the sea-coast of England. The inhabitants seek for it in the spring, and remove the pebbles or sand with which it is usually covered, to the depth of several inches, and cut off the young and tender leaves and stalks, as yet unexpanded, and in a blanched state, close to the crown of the root.

It is easily raised in the interior—is very hardy—grows in any dry tolerable soil—is perennial, and costs but little labor, and may be raised from the seed or the root: (if raised from the seed, it should be cracked before planting.) Fifty plants, occupying a very small space, will supply a family. In its taste it resembles the cauliflower. The only labor it requires, is to cover it with sand or earth, with pots or boxes, in March, to blanch it, or make it white. If not blanched, it is not so beautiful to the eye, or so tender, or so delicate to the taste, as if blanched. It should be very thoroughly boiled, and is better if boiled in milk and water. It should be served up like cauliflower, with melted butter. It comes in at a season, when our vegetables in this country are very deficient. Sown from May to July.

**LEEK**—Poireau ou Porreau.

Large Scotch	<i>Allium porum</i>
London	do var

A species of the onion—should be sown from April to August, and treated generally like onions.

## LETTUCE—Laitue.

Early Curled Silesia ✓	<i>Lactuca sativa</i>
Large Green Head or cabbage ✓	do var
Royal Cape ( <i>superior quality</i> ) ✓	do var
Imperial ✓	do var
Hardy Green	do var
Brown Dutch	do var
Grand Admiral ✓	do var
Tennisball or Rose	do var
Drumhead	do var
Magnum Bonum coss	do var
Bath coss	do var
Ice coss	do var
White coss, or Loaf	do var
Green coss	do var

Sown from April to September—in February and March in hot beds.—The Royal Cape, Early Curled Silesia and Tennisball, are highly esteemed in the Boston market.

## MELON—Melon.

Green citron	} <i>green fished</i>	<i>Cucumis melo</i>
Murray's Pine Apple		do var
Persian		do var
Nutmeg		do var
Minorca		do var
Large canteleupe		do var
Pomegranate or Musk		

Scented (*superior*) do *odoratissimus*

Carolina Water *Cucurbita cirtrullus*

Long Island do do var

Apple seeded do *early* do var

(A few extra sorts from Europe, in papers, 25 cts. each)

Sown in April and May—great care should be taken to plant the various sorts of melons at a great distance from each other, otherwise the best kinds will be spoiled the first season.

## MELONGENA, or EGG PLANT. Melongne ou Aube

Purple (best for culinary purposes) *Salanum melongena*

White (ornamental) do *vovifera*

This may be sown in hot beds in March, in the open air in May. They should be raised about 2 feet asunder, with a little earth drawn up round their stems; when about a foot high, they will produce plenty of fruit.—When sliced and nicely fried, they are esteemed as a delicious vegetable.

## MUSTARD—Moutarde.

White or English

*Sinapis alba*

Brown

do *nigra*

Sown in April and May.

## NASTURTIUM—Capucine.

*Tropæolum majus*

This is deserving of cultivation on account of its beautiful orange-coloured flowers, its excellence in salads, and its use in garnishing dishes. The grain, berries or seeds of this plant, which it produces abundantly, make an estimable pickle.—in the opinion of many preferable to capers.—It is sown in drills in April and May, nearly an inch deep. When about six inches high, it should have sticks placed to climb upon,—or they may be planted by the side of fences, palings, &c.

## OKRA—Gombo.

*(Hibiscus esculent)*

Sown in the beginning of May—used as an ingredient in soups. It is cultivated extensively in the West Indies. Its ripe seeds burned and used like coffee, can scarcely be distinguished therefrom. It should be planted an inch deep, and hoed two or three times like peas.

## ONION—Oignon.

White Portugal

*Allium cepa*

Yellow

do var

Genuine Madeira (*imported Seed*)

do var

Silver Skinned

do var

Stratsburgh

do var

Large Red

do var

Sown in May. The *White* is sown in July and August, for spring crops.

The *Top or Tree Onion* has the remarkable property of producing the onions at the top of the stalk—and is valuable for domestic use, particularly for pickling, in which they are excellent, and superior in flavor to the common kinds. It is also used for any other purpose that onions usually are.—It is perennial and propagated by planting the bulbs in spring or autumn, either the root, bulbs, or those on the top of the stalks. The latter if planted in spring, as directed for the other kinds will produce very fine handsome sized onions of excellent flavor. The root bulbs increase greatly by offsets, and should be taken up once in every two or three years, when the stems decay in autumn, and replanted again to produce a supply of top bulbs.

The *Potato Onion* is of late introduction into our country. It possesses the singular property of producing from one onion, six or seven in a clump, under ground, similar to potatoes. It partakes of the mildness of the onion of Portugal, grows very large, and is easily cultivated. Prepare your land in the best manner, and plant one onion in a hill, the hills to be one and a half feet apart. It does not produce seed as other onions, but is increased by the root.

## PARSLEY—Persil.

Curled or Double

*Aprium petroselinum crispum*Dwarf Curled, *very much curled* do

do var

Hamburg, or Large rooted do

var *tuberosum*

Siberian (very hardy, single leafed)



Sown from April to August. Parsley seed seldom vegetates under five weeks after sowing; it is recommended to soak the seed twelve hours in water, mixed with sulphur. This process, with attentive watering, will cause the seed to vegetate in less than a fortnight.

**PARSNIP—Panais.—**(*Pastinaca sativa*)

**Large Dutch or Swelling**

Sown from April to June:—the seed is a long time in vegetating.

**PEAS.—Pois.**

Early Washington, or true May Pea,	<i>Pisum sativum</i>
( <i>extra early and fine, grows to the height of 2 1-2 feet.</i> )	
Early Double Blossomed, Frame,	do var
( <i>extra early and fine, 3 feet</i> )	
Early Frame, 2 1-2 feet	do var
Early Golden Hotspur, 3 feet	do var
Early Charlton, 3 feet	do var
Dwarf Blue Imperial, 2 feet, <i>superior</i>	do var
Dwarf Blue Prussian, 2 1-2 feet	do var
Dwarf Spanish, or Fan, 1 foot	do var
Dwarf Marrowfat, 3 1-2 feet	do var
Dwarf Sugar, ( <i>eat pods</i> ) 3 feet	do var
Matchless or True Tall Marrowfat, 6 feet	do var
Knight's Tall Marrows	do var
Tall Crooked Podded Sugar ( <i>eat pods</i> ) 6 feet	do var

Sown from 1st of April to June.

**PEPPER—Piment.**

Long or Cayenne	<i>Capsicum annum</i>
Tomato shaped, or Squash	do var lycopersiciforme
Bell	do var tetragonum
Cherry	do var cerasciforme

Sown in March on hot beds—May in open air.

**PUMPKINS—Citrouille ou Potiron.**

Large Cheese	<i>Cucurbita pepo</i>
Connecticut Field	do var
Finest Family Pumpkin	<i>Cucurbita pepo</i>
Mammoth, ( <i>these have grown to 226 lbs. weight.</i> )	do var

Planted in May.

**RADISH—Rave.**

Early Frame	<i>Raphanus sativus</i>
Short top Scarlet ( <i>superior.</i> )	do var
Long Salmon	do var

Purple short top	do var
Long White Summer, or Naples	do var
Cherry, or Scarlet Turnip rooted	do var
Violet coloured Turnip rooted	do var
White Turnip rooted	do var
Black Fall or Spanish	do var

Sown every fortnight, for summer use.

### RHUBARB.

### *Rheum undulatum*

An Asiatic plant, the stalks of which grow to the height of 24 inches and the thickness of a lady's finger. Stripped of their outer covering, they yield a substance slightly acid, much admired, and used as an ingredient in puddings, tarts, pies, &c. It forms a great article in the London market, the stalks selling at about 25 cents a bunch.

The seed should be sown in a rich, dry, sandy, loam, about 3-4 of an inch deep, as early in the spring as possible (if done in November they will vegetate in spring with more certainty); when the young plants appear, keep them free from weeds, if dry weather, water them frequently, with but little water at a time; and be very careful to protect them from the mid-day sun till they get considerably strong, for if exposed fully to this during their infant state, but few will escape destruction. A wide board placed side-wis on the south side, projecting over the plants a little, would serve this purpose effectually, without depriving them of the benefit of circulating air.—The first season is their critical period, having survived that, they have nothing to fear.—In November, the leaves being decayed, cover the crowns of the plants 2 inches deep, with earth from the intervals. In April strip off the covering till you perceive the tops of the plants, give all the ground a slight digging, dress it neatly, keep the beds well hoed, and always free from weeds.—It can also be propagated by slips from the old roots, in April.

### SALSIFY, or Vegetable Oyster—Salsifis ou Cercifs.

### *Tragopogon porrifolium*

Sown in April and May;—esteemed for its roots, stewed, and served up, with pepper and spice, as a sauce for some dishes.

### SKIRRET—Chervis.—*Sium sisarum*

Sown in April and May. Esteemed for its roots, composed of several fleshy tubers, as large as a man's finger, and joining together at top. This is eaten, boiled or stewed, with butter, pepper and salt; or rolled in flour and fried.—It is sown in beds, (the seed is five or six weeks in vegetating.) In autumn, when the leaves begin to decay, the roots will be fit for use, and continue so, till they begin to shoot in the spring. On the approach of winter, they should be taken up, and preserved like carrots.—They are likewise propagated by slips.

### SCORZONERA—Scorsonere.

### *Scorzonera hispanica*

### SPINACH, or SPINAGE—Epinard.

Round leaved, or Summer	<i>Spinacia oleracea</i>
Prickly, or Fall	do var
Holland, or Lamb's quarter	do var
English Patience Dock, (for early greens)	<i>Rumex Patientia</i>

New Zealand

*Tetragona expansis**(a valuable new sort.)*

Used for greens—the Round sown in April—the others from August to September.—The Prickly is sown in August and September for early spring greens.

## SQUASH—Giraumon.

Early Bush Summer

*Cucurbita melopepo*

Long Crook Neck, or Bell

do var *verrucosa*

Vegetable Marrow

do var

Commodore Porter's Valparaiso,

do var

*(Grows large and is highly esteemed.)*Canada Crook Neck, *small and superior quality.*

Acorn

TOMATO, or Love Apple—Tomate ou pomme d'amour.—*Solanum lycopersicum*

Used in soups and sauces, to which it imparts an agreeable acid flavor, it is also stewed and dressed in various ways. It should be sown in a warm border, in May,—or in hot beds in March.

## TURNIP—Navet.

Those marked *(f)* are best for family use.Early White Dutch *f**Brassica rapa*Early Garden Stone *f*

do var

White Flat, or Globe *f*

do var

Green Round

do var

Red Round *f*

do var

Swan's Egg *f*

do var

Large English Norfolk

do var

Long Tankard, or Hanover *f*

do var

Long Yellow French *f*

do var

Yellow Dutch *f*

do var

Yellow Maltese *f*

do var

Yellow Aberdeen

do var

Yellow Stone *f*

do var

Yellow Swedish, Russia, or Ruta Baga

do var

Dedham

do var

Sown in April and May for early crops,—and all the summer months for succeeding crops.

## ESCULENT ROOTS AND PLANTS.

Chives	<i>Allium schænoprasum</i>
Garlick	do sativum
White Onion sets	do cepa
Red Onion sets	do var
Shallots	do ascalonicum
Potato Onion	<i>Allium ascalonicum</i>
Top or Tree Onion	do var
Tarragon, or Astragon (for infusing into vinegar)	<i>Artemesia dracunculus</i>
Asparagus	<i>Asparagus officinalis</i>
Horse Radish	<i>Cochlearia armoracia</i>
Carolina Sweet Potato	<i>Convolvulus batatas</i>
Sea Kail	<i>Crambe maritima</i>
Jerusalem Artichoke	<i>Helianthus tuberosus</i>
Hop	<i>Humulus lupulus</i>
Undulated Rhubarb, (for tarts)	<i>Rheum undulotum</i>
Early Potatoes (fine sorts)	<i>Solanum tuberosum</i>
English White Kidney do.	do var
Lemon Thyme	<i>Thymus serpyllum</i>

## FIELD AND GRASS SEEDS.

Lucerne or French Clover	<i>Medicago sativa</i> *
Red Top	<i>Agrostis stricta</i>
Blue Grass	do. cerula
Sweet Scented Vernal Grass	<i>Anthoxanthum odoratum</i>
Tall Meadow Oats Grass	<i>Avena elatior</i>
Orchard Grass	<i>Dactylis glomerata</i>
English Rye Grass	<i>Lolium perenne</i>
Timothy or Herd's Grass	<i>Phleum pratense</i>
Red Clover	<i>Trifolium pratense</i>
White Dutch Clover	— repens
White American Clover	— var
Millet	<i>Panicum miliaceum</i>
Spring Wheat	<i>Triticum aestivum</i>
Spring Rye	<i>Secale cereale vernum</i>

\* See appendix.

Winter Rye	— do var rhybernum
Sweet Potato Slips	<i>Convolvulus batatas</i>
Flax	<i>Linum usitatissimum</i>
Buckwheat	<i>Polygonum fagopyrum</i>
Barley	<i>Hordeum</i>
Mangel Wurtzel	<i>Beta cicla</i>
Large Scotch Cabbage	<i>Brassica oleracea capitata</i>
English Rape or Cole Seed	— napus
Ruta Baga or Swedish Turnip	— rapa
Large White Norfolk Turnip	— var
Yellow Aberdeen Turnip	— var
Hemp	<i>Cannabis sativa</i>
Wild Succory, or Wild Endive	<i>Cichorium intibus</i>
Fuller's Teasel	<i>Dipsachus fullonum</i>
Lentiles	<i>Errum lens</i>
Cotton	<i>Gossypium herbaceum</i>
Broom Corn	<i>Holcus sacharratus</i>
Woad	<i>Isatis tinctoria</i>
Trefoil or Yellow Clover	<i>Medicago lupulina</i>
Virginia Tobacco	<i>Nicotiana tabacum</i>
Havana Tobacco*	— var rustica
Field Burnet (for sheep)	<i>Peterium sanguisorba</i>
Canary	<i>Phalaris canariensis</i>
Field peas, white and green	<i>Pisum sativum</i>
White Field Beans	<i>Phaseolus vulgaris</i>
Weld, or Dier's Weed	<i>Reseda luteola</i>
Yellow Locust	<i>Robinia pseudoacacia</i>
Dier's Madder	<i>Rubia tinctorum</i>
White, or English Mustard	<i>Sinapis alba</i>
Brown Mustard	— nigra
English Kidney Potatoes	<i>Solanum tuberosa</i> , var
Potato Oats	<i>avena</i> var.
Spring Vetches	<i>Vicia sativa</i>
Winter Vetches	— var
Indian Corn, of sorts	<i>Zea mays</i>

\* See appendix.

## POT AND SWEET HERB SEEDS.

Sweet Marjoram	<i>Origanum marjorana</i>
Lavender	<i>Lavendula spicata</i>
Thyme	<i>Thymus vulgaris</i>
Garlick	<i>Allium sativum</i>
Officinal Bugloss	<i>Anchusa officinalis</i>
Officinal Borage	<i>Borago officinalis</i>
Carraway	<i>carum carui</i>
Pot Marigold	<i>Calendula officinalis</i>
Sweet Basil	<i>Ocymum basilicum</i>
Dwarf, or Bush Basil, (very fragrant)	do <i>minimum</i>
Anise	<i>Pimpinella anisum</i>
Rosemary	<i>Rosmarinus officinalis</i>
Common Sage	<i>Salvia officinalis</i>
Red Sage	do <i>clandestinoides</i>
Summer Savory	<i>Satureja hortensis</i>
Winter do	do <i>montana</i>
Fenugreek	<i>Trigonella fœnum græcum</i>

## MEDICINAL HERB SEEDS.

Marsh Mallows	<i>Althea Officinalis</i>
Dill	<i>Anethum graveolens</i>
Finochio	do v <i>ozoricum</i>
Sweet Fennel	do <i>fœniculum</i>
Chamomile	<i>Anthemis nobilis</i>
Spikenard	<i>Aralia racemosa</i>
Burdock	<i>Arctium lappa</i>
Wormwood	<i>Artemesia absinthium</i>
Saffron	<i>Carthamus tinctorius</i>
Jerusalem Oak	<i>Chenopodium botrys</i>
Wild Succory, or Wild Endive	<i>Chicorium intybus</i>
Scurvy Grass	<i>Cochlearea officinalis</i>
Meadow Saffron	<i>Colchicum autumnale</i>
Coriander	<i>coriandrum maritima</i>
Officinal Cumin	<i>cuminium cyminum</i>
Purple Fox Glove	<i>Digitalis purpurea</i>
Moldavian, or Lemon Balm	<i>Dracocephalum moldavica</i>
Boneset	<i>Eupatorium perfoliatum</i>
Pennyroyal	<i>Hedeoma pulgeioides</i>

Henbane	<i>Hyoscamus niger</i>
* Hyssop	<i>Hyssopus officinalis</i>
* Elecampane	<i>Inula helenium</i>
Dyer's Woad	<i>Isatis tinctoria</i>
Motherwort	<i>Leonurus cardiaca</i>
Lovage, or Livoce	<i>Ligusticum levisticum</i>
Bugle Weed	<i>Lycopus virginica</i>
Horehound	<i>Marrubium vulgare</i>
Balm	<i>Melissa officinalis</i>
Peppermint	<i>Mentha piperita</i>
Spearmint	<i>Mentha viridis</i>
Horsemint	<i>Monarda punctata</i>
Catnep	<i>Nepeta cataria</i>
White officinal Poppy	<i>Papaver somniferum</i>
Undulated Rhubarb (for tarts)	<i>Rheum undulatum</i>
Turkey Rhubarb	— rhaponticum
Palma Christi, or Castor Oil Bean	<i>Ricinus communis</i>
Rue	<i>Ruta graveolens</i>
Scull Cap	<i>Scutellaria lateriflora</i>
Comfrey	<i>Symphytum officinale</i>
Tansy	<i>Tanacetum vulgare</i>
Virginian Speedwell	<i>Veronica virginica</i>
Bene	

ANNUAL FLOWER SEEDS.

GRAINES DES FLEURES ANNUELLES.

Those marked thus (\*) are climbing plants.

SIX CENTS PER PAPER.

China aster, early dwarf	<i>Aster sinensis</i>
do. white	do. fl. albo
do. anemone flowered	do. anemoniflora
do. purple	do. fl. purpureo
do. maiden's blush, or rose	do. fl. incarnata
do. lilac	do. fl. obscuro
do. superb quilled	do. fl. superba
do. bonnet	do. var. nova
do. red striped	do. rub. variegato
do. purple striped	do. purp. variegato
do. red	do. fl. rubro
Alkekengi, or kite flower	<i>Atropa physaloides</i>
Blue browallia, or amethyst	<i>Browallia elata</i>

## J. B. Russell's Catalogue of

White do.	do. fl. albo
✓ Flos adonis, or Pheasant's eye	<i>Adonis miniata</i>
Sweet alyssum	<i>Alyssum maritimum</i>
Prince's feather	<i>Amaranthus hypocondriacus</i>
Three coloured amaranthus	do. <i>tricolor</i>
Scarlet cacalia	<i>Cacalia coccinea</i>
Starry marygold	<i>Calendula stellata</i>
*Balloon vine, or love in a puff	<i>Cardiospermum halicacabum</i>
Venus' looking glass	<i>Campanula speculum</i>
Safflower, or saffron	<i>Carthamus tinctorius</i>
Sensitive cassia	<i>Cassia nictitans</i>
Great american centaurea(b)	<i>Centaurea americana</i>
Great blue bottle	do. <i>cyanus major.</i>
✓ Purple sweet sultan	do. <i>moschata</i>
Yellow do. do.	do. <i>suaveolens</i>
Crimson velvet cockscomb	do. <i>benedicta</i>
Yellow cockscomb	<i>Celosia cristata</i>
▲ Belvidere, or summer cypress	do. var. <i>lutea</i>
Ten week stockgillyflower	<i>Cheiranthus annuus</i>
Virgin do.	<i>Cheiranthus maritimus</i>
White chrysanthemum	<i>Chrysanthemum coronarium</i>
Yellow do.	do. fl. <i>lutea</i>
Tricoloured do.	do. <i>tricolor</i>
Minor, or dwarf convolvulus	<i>Convolvulus minor</i>
*Azure morning glory	do. <i>nil.</i>
*Dark blue morning glory	do. <i>major</i>
*Rose coloured morning glory	do. fl. <i>roseo</i>
*Superb striped morning glory— (blue on white ground)	do. fl. <i>striata</i>
Golden coreopsis(a)	<i>Coreopsis elegans</i>
Variiegated Euphorbia (b)	<i>Euphorbia variegata</i>
Branching larkspur	<i>Delphinium consolida</i>
Double rose do.	do. fl. <i>roseo</i>
Double dwarf rocket do.	do. var.
Dwarf neapolitan do.	do. var.
*Purple hyacinth bean	<i>Dolichos lablab</i>
*White do. do.	do. var. <i>albo</i>
Musk geranium	<i>Geranium moschatum</i>

(a) A new plant, discovered by Nuttall, producing numerous brilliant yellow flowers, with rich purple centre.

(b) A beautiful plant, discovered by Nuttall on the prairies near the Rocky Mountains.



Purple globe amaranthus(a)	<i>Gomphrena globosa</i>
White do. do.(a)	do. fl. albo
- Bladder katmia	<i>Hibiscus trionum</i>
- White candytuft	<i>Iberis amara</i>
- Purple do.	do. umbellata
Dbl. balsamine ( <i>fine mixed</i> )	<i>Impatiens balsamina</i>
do. rose coloured	do. fl. roseo
do. variegated	do. variegata
do. fire coloured	coccinea
do. purple	do. purpurea
do. pure white	do. alba
do. crimson	do. rubro pleno
*Scarlet morning glory	<i>Ipomœa coccinea</i>
*Starry Ipomœa	do. lacunosa
*Hepatica leaved ipomœa	do. hepaticifolia
*Cypress vine ( <i>b</i> )	do. quamoclit
*Sweet peas, painted lady top-knot	<i>Lathyrus odoratus flore carneo</i>
*Yellow sweet peas	do. aphaca
*White sweet peas	do. var. albo
*Black sweet peas	do. fl. obscuro
*Purple sweet peas	do. fl. purpureo
*Scarlet sweet peas	do. fl. roseo
*Lord Anson's peas	do. sativus
*Striped sweet peas	do. fl. striata
*Tangier crimson peas	do. tingitanus
*Winged peas	<i>Lotus tetragonolobus</i>
- Red lavatera	<i>Lavatera trimestris</i>
White lupins	<i>Lupinus albus</i>
Yellow lupins	do. luteus
Large blue do.	do. pilosus
Dutch do. do.	do. hirsutus
Small do. do.	do. varius
Rose do. do.	do. fl. roseo
Cuckold's horn	<i>Martinia diandria</i>
Proboscis capsuled martynia	do. proboscidea
Caterpillars	<i>Medicago circinnata</i>
Hedge hogs	do. intertexta
Sensitive plant	<i>Mimosa sensitiva</i>
Marvel of peru	<i>Mirabilis jalapa</i>

(a) It is recommended to steep this seed in milk, twelve hours previous to sowing, otherwise, it will remain in the earth four or five weeks, before it vegetates.

(b) The vegetation of this seed is greatly facilitated by scalding, and then steeping it in soft water twelve hours previous to sowing.


Sweet scented do.	do. longiflora
Squirting cucumber	<i>Momordica elaterium</i>
*Balsam apple	do. balsamina
*Balsam pear	do. lagernia
Forget me not	<i>Myosotis arvensis</i>
Trailing nolana	<i>Nolana prostrata</i>
Touch me not	<i>Noli mi tangere</i>
- Evening primrose (very fragrant)	<i>Oenothera grandiflora</i>
✓ White officinal poppy	<i>Papaver somniferum</i>
Double carnation do.	do. fl. pleno
Scarlet pentapetes	<i>Pentapetes Phœnicea</i>
✓ *Scarlet flowering bean	<i>Phaseolus multiflorus</i>
Sweet scented mignonette	<i>Reseda odorata</i>
White egg plant	<i>Solanum melongena</i>
Starry scabious	<i>Scabiosa stellata</i>
✓ Tangier, or poppy leaved vi- per's grass	<i>Scorzonera tingitana</i>
Purple Jacobea	<i>Senecio elegans</i>
White do.	do. fl. albo
Catch fly	<i>Silena armeria</i>
Feather grass	<i>Stipa pinnata</i>
African marygold	<i>Tagetes erecta</i>
Orange quilled do.	do. fl. teretibus
French do.	do. patula
Ranunculus marygold	do. var.
Crimson trefoil	<i>Trifolium incarnatum</i>
Sweet scented trefoil	do. odorata
*Great nasturtium	<i>Trapœolum majus</i>
Dwarf do.	do. v. nana
Heart's ease, or pansey	<i>Viola tricolor</i>
Golden eternal flower	<i>Xeranthemum lucidum</i>
Purple do. do.	do. annuum
Mexican Ximenisia	<i>Ximenesia enceloides</i>
Red zinnia	<i>Zinnia multiflora</i>
Yellow do.	do. pauciflora
Purple, or violet coloured do.	do. elegans
Ice plant	<i>Mesembryanthemum crystallinum</i>

GENERAL DIRECTIONS FOR ANNUAL PLANTS.

During the month of May, sow Annual Flower Seeds on borders of light rich earth; the borders having been

previously well dug, dig with a trowel small patches therein, about six inches in width, at moderate distances, breaking the earth well and making the surface even; draw a little earth off the top to one side, then sow the seed therein, each sort in separate patches, and cover it with the earth that was drawn off, observing to cover the small seeds near a quarter of an inch deep, the larger in proportion to their size; but the pea and bean kinds must be covered one inch deep at least. When the plants have been up some time, the larger growing kinds should, where they stand too thick, be regularly thinned, observing to allow every kind, according to its growth, proper room to grow. When Mignonette, Sweet Alyssum, White and Blue Amethyst, Cypress Vine, and other delicate annuals, are sown in pots, care should be taken to water them, (soft water is preferable.) Use a small watering pot with a finely pierced nose; for if watered heavily, it hardens the ground so that the small delicate seeds cannot raise the surface, of course must perish. They also require to be kept tolerably moist, and placed in a situation where they have only the morning sun till 11 or 12 o'clock. If the pots are the whole day exposed, the seed is often burnt before it has time to vegetate. It is recommended to sift the mould intended for pots through a course wire sieve; it not only clears the earth of rubbish, but has a cleaner appearance.

Many sorts, such as Blue Amethyst, Scarlet Cacalia, Double Balsams, Asters, Globe Amaranthus, Ice Plant, Marigolds, Chrysanthemums, Eternal Flower, Cockscomb, Ten Week's Stock, &c. may be transplanted into flower pots, or elsewhere, during the month of June, and in July.

 An assortment of One Hundred fine varieties of Annual, Biennial, and Perennial Flower Seeds, for \$5.

## BIENNIAL AND PERENNIAL FLOWER SEEDS.

GRAINES DES FLEURES BISANNUELLES & VIVACES

Those marked thus (\*) are climbing plants.

SIX CENTS PER PAPER.

Monk's hood	<i>Aconitum napellus</i>
Rose campion	<i>Agrostemma coronaria</i>
Black antwerp hollyhock	<i>Althea fl. nigra</i>
Double Yellow do.	do flava pl.
Double china do.	do sinensis
Anemone, or wind flower	<i>Anemone coronaria</i>
Musk scented geranium, or pasque flower	do pulsatilla
• Scarlet snap dragon	<i>Antirrhinum majus</i>
Double columbine	<i>Aquilegia vulgaris</i>
Orange swallow wort	<i>Asclepias tuberosa</i>
Red do. do.	do incarnata
• *Scarlet trumpet flower	<i>Bignonia radicans</i>
• Blue canterbury bell	<i>campanula medium</i>
• White do. do.	fl. albo
Indian shot	<i>canna indica coccinea</i>
Yellow do. do.	do lutea
Large Caledonian silver leaved thistle	<i>carduus eriophorus</i>
Bloody wall flower	<i>cassia marylandica</i>
White wall leaved stock gillyflower	<i>cheiranthus cheiri</i>
Purple prussian do.	do v glaber albo
Twickenham do.	d v glaber purpureo
Scarlet brompton do.	<i>cheiranthus v purpureo</i>
Queen's do. do.	do incanus
Laburnum	do var reginae
*Sweet scented virgin's bower.	<i>cytisus laburnum</i>
*Virginia virgin's bower	<i>clematis flammula</i>
*Traveller's joy	do virginiana
*Mexican climbing cobeia	do vitalba
Trifoliate sun flower	<i>cobea scandans</i>
Mixed dahlia	<i>coreopsis tripteris</i>
• Bee larkspur	<i>Dahlia pinnata</i>
• Great flowering do.	<i>Delphinium elatum</i>
	do grandiflorum

— Carnation Pink	<i>Dianthus caryophyllus</i>
— Broad leaved do.	do <i>latifolius</i>
— Pheasant eyed do.	do <i>plumarius</i>
— Fringed, or superb pink	do <i>superbus</i>
— Chinese imperial do.	do <i>chinensis</i>
— Clove do.	do <i>hortensis</i>
— Maiden do. or London pride	do <i>deltoides</i>
— Sweet William	do <i>barbatus</i>
— Porcelain flowered gentian	<i>Gentiana adscendens</i>
— Purple fox glove	<i>Digitalis purpurea</i>
— White do. do.	do <i>fl. albo</i>
— Great flowering do. do.	do <i>grandiflora</i>
— Yellow do. do.	do <i>lutea</i>
— Iron coloured do.	do <i>ferrugenia</i>
— Coral tree	<i>Erythriana herbacea</i>
— Balm of Gilead	<i>Dracocephalum canariense</i>
— Pink dragon's head	do <i>virginicum</i>
— Globe thistle	<i>Echinops sphærocephalus</i>
— Caper Tree	<i>Euphorbia lathyris</i>
— Crown imperial	<i>Fritillaria imperialis</i>
— Carolina Jasmine	<i>Gelseminum nitidum</i>
— Purple Gentian	<i>Gentiana saponaria</i>
— Oak Leaved Gerardia	<i>Gerardia quercifolia</i>
— Purple Glycine	<i>Glycine apios</i>
— French Honeysuckle	<i>Hedysarum coronarium</i>
— Autumnal Sun Flower	<i>Helenium autumnale</i>
— Perennial Many Flowering Sun Flower	<i>Helianthus altissimus</i>
— Sweet Rocket	<i>Hesperis matronalis</i>
— Halbert Leaved Hibiscus	<i>Hibiscus militaris</i>
— Great Flowering do.	do <i>palustris</i>
— Althea Frutex	do <i>syriacus</i>
— Hyacinth	<i>Hyacinthus orientalis</i>
— Iris	<i>Iris versicolor</i>
— Everlasting Peas	<i>Lathyrus latifolius</i>
— Blue Blazing Star	<i>Liatris scariosa</i>
— Purple Perennial Flax	<i>Linum perenne</i>
— Ivy Leaved Toad Flux (beau- tiful)	<i>Linaria cymbalaria</i>
— Scarlet Cardinal Flower	<i>Lobelia cardinalis</i>
— Honesty, or Satin Flower	<i>Lunaria biennis</i>
— Perennial Lupin	<i>Lupinus perennis</i>
— Dwarf Mountain Lychnis	<i>Lychnis alpina</i>
— Scarlet do do	do. <i>chalcedonica</i>

Blue Flowered Magnolia, or Cucumber Tree	<i>Magnolia acuminata</i>
Glaucous Magnolia	do. <i>glauca</i>
Great Flowering Magnolia	do. <i>grandiflora</i>
Long Leaved Magnolia	do. <i>macrophylla</i>
Umbrella Magnolia	do. <i>tripetala</i>
Long Leaved Magnolia	do. <i>longifolia</i>
Persian Stock Gillyflower	<i>Matthiola obovatissima</i>
Russian do	do. var.
Blue Monkey Flower	<i>Mimulus ringens</i>
Poppinac (of S. Carolina)	<i>Mimosa odoratissima</i>
Crimson Bergamont	<i>Monarda didyma</i>
Myrtle	<i>Myrtus communis</i>
Oleander	<i>Nerium oleander</i>
Sweet Basil	<i>Ocimum basilicum</i>
French Bush Basil (delightful scent,)	do. <i>minimum</i>
- Tree Primrose	<i>Oenothera biennis</i>
Blackberry Lily	<i>Pardanthus chinensis</i>
- *Flesh Coloured Passion Flower	<i>Passiflora incarnata</i>
- Paeony (of sorts)	<i>Paeoni</i>
Geranium (of sorts)	<i>Pelargonium</i>
Sage Leaved Phlomis	<i>Phlomis fruticosa</i>
- Mixed Phlox	<i>Phlox</i>
Jacob's Ladder	<i>Polemonium ceruleum</i>
White Ivy Leaf	<i>Prenanthus alba</i>
Auricula	<i>Primula auricula</i>
Polyanthus	do. <i>polyanthus</i>
Cowslip	do. <i>veris</i>
- English, or Poetic Primrose	do. <i>vulgaris</i>
Upright Mignonette	<i>Reseda alba</i>
Yellow Rudbeckia	<i>Rudbeckia laciniata</i>
Fulgent Rudbeckia	do. <i>fulgida</i>
Purple Rudbeckia	do. <i>purpurea</i>
Purple Topped Clary	<i>Salvia sclarea</i>
- Mourning Bride, or Sweet Scabious	<i>Scabiosa atropurpurea</i>
Mount Caucasian Scabious	<i>Scabiosa caucasea</i>
- Jerusalem Cherry	<i>Solanum pseudo capsicum</i>
White Sophora	<i>Sophora alba</i>
- Blue do. (beautiful)	do. <i>australis</i>
- Scotch Broom	<i>Spartium scoparium</i>
- Scarlet Colutea	<i>Sutherlandia frutescens</i>

— Snowberry	<i>Symphora racemosa.</i>
Prickly Comfrey	<i>Symphytum asperinum</i>
Sweet Scented Chili Mari- gold	<i>Tagetes lucida</i>
Asiatic Globe Flower	<i>Trollius asiaticus</i>
Tulip	<i>Tulipa gesneriana</i>
Whins, or Furze	<i>Ulex europæus</i>
Garden Valerian	<i>Valeriana rubra</i>

## GENERAL DIRECTIONS FOR BIENNIAL PLANTS.

Perennial, Biennial, &c. Flower Seeds may be sown during the month of May, on borders, or on three or four feet wide beds of rich earth, covered evenly with fine light mould, and in the same manner as annuals.— They may be transplanted during the months of August and September, into different parts of the borders, for the sake of diversifying the garden. *Scoop trowels* will be found very useful in the shifting of flowers, in general. This work should be done in moist or cloudy weather, if possible, and to give them shade and frequent refreshments of water, till newly rooted. Let them be taken up and transplanted with as much earth as possible about the roots, whether into flower pots or elsewhere. Always observe, when potting flowers, to place a small piece of shell or earthenware over the aperture in the bottom of the pots; it assists the water to drain off, which would otherwise saturate and rot the roots.

It is to be observed, that these kinds do not flower the same year they are sown, but all the sorts of them will flower strong, and in good perfection, the year after. The greater part are sufficiently hardy to stand the winter of the middle states. Stock Gillyflowers, Wall Flowers, Polyanthus, Scarlet Colutea, Auriculas, Myrtles, Carolina Jessamine, and Dahlias, will require to be transplanted into flower pots, and housed during the winter in a frame or warm cellar, where they can be exposed to the light.

Every one may not know the meaning of *Perennial* and *Biennial* plants. The *Perennials* are those which continue on the same root *many years*, producing new

flower stems annually; the *Biennials* are *two years' duration*, being sown one year, flower and perfect their seed the next, and soon after die. A continual succession can be kept up by sowing the seeds annually.

## AMERICAN TREE, SHRUB, AND PLANT SEEDS.

*Suitable for sending to Europe.*—Our list of native American trees is as yet incomplete. At the time of putting this Catalogue to press, we had not completed our arrangements for Tree Seeds, but shall soon be able to execute orders to any extent.

American Chestnut	<i>Castanea americana</i>
Alder leaved Clethra	<i>Clethra alnifolia</i>
American Hazelnut	<i>Corylus americana</i>
- American Holly, &c.	<i>Ilex opaca</i>
Butternut Hickory	<i>Juglans amara</i>
- Broad Leaved Laurel	<i>Kalmia latifolia</i>
Balsam Fir	<i>Pinus balsamea</i>
Black Oak	<i>Quercus tinctoria</i>
Cypress	<i>Cupressus disticha</i>
Cranberry	<i>Oxycoocus macrocarpus</i>
Candleberry Myrtle	<i>Myrica cerifera</i>
Hemlock Spruce	<i>Pinus canadensis</i>
Indian Corn (in the ear, many varieties,)	<i>Zea mays</i>
Larch, &c.	<i>Pinus pendula</i>
Pignut Hickory, &c.	<i>Juglans porcina</i>
Red Oak	<i>Quercus rubra</i>
Swamp Buttonwood	<i>Cephalanthus occidentalis</i>
Scarlet Maple	<i>Acer rubrum</i>
Shelbark Hickory	<i>Juglans alba</i>
Sassafras Bay, &c.	<i>Laurus sassafras</i>
Tulip Tree	<i>Liriodendron tulipifera</i>
Three Thorned Acacia, &c.	<i>Gleditsia triacanthos</i>
White Spruce	<i>Pinus alba</i>
White Oak	<i>Quercus alba</i>
Whortleberry, or Huckle- berry	<i>Vaccinium stamineum</i>
White Cedar	<i>Cupressus thyoides</i>
Weymouth Pine	<i>Pinus strobus</i>
Yellow Ship Locust	<i>Robinia pseudoacacia</i>



**FRUIT SEEDS.**

## SEMENEES D'ARBRES FRUITIERS.

Peach	<i>Amygdalus persica</i>
Strawberries	<i>Fragaria vesca</i>
Cherries	<i>Prunus cerasus</i>
Apricot	— <i>armenica</i>
Plums	— <i>domestica</i>
Apple	<i>Pyrus malus</i>
Pears	— <i>communis</i>
Quince	— <i>cydonia</i>
Gooseberries	<i>Ribes, uva crispa</i>
Currants	— <i>rubrum</i>
Raspberries	<i>Rubus idæus</i>

**BIRD SEEDS.**

## GRAINES POUR LES OISEAUX.

Canary	<i>Phalaris canariensis</i>
Rape	<i>Brassica napus</i>
Hemp	<i>Cannabis sativa</i>
Rough, or unhulled Rice	<i>Oryza sativa</i>
Millet	<i>Panicum miliaceum</i>
Maw	<i>Papaver somniferum nigse-</i>
Yellow	<i>mine</i>

**DUTCH BULBOUS FLOWER ROOTS.**

We have on hand, imported from Holland direct, a great variety of the finest descriptions of Bulbous Flower Roots, consisting of Hyacinths, Tulips, Lilies, Crown Imperials, Narcissus, Iris, Amaryllis, Ranunculus &c. the different varieties of which it is impracticable to enumerate here. They are selected from the finest collections in Holland, are remarkable for size, beauty, or delicacy of tint:—and are offered for sale, by the dozen or single, at fair prices.

### MISCELLANEOUS ARTICLES.

Bird Seed of every sort, by the quart or bushel—Bulb and Hyacinth Glasses—Hawthorn Quicks, for live fences or hedges—Medicinal Herbs, Roots, and Pot-Herbs in great variety, put up by the Shakers at New-Lebanon, N. Y.—Pyramidal shaped Parsley Pots—Pulverized Celery Seed for soups, &c. put up in bottles at 25 cts. each, & \$2 25 cts. per dozen—Pulverized Herbs for culinary purposes, viz. Sweet Marjoram, Thyme, Sage and Summer Savory, put up in bottles at 25 cts. each, and \$ 2 25 per dozen,—Asparagus Roots, English Embden Grotts, for gruel, &c. It is our object to furnish every article that may be wanted on a farm, orchard or garden.

Although our Seeds are raised by gentlemen of great experience, and though we try samples of them in small pots. and take every precaution to have them fresh and genuine, yet it is impossible, not to expect some complaints. To prevent, therefore, any serious loss to farmers or gardeners, and relieve our character as a seedsman, we invite them to prove their seeds, as recommended in the preface to this catalogue.

☞ J. B. RUSSELL is Agent for the Hartford *Linnean Botanic Association*; a Prospectus of their objects, and Catalogue of their trees, &c. may be obtained gratis at his office, and specimens of their fruit seen.—He is likewise Agent for the *Botanic Garden* connected with Harvard University, Cambridge.

☞ J. B. RUSSELL is also Agent for Mr WINSHIP's Nursery and Flower Garden at Brighton; his collection of Fruit Trees is large and well selected, and his variety of Ornamental Trees, Shrubs, Flowers, &c. is excelled by none in this vicinity. Catalogues may be obtained gratis of Mr RUSSELL, and orders left with him will be executed as low and as promptly as at the nursery.

☞ J. B. RUSSELL likewise has for sale, every spring, an extensive collection of the finest *Gooseberry Bushes*, imported from Scotland; specimens of the fruit of which may be seen at his office.

## APPENDIX.

---

☞ The following testimony to the excellence of Lucerne as an early and productive grass, is from the pen of the Hon. JOHN LOWELL, President of the Massachusetts Agricultural Society.

### LUCERNE.

Mr RUSSELL—The growth of Lucerne is not only more rapid than that of any other of the cultivated grasses, but it is also more rapid in our climate than it has been represented to be by any of the sanguine recommenders of it in Europe. On the 26th of April last I bought 6 lbs. of Lucerne seed at the office of the New England Farmer, and the next day sowed 4 lbs. of it on about a third of an acre of well prepared ground. I sowed with it about as much barley as I thought would protect it against weeds.

I cut the barley on the 28th of May, and the Lucerne was then 9 inches high—both were cut together and given to my cows—on the 30th of July the Lucerne was a foot high, and again cut for soiling—early in September the Lucerne was about 15 inches high, and some of it in flower; it was cut the third time, and made into hay, and gave a good crop for grass even of the second year. It is now up again, and about eight inches high.

I have already ascertained that it will stand our winters better than clover, having had a small patch of it, which has stood four winters without the slightest injury.

I received by the kindness of Commodore HULL a box of seeds for the *Massachusetts Agricultural Society*, bro't from South America—among the rest there was a small parcel (about one pound,) which was marked "Chili clover seed." I instantly recognised it to be Lucerne. It came late, and I could not sow it before the 28th of July, having no ground fit for its reception. On that day it was sown, and on the same patch (but separated from it,) some Dutch clover seed, presented to me by EBENEZER ROLMINS, Esq. The Lucerne is now 9 inches high, and the clover about 4 inches.

I think Lucerne must be valuable for soiling. Although I agree with J. H. POWEL, Esq. that soiling can never be very extensively used on great farms, yet there are many small farmers in New England, who, like myself, can only compass 20 or 25 acres, and yet wish to enjoy the luxuries of a dairy, to supply our own families throughout the year, with better butter than money will procure. To such persons, soiling is of great value, and indispensable necessity.

I bow, with great respect, to the opinions of Col POWEL's experienced correspondent, Mr RUDD, as to the inexpediency of soiling in England; but as that great farmer has assigned his reasons, we may judge of them for ourselves. He says that cows cannot enjoy as good health when soiled, as when indulged with air and exercise in pastures. This may be true in England, though, even there, there are high authorities opposed to the opinion.

My own experience of twenty-one years is of a contrary nature. I have raised my own cows and usually kept them, from birth to 15 years—they have enjoyed the highest health—are admired for their apparent good appearance—and their good qualities are satisfactory to myself. My cows are soiled 10 months in the year—for 2 months they are *tethered* out, in which last mode they take rather more exercise than if suffered to range.

I have said that Lucerne is more rapid in its growth than any other of the cultivated grasses. I have this year compared it with Orchard Grass, sown on better land than that devoted to Lucerne. The Lucerne, in the poorer soil, (though a good and well prepared one) has much surpassed the Orchard Grass. JOHN LOWELL.

#### NEW ZEALAND SPINAGE.

Mr RUSSELL—The *Tetragonia expansa*, or New-Zealand Spinage, will prove a very valuable addition to our esculent vegetables. I received but 3 seeds which I sowed in a hill in the month of May; it has spread over a piece of ground at least 6 feet every way, and I could have gathered the leaves in plenty during the months of July and August. It is well known that the month of August is the

worst month in the year for vegetables. The common spinage if sown in the spring and summer, runs almost immediately to seed, and therefore is of but little use; the *Tetragonia* or New Zealand Spinage seems remarkably well adapted to fill up the chasm in the vegetable market during the summer months; but it will also continue to produce until very late in the fall. It is well calculated for small families, which have but small gardens; a bed will afford a mess at any time, without any more trouble than keeping it clear of weeds during the summer and fall; the leaves look much like the common prickly spinage, but of a thicker consistency, and I think it is finer eating, having no disagreeable taste, but very pleasant; indeed it is so raised in public opinion of late, in London, that it is recommended to plant the seeds in pots in a hot bed, and turn out the plants in the open ground, in order to produce it earlier, and seems to be considered a standard necessary vegetable.

I remain, sir, with respect,

Your obedient serv't,

*New York, Oct. 18, 1827.*

MICHAEL FLOY.

**GENUINE HAVANA TOBACCO—***Buelta Abaxo.*

Mr RUSSELL.—I send you some of my Cuba Tobacco Seed,—the genuine Buelta Abaxo. This seed I procured in March 1827, from Cuba, at much expense and difficulty. I have cultivated it one season with complete success, and am satisfied it will suit our climate perfectly well, if suitable attention is paid to the soil, which should be warm, rich and light. My mode of cultivating it, is to sow it in beds the 1st of April, and transplant the plants about the middle of June, into rows 3 1-2 feet distance, the plants being 21 inches apart in each row. Each bottle of seed is accompanied with more particular directions; and remarks on the profits which may be realized from its successful cultivation, for the manufacture of cigars. Some cigars made from my tobacco have proved of fine quality, and I think when they are improved by age, it will be difficult to distinguish them from those imported from Havana.

Yours truly,

JOHN WATSON.

*East-Windsor, Con. Oct. 20, 1827.*

☞ Price of the Seed \$3.00 per bottle.

# AGRICULTURAL IMPLEMENTS, &c.

FOR SALE AT NO. 52 NORTH MARKET STREET,

BY JOSEPH R. NEWELL.

## POPE'S IMPROVED HAND AND HORSE THRESHING MACHINE.

THIS Machine, invented by the late Joseph Pope, Esq. has been in successful operation in different parts of the country for several years; and is found on trial, to be the best operating machine—to do the work in the most perfect and effectual manner—and the least liable to get out of order of any machine that has been in use. It will thoroughly thresh five bushels of wheat, rye, or barley, in one hour; and of oats, ten or twelve bushels.

### CERTIFICATES.

WE, the undersigned, have used Pope's Improved Hand Threshing Machine, and have threshed with it this season in Brighton, about one hundred and ten bushels of wheat, and sixty of rye, which it cleansed from the straw in the most thorough manner, at the rate of five bushels of wheat per hour, of a kind that either of us could not with the flail thresh over five bushels per day. We threshed eighty-five bushels of wheat in two days, and the labor at the wheel was very easy, we preferring to turn the machine rather than to feed it, and we do not hesitate to declare that we had much rather thresh with this machine than by any other method we are acquainted with.

Brighton, November 29th, 1826.

Signed in presence of }  
GORHAM PARSONS. }

BENJAMIN PORTER,  
HUGH RIELLY,  
OWEN RIELLY.

Middlesex, ss: Brighton, December 1st, 1826, then the above named Benjamin Porter, Hugh Rielly, and Owen Rielly, personally appeared and made oath that the above certificate by them subscribed is true.

Before me, EDWARD SPARHAWK,

Justice of the Peace.

*The following letter from Major Russ, of Farmington, shows the rapidity with which grain may be threshed by the celebrated Horse Machine.*

MR. POPE,

Sir,—In using your Threshing Machine, worked by two horses, and attended by five hands, I obtained the following results:

On Saturday commenced threshing oats at half past 8. and left off at quarter

past 11 A. M.; in the afternoon began at 2, left off at 6—in all, 6 hours 45 minutes—quantity threshed 151 bushels.

On Monday, threshed from 9 to half past 12 P. M.; threshed from 45 minutes past 2 to a quarter past 6—seven hours—quantity threshed 203 bushels.

On Tuesday, threshed 2 1-2 hours in the forenoon, 3 1-2 hours in the afternoon—6 hours; quantity threshed 126 bushels, principally of oats, which were mowed, and not bound in bundles.

On Wednesday threshed 7 hours and 25 minutes—quantity not precisely ascertained, on account of the mistake of those employed in measuring, but supposed to be some short of 200 bushels.

I also threshed about 60 bushels of rye, of two kinds, and about 70 bushels of wheat, but owing to the interruption and necessary delay of clearing away the grain to keep the different kinds separate, I am unable to be particular as to the exact time, with the exception of 44 bushels wheat, which was threshed in 2 hours and 40 minutes. All the aforesaid labor was performed in six days. The different kinds of grain were threshed, I think, cleaner and better than in the usual mode with flails. I am well pleased with your machine; think it a valuable improvement; and can well recommend it accordingly.

Yours respectfully,

J. RUSS.

## STRAW CUTTERS.

**EASTMAN'S** Straw Cutter, with Improved Side Gearing and Cylinder Knives. This machine is well calculated for large and extensive establishments, easily worked by one man and a boy, and will cut sixty bushels of fodder per hour.—Price from 50 to \$75.

**WILLIS' Horizontal and Vertical Straw and Hay Cutter**; the Horizontal machine is the most approved for cutting hay—the Vertical machine is for cutting straw, cornstalks, &c. Both are well constructed, made of the best materials, and of the best workmanship—fed and worked by one man—works free and easy, and not liable to get out of order—will cut from thirty-five to forty bushels per hour. Price 30 and \$35.

**SAFFORD'S Improved and Common Straw Cutter** with side gearing; well approved and is in very general use—will cut from twenty to thirty bushels per hour. Price 15 and \$25.

The common Dutch Hand Cutting Machine, is one of those implements in common use, and known to every practical farmer; and is considered as good a machine for a small establishment as any in use,—will cut from ten to twenty bushels per hour. Price 6, 8, and \$10. There is a great improvement in the 8 and 10 dollar machines, by attaching a treddle and spring, is an easy and simple movement, the hay or straw is so confined as to be cut with great ease and despatch.

The straw or hay cutter is a machine well worthy the attention of every practical farmer, not only as a necessary and useful, but profitable implement. The advantage resulting from cutting fodder for animals, is so fully appreciated, and the practice so generally adopted, that it is not necessary to enlarge on the subject. It is likewise found advantageous in cutting straw and corn butts for manure, and other purposes.

### CORN SHELLERS.

THE Corn Sheller is one of the best implements as a labour saving machine, which the practical farmer has in use. Various machines for this purpose have been invented. The most improved one is the double operating machine, which is fed two ears at a time, and will shell at the rate of from ten to twelve bushels of corn per hour. Price \$25.

HARRISON'S Improved Corn Sheller, with a vertical wheel, is well calculated for common use; being very simple in its construction, and in no way liable to get out of order; will shell ten bushels per hour. Price \$20.

JONES' and JAQUITH'S Improved Corn Shellers are both very plain and simple machines; are worked and fed by one man—will do the work well, though not so expeditious as either of the above machines. Price 12 and \$25.

### WINNOWER MACHINE.

THOMAS' Winnowing Machine, is one of the most simple and complete machines for that purpose, that is in use; is very powerful in its operation—and is a very great improvement upon the old machines. Will winnow and clean a bushel of grain in a minute. Price \$16.

### CHURNS.

GAULT'S patent Churn, which has been in common use for several years, proves to be effective, and certain in its operation. The peculiar advantage in this churn, is, the ease and facility with which it can be worked (which is in the shortest time of any churn in use) and the butter taken from it; and from its quick and powerful motion, will produce the greatest quantity of butter. Price \$6.



PHILADELPHIA Barrel Churns, price from 3.50 to \$4.50  
Common Box Churns, 2.50, 3.50, and \$4.50. Common  
Quaker Churns, from 1.75, 2.25 and \$3.

### LEVER CHEESE PRESS.

LEAVITT's Improved Lever Cheese Press is so constructed, that seven or fourteen pounds weight will sufficiently press any common size cheese. Price from 5 to \$6.

### CORN AND PLASTER MILL.

GERRISH's patent Corn and Plaster Mill is so constructed, that by shifting the centre cone, which is readily done, it is converted into a plaster mill; and with the power of one horse, will grind two tons of plaster per day, or thirty bushels of corn—is not liable to get out of order—and may occasionally be worked by two men. Price 50 to \$100.

FLAGG's Family Mill—price \$75.

BAILEY's Improved Hand Mill, well calculated for domestic purposes, and as a hand mill for grinding corn, will grind or crack two bushels per hour. Price \$6.

### CORN AND COB CRACKERS.

THIS Mill, which is calculated for the purpose of grinding cobs and corn, is found to answer the purpose of making the best provender in the most economical way. This mill is so constructed as to be used as a common grist mill, and may be worked with common horse power; will crack ten to twelve bushels per hour. Price \$22.

### PLOUGHS.

HOWARD's Improved Cast and Wrought Iron Self-governing Plough, which was used on the 17th inst. at the late ploughing match in Brighton, and for which a premium was given; has a self-governing principle, effected by two friction rollers operating in such a manner as to control the operation of the plough, and render it completely subservient to the rollers which govern it in such a manner as to keep the plough close to the work without the aid or assistance of a ploughman; and does the work in a more regular and uniform manner, than can possibly be done in

any other way, and makes the saving of one man in the labor of ploughing. This apparatus which may be attached to any common plough, may be put on or taken off at pleasure, and the plough used either way. Price of apparatus \$10.

**HOWARD'S Improved Cast and Wrought Iron Plough**—calculated for rough or smooth land, is so constructed that the coulter or shire may be taken off, sharpened, and repaired by any common blacksmith. Price from 10, 12, to \$18.

**CARY & WARREN'S common Wood Plough**, of all sizes, and prices, from 4 to \$25, with or without coulters.

**HOWARD'S Hand Plough**, for gardens, a very useful and gentleman-like implement, and used to great advantage in garden cultivation. Price \$5.

**HOWARD'S Improved Fixed and Expanding Double Mould-board Plough**. This plough is well calculated for furrowing out land—splitting hills—ploughing between corn, potatoe, and vegetable cultivation, to great advantage. Price 10 and \$12.

**SIDE-HILL Plough**. This plough, for which a premium was given at the late exhibition at Brighton, is found to be a very great improvement on the ploughs now in use, for working on side hills. The mould board is so constructed as to shift on each side, as may be required, by turning on the under side of the plough as the team turns at each end of the furrow: which leaves the furrow down hill, and works with great ease and despatch. Price \$15.

**SELF-SHARPENING Plough**. This Plough derives its name from the peculiar manner in which the point is placed; by which means the point is preserved sharp until worn out. Price, No. 1, \$7—No. 2, \$9—No. 3, \$12.

**Shovels, Ploughs, and Plough Scrappers of all sizes**—made to order, at the shortest notice. It will be observed by the Report of the Committee on the Ploughing Match at Brighton on the 17th, that most of the Ploughs that were used, were of the Improved Cast Iron Mould Boards—and it is very certain with every enlightened farmer, that no other plough ought or will be used.

**HOWARD'S Fixed and Expanding Cultivators and Harrows of all sizes**. The Cultivators are well adapted to free and easy drill cultivation, and much approved for various purposes—price 10 and \$14.

**BEATSON'S Scarifiers and Cultivators**. These implements which are very generally used in Europe and the Southern States,—are well calculated for free cultivation, are much approved in pulverising the land, and leaving the soil light and fine—price 7 and \$16.

**BENNET'S Broad Cast Machine for sowing grain and all kinds of seed**, is used with great ease and despatch, and sows with great regularity—price \$18.

**LEAVITT'S Seed Sower and Corn Dropper**, is well adapted for sowing and planting small seed, corn, peas, beans, &c. Sows very regular, and is equal to the labour of many men.

**Vegetable Cutters, for cutting Ruta Baga, Mangel Wurzel, Turnips, &c.**—price 7 and \$10.

**FARNHAM'S Improved Cider Mill**.

**MEARS' Improved Ox Yoke.** The improvement in this yoke consists in the form of the yoke being well adapted to the neck of the animal, and giving it a better and greater bearing by the lip on the back of the yoke, and also a greater extension of the bed and lips, which receives the bows. The staple is so constructed as to slip in such a manner, as to give either ox more or less yoke.

**Common ox yokes and bows all sizes.** Brass and composition ox balls, of all sizes. These balls which are in many cases useful in preventing the animal from hooking, or being in other respects mischievous—are in all respects very ornamental—price from 1 to \$3 per set.

**BISBEE'S patent cast steel hoes, shovels and spades.**—These articles are made of the best of cast steel—are very light and strong—work sharp, clean, and free from clogging.

**WILSON'S improved crooked neck prong cultivating hoes.** This hoe, which is made of the best of Steel, and spring tempered, is well calculated for all Horticultural purposes and field work, more particularly adapted to working in stony and gravelly soil; for digging potatoes, are superior to any kind of hoe used for that purpose.

**HINE'S common crook neck German steel socket hoes,** well calculated for all kind of work.

**Double prong hoes for loosening or cultivating the ground round trees, beds, &c.**

**Bog or Side-hoes, very stout and well made, for clearing low land, cutting hassocks, &c.**

**Plantation hoes, wide and narrow—common hoes of all descriptions and prices.**

**A great variety of large and common garden hoes—large and small Dutch hand Scufflers for clearing beds, gravel walks, &c.—Different prices.**

**GOODYEAR'S patent Spring Tempered Hay and Manure Forks.** These forks, which have been in common use for ten or twelve years past, are found to be superior to any thing of the kind that has ever been in use. They have that degree of elasticity that discharges the hay or manure with the greatest ease. They are in no way liable to clog or foul, and are very strong and durable, when properly made. Unfortunately for this article, there have been great quantities of a very inferior kind made in the form and shape of the true patent ones; which have been made of poor steel, and slighted in every respect, and which has injured the character of the true and genuine forks, made by Goodyear & Son.

**BISBEE'S Improved Socket Hay and Manure Forks** are made in the same form and shape.

**Large and small sized Dung-forks.**

**Three and four prong Carrot-forks.**

**Peat spades with and without side cutters.**

**AMES' No. 1 and 2 Spades—English Spades, different numbers.**

**AMES' No. 1 and 2 Back Strap and common Shovels—extra large Manure Shovels.**

**English Shovels, different numbers and prices.**

**Irish do. with and without handles.**

**Gravel do. do. do. do.**

**Grain and Cider Shovels.**

Cast steel Edging Knives, for trimming grass plats, &c.

do. and common Transplanting Trowels & Forks.

Transplanting Spades.—Hand and Grove Shears.

Patent Pruning Shears.

do. English do.

**AIKIN's** improved common and ivory handled Budding Knives.

Improved brass and iron back Pruning Saw.

Common English kind do. do. different sizes.

Hand Saws do. Wood Saws do.

Grind-stones, hung on friction rollers with foot treddles.

The person grinding turns the stone with great ease and despatch.

**MEARS'** patent steel spring staple for securing horses.—

The improvement in this staple is such, that the horse, if cast, or in any way entangled, can disengage and free himself.

Chain halters for the same.—Steel and iron bull-rings.

Trace and ox chains.

Improved cast steel pruning and budding knives. These knives are made from a pattern furnished by S. W. Pomeroy, Esq. and are found to be superior to any thing of the kind in use.

**MEARS'** improved ox shackle.—Cattle chains.—Surveyors' chains.—Patent sheep and horse shears.—Cattle cards and curry-combs.—Patent and common garden and hedging shears.—Patent pruning shears on a very improved plan.—Pruning chissels.—Tree scrapers and brushes.—Hay knives.—Ditching knives.—English cast steel and common scythes.—The most improved American do.—English and American bush scythes, patent snaths, rifles and stones.—Grain-cradle scythes.—Grain shovels.—Iron and wooden rakes—patent do.—Pick axes.—Iron bars.—Harrow teeth.—Wrought and cast iron plough shears.—Warranted cast steel and other axes, hatchets, &c.—Ox bows—Axe handles.—Hoe handles—Wheel barrows, boxes, &c.—Patent spinning jenny, with 6 to 8 spindles.—Foot wheels, do.—Yarn reels.—Lead pipes for conveying water; stone pipes for do.—Copper pumps.—Stone milk pans, churns, pots, &c.; with every implement used on a Farm, Garden, or Nursery.

## J. R. NEWELL,

Proprietor of the Agricultural Establishment, No. 52 North Market Street, Boston, is Agent for the following persons and different manufacturers :

Prince's Linnæan Botanic Garden. This is the most extensive Nursery in North America, containing above 500 new varieties of fruit, not to be found in any other collection in this country.

The collection of Green House Plants embraces more than 20,000. The identity of every kind of fruit is guaranteed by the Proprietor. All orders left with the agent will be promptly attended to, and executed the same as if sent to the Proprietor, at the nursery.—Catalogues furnished gratis.

☞ Forest and Fruit trees of all descriptions, furnished from Leland's, Davenport's or others' Nurseries in the vicinity of Boston.

☞ ANDREW PARMENTIER, Proprietor of the Horticultural Botanic Garden, Brooklyn, Long Island, offers for sale the most extensive and best assortment of Grape Vines that can be procured in the country, consisting of White Chasselas, Chasselas Fontainbleau, Yellow Chasselas of Thomery, Golden Chasselas, Musk Chasselas, Royal Chasselas, Large Maroc, White Muscat, Violet Muscat, black Muscat, Grey Muscat, Large Frankenthal.

Vines from Johnson's and other Gardens in this vicinity.

Likewise agent for Putnam's patent Stone Aqueduct Pipes, all sizes.

J. W. SIVRET's patent Balance Manufactory. Balances and Scales of all sizes for weighing Hay, Live Stock, &c. made to order.

THOMAS' Iron Foundry, where Castings of all descriptions will be furnished at the shortest notice, and on the most liberal terms.

☞ WASHBURN & GODDARD's Lead Pipe Manufactory, Worcester.—Pipes manufactured at this Establishment are found equal to any English pipe, and can be furnished of any size at the shortest notice. Likewise Copper Pumps of a superior construction, with any size or length of pipe attached that may be required—fitted for all purposes.

☞ Red and Brown composition for painting roofs of barns, sheds, &c.


☞ Paints and colours from the Roxbury Paint and Colour Manufactory, viz. Prussian blue, French Green, Embden Green, Rose Pink, Slip blue, blue Verditer, Mineral Green, blue vitriol, Dutch Pink, Slip Yellow.

☞ Agent for WILLIAM H. HOWARD of Worcester, for his improved single and double Cloth Shearing Machines. Single and double Looms do. Sattinett do.

☞ The best of Machinery of all kinds, made to order, and warranted in every respect.

## NEW ENGLAND FARMER.

This is a weekly paper, devoted to agriculture and rural economy. It is conducted by Mr Fessenden, who is assisted by various agricultural writers, and by the observations of the best practical farmers in New England. It is printed in a quarto form, paged, making a volume of 416 pages annually, to which a title-page and index are furnished gratis. It is recommended to all Farmers, who wish for a weekly journal which contains a variety of articles on agriculture, the state of the markets, crops, &c. A copy will be sent gratis to any person who may wish to examine it.

 This Journal has received the unsolicited recommendation of all the principal Agricultural Societies in New England, Nova Scotia, and New Brunswick.

At a meeting of the Worcester County Agricultural Society, held at Worcester, voted unanimously, as the sense of the Board, that the New England Farmer, an Agricultural Paper published in Boston, and edited by Thomas G. Fessenden, Esq. has been conducted with spirit, intelligence and good judgment; that its columns are replete with useful instruction in the business of husbandry, and that its general circulation would tend most beneficially to the knowledge and practical improvement of the Agricultural interests of the country. It is, therefore, recommended to the notice and patronage of the public; and to the particular encouragement of the Members of this Society, and of Farmers generally; by their subscription for the Paper, and by communications for publication.

LEVI LINCOLN, *President,*

*Attest,* WM. D. WHEELER, *Rec. Sec'ry.*

### AGENTS.

Bangor, G. W. Brown,	Providence, Hugh Brown.
Castine, M. Chamberlain, Esq.	Hartford, Goodwin & Sons.
Portsmouth, J. W. Foster.	New York, G. Thorburn & } Son, 67 Liberty Street. }
Salem, J. M. Ives,	Philadelphia, D. & C. Landreth 85 Chesnut Street.
Newburyport, E. Stedman,	Halifax, (N.S.) P. J. Holland,
New Bedford, R. Williams,	St John, (N.B.) A. Wedderburn
Worcester, Wm. Lincoln, Esq.	
Brattleboro, J. Fessenden.	