

## Historic, archived document

Do not assume content reflects current scientific knowledge, policies, or practices.



67.93

# CATALOGUE

OF

KITCHEN, GARDEN, HERB, FIELD & GRASS

SEEDS,

WITH GENERAL DIRECTIONS FOR THE CULTIVATION OF  
VEGETABLES, &c.

SOLD BY JOHN DOUGLAS,  
FLORIST AND SEEDSMAN,  
CORNER OF 15TH AND G STREETS, OPPOSITE THE STATE DEPARTMENT,  
WASHINGTON, D. C.

WASHINGTON:  
ALEXANDER AND BARNARD, PRINTERS,  
SEVENTEENTH STREET.  
1843.

## ADVERTISEMENT.

IN presenting to the public a complete catalogue of vegetables, &c., I take this opportunity to invite attention to my establishment, with the assurance, that I shall use my best endeavors to deserve that liberal patronage which has so long been extended to me.

Being a practical gardener, and long experienced in the cultivation of seeds, plants, &c., I feel assured that I can supply such, as will give the fullest satisfaction,

In the selection of Grass Seeds I will give my particular attention; and keep constantly on hand all the best varieties.

Merchants and others who wish to procure seeds to sell again, can be supplied with boxes containing a complete assortment of seeds, neatly put up in small packets, ready for retailing; each distinctly labeled with printed names, and a short and plain direction for their culture, on which a liberal discount from the retail prices will be made. Also seeds in packages, by weight, ready for retail, or in larger quantities, by the pound or bushel, all of the best quality, and at prices which cannot fail to give satisfaction.

Also, constantly for sale, boxes for small family gardens, at prices from one to three dollars, which contain an assortment of the most useful vegetable seed. The variety and quantity of seeds constantly kept on hand is very large.

I can execute orders from the Western or Southern States with despatch.

In connection with my establishment, I have a garden and a large quantity of fruit and ornamental trees, from which I can always supply the best quality. Grape Vine, Strawberry and Raspberry plants; Currant and Gooseberry bushes, of the best sorts; Asparagus and Rhubarb roots; green house, and hot house plants; and one of the most superb collections of China, or Everblooming roses. (See catalogue of flower seeds.) And fine double Dahlias, Paeonies Bulbous flower roots, &c, and a complete collection of the most beautiful perennial flowers, herbaceous plants, for ornamenting the border of walks, Lawns, &c.

All orders thankfully received and punctually attended to.

N. B.—A remittance, or reference from unknown correspondents will be required.

JOHN DOUGLAS.

# CATALOGUE

OF

KITCHEN, GARDEN, HERB, FIELD & GRASS


SEEDS,

WITH GENERAL DIRECTIONS FOR THE CULTIVATION OF  
VEGETABLES, &c.

14

SOLD BY JOHN DOUGLAS, *chk.*  
FLORIST AND SEEDSMAN,

CORNER OF 15TH AND G STREETS, OPPOSITE THE STATE DEPARTMENT,  
WASHINGTON, D. C.



WASHINGTON:  
ALEXANDER AND BARNARD, PRINTERS,

SEVENTEENTH STREET.

PAR 1843.

80/6  
S

## REMARKS.

---

THE whole of the present Catalogue has been re-arranged; many new varieties of seeds which have been lately introduced to notice, I have added to the former collection; and it will be found to contain every variety that is valuable to the gardener, and many to the farmer; the utmost pre-caution have I taken to have all seeds sold by the subscriber, of the best quality, both as regards the correctness, and their freshness, and to guard against any failures or mistakes, as far as it is in my power. The selection of good seed is a subject of great importance to every cultivator, for on this his success, in a great measure, depends; and aware of this, every effort has been made to raise and sell such only, as will give perfect satisfaction. It is better to purchase seeds, where such can be had that may be relied on, than to use any where there is the least doubt of the genuineness of the sort. A few dollars should not be put in comparison with the risk that is run, by using those of doubtful character, for if any such are sown, and prove to be degenerated by mixture, or are of an inferior sort, it is too late when discovered to remedy the evil; their growing power can be known before the crop is sown, but their character as regards pureness, cannot be ascertained.

Seeds however fresh, sometimes fail to grow from causes which cannot be controlled. The sudden changes of the weather during our spring, the alteration of heat and cold, wet and dry, are so great, that with the utmost care, they will not always vegetate; many seeds are so small, that unless they are barely covered, and the earth pressed on them, they are in many instances entirely lost; tender kinds, which are native of warm climates, are almost sure to rot, if the ground continues wet and cold, and it is safest not to plant any excepting the most hardy kinds, until the ground has acquired a sufficient degree of heat, to insure a rapid vegetation.

Some persons imagine, that the freshness of seed may be ascertained before planting, by putting them in water, thinking the bad ones will swim, and the good ones sink; this is no test at all, for many kinds, for instance, all the sorts of cabbage, turnip, radishes, beans, peas, asparagus and artichoke seeds, &c., &c., will sink if thrown into water, after their germinating power is dead. And others suppose it is a good plan to sow a few in a box or pot, of fine soil, and place them in a warm situation, and keep the earth of an even moisture, and if the seeds are good, they will vegetate in a reasonable time; but all seeds whose growing powers are

weak from old age, will vegetate in this coaxing mode, and apparently be good, but when sown in the open ground, they mostly or entirely fail, which is troublesome in the planting season. It is better to purchase where confidence can be placed in the seeds.

Most kinds of seeds will vegetate better, if soaked from twelve to forty-eight hours previous to sowing, particularly if the weather be dry, and the season considerably advanced, or if the seeds are enclosed in a dry hard shell; the seed of all the varieties of the beet and carrot, will grow much sooner and more freely, if soaked in soft water one or two days before sowing, and a week may be gained in bringing forward a crop of peas, by soaking them in water kept moderately warm, until they sprout.

For garden seeds, always let the soil be freshly dug or ploughed and for those which are to be sown in beds, the soil should be broken with a rake, and made level; in a light sandy soil, the seed should be sown a little deeper than in a heavy and retentive one.

Rolling seed is a very important operation, and should be performed on all light seeds, such as carrot, onion, parsnip, celery, parsley, spinach, beets, &c., indeed almost all sorts when the ground is very light, and there is a large quantity to be sown, a seed-sower is now generally used, and the most approved ones have rollers attached; but in small gardens where the seeds is usually sown by hand, a board will answer the same purpose and should be used as follows: select one about twelve inches wide with straight edges, lay it across the bed, and with a small rod or cane, make the drill by the straight edge, of the proper depth for the kind of seed to be sown; cover the seed entirely by closing up the drill with a rake, and then move the board forward to the proper distance, or the next row, and so on till the whole is finished. A bed sown in this way has a much neater appearance than when the marks of the footstep are left upon the surface.

A full direction for sowing and transplanting annual, biennial and perennial flower seeds, will be found in catalogue No. 2, in which will be found not only all the old esteemed varieties, but also all the new ones, which have been lately introduced to notice.

The subscriber trusts that his efforts in procuring the best varieties of seeds, and other articles in his line of business, will meet with liberal encouragement, and no exertions on his part will be spared to sustain the reputation of his establishment, and make it worthy of the patronage of the public.

JOHN DOUGLAS.



## CATALOGUE.

---

- ARTICHOKE. (*Artichaut.*)  
Green Globe,
- ASPARAGUS. (*Asperge.*)  
Giant,  
Grevesend,  
Large Battersea,  
Large White Reading,
- BEANS. (*Fève.*)  
English Dwarf,  
Early Mazagan,  
Broad Windsor,  
Green Nonpareil,  
Horse,
- Kidney Dwarf or bush Beans (*Haricot.*)  
Early Mohawk,  
Early Dun colored, or quaker,  
Early Half Moon,  
Early China Dwarf,  
Early Yellow six weeks,  
Early Paris six weeks,  
Early yellow Rob Roy,  
Early Rachael six weeks,  
Early Yellow Cranberry,  
Early Black,  
Large White Kidney,  
White Cranberry,  
Marrow or Warrington,  
Refugee or thousand to one,  
Red Cranberry,  
Valentine,  
Tampica,  
French Red-speckled or Red Swiss,  
New Royal Dwarf,  
White Cut lass,
- Running or Pole Beans, (*Haricots à Rames.*)  
Large White Lima,

**BEANS,—Continued.**

- Sieva or Carolina,  
 Red Cranberry,  
 White Cranberry,  
 White Dutch case knife, or Princess, fine for snaps or string.  
 Beans,  
 Large Scarlet Runners,  
 Asparagus or yard long,  
 London Horticultural Cranberry, a very rich and productive-  
 variety,  
 Large White French Soisson New, an excellent sort very  
 productive,

**BEET,***(Betterave,)*

- Early Blood Turnip rooted,  
 Early Yellow Turnip rooted,  
 Early White Scarcity,  
 Early Red Scarcity,  
 Long Blood Red True,  
 Mangel Wurtzel,  
 White Silesian, or White Sugar True,  
 Sir John Sinclair's,  
 Swiss Chard, tops used,  
 Long White Canada, a new and very fine variety, very sweet  
 and keeps well through winter,

**BRUSSELS SPROUTS,***(Chou de Bruxelles a geto,)***BORECOLE,***(Chou Fris vert,)***BROCOLI,***(Chou Brocoli,)*

- Early White,  
 Early Purple,  
 Large Purple Cape,  
 White Cape, or Cauliflower Brocoli,  
 Large Brimstone, or Portsmouth,  
 Fine Dwarf Russian.

**CAULIFLOWER,***(Chou fleur,)*

- Large Early,  
 Large Late,  
 New German.

**CABBAGE,***(Chou,)*

- Early Heart-shaped,  
 Early May,  
 Early York,  
 Early Sugarloaf,  
 Early Flat Dutch,  
 Early Vanack, very fine,  
 Early Large York, or Harvest,  
 Early Emperor,  
 Early George,  
 Early Wellington,  
 Early Pentor,  
 Early Salisbury,  
 Early Screw,

**CABBAGE**,—*Continued.*

Early Savoy,  
 Early Imperial,  
 Early Battersea,  
 New Early Nonpariel,  
 New Early Waterloo,  
 Superfine Early Paris,  
 London Battersea,  
 Late Sugarloaf,  
 Red Dutch, for pickling,  
 Late Flat Battersea,  
 Large Late Bergen, or Great American,  
 Large Late Drumhead,  
 Large Cape Drumhead Savoy  
 Large German,  
 Large Pancalier Savoy,  
 Green Globe Savoy,  
 Yellow or Golden Savoy,  
 Green Curled Savoy,  
 Large French Ox Heart,  
 Monstrous French Savoy, new,  
 Russian Savoy, very curled,  
 Tree, or Thousand Headed,  
 Turnip Rooted above ground,  
 Turnip Rooted under ground.

**CELERY**,( *Celeriac* ),

White Solid.  
 Rose-colored Solid,  
 North's Giant Red,  
 New Silver Giant,  
 Barley's New Giant White,  
 Law's New Giant White,  
 Celeriac or Turnip Rooted,

**CARROT**,( *Carrotte* )

Early Scarlet Horn,  
 New Red Studley or Scarlet Surry,  
 Long Red or Purple,  
 Long Orange,  
 Altringham Long Scarlet, very fine,  
 Large Yellow Field,  
 Large Early White German, new, very fine.

**COLEWORT OR COLLARDS**,( *Le chou* ),**CORN SALAD OR FETTICUS**,( *Fetticus* ),

Broad Leaf.  
 Italian or Reger.

**CHEVIL FOR SALAD**,( *Cherfuril* ),

Common,  
 Curled.

**CARDOON**,( *Cardon* ),

Spanish,  
 Large Solid Stalked,

- CHIVES OR SIVES, ( *Ciboulette.* )  
 CRESS, ( *Cresson.* )  
 Curled or Peppergrass,  
 Broad Leaved Garden,  
 True Water,  
 Winter or Water Cress,
- CUCUMBER, ( *Concombre.* )  
 Early Frame,  
 Early Green Cluster,  
 Early Short Green Prickly,  
 Long Green Prickly, very fine,  
 Long Green Turkey,  
 Long Green Southgate, longest of all,  
 Long White Turkey,  
 Long Ridge or Hand Glass,  
 Walker's Long New,  
 Prize Fighter, has grown twenty inches,  
 Smooth Green,  
 Small Gherkin for Pickles.
- EGG PLANT, ( *Melangen on aubergine.* )  
 Purple Oval,  
 Purple Round,  
 White, (ornamental.)
- ENDIVE OR SUCCORY, ( *Chicoree.* )  
 Green Curled,  
 White Curled,  
 Broad Leaved Batavia or Scarolle, best for winter,  
 Wild Endive or Common Succory *Chicorium intybest*,
- GARLIC SETS, ( *Ail.* )  
 GARDE NBURNET, ( *Pimpernelle.* )  
 INDIAN CORN, ( *Mais.* )  
 Early Canada, very early,  
 Early Golden Sioux,  
 Early Tuscarora, white purple cob, fine for boiling,  
 Early White Parker, very large,  
 Early Duton, twelve to sixteen rowed, ripen in sixty-five to  
 seventy days,  
 Early White Jefferson, for boiling very early,  
 Early Yellow Parker, eight rowed,  
 Early Teewaattahana, or Six Weeks, very early,  
 Nonpareil or Pearl,  
 Large Flower White,  
 Chinese Prolific, or Tree Corn very productive,  
 Piedmont, or Yellow Six Weeks,  
 Sweet or Sugar, best for boiling,  
 Cobbet's Early Normandy.
- KALE, ( *Chou d' Ecope* )  
 Green Curled, or Scotch,  
 Purple Curled,  
 Sea,

- 
- LEEK, (Porreau.)  
 London,  
 Large Scotch, or Flag,
- LETTUCE. (La laitue.)  
 Early Curled Selesia,  
 Early White Cabbage,  
 Royal Cape,  
 Large Green Head,  
 Royal Cabbage,  
 Large Drumhead,  
 Tennis-Ball, or Rose, very fine for early crop,  
 Large Imperial,  
 Magnum Bonum Coss  
 Green Coss,  
 White Coss,  
 Maderia or Passion, fine,  
 Brown Dutch, very hardy,  
 Brown Malta, very large and fine,  
 Large Lazy Slow Head, fine for enduring the hot weather,
- MARTYNIA. (Martynia Probosodia.)  
 (Milon).
- MELON,  
 Musk or Cantelopes,  
 Green Citron Green Fleshed,  
 Nutmeg, Do.  
 Pine Apple, Do.  
 Persian, Do.  
 Minorca, Do.  
 Star, late and fine, Do.  
 Pomegranate, or Musk Scented,  
 Skillman's Netted, Black Rock Superior,
- WATER MELONS.  
 Carolina,  
 Long Island,  
 Apple-seed,  
 New Imperial, very fine,  
 Citron, water for preserves,
- MUSTARD. (Moutard)  
 Brown,  
 White or English,
- NASTURTIUM. (Capucine)  
 Large Yellow, or common,  
 Large crimson, very showy,  
 New Yellow,  
 New Spotted, beautiful,
- OKRA. (Gambo)  
 Common Green,  
 Long White.
- ONION. (Oignon)  
 Early Silver Skin,  
 White Portugal,  
 Large Red,

ONION,—*Continued.*

Straw Colored,  
 Stratsburg,  
 Deptford,  
 James' Long Keeping,  
 Genuine Madeira,  
 Tree or Top Onion,  
 Potatoe Onion.

## PARSLEY.

*(Persil Frise)*

Dwarf Curled, very Double,  
 Curled or Double  
 Hamburg or Large Rooted  
 Siberian,  
 Plain or Single,  
 Naples, large.

## PEAS.

*(Pois)*

Early Dwarf 2 feet, earliest and very productive,  
 Early Washington, or May, 2 1-2 feet  
 Early Frame, 3 feet,  
 Early Charleton, 3 feet,  
 Early Nimble Dick, 2 1-2 feet,  
 Early Double-blossom Frame, 3 feet,  
 Early Warwick, 2 1-2 feet,  
 Bishop's Early Dwarf Prolific, 1 foot, a fine variety,  
 Dwarf Blue Prussian, 2 1-2 feet,  
 Dwarf Prolific, or Strawberry, 1 1-2 feet,  
 Early Cedo Nulli, very early and extra fine, 1 foot,  
 Dwarf Spanish or Fan, 1 foot,  
 Dwarf Cimetar, 3 feet,  
 Dwarf Blue Imperial, 2 1-2 feet, fine,  
 Large Dwarf Marrowfat, 3 feet,  
 Dwarf Sugar Eatable Pods, 3 feet,  
 Groom's New Dwarf Green Marrowfat, 1 1-2 feet, very fine,  
 New Dwarf Green nonesuch, 5 feet,  
 Dwarf Green Marrowfat, 2 1-2 feet,  
 Dwarf Green Waterloo blue, or Wellington, 4 feet,  
 Woodford New, 4 feet,  
 Knight's Tall Marrowfat, 6 feet,  
 Matchless or true Tall Marrowfat, 6 feet,  
 Knight's Dwarf Marrowfat, 3 1-2 feet, excellent,  
 Tall Crooked Pod Sugar Eatable Pods, 6 feet,  
 Dwarf White Marrowfat, 3 1-2 feet,  
 White Prussian, 5 1-2 feet,  
 Giant Marrowfat, 6 feet  
 Royal Dwarf Marrowfat, 2 1-2 feet.

## PARSNIP.

*(Parsnis)*

Large Long Dutch, or Swelling,  
 Long Guernsey fine,  
 Hollow Crowned Lisbonias or Sugar,  
 Turnip Rooted.

- PEPPER.** (*Piment*)  
 Bell, or Ox-heart,  
 Tomato-shaped or Cheese, Red thick skin, fine for pickling,  
 Long or Cayenne,  
 Cherry,  
 Large Sweet Spanish, fine.
- PUMPKIN.** (*Cetrouelle ou Potiron*)  
 Fine Yellow, for family use,  
 Large Cheese,  
 Connecticut Field,  
 Cushow or Potatoe,  
 White Bell, for fall and winter,  
 Seven Years, or Long-keeping hard shell,  
 Mammoth, has weighed 200 pounds.
- PURSLAIN.** (*Pourpeer des Jardins*)  
 Golden,  
 Green Garden.
- RHUBARB.** (*Rhubarbe*)  
 Tart or undulated,  
 Thick Leaved or Compact,  
 Myatt's Scarlet Victoria,  
 Wilmot's New Early Red,  
 Gigantic.
- ROQUETTE.** (*Brassica Eruca*)
- RADISH.** (*Rave*)  
 Early Frame,  
 Early Scarlet, short top, fine,  
 Early Long Salmon,  
 Early Purple, short top,  
 Early Cherry or Scarlet Turnip, fine for hot weather,  
 Early White Turnip, rooted, fine for early crop,  
 Long White Purple Top; very fine,  
 Yellow Turnip, excellent for summer and fall,  
 Long Naples, white, transparent,  
 Black Spanish, best fall and winter, very hardy,  
 White Spanish, for autumn, very hardy and excellent.
- SCORZONERA.** (*Scorronere*)
- SPINACH.** (*Epinard*)  
 Round Leaved, or summer,  
 Prickley, or winter,  
 Holland, or Lamb's quarter,  
 New Zealand.
- SALSIFY,** or vegetable oysters. (*Salsfis*)
- SKIRRET.** (*Chervis*)
- SORREL GARDEN.** (*Oscille des Jardins*)
- SQUASH.** (*Giraumon*)  
 Early Bush, Summer or Scollop,  
 Early Lemon,  
 Early Apple, very productive and rich,  
 Early Orange,  
 Early Summer Crook-neck,

SQUASH,--*Continued.*

Canada Crook-neck, best for winter,  
 Large White, Crook-neck,  
 Early Green, striped bush,  
 Acorn or California, for fall and winter, keeping till February,  
 and excellent for pies,  
 Cocoa or Lima, for fall and winter, keep till February, and  
 excellent for pies,  
 Teneriffe, very large, and superior for pies, keeps till March,  
 Vegetable Marrow, extra small, delicious,  
 Autumnal Marrow, new and very fine.

## TOMATO.

(Tomate)

Large Red,  
 Large Yellow,  
 Small Red,  
 Pear shape,  
 Cherry or Cluster.

## TURNIP.

(Navet)

Early White Flat, Dutch,  
 Early Round White,  
 Early Yellow,  
 Early White Garden Stone, fine.  
 Yellow Stone, or six weeks,  
 Yellow Swedish, or Ruta Baga,  
 White Swedish Ruta Baga,  
 Red Round, or Red top,  
 Green Round, or Green Top,  
 Large White Norfolk,  
 Yellow Aberdeen,  
 Dales New Aybride,  
 Yellow Maltese,  
 Long Tankard,  
 Long White French,  
 Long Yellow French.



# GENERAL DIRECTIONS, FOR THE CULTIVATION OF VEGETABLES.

---

## ARTICHOKE.

THIS vegetable is scarcely known in this country, but in Europe it is highly esteemed and very generally cultivated. Directions therefore for its cultivation, may seem of little importance, but as I have no doubt it will find its way into our gardens ere long, I annex some remarks upon its growth.

It is a perennial plant, throwing up large and vigorous leaves and strong flower stems; the seed should be sown early in the spring, in a good bed of rich soil in drills, about ten inches apart, and kept clean of weeds; in the month of June the plants may be removed to the beds where they are to remain; this bed should be trenched two feet deep, and well enriched with good decomposed stable manure; set the plants in rows five feet apart, and two and a half feet apart in the row. On the approach of winter, give the beds a good covering of straw manure, to protect the crowns of the roots from injury by the frost. The Green Globe is the best variety known; the flowers are the only part eaten; they should be cut when the scales begin to open, and before the flower appears; after soaking in cold water and being well washed, they are boiled till tender, (requiring about two hours) and served up like asparagus.

## ASPARAGUS.

No vegetable is more generally esteemed than asparagus, and perhaps none more generally cultivated, yet its growth is not so well understood as it should be; its cultivation is by no means difficult, if pains are taken when planting. Asparagus of the best quality may be obtained. In the spring or autumn, select a spot of ground sufficiently large to plant the number of roots intended; if the plantation is to be large and intended for supplying the mar-

ket, the ground should be ploughed to a good depth; if for a common kitchen garden, it should be trenched to the depth of twenty inches; make the surface of the bed level; after this operation is performed, then proceed to mark out the places to dig the trenches for the roots; they should be two and-a-half feet apart; stretch a line the length of the bed, and with a pointed stick make a drill, draw the next two and-a-half feet from this, and so on to the whole width; then proceed to throw out the soil eight inches each side of the drill, and twelve inches deep, laying it up in ridges between each trench. After this is done, throw in about five inches of manure, level the same and add about three inches of the good top soil on the surface, scraped from the sides of the trenches; level this and all is ready for planting.

In setting out, place the roots eight inches apart, and lay out the fibres in regular order and not jumble them together as is too often the case, to the great injury of the plants.

The practice of some gardeners, is to set out plants in deep trenches and cover them at once eight or twelve inches deep. Nothing can be more injurious than this, for a great part of the roots especially those that are small, seldom make shoots strong enough to force their way through this depth of soil, and they consequently perish; if they come up they are weak and small and never afterwards attain any size.

There has been a great deal said about the Giant Asparagus, but I believe that this depends more upon the method of planting and mode of culture than any thing else. If the beds are judiciously managed, and not ruined by cutting too soon, or allowed to suffer for want of manure, asparagus as large or gigantic as will be wanted, may be produced. The quickest way to have a bed is to procure two-year-old roots which I have for sale, at one dollar per hundred; the seed can be sown in autumn or early in the spring, in drills one inch deep, and the rows twelve inches apart; the ground must be rich, and kept clean from weeds by frequent hoeing; the next spring the plants may be removed to the beds, where they are to remain; give a good dressing of manure in the fall, and loosen the beds with a fork in the spring.

#### BEANS.

ENGLISH Dwarf beans, should be planted very early in the spring as soon as the ground is workable, if delayed till late the crop is generally overtaken by the scorching heat and is soon destroyed;

a good, rich, stiff loam or clay soil, is the best adapted to their growth, and when about two inches high hoe them, and draw the earth around their stems two or three times during their growth; when the pods begin to grow, break off the top of the stem; this will cause them to swell and fill up, and prevent their running all to flowers; gather them when about half their size, boil them in plenty of water with a little salt, and serve up as other beans.

Kidney Dwarf Bush or Snaps so called, are common dwarf beans, should be planted as soon as all danger of frost is over; succession crops may be planted until the tenth of August; six weeks is about the usual period of sowing, that a picking of the young pods or string beans, may be depended upon; make the rows two feet apart and sow tolerably thick, give two or three hoeings, drawing the earth around the stems a very little each time.

The early Mohawk, early dun or Quaker, early China dwarf, early Paris, early Yellow six weeks, early Rachel, are among the earliest. The Royal Dwarf Kidney and Refugee, are among the esteemed varieties, very productive and rich, and should be planted thin in rows, as they spread much.

#### BEANS, POLE.

POLE Beans are generally planted in hills about two and-a-half feet apart, putting five or six beans in a hill and leaving a space in the centre for the pole; they should not be planted until all danger of frost is over, and the large Lima and Sieva, not until about the first of May, as they will not grow until the weather and ground is warm. The best quality is the large Lima, but it is late; the Sieva or Carolina, is much like it and earlier; the large French Soisson, a new French bean is an excellent variety and very productive. The London Horticulture Cranberry, is a great bearer and very fine.

Lima Beans may be forwarded in pots, in hot beds or close frames, and transplanted with perfect success; this variety and the Sieva may be preserved for winter use, by picking the green pods when they are well filled, and placing them in kegs or jars, with a layer of salt alternately, and filling up with water enough to cover them, when wanted for use shell and soak them in fresh water ten or twelve hours, boil them about twice the usual length of time, and it is difficult to distinguish them from beans fresh gathered.

---

---

**BEET.**

**BEET** seed may be sown from the first of March, to the middle of June, in drills one foot apart. When the young plants are four or five inches high, thin out to the distance of six or seven inches, select a good soil and let it be dug deep, make rich and light. The early turnip-rooted beet is the earliest; to have it in perfection in the autumn, is to make a sowing about the middle of June, when young the leaves or tops make excellent greens,

The French sugar beet and mangel wortzell, are most valuable roots for feeding cattle, particularly the former, and they are much cultivated. Cows fed on them are said to give a large quantity of milk and of the best flavor; forty tons may be raised on an acre of ground, well manured and ploughed deep and fine.

Sow in April and May, in drills two feet apart, and keep the ground loose and clear from weeds. Sow four pounds of seed per acre. All sorts beet seed will vegetate and come up better and sooner if soaked twenty-four to thirty-six hours in soft water,

**BRUSSELS SPROUTS.**

A fine variety of the Cabbage tribe, not half so much cultivated as it should be. The seeds should be sown in the spring for fall and winter use, and the plants cultivated like the broccoli; it produces a stem two or three feet high, from the sides of which spring little heads or sprouts, resembling a cabbage in miniature. There is no finer spring vegetable; protected in winter and set out early in the spring, they yield an abundance of these delicious and delicate heads.

**BROCCOLI.**

**THIS** vegetable ranks next to the Cauliflower, and is much like it. It delights in a soil made very rich and light with a plenty of manure, and should be kept growing vigorously to insure success. The seed may be sown for early use in September, and protected through the winter in frames, or sown in February in hot beds.— But for general crop, make a sowing early in May or the latter part of April, in the open ground, and thin out the plants well to prevent their being drawn up weakly. It is an error to let them grow so thick in the seed bed, as is frequently done. When four inches high transplant them into rows three feet apart and two and-a-half feet in the row. Keep the ground loose and clean by frequent hoeing, the final one just before the leaves cover the ground,

at which time the earth should be drawn up around the stem to give them support. The plants from the same sowing will yield a succession of flowers, from August until the middle of November, at which time all those that have not produced their flowers, may be taken up and preserved in the winter by placing them in a cool cellar, when they will continue to flower; or they may be removed to a dry piece of ground, placing them in a trench with their tops sloping to the north, covering over with leaves or straw, and they will stand the winter through safely. The best variety for a general use is the large purple cape, for early use select the early white and early purple; a good deal depends on the mode of cooking. They should boil briskly in plenty of water and a little salt, and served up with melted butter.

#### CABBAGE.

To offer any remarks on the planting and growing of cabbages, may seem quite superfluous. I will venture to give some advice trusting that there may be some friends who are new beginners, and require information.

Cabbage seed for early use, may be sown in September, and planted the latter part of October or early in November, in a warm sheltered situation, about one foot apart in the rows, as the winter is sure to destroy some; or sow in hot beds in February; give plenty of air, and thin out the plants that they may grow strong. When the plants are four or five inches high they should be transplanted as soon as the weather will admit, in rows two and-a-half feet apart and two feet in the rows. Make the ground rich and light, and set the plant firmly; as they grow give frequent hoeing and keep clean of weeds; those who have no hot bed should sow in the open ground in April, which will be soon enough for a general crop. The late varieties need not be sown until the middle of May, broadcast in beds properly prepared, and thin out as soon as they are one inch high; if too thick as above transplant the latter part of June or early in July, in rows from three to four feet apart. See labels. Those who wish to preserve their cabbages through the winter should take them up in dry weather and plant them down to the leaves, and close together in a dry sheltered spot, the whole must be covered securely with pine brush cut green, or straw and boards.

The red cabbage makes an excellent pickle; cut it fine and sprinkle it with salt; let it lay forty-eight hours, drain off the water

---

and put it in a jar ; put the vinegar with the ginger or other spices on the fire, as soon as it boils pour it over the cabbage ; when cool cover up tight and place it in a cool place.

Sour Krout is made by chopping the heads of cabbage very fine and placing it in layers in a barrel, alternately with a little salt, with a few caraway seeds mixed, till the barrel is full, a heavy weight is then placed on the mass and fermentation soon commences ; when this has subsided, the weight may be removed and the barrel covered close.

### CELERY.

THIS excellent vegetable is universally esteemed and cultivated, the seed should be sown in March or April, in a bed of fine rich soil made smooth and even. Sow tolerably thick and beat the surface of the bed firmly with the back of the spade, or a board, then cover with fine light earth and slack ashes mixed together, sifted on about a quarter of an inch deep ; if dry weather ensues give a good watering, and the seed will come up well, and as soon as the young plants are one or two inches high, they should be pricked out into beds, about three or four inches apart, for the purpose of making the plants strong and vigorous, for setting out in trenches or beds, which should be done for early crop about the middle of June. If set out in trenches let the trenches be dug a foot or more deep, and put in six inches of well-rotted manure, and then fill the trench nearly to the top with the soil that was thrown out and with a fork mix it well with the manure ; set the plant about six inches apart in the row. And if the plants are set into beds five feet or more wide, they should be in rows length-wise the bed twelve inches apart, and seven or eight inches distance from each other in the rows across the bed, and the way to do this neatly is to select a board eleven inches wide, with straight edges, and four or five inches shorter than the bed is wide, and then divide it by cutting notches seven or eight inches apart, counting the corner or end of the board as one, and seven or eight inches from the end cut a notch and the same distance cut another and so on ; then stretch a line the full length of the bed, and about two inches from the edge ; then lay the board across the bed and commence setting the plants firmly one at the end of the board, one at each notch, and finish by setting one at the far end. After this move the board forward and let it touch at both ends of the row just planted, stand on the board and proceed to plant the bed out as you began,

---

always observing to keep the end of the board even and square with the line, which will enable you to set the rows very straight, and all the plants at an equal distance from each other, which is very important in blanching. If the longest tap roots and tops are clipped off just before planting, it will be better for planting and not so apt to wilt, give a watering to settle the earth about the roots; and when grown eight or nine inches high, commence to earth up a little at each time with three boards about four or five inches wide, and a little longer than the row; the time and the quantity of earth to give, you should be regulated by the growth of the celery, carefully observing not to cover the hearts of the plants. Celery, to stand the winter should, on the approach of cold weather, be covered with a good coat of oak leaves, and scatter a little earth over the leaves to prevent the wind from blowing them off.

The varieties of celery are numerous, the white solid is generally cultivated, and the red occasionally. The latter is thought by some to be superior to the white. Celery delights in a moist situation.

#### CAULIFLOWER.

THE management is similar to that of the Brocoli, it is the most delicious of the cabbage tribe; little attention has been paid to its cultivation here; it is seldom seen in our markets; but in the Northern and Eastern States, it is extensively cultivated, and sold in their markets, at moderate prices. For an early spring crop, I will add the following directions:

Sow the seed about the middle of September, on a light spot of ground, and transplant into a frame early in November, observing to clip off the end of the tap root, in the operation, and place them four or five inches apart; put on the sashes and shades then for a few days; on the approach of severe cold weather, bank up on the outside of the frame with horse manure, and cover the sashes with good board shutters, or straw mats, giving air and light every mild or fair day, and covering again at night, to keep out frost. Early in March if the weather is not very cold, the sashes should be wholly taken off, and by the last of March, or the first of April, the plants may be set out in the open ground; the plants may also be preserved where there is a conservatory, or greenhouse, or pits, by transplanting them into pots and keeping them protected till spring, when they may be set out as above. The soil must be rich, deep, and moderately moist; if the season proves dry, they

should be abundantly watered. If fine heads or flowers are expected, the late Cauliflower may be sown about the first of May, and transplant into very rich soil, in rows two or two and-a-half feet apart, and two feet in the row.

As a great deal of the excellence of this vegetable depends upon the manner in which it is cooked, a few directions may not be out of place: cut the heads while prime, and before the flower begins to spread, thin off the leaves and stalks, let it lay a short time in salt and water, then put in boiling water, with a handful of salt, and skim the water well, take it out as soon as a fork will enter the stem easily; it is then eaten with melted butter, or the gravy from meats.

### CARROTS.

CARROTS, to have them very fine is to select a rich mellow spot, and dig the soil deep and make it light. No fresh manure should be used at the time of planting. For very early use, sow the early horn, early in March in a warm border or sheltered situation, in drills or broadcast, and while very young thin out to three or four inches apart; and for successive crops sow till the first of June: for a principal crop the long orange is best, which may be sown as late as the tenth of June: the altringham is also considered an excellent variety for field culture.

Carrots are considered a very profitable and valuable article for horses and cattle. From eight to one thousand bushels may be raised on an acre, from two to three pounds of seed are required for an acre of ground. If the weather is dry it is best to soak the seed twenty-four hours in soft water before sowing, and mix it with dry plaster or ashes.

### CUCUMBER.

CUCUMBER may be sown as soon as the weather becomes settled and warm. The hills should be about four feet apart, and a large shovel full of old rotten manure should be well mixed with the earth in each hill. Sow the seed liberally, as the yellow bug will have his share. It is best to have a surplus of plants. The most effectual way to get rid of the bugs, is to look them over carefully very early every morning while the plants are small, and at the same time sprinkle the plants with plaster while the dew is on; the dampness will cause the plaster to adhere; it is one of the best preventatives I know of against the inroads of these pests or yellow



bugs, except whale-oil soap. Cucumbers for pickling may be planted from the last of June, to the twentieth of July, the long green prickly is the best for this purpose, but for early crop for table use, the early frame and green cluster are the best, and the long prickly and long Green turkey and Southgate for later use. The gherkin cucumber is sometimes used for pickling; it should not be sown until the ground gets warm; a dry situation suits it best, the fruit should be picked while quite young and tender.

#### CARDOON.

THE stems of the leaves after being blanched like celery, are the parts made use of for salads, soup, &c. They are in perfection in autumn and winter, the seed may be sown in April in a bed of rich earth, and transplanted in June, in rows and at four feet distance from each other. They should be earthed up in the same manner as celery, taking care to keep the leaves close together, by tying around each a piece of bass matting. On approach of winter they can be taken up and buried like celery for winter use, or they may be left out well protected with leaves or straw.

#### COLEWORTS.

A species of cabbage, and cultivated in the same manner; they are used as greens, like cabbage sprouts which they so much resemble. They are seldom cultivated.

#### CHERVIL

SHOULD be sown in rows ten inches apart, and cultivated in the same manner as parsley; it is a fine salad and possesses an aromatic flavor. It is used also in soups.

#### CORN SALAD OR FETTICUS

Is cultivated as a salad, for winter and spring use. Sow the seed in clean, rich ground, in August and September, and cover in winter with leaves, straw, or pine brush.

#### CRESS OR PEPPERGRASS.

A well known salad herb and frequently used with lettuce; it should be sown very thick in shallow drills, and when much of it is wanted, should be sown every two weeks, as it grows very fast and soon becomes tough, and it is only when young and tender that it is much esteemed.

---

---

**ENDIVE.**

**ENDIVE** is very generally used as a salad, and is much esteemed as a vegetable. It is easily cultivated; three or four sowings may be made for a succession; for the first crop sow about the middle of May or the first of June, but for a general crop sow the first of July, and for a late crop, plant the first of August; keep clear of weeds. When three or four inches high, transplant them into a rich moist soil, in rows fifteen inches apart, and the plants one foot in the rows; hoe often and keep the ground loose and very clear of all weeds, which is very important. In order to blanch them, the leaves may be tied together at the top when nearly full grown, or take large cabbage leaves and lay upon the plant; and a shovel-full of fine earth laid or spread upon the leaves, will blanch it beautifully.

The green curled is the best sort, very crisp and tender; when properly managed is an excellent and wholesome vegetable. The latest sowing may be made in August, and the plants removed to beds properly prepared, and frames placed over them in winter; these will keep and supply an early crop in the spring. A light rich loam soil and moist situation is best.

**EGG PLANT.**

**THIS** is a delicious vegetable, and considerable quantities of it are cultivated and sold in our markets, it deserves universal cultivation, the love of it has increased so rapidly, that I have no doubt in a few years the cultivation will equal that of the tomato. The purple is the kind cultivated for the table use.

For early use sow the seed in hot beds, in February or early in March, and when the plants get three inches high, to make them large and vigorous they should be thinned out, and transplanted into tight, cool frames filled with rich light earth; set the plants six or seven inches apart from each other; or they can be transplanted into small flower pots, and the pots plunged into the earth in the frames; give a plenty of air every mild day, by raising the sash a little off the frames, but take care to protect well every night, until the greatest danger of frost is past, and when the weather has become settled and warm they should be taken from the frame carefully, with a good portion of earth attached to the roots of each plant. Those in pots, turn the pot up side down and give a jar on something solid and the ball of earth will come out whole; set the

plants in rows two or two and-a-half feet apart, and two feet distance in the row ; a rich, mellow and moist soil is the best. The fruit is fit for use as soon as it becomes of a full purple color, and is cooked in various ways, baked, fried, &c. The most common method is to cut in slices, season with pepper and salt, and fry it with salt pork or ham, or dipped in melted butter and fried like oysters. The white is cultivated only for ornament and makes a beautiful appearance when the plants are filled with fruit, which generally grows to the size of a large egg.

#### GARLIC

Is multiplied by dividing the roots, and may be planted in the same manner as onions ; it can be taken in the fall, and preserved in the same way through winter.

#### INDIAN CORN.

No vegetable is more universally grown in this country, and more generally esteemed for the table than Indian corn in its green state, when fit for boiling. A garden would not be complete unless a few hills were annually grown. The varieties are numerous : for the table use, to be eaten in a green state, no variety will at all compare in richness with the sweet or sugar corn ; it is not so early as some other varieties, but for a main crop it is by far the best, and by planting at different times, a supply may be had until cut off by frost. For the earliest crop, plant the early white and yellow Canada as soon as all danger of frost is past. As these varieties soon become from their quick and early growth too hard for boiling, it is advisable to plant at the same time, the early white Tuscarora, which is a fine variety, producing large ears and possesses the qualities of remaining in the milky state a long time. This will be fit for use by the time the early sorts are gone, and will last till the sweet comes in, which is a tender sort, and should not be planted until the ground becomes warm. Corn requires a good substantial soil, well manured ; hoe three or four times and draw the earth up a little each time.

#### KALE, (SEA) KALE

Is but little cultivated, though a most excellent vegetable. It is a perennial plant, and the young shoots which rise in the spring are the parts eaten. These are generally blanched, by covering them with a large garden pot or box, or making a hill of earth over the crowns of the roots. When cooked it is served up like asparagus.

---

The cultivation is plain : take a good piece of ground and let it be dug deep, say eighteen inches ; sow in April ; the plants may be raised from seeds, or from offsets from the roots, which should be set in rows two feet apart, and one foot distance in the row ; if the seeds are sown, it will be best to drop five or six in each place to guard against accidents, which sometimes occur with this vegetable. The seeds vegetate very slow, and if dry weather occurs, water the beds frequently, and early in December cover the beds with a good thick coat of straw manure, to protect the crown of the root from injury by frost.

#### LEEKs.

Sow in March or April, on a well-prepared piece of ground and transplant early in June, into rows one foot apart, and six inches from each other in the rows, and hoe up the earth about the stems as they continue to grow, so as to blanch them and make them tender. Cutting off the tops of the leaves at three or four different times in the course of the season is beneficial, as it makes them throw out new heart leaves. The London and Scotch, are the two best varieties ; the soil should be rich, but not fresh manure.

#### LETTUCE.

To have it in perfection at all seasons, three or four sowings should be made during the year ; for earliest crop the seed should be sown in September, and the plants as soon as large enough, to transplant them in to frames filled with very rich soil, mixed with well decomposed, rotten manure ; the frame should be tight and strong. Set the plant in rows eight inches apart each way, and on the approach of cold weather, the sides of the frames should be banked up with earth or straw manure, or leaves, which is better. The sash should be put on and covered with good tight, board shutters, which should be removed every mild day and a little air given to the plants. Or they can be planted in open ground in October, in a warm sheltered situation or border, and cover with brush and leaves, which is a good protection ; the brush and leaves should not be removed until spring. Or the seed may be sown in hot beds early in March ; and April in the open ground. For summer cultivation a moist situation should be selected, the soil should be very rich and mellow, and when the plants have five or six leaves, transplant into rows ten or twelve inches distant each way, hoe frequently and keep out weeds ; if dry weather occurs water plentifully. The

kinds adopted for various seasons are as follows: for fall planting in the open ground, the brown, Dutch brown, Malta, hardy green and royal cabbage; for forcing in frames, the tennis-ball Maderia, a passion royal cabbage, and early curled silesian; and for sowing in the open ground, the royal cabbage, large head imperial, large green head and large lazy, and some other sorts are very fine. The coss lettuce do not succeed so well, owing to the heat of our climate in spring and summer, unless they are sown in autumn or very early in the spring, and the leaves grow upright. It is usual to tie them together at the top to blanch them and make them tender.

### MELON.

MELONS, when properly grown, are a very delicious fruit, but too often the poorer kinds are planted, and not much attention paid to their growth; they require a light rich and dry soil; the seed should be sown as early as possible after the frost has disappeared, and in hills made four to six feet apart, and well enriched with good decomposed manure. Plant a dozen seeds in a hill, to allow for the depredation of bugs, &c.; but eventually, only three or four of the strongest plants should allowed to remain in each hill. As the fruit is produced on the lateral or side branches, it is best to pinch off the end of the main shoot when it has grown about three or four joints, which will cause the vines to produce fruit sooner. The green fleshed varieties are superior in flavor to the yellow kinds. Melons should be planted a good distance from squashes and pumpkins, and no inferior sorts should be planted among or near the choice kinds, as they are liable to mix and become degenerated.

Water-melons should be planted in hills, prepared in the same manner as for the musk varieties, only the hills a greater distance from each other. They do best in a dry and sandy soil made rich; the early apple-seeded variety is small but of good flavor, and ripens early; the new imperial is very fine and new. The citron water-melon is only used for preserves, the flesh is very solid and of little flavor, but when properly preserved in syrup, it has the appearance and taste of citron. The manner in which it is preserved, is to cut the melon in slices, pare off the rind and boil it in alum-water, till a fork will enter it easily; the syrup should then be clarified and poured over the fruit when cold; after standing a few days, the syrup should be again boiled to evaporate the water, and again poured over the fruit; this should be repeated a few times

---

till all the water contained in the fruit is evaporated; a little of the oil of lemon added, gives it the citron flavor.

### ONION.

THE onion, is one of the best products of the garden; the soil best adapted to their growth should be light, moist, and well enriched with very old stable manure; compost, or scrapings of yards, &c., produces the best onions. Dig the beds carefully with the spade, and make the surface fine and even with a rake; the seed may be sown as soon as the ground can be got in good condition; make the drills from ten to twelve inches apart, and cover the seed about an inch deep; finish by rolling or pressing the earth well upon the seed, and if intended to have them large, while young, thin out to two or three inches apart; if intended for sets they need not be thinned; hoe often and keep them clean from weeds. The white onion is the best for early use or for pickling. The yellow or the silver skin for main crop, and the large red for long keeping; all the varieties will stand our winters and for early use, the sets or bulbs may be planted early in October, in beds and in rows ten inches apart, and eight inches in the row, and immediately after planting the beds should be covered one inch deep with well-rotted manure which will prevent the frost from drawing them out of the earth. The potatoe onion is preferred by some persons; it grows a good size and the flavor is mild, they should be planted in rows one foot apart, the onion should be but barely covered; as they grow draw the earth up around them with a hoe; they will be ripe enough to dig in August and should be taken up then. The tree or top onion produces the small onion or bulb for planting, on the top of the stalk; these are set out in the fall or very early in the spring, and increase to a large size, at the same time producing small ones on the stalk, for the next planting season.

### OKRA

SHOULD be sown in April, on good rich ground and in rows two feet apart and while young thin out the plants to the distance of eight or ten inches from each other hoe them frequently, and draw the earth up around their stems as they advance in growth to five or six inches. The green pods are used in soups, &c., and the ripe seeds are sometimes burnt and used as a substitute for coffee.

## PARSNIP.

As this vegetable requires all the season to grow to a large size, it is best to sow the seeds as soon as the ground can be got ready. This root does best in a strong deep soil therefore the ground should be dug or trenched fifteen or eighteen inches deep if it is wished to have very fine and large roots, and if the ground has been well manured the year previous it is preferable to that which requires enriching at the time of sowing. If any is used at the time of sowing it should be well decomposed, make the surface fine and even by raking, and sow in drills from twelve to fifteen inches apart, cover the seed about half an inch deep, and when the plants are three or four inches high thin them, and in thinning leave them in pairs five or six inches apart, and afterwards, when about six or seven inches high pull out the weakest of each pair. Parsnips will endure the hardest frost and may be left in the ground all the winter safely; they should however be dug very early in the following spring, before they begin to grow again; one thousand parts of parsnip contain ninety parts of sugar, and nine parts of starch; they are therefore wholesome and nourishing.

## PARSLEY.

PARSLEY does not vegetate so quick as most other seeds, and it is always best to soak it twenty-four hours in soft water before sowing. Select a moderately moist and rich piece of ground, and sow in drills or broadcast; strew the seed tolerably thick, and cover them half an inch deep, press the earth firmly upon the seed, by rolling or beating the earth gently and evenly with the spade, or press it with a board; if dry weather succeeds water plentifully, and the seed will come up freely: it may be sown from March to August, and will do well under the shade of trees where but few other vegetables will prosper.

## PEAS.

PEAS will grow on almost any soil if not too poor or wet, if too rich and moist they are apt to produce more straw than pods. The best soil is a light one tolerably dry, and manure lightly with well decomposed manure; the first crop should be sown as soon as the ground can be worked in the spring when the severest of the cold weather is past, in a warm and sheltered situation, if the object is to get them along early, sow in double rows, that is two drills made eight or ten inches from each other. All the kinds may be planted

this way and much ground will be saved, and also sticks, one row of sticks answering for two rows of peas. The distance between the double rows should be for the dwarf sorts three feet, for those of middling height four feet, and for the tallest six feet; the drill should be two or three inches deep and made level at the bottom, that the crop may come up regular, sow moderately thick and cover them evenly with very rotten compost and earth; if the land is poor when they are about two or three inches high, weed and hoe them, drawing up the earth a little each time to the stems. This may be repeated until they begin to show blossom. The tall kinds require sticks or brush to climb upon, and when it is convenient, all the sorts require sticks, except the Spanish dwarf or fan, Bishop's early dwarf, prolific grocms, new dwarf, green marrow-fats and cedo nulli; extra early, new and fine, will do well with out sticks, and all other kinds do best with sticks, which should be set in when the earth is wet, sometime before the peas begin to run; the sticks should be adapted to the height of the different sorts. To have a succession of peas, and to prolong the season of them, several sorts should be sown. The earliest dwarf, and early cedo nulli new, are decidedly the earliest varieties, and should be planted first; the true early May, Bishop's dwarf, early double blossom, blue Prussian, blue imperial marowfats, and some others may be planted at the same time, and they will come into bearing in succession.

#### PEPPER.

PEPPER to produce a large crop, ~~unless~~ the seeds should be sown early in March in hot beds, and should not be transplanted in the open ground until May, or when the earth is warm and the weather favorable; if set out before, the plants are often destroyed by the frost or if not destroyed they receive some severe check that they never grow thrifty afterwards; where it not is convenient to sow in hot beds, sow as soon as the greatest danger of frost is past, in April in a warm and sheltered situation, and let the ground be in good condition. When the plants are four or five inches high they should be set in rows eighteen inches apart, and about ten or twelve inches distant in the row. The soil that suits them best is moist, light and rich; hoe often and keep clear of weeds, and earth up very little.



---

---

### PUMPKINS.

THE pumpkin is a valuable article not only for family use but for feeding cattle and hogs, &c.; its produce is very great, and some of the largest varieties have been known to weigh two hundred pounds each. They grow best on new soils and are well adapted for raising on waste lands; they also do well planted among Indian corn; they should not be planted until the weather has become settled and warm. Sow tolerably thick, to allow for the destruction of the plants by the bugs, but eventually leave but two or three of the strongest plants in each hill. The yellow family pumpkin is best for a general crop, and the seven years or long pumpkin, and Mammoth, and some others for occasional use. The Connecticut field pumpkin is the greatest bearer, and finest for feeding cattle, hogs, &c.

### RADISH.

RADISHES are very extensively grown, and large quantities of them are sold in the markets here, their wholesome qualities have increased their cultivation so that no garden can be found without a portion occupied by a bed of radishes; they will succeed well in any soil that is light, sandy or loam, and made rich with rotted manure. The earliest crop may be sown in hot beds in February, and in the open ground on a border, or sheltered situation in March, and for a large crop they should be sown as soon as the ground is in a good condition to work, in the following manner. The piece of ground to be sown should be well covered with old rotted manure, ploughed in deep, and harrowed fine; then cross plough again, harrow and make fine, and all is ready for sowing. Sow two pounds of seed per acre; rake in or harrow lightly, and as soon as they get the second leaves, they should be hoed in the same manner as turnips, and thinned out to the distance of four to six inches apart. Thinning is most important in raising a fine crop of radishes, for if allowed to stand thick the crop will soon be ruined by running to tops and soon to seed. It is better to have one good radish than ten bad ones; the early sorts which make but small tops should be thinned about four inches apart, and all other kinds six inches apart. For a succession of crops they may be sown from March till August at intervals of every two weeks. The turnip rooted sorts stand the hot weather best.

### RHUBARB.

WITHIN a few years the cultivation of this valuable plant has

very rapidly increased, and considerable quantities of it are sold in the markets. The cultivation is very simple, the plants are easily raised from seed which may be sown in the fall, or at any time in the spring before May; if the object is to get good plants to set out in August, select a piece of ground in which the plants are to be placed for permanent use. The soil should be very deep and light, and made rich with a plenty of well-rotted manure, and dug in or trenched to the depth of two and a half feet. The soil that was at the bottom will now be at the top; this should be covered again with the same kind of manure just mentioned, and the bed dug over. After allowing it to settle for a few days it will be ready for planting the distance at which the plants are to be placed should then be marked out. The distances are laid down by various writers, some say four feet apart each way, some five, and others a greater distance. But I am confident that the roots, to produce well, require considerable room to extend more than is given in many instances. For the giant I would recommend four feet distance from each other remove the plants carefully from the seed bed, and set them; out treading the soil gently about the roots and finish with a good watering. If this is done carefully the plants will wilt very little and resume their growth, and by the fall make large plants, and strong enough to stand the winter without any protection. But, however, upon the approach of cold weather, throw over the beds some coarse straw manure or leaves as the frost will not penetrate so deep, and thus the plants with a little trouble will be benefited and start much sooner in the spring. Wilmot's early scarlet is a fine variety, of very fine flavor, and very early. The Giant is a large sort and later. Myatt's Queen Victoria is new, and the largest of all. I have seen this variety, this summer, six stems cleaned or trimmed, weighing nearly five pounds.

#### SALSIFY.

THE cultivation of this delicious vegetable is similar to that of the carrot and parsnip. It requires a deep and mellow soil made very rich. Sow the seeds tolerably thick in drills ten inches apart, in March or April; and while very young thin out the plants to the distance of five or six inches from each other; they should be kept clear of weeds. The roots are perfectly hard and may remain in the ground all the winter, and be dug when wanted for use. Much of the value of this excellent vegetable depends on the mode in which it is cooked; the following is a good one, having

tried the same. Boil them until soft then mash and form them into small cakes and fry them in batter. They are a luxury possessing the flavor of fried oysters.

#### SPINACH.

THIS vegetable is much esteemed and comes into use at a season of the year, when other vegetables which are used as greens are scarce; it is also considered very beneficial to health, and is wholesome and palatable. The principal kinds used are the round leaved or summer, and the prickle or winter. The latter is generally sown in autumn, and the former in the spring, but either kind will stand the winter. The prickle is considered the hardiest, and is usually sown in September, or early in October, in rich soil. And when the cold weather sets in it should be covered with brush and leaves, or straw, to protect it from the sun, and prevent it from freezing and thawing; the earliest crop may be used during the winter, and the latest will afford plenty of fine greens early in the spring. The round leaved or summer, may be sown as soon as the frost is out of the ground, in the spring, and two or three times afterwards for succession. Sow in drills one foot apart in ground well enriched with old rotted manure, hoe often and keep the earth loose which will cause a vigorous growth and prevent its running to seed when the weather becomes very warm, so soon as it would if sown in poor ground.

#### SQUASH.

SQUASHES are of easy cultivation and may be planted in every garden. Plant the summer varieties as soon as all danger of frost is past, in hills about six feet apart. The winter varieties should be planted about the same time, but the hills should be farther apart, and the soil well enriched with a good quantity of old rotted manure or compost in each hill; sow a sufficiency of seed to allow for loss by bugs, &c. The best way to guard against this is to look the vine carefully over very early every morning while the plants are young, and destroy all the insects which can be found. The application of plaster is good for young vines; it should be sprinkled over the plants early in the morning while the dew is on. Plaster will in a great measure prevent the bugs from attacking the plants, and grow vigorously to the vines. Three or four plants are enough to leave finally in each hill which should be frequently hoed until they begin to run. The Canada crookneck squash is one of the best sorts and ripens very early and keeps well. The

Autumnal Marrow has been lately introduced and is considered a fine variety, it is a great bearer and the flesh is very sweet and of a very beautiful golden yellow color. The apple squash white and yellow new summer varieties bear for a great length of time, are very rich and can be used even after they have become hard. The cocoanut or Porter's Valparaiso grows very large, known to weigh from fifty to eighty pounds. They keep well and are excellent for pies. Acorn or California and round Lima are also fine sorts for family use.

### TOMATO.

THE excellent and wholesome qualities of the tomato have become so well known and its growth so extensive, and the love of these vegetables are so universal that a garden cannot be considered complete without a few plants. One great object is to procure it for the table as soon as possible, and the best way to do this is to sow the seed in a hot bed about the middle of February, and when they are four or five inches high; to make them strong and large plants they should be transplanted into a cool frame of good earth five or six inches apart or can be planted in small flower pots and plunged in the frames, giving them light air every mild day and protect them well every night until all danger of frost is past, when they should be removed to the open ground and set in rows three feet apart, and three feet in the rows. A warm sheltered situation from the cold winds is best; in removing the plants be careful to have a good portion of earth attached to the roots. Tomato for early use does best in soil that is of a sandy or gravelly nature, not very rich; in rich moist ground they are very apt to run mostly to vines and produce no fruit until late in the season. A good plan is to lay down some brush for the vines to creep upon and thus raise them from the ground and keep the fruit clean. If set by the side of fences or palings they may be fastened up.

### TURNIP.

TURNIPS may be sown at all seasons from March to August, but those will be best which are sown very early in the spring, and those which are sown in August, for a fall or winter crop. Those sown late in the spring or early in the summer are seldom worth much, as the weather is so warm and the insects become so numerous that they are generally hard and wormy. A light soil that was well manured the year previous is the best, no manure should be

used at the time of sowing unless it be very old rotted manure or compost, or the roots would be liable to be of bad flavor. Let the ground be dug or ploughed deep and made mellow and fine, sow the seed broadcast and rake it in evenly; as the spring crops are often destroyed by the turnip fly, it is an excellent plan to strew ashes and soot over the ground just as the young turnips are coming up. After they are well up they should be hoed and thinned to six or eight inches apart, and be kept clear of weeds. The main crop for winter use may be sown from the first to the twentieth of August, and some of the early sort may be sown as late as the first of September on land that was well manured for other crops. In the spring hoe and thin out as for an early crop.

The best sorts for early use are the early white, flat Dutch and early garden stone; and the white flat yellow stone, yellow Aberdeen, yellow Maltese, red top; Green top, Dales' new hybride, and large Norfolk are excellent sorts for winter use. The value of the ruta бага for feeding cattle &c., in the winter is too well known to need urging here; one thousand bushels can be grown with good management on an acre of ground, and it is considered an extremely profitable crop for farmers. The seed should be sown from the tenth to the twenty-fifth of June as they require a longer time to grow than other turnips; sow in drills from twenty to twenty-four inches apart, on land moderately rich plough deep and harrow. While young thin them out to the distance of ten or twelve inches from each other, and give them two or three hoeings afterwards. One pound of seed will sow an acre. The French turnip should be sown about the same time as the ruta бага and heated in the same manner.

#### MUSTARD.

THE white or English mustard is cultivated as a green or a salad, the leaves are used like cress when very young. Sow in drills or broadcast, at different times from March to June, in moderate rich ground.

#### NASTURTIUM.

OFTENER used for the flower border, than the kitchen garden; it is a climbing plant, and should be planted near pales or small brush for it to climb upon: the flowers are of a bright orange, and some of dark crimson colors, and make a brilliant appearance: the seeds pickled when they are green and tender, make an ex-

cellent pickle, and by some are considered almost as good as capers. They succeed best in a dry and rather poor soil; for pickles gather the seeds or berries when about their full size, and while green and tender; spice the vinegar and pour it on while hot.

---



---

## F A R M I N G

OR

### AGRICULTURAL SEEDS.

- BEANS. (*Phaseolus vulgaris.*)  
 Small Red,  
 Common Field,  
 Large White.
- BEET. (*Beta.*)  
 French Yellow Sugar,  
 White Silesian,  
 Mangel Wurtzel.
- CABBAGE. (*Brassica.*)  
 Large Scotch Cabbage,  
 Large late Drumhead,  
 Cow Cabbage, or Casaerewm.
- CARROT. (*Daucas Carota.*)  
 Altringham,  
 Long White,  
 Long Orange.
- CLOVER. (*Trifoliums.*)  
 Northern Red,  
 Southern Red,  
 White Dutch or Honneysuckle,  
 French Lucerne,  
 New Scarlet Trefoil.
- GRASS.  
 Timothy or Herd,  
 Northern Red Top,  
 Southern Red Top,  
 Blue Grass,  
 Orchard Grass,  
 Perennial Rye Grass,  
 Tall Meadow Oat Grass,  
 Italian Rye Grass,  
 English Lawn Grass.
- MILLET.
- Sainfoin.
- MUSTARD. (*Samapsis.*)  
 Common Brown,  
 White English.
- PEAS. (*Pisun Sativum.*)  
 White Field,

PEAS,—*Continued.*

Green Field,  
Large Marrowfat.

## TURNIP.

White Flat,  
Large Norfolk,  
Large Pole Top,  
Yellow Aberdeen,  
Yellow Sweedish Ruta бага.

## BIRD SEED.

Canary.  
Henp.  
Maw.  
Rape.  
Millet,  
Yillow.

## POT AND SWEET HERB SEEDS.

*Graines d'herbes à l'usage de la cuisine ou odoriferantes.*

SIX CENTS PER PAPER.

Anise	Pimpinella anisum.
Caraway	Carum cariei.
Corianda	Coriander sativum.
Calendula	Calendula officinalis.
Dwarf, or Bush Basil	Ocymum minimum.
Hyssop	Hyssopus officinalis.
Lavender	Lavendula spicata.
Official Bugloss	Anchusa officinalis.
Officinal Borage	Borago officinalis.
Rosemary	Rosemarinus officinalis.
Sage	Salvia officinalis.
Summer Savory	Satureja hortensis.
Spearmint	Mentha viridis.
Sweet Basil	Ocymum basilicum.
Sweet Marjoram	Origanum marjorama.
Thyme	Thymus vulgaris.
Winter Savory	Satureja montana.

The seeds of Marjoram and Thyme are very small, and unless carefully sown, they will frequently fail to come up well. The soil should be made fine and raked level, sow in very shallow drills twelve inches apart, lightly cover with fine earth, and press it

down well on the seed; throw over the bed a bass mat, or a little straw, just enough to cover the surface, and prevent the sun from drying up the soil; as soon as the plants are perceived, remove the mats or straw, and if the weather is dry, water frequently. Lavender, Basil, and the other varieties of sweet herbs, may be sown in beds by themselves, and should be frequently hoed, and kept clear of weeds. Those which are biennials or perennials, can be protected through the winter by covering with straw manure or litter.

---



---

## MEDICINAL HERB SEEDS.

*Graines Medicinales.*

SIX CENTS PER PAPER.

Angelica	Angelica archangelica.
Boneset	Eupatorium perfoliatum.
Bugle Weed	Lycopus virginica.
Balm	Melissa officinalis.
Bene	Sesamen orientale.
Catnip	Nepeta cataria.
Chamomile	Anthemis nobilis.
Coriander	Coriandrum sativa.
Dyer's Wood	Isatis tinctora.
Dill	Antheum graveolens.
Finochio	var. dulce.
Elecampane	Inula helenium.
Horehound	Marrubium vulgare.
Horsemint	Monarda punctata.
Henbane	Hyoscyamus niger.
Hound's Tongue	Cynoglossum officinale.
Jerusalem Oak	Chenopodium Botrys.
Lemon Balm	Dracocephalum moldavica.
Lovage	Ligustrum levisticum.
Masterwort	Imperatoria ostruthium.
Marsh Mallows	Althea officinalis.
Meadow Saffron	Colchicum autumnale.
Motherwort	Leonurus cardiaca.
Officinal Cumin	Cuminum cyminum.
Officinal Poppy	Papaver somniferum.
Pennyroyal	Hedeoma pulgenoides.
Peppermint	Mentha piperita.
Purple Foxglove	Digitalis purpurea.
Palma Christia or castor oil bean	Ricinus communis.
Rue	Ruta graveolens.
Saffron	Carthamus tinctorius.
Scurvy Grass	Cochlearia officinalis.
Spearmint	viridis.



---

Sweet Fennel	————— feniculum.
Spikenard	Arctium lappa.
Turkey Rhubarb	————— rhapsodicum.
Wormwood	Artemesia absinthium.

---

## ESCULENT ROOTS AND PLANTS.

*Plants et racines potagères.*

Giant Asparagus	Asparagus officinalis.
Garlic	Allium salinum.
Hop	Humulus lupulus.
Horseradish	Cochlearia armoracia.
Jerusalem Artichoke	Helianthus tuberosus
Wilmot's Early Rhubarb	Rheum sp.

---

## OBSERVATIONS

ON

### AGRICULTURAL OR FARMING SEEDS.

#### SUGAR BEET.

THE cultivation of the Sugar Beet for farm stock, and for the manufacturing of sugar, seems to be destined to become of considerable importance to this country. By some it is considered better for cattle, hogs, &c., than the Mangel Wurtzel or Ruta Baga, as it contains a greater portion of saccharine matter, and is, consequently, not only eaten with greater avidity, but is more nutritious.

Important improvements have been made in France, in the process of making sugar from the Beet root. Experiments made before the French Academy, show that there are in one hundred pounds of Beet, eighty-five pounds of water, ten and five-tenths pounds of sugar, five-tenths, of mucilage, and four pounds of fibrous matter. The beets are now sliced, dried, and reduced to powder; when used, a little water is put the powder, which abstracts the saccharine matter; the liquid is then evaporated and chrystalized. The sugar is now said to be made at an expense of five cents per pound. The Beet does best on a dry, rich and deep soil, well pulverized. To sow an acre, it will require four pounds of seed.

## LUCERNE.

THIS variety of the clover has never been but little cultivated in this country. It is a native of the south of Europe, and is extensively cultivated in France, Spain and Italy. It is as hardy and will stand the water as well as red clover. The Hon. John Lowell, of Roxbury, Mass. has continued to cultivate it for the last fifteen years; and has repeatedly urged upon the agricultural community its importance and value. On its cultivation, Judge Buel, of Albany, gives the following:

“Lucerne may be sown till the 15th of May, at the rate of sixteen pounds to the acre. The soil should be dry and loose, rich and clean, and the subsoil previous, so that the tap-roots may extend down four or five feet, without encountering clay, hard-pan or water. Potatoes are a good preparation for lucerne; but they ought to be well dunged, and kept clean of weeds. The seed of lucerne may be sown in drills, with a drill barrow, the drills eighteen inches apart, when nothing is sown with it; or it may be sown broadcast with small grains, and the ground should be well harrowed and rolled. Our practice has been to sow half a bushel winter rye with the seed to the acre. When it has taken root it withstands the drought better than any other grass, on account of its long tap-roots. It may, and if there are many weeds, it ought to be mown, the last of August, after sowing. In subsequent years it may be cut as soon as it shows blossom, and, if the soil is good, it will bear cutting three, and often four times in a season. The great economy of this grass is to cut and feed it green. All farm stock, including hogs, are fond of it. An acre of good lucerne will keep five or six cows from the 20th May to October. If made into hay, it should be cured in cock, to prevent the waste of the leaves. Partially cured, and mixed in the barn with barley straw, in alternate layers, it saves well, and very much improves the straw. Sow sixteen pounds to the acre.”

## ORCHARD GRASS.

LIKE lucerne, this is another grass, the valuable properties of which, do not appear to be appreciated by our farmers. It is but little cultivated in the New England States. In New York and Pennsylvania, it is considered by those who have tried it, superior to all other kinds of grass. In England it is extensively grown.

It grows rapidly on soils, which have been too much exhausted to bear clover; it stands the frosts of our severe winters, and the

long droughts of our hot summers better than any other grass; it affords the earliest pasturage, and its growth is prolonged so late as to afford good food to very protracted period; even throughout the winter, sheep can procure a better bite than from any other pasturage; besides these valuable qualities, it is among the most nutritious food for fattening cattle, or for milch cows. For early soiling, it is the most valuable of all grasses. The following mode of preparing the seed is recommended by a correspondent of the *Farmer's Magazine*; without this due preparation, the seed has often failed.

“It should be sown on well cleaned, naked ground, with or without clover; and if the land can be got ready in the month of March; if not, any favorable time in the month of April will do; previous to which, the seed should be laid on a barn or other floor and moistened by water out of the spout of a watering-pot, turning it over frequently, and increasing the moisture, if necessary, for at least forty-eight hours, being careful that no heat takes place. An easier method, and which answers equally well, is to steep the seed in water a few hours previous to planting.

“The quantity of seed sown per acre has generally been two bushels, which is quite enough, if a few pounds of clover seed is sown with it; but if it is sown alone, perhaps two and a half or three bushels may be necessary; at any rate, it will be safer. I sowed an acre this spring, which has succeeded in the most satisfactory manner.”

#### RUTA BAGA.

THE culture of roots has rapidly increased within a few years, and they are now considered among the most profitable items on a farm. The ruta бага is highly valued for feeding to cattle, and produces very large crops. One thousand bushels, or thirty tons may be easily raised on an acre of good land.

The following method of cultivation is adopted by a correspondent of the *Albany Cultivator*:—

“This year I planted three acres of ruta бага in drills, twenty-four inches apart. About the 15th of June, as soon as up, I sifted on house ashes and plaster mixed in equal quantities, at the rate of fifteen bushels per acre. The effect more than answered my expectations; that little pest, the turnip fly, or its ravages, was not seen at all, and the growth was most vigorous. They were

thinned out and hoed twice; they soon covered the ground, and the work was done. The product was over one thousand bushels to the acre."

The land should have a good coat of fine manure, and be ploughed deep, and made perfectly mellow and smooth.

The following, on root culture, is from a late report made to the New York State Agricultural Society, by a committee appointed for the purpose, of which Judge Buel was chairman:—

"There are other advantages resulting from root culture, which should not be overlooked. It tends greatly to increase the quantity of manure on the farm, to meliorate the texture of the soil, and to furnish excellent alternating crops in convertible husbandry. In selecting for culture, the farmer should choose the roots that are best adapted to his soil. The turnips prefer a dry sandy soil; the beet a clay loam.

"As to the best means of cultivating these crops, the committee summarily remark, that the product and profit will materially depend upon the following contingencies, viz: that the soil be dry; that it be rich; that it be deeply worked; that it be well pulverized; and that the after culture be well managed. The implements necessary to cultivate them advantageously, in addition to the plough and harrow, are the drill-barrow and cultivator. The season for sowing the beet is from the 10th to the 20th May;—of sowing the Swedish turnip, from the 10th to the 25th June. The drill or row culture is decidedly the best. A detail of the whole process of culture would occupy too much space for this report, and is unnecessary, as these processes are already understood by many, and have been minutely described in the agricultural periodicals of the day. The committee will merely recommend in conclusion, that the roots be always cut, previously to being fed to cattle, for which machines may be procured, at a moderate charge, will cut a bushel in one to three minutes. If cut, the roots are eaten entirely; if not cut, a portion is apt to be rejected and wasted.

"The chairman has received a communication from Col. Meacham, stating his mode of cultivating the carrot, the product, and manner of using the crop. He cultivates them in drills, from twenty to twenty-four inches apart—he gets one thousand bushels an acre, at an expense of twenty-five to thirty dollars; he kept six work horses on them from Nov. 1836 to June 1837, without

grain, and they remained in good plight, and performed as well as he ever had horses perform ;—and he thinks they are worth double as much for stock as ruta бага.

“ Upon the subject of the carrot culture, which is perhaps less understood among us than that of the beet and turnip, the committee will add, that this root thrives best in a sandy loam, light, moist, but not wet, and of great depth; in which the plough, going to the beam, brings to the surface nothing that is not fit for vegetation. The ground should be ploughed immediately preceding the sowing. In Suffolk, Eng., they sow eight pounds of seeds, broadcast, to the acre; and the crop is from four to five hundred bushels. For horses they are considered superior to any other food. Two bushels of carrots and one of chaff is the per diem allowance to a horse; or seven bushels of carrots and one bushel of oats is the allowance for a week. They are also profitably fed to all other farm stock. They are raised in Suffolk without dung, at an expense of 9*d.* (sixteen cents) per bushel, The yield of the carrot is often seven hundred to one thousand bushels to the acre. The crop is gathered by making a deep furrow near to the drill; when a man seizes, draws the top to the furrow, and pulls them up with great facility.

“ Another root, the parsnip, is deserving of notice, though its partial culture, hitherto, will hardly entitle it to be classed among field crops. It is believed to be the most nutritious root of any that have been named; is as easy cultivated as the carrot or the beet; and has this advantage over all others, that its value is not impaired by frost.”

J. BUEL, *Chairman.*

## ASSORTED SEEDS FOR FAMILY GARDENS.

For the convenience of customers who wish to raise the various kinds of vegetables, I furnish the following assortment of kitchen garden vegetable seeds in boxes; each box contains a packet of the following seeds, and each packet is labelled with short directions for sowing, &c.

1 pint	Early Peas	1 oz.	Large Dutch Parsnip
1 "	Dwarf Blue Imperial do.	1 "	Pine apple Melon
1 "	Dwarf Marrowfat do.	1 "	Large Watermelon
1/2 "	Early Dwarf Marrow	1 "	Large Red Onion
	String Beans.	1 "	Large yellow Onion
1 "	Early Dwarf China do.	1 "	Large White Portugal
1 "	Horticultural Pole do.		Onion
1/2 oz.	Early Turnip Rooted	1 "	Double curled Parsley
	Beet	1 "	Flat Squash Pepper
1 "	Long Blood Red Beet	1 "	Early Scarlet short-top
	(true sort)		Radish
1/4 "	Early York Cabbage	1 "	Scarlet Turnip Radish
1/4 "	Green Globe Savoy Cab-	1 "	Salsify or Oyster Plant
	bage	1 "	Early Scollop Squash
1/4 "	Red Dutch Cabbage (for	1 "	Canada Crookneck
	pickling)		Squash
1/4 "	Large late Drumhead	1/4 "	Tomato
1/4 "	Early Cauliflower	1/4 "	Early White Flat Tur-
1/4 "	Large Purple Brocoli		nip
1/4 "	Early Horn Carrot	1/2 "	Yellow Garden Turnip
1 "	Long Orange Carrot	1 "	Ruta Baga or Swedish
1/4 "	White Solid Celery		Turnip
1/4 "	Curled Cress of pepper-		
	grass		
1/2 "	Early Cucumber		
1/4 "	Long Green Turkey do.		
1/4 "	Early Curled Silesia Let-		
	tuce		
1/4 "	Large Head Lettuce		

## POT HERB SEEDS.

Sweet Marjorum  
Sage  
Summer Savory


The above list comprises all the sorts of vegetables which are commonly used, and also some excellent sorts of recent introduction, and they are all warranted to be of the very best quality. Price \$2 50 per box. Also, boxes containing a less number of varieties, at \$1 and \$2 per box.

---


---

**SEEDS FOR COUNTRY TRADERS.**

I put up in boxes, for retailing, large or small quantities of seeds, each sort in papers with printed labels, containing brief directions for their culture; retail price 6 cts. per paper, from which we make a liberal discount to those who buy to sell again. Also, seeds furnished to dealers by the pound, bushel, or in any quantity. I keep, also, boxes of seeds, of various sizes, containing assortments of seeds labelled, with a brief direction for their culture. Price \$2 to \$25 per box.







## **FRUIT TREES, &c.**

**THE** subscriber has for sale a large quantity of choice sets of **Fruit Trees**, such as Peaches, Apples, Cherries, Apricots, Pears, Plums, Quinces, and Nectarines. These trees are in fine condition and of vigorous growth. Persons in search of select fruit will please to make early application to the subscriber, at his **Greenhouse**, corner of 15th and G streets, where catalogues and samples of the trees may be seen.

Also, a fine stock of hardy **Ornamental Trees**, of good size, suitable for planting in lawns or streets, viz: Abele, or silver-leaved Poplar, red and white Horse Chestnut, American Elms, Lindens, green Ash, Aspens, Calatpas, mountain Ash, silver-leaved Maples, Butonwoods, &c.

## **AGENTS WANTED,**

For the sale of vegetable and flower Seeds, in any town or vilage where no agency exists for the establishment. The seeds are neatly put up in small quanties, suitable for retailing, each packet labelled, with a brief direction for their culture. Persons in the habit of vending seeds, or wishing to engage in the business, will communicate to the proprietor, who is a practical gardener, and under whose observation a large portion of the seeds are raised; and when imported, being from confidential correspondents, their accuracy and vitality are guaranteed. When any article of seeds proves to be bad, when sown in proper time and manner, and season the least favorable, for such, fresh seeds will be given, or the money returned.

Every article will be no less genuine than they shall be fresh. **Seeds** supplied by the bulk to dealers.

**JOHN DOUGLAS,**

*Florist and Seedsman, corner of 15th and G streets, opposite  
the State Department, Washington.*