

AL.2.1999-152  
C.2


# Forest Development Research

---

P R O G R A M

**Manning Diversified Forest Products  
Research Trust Fund  
MDFP 10/95**

**Chilling and Humidity Effects on the Development,  
Frost and Drought Resistance of Containerized  
White Spruce Seedlings – Final Report 1998**



**Manning Diversified Forest Products  
Research Trust Fund  
MDFP 10/95**

**Chilling and Humidity Effects on the Development,  
Frost and Drought Resistance of Containerized  
White Spruce Seedlings – Final Report 1998**

**Final Report**

**June 1998**

**By Dr. Janusz J. Zwiazek and Jessica Roberts  
Department of Renewable Resources  
University of Alberta  
Edmonton, Alberta  
Canada**

**Pub. No. T/425  
ISBN: 0-7785-0394-1**

## **DISCLAIMER**

The study on which this report was based was funded by the Manning Diversified Forest Research Products Research Trust Fund, which is a component of the Government of Alberta's Environmental Protection and Enhancement Fund. The views, statements and conclusions expressed and the recommendations made in the report are entirely those of the authors and should not be construed as the statements, conclusions, or opinions of the members of the Manning Diversified Forest Products Research Trust Fund Committee, the Government of Alberta, or the Alberta Forest Research Advisory Council.

## Abstract

Containerized white spruce [*Picea glauca* (Moench) Voss] seedlings are normally grown under greenhouse conditions favoring high growth rates. The environmental conditions include high humidity levels and optimal growth temperatures. However, these conditions are rarely found on open canopy forest sites, and therefore, seedlings are not adapted to tolerate these conditions. In the present study, white spruce seedlings were grown using alternative humidity and temperature treatments. Both low humidity and chilling temperature treatments applied during the exponential growth stage decreased seedling height. However, these shorter seedlings had significantly higher growth rates when outplanted or when subjected to low humidity conditions in the greenhouse experiments. In addition, both the low humidity and chilling-exposed seedlings had higher water potentials during a severe water stress suggesting that they were more drought resistant compared with the control seedlings raised according to the current guidelines. We suggest that the tree nurseries consider adapting these modified greenhouse conditions to produce seedlings for planting on challenging reforestation sites.

## Acknowledgements

We thank the following organizations for their generous financial support of this study:

Alberta Forest Nursery Association

Alberta Land and Forest Service of the Alberta Environmental Protection

Manning Diversified Forest Products Research Trust Fund

University of Alberta

Weyerhaeuser Canada, Grand Prairie

# Table of Contents

|  |           |
|--|-----------|
| <b>CHAPTER I: GENERAL INTRODUCTION.....</b>  | <b>3</b>  |
| OBJECTIVES: HUMIDITY EXPERIMENT.....   | 6         |
| OBJECTIVES: PERIODIC LOW TEMPERATURE EXPERIMENT .....  | 6         |
| <b>REFERENCES .....</b>  | <b>7</b>  |
| <br>   |           |
| <b>CHAPTER II: EFFECTS OF RELATIVE HUMIDITY ON THE GROWTH, MORPHOLOGY AND<br/>PHYSIOLOGY OF CONTAINERIZED WHITE SPRUCE (<i>PICEA GLAUCA</i>) SEEDLINGS .....</b> | <b>11</b> |
| <b>INTRODUCTION .....</b>  | <b>11</b> |
| <b>MATERIALS AND METHODS .....</b>   | <b>13</b> |
| GERMINATION AND EARLY GROWTH .....   | 13        |
| EXPERIMENTAL TREATMENTS .....  | 13        |
| SEEDLING HARDENING.....  | 14        |
| SEEDLING MEASUREMENTS.....   | 16        |
| <i>Growth</i> .....  | 16        |
| <i>Frost tolerance</i> .....   | 16        |
| <i>Epicuticular wax extraction</i> .....   | 17        |
| <i>Bud flush</i> .....   | 17        |
| <i>Needle and shoot morphology</i> .....   | 17        |
| <i>Drought resistance</i> .....  | 18        |
| <i>Gas exchange</i> .....  | 18        |
| <b>RESULTS.....</b>  | <b>20</b> |
| <i>Growth</i> .....  | 20        |
| <i>Frost tolerance</i> .....   | 20        |
| <i>Epicuticular wax</i> .....  | 20        |
| <i>Bud flush</i> .....   | 22        |
| <i>Needle and shoot morphology</i> .....   | 24        |
| <i>Drought resistance</i> .....  | 26        |
| <i>Gas exchange</i> .....  | 28        |
| <b>DISCUSSION.....</b>   | <b>30</b> |
| <b>CONCLUSIONS.....</b>  | <b>33</b> |
| <b>REFERENCES .....</b>  | <b>34</b> |

|  |           |
|--|-----------|
| <b>CHAPTER III: PERIODIC LOW TEMPERATURE EFFECTS ON THE GROWTH,<br/>MORPHOLOGY AND PHYSIOLOGY OF WHITE SPRUCE SEEDLINGS.....</b> | <b>39</b> |
| <b>INTRODUCTION .....</b>  | <b>39</b> |
| <b>MATERIALS AND METHODS .....</b>   | <b>41</b> |
| GERMINATION AND EARLY GROWTH .....   | 41        |
| TEMPERATURE TREATMENTS.....  | 41        |
| MEASUREMENTS .....   | 42        |
| <i>Growth</i> .....  | 42        |
| <i>Drought resistance</i> .....  | 43        |
| <i>Frost Tolerance</i> .....   | 43        |
| <i>Root growth capacity</i> .....  | 44        |
| <i>Field measurements</i> .....  | 44        |
| <i>Statistical analysis</i> .....  | 44        |
| <b>RESULTS.....</b>  | <b>45</b> |
| <i>Growth</i> .....  | 45        |
| <i>Drought resistance</i> .....  | 45        |
| <i>Frost tolerance</i> .....   | 48        |
| <i>Root growth capacity</i> .....  | 48        |
| <i>Field experiment</i> .....  | 48        |
| <b>DISCUSSION.....</b>   | <b>53</b> |
| <b>CONCLUSIONS.....</b>  | <b>57</b> |
| <b>REFERENCES .....</b>  | <b>58</b> |
| <br>   |           |
| <b>CHAPTER IV: SYNTHESIS.....</b>  | <b>61</b> |
| <b>REFERENCES .....</b>  | <b>64</b> |



# Chapter I

## General Introduction

Successful establishment and growth of outplanted, nursery-grown seedlings depends on numerous factors including: seed source, nursery cultural regimes, seedling quality, duration of cold storage, handling during transport and planting, as well as the environmental and physical microsite conditions of the planting site (Duryea 1985; Grossnickle et al. 1991a, 1991b; Simpson et al. 1994; Jiang et al. 1995; Proctor 1996; Kimmons 1997). Of these, seedling stock quality is of significant importance. If environmental factors are favorable for outplanting but the seedling stock is of poor quality, low seedling survival and establishment may result. Conversely, if the planting stock is of acceptable quality, but the environmental conditions at the planting site are harsh, then again, the seedlings may have low establishment rates (Dunsworth 1997; Kimmons 1997). Therefore, the first steps towards successful reforestation should involve identifying the environmental parameters of the forest planting site, then producing seedlings with the morphological and physiological characteristics necessary for survival and growth on that site.

• • Tree nursery cultural practices significantly influence the quality of seedling planting stocks.

Nutrient and water supply, light intensity, photoperiod, day and night temperatures and the humidity level under which seedlings are reared are all factors that may influence their morphological and physiological characteristics (Landis et al. 1989a, 1992; Van den Driessche 1991a, 1991b; Wood 1995; Marsden 1995; Folk and Grossnickle 1997; Mattsson 1997). By changing one or more of these factors, tree growers are able to predictably alter seedling morphological characteristics, including seedling root to shoot ratio, shoot height, stem diameter, and needle area (van den Driessche 1991b; Wood 1995; Lamhamed et al. 1997). Physiological characteristics can also be affected, including carbohydrate accumulation and storage, cold hardiness, drought resistance, root growth capacity and stomatal sensitivity (Marshall 1985; DeYoe et al. 1988; Zwiazek and Blake 1989; van den Driessche 1991a, b; Edwards and Dixon 1995; Lamhamed et al. 1997). Therefore, by altering the environmental conditions under which seedlings are grown, tree growers could potentially produce seedlings with characteristics that can help tolerate outplanting stresses.

Currently, many tree nurseries rear white spruce seedlings under relatively stress-free environmental conditions during the early and exponential phases of seedling development (Landis et al. 1989a, 1992; Wood 1995). This produces a seedling stock with a general morphology and physiology that is expected to perform well on all outplanting sites. However the low-stress environmental conditions found within a nursery greenhouse often do not reflect those found on an open-canopy forest site. When the protective tree canopy is removed, increased incidents of wind gusts, morning and night time frost events, higher daytime temperatures and lower humidity levels have been reported (Jordan and Smith 1995; Balisky and Burton 1995; Marsden et al. 1996; Man and Lieffers 1997). It is thus questioned if producing tree seedlings under the currently recommended nursery conditions is the best method of preparing the trees for outplanting onto open-canopy forest sites. More specifically, can nursery tree growers prescribe an alternative growing regime that would produce a planting stock that is better adapted to high-stress field conditions.

Humidity is acknowledged as one of the important factors responsible for regulating the growth of containerized conifer seedlings (Landis et al. 1992; Wood 1995). High humidity levels can be detrimental by causing excess water vapor to condense on the seedlings or the container walls. This environment promotes the growth and propagation of opportunistic or pathogenic organisms, such as mosses, algae, liverworts, fungi, moulds, bacteria or insects (Landis et al. 1989b). Conversely, excessively low humidity levels could potentially place a water stress on the seedlings. High vapor pressure deficits (VPD) initially induce high transpiration rates in seedlings, causing them to lose water and turgor, and in later stages may result in closure of the stomata and a reduction in the transpiration stream (Sheriff 1977; Nonami et al. 1990; Assmann et al. 1991). Extended conditions of high VPD could also lead to a decrease in seedling photosynthesis, relative to higher humidity levels.

To date, few studies have been conducted to isolate and determine humidity (or humidity-related parameters) effects on the growth and development of containerized conifer species; the main focus being on horticultural species (Krizek et al. 1971; Sheriff 1977; Morrison Baird and Webster 1978; Seiler and Johnson 1984; Van de Sanden 1985). However, the need for controlled experiments to determine exactly how humidity affects conifer seedling morphology and physiology has been expressed by tree growers

(Landis et al. 1992). Since low humidity levels are commonly found on open-canopy forest sites (Marsden et al. 1996; Man and Lieffers 1997), it is necessary to determine exactly how this environmental parameter affects the establishment and subsequent growth of nursery-grown seedlings. It is also important to establish how different humidity levels present during seedling production affect their subsequent growth under various environmental conditions.

Nursery greenhouse temperature has a profound influence on all aspects of seedling growth and development. It is currently recommended that nurseries maintain greenhouse temperatures of 17-22° C during the initial 18 to 20 weeks of white spruce seedling production (Landis et al. 1992; Wood 1995). However, maintaining these temperatures during the winter months, when some Northern tree nurseries seed their containers (Draper and Hawkins 1989), can lead to high greenhouse heating costs. Investigating alternative growing regimes that would incorporate low greenhouse temperatures as a cost saving strategy, could lead to reduced heating costs for the nurseries (Landis et al. 1992). However, low temperature effects on the growth, development and general stress resistance of the seedlings must be determined and considered before implementing any changes to current growth regimes. Previous studies have indicated that preconditioning plants with low levels of stress increases their subsequent tolerance to stress (De Yoe et al. 1988; van den Driessche 1991a, 1991b; Anderson et al. 1994, 1995; Zhao et al. 1995). Therefore, it is possible that incorporating low temperatures into current nursery growing regimes could lead to increased stress resistance in unhardened seedlings. The increased frost tolerance would be potentially beneficial for seedlings spring planted onto open-canopy harvested sites, where loss of the protective tree canopy may result in increased incidents of early morning and late night frost episodes. Therefore, incorporating low temperatures into nursery growing practices may have beneficial biological and economic implications for Northern tree nurseries.

The general purpose of this thesis was to investigate alternative growing regimes for tree nurseries. The main objective was to determine how different humidity levels and periodic low temperature exposure, during initial white spruce [*Picea glauca* (Monech) Voss] seedling development affects their morphological and physiological characteristics. Humidity and low temperature effects were studied

independently in two separate, concurrent experiments. The specific objectives of the two studies were as follows:

### ***Objectives: Humidity Experiment***

1. To rear white spruce seedlings under low, medium or high relative humidity levels (the initial growing regimes), and determine treatment effects on seedling growth, needle morphology and epicuticular wax production.
2. To determine if the initial effects on morphology are persistent after subsequently flushing and growing the seedlings under high or low humidity levels.
3. To determine if initial nursery growing regimes influence the frost tolerance and drought resistance of unhardened seedlings.
4. To determine if the initial nursery humidity levels influenced the timing of bud flush of seedlings.
5. To determine if initial nursery growing regimes affect gas exchange parameters under conditions of high and low relative humidity.

### ***Objectives: Periodic Low Temperature Experiment***

1. To periodically expose white spruce seedlings to 5°C and determine the effects on seedling growth and morphological characteristics, compared to control seedlings.
2. To determine if periodic chilling of seedlings increases the frost tolerance and drought resistance of unhardened seedlings.
3. To determine if the periodic chilling affects the root growth capacity of the seedlings following cold storage.
4. To determine if periodic chilling influences seedling survival, growth or morphological characteristics after outplanting for one season.

## References

- Anderson, M.D.; Prasad, T.K.; Martin, B.A. and Stewart, C.R. 1994. Differential gene expression in chilling-acclimated maize seedlings and evidence for the involvement of abscisic acid in chilling tolerance. *Plant Physiology*. 105: 331-339.
- Anderson, M.D.; Prasad, T.K. and Stewart, C.R. 1995. Changes in isozyme profiles of catalase, peroxidase, and glutathione reductase during acclimation to chilling in mesocotyls of maize seedlings. *Plant Physiology*. 109: 1247-1257.
- Assmann, S.M. and Gershenson, A. 1991. The kinetics of stomatal response to VPD in *Vicia faba*: electrophysiological and water relations models. *Plant, Cell and Environment*, 14: 455-465.
- Balisky, A.C and Burton, P.J. 1995. Root-zone soil temperature variation associated with microsite characteristics in high-elevation forest openings in the interior of British Columbia. *Agricultural and Forest Meteorology*. 77: 31-54.
- DeYoe, D.E., MacDonald, J.E., and Owens, J.N. 1988. Culturing and preconditioning that improve bud development and cold hardiness of containerized Douglas fir seedlings. Proceedings, 10th North American Forest Biology Workshop, Vancouver, B.C., 254 p.
- Draper, D.A. and Hawkins, C.D.B. 1989. Germination and fertilizer regime effects on the growth of container white spruce seedlings at Red Rock Research Station. FRDA Report #064. Research Branch, Ministry of Forests, Victoria, B.C. 16 p.
- Dunsworth, G.B. 1997. Plant quality assessment: and industrial perspective. *New Forests*, 13: 439-448.
- Duryea, M.L. (Ed.). 1985. Evaluating seedling quality: principles, procedures and predictive abilities of major tests. Workshop held October 16-18, 1984. Forest Research Laboratory, Oregon State University, Corvallis, p 1-4.
- Edwards, D.R. and Dixon, M.A. 1995. Mechanisms of drought response in *Thuja occidentalis* L. II. Post-conditioning water stress and stress relief. *Tree Physiology*. 15: 129-133.

- Grossnickle, S.C.; Arnott, J.T.; Major, J.E. and Tschaplinski, T.J. 1991a. Influence of dormancy induction treatments on western hemlock seedlings. I. Seedling development and stock quality assessment. *Canadian Journal of Forest Research*, 21: 164-174.
- Grossnickle, S.C.; Major, J.E.; Arnott, J.T. and LeMay, V.M. 1991b. Stock quality assessment through an integrated approach. *New Forests* 5: 77-91.
- Jiang, Y.; MacDonald, E.; and Zwiazek, J.J. 1995. Effects of cold storage and water stress on water relations and gas exchange of white spruce (*Picea glauca*) seedlings. *Tree Physiology*, 15: 267-273.
- Jordan, D.N. and Smith, W.K. 1995. Microclimate factors influencing the frequency and duration of growth season frost for subalpine plants. *Agricultural and Forest Meteorology*. 77: 17-30.
- Kimmons, H. 1997. *Balancing act: environmental issues in Forestry*. 2nd Ed. UBC Press, Vancouver. 305 p.
- Krizek, D.T.; Bailey, W.A. and Klueter, H.H. 1971. Effects of relative humidity and type of container on the growth of F1 hybrid annuals in controlled environments. *American Journal of Botany*. 58(6): 544-551.
- Lamhamedi, M.S.; Bernier, P.Y. and Herbert, C. 1997. Effect of shoot size on the gas exchange and growth of containerized *Picea mariana* seedlings under different watering regimes. *New Forests*, 13: 209-223.
- Landis, T.D., Tinus, R.W.; McDonald, S.E., and Barnett, J.P. 1989a. Seedling nutrition and irrigation, Vol. 4. The container tree nursery manual. Agric. Handbk. 674. Washington, DC: US Department of Agriculture, Forest Service, 119 p.
- \_\_\_\_\_. 1989b. The biological component: nursery pests and mycorrhizae. Vol. 5. The container tree nursery manual. Agric. Handbk. 674. Washington, DC: US Department of Agriculture, Forest Service, 171 p.
- \_\_\_\_\_. 1992. Atmospheric environment, Vol. 3. The container tree nursery manual. Agric. Handbk. 674. Washington, DC: US Department of Agriculture, Forest Service, 145 p.

- Man, R. and Lieffers, V. 1997. Seasonal photosynthetic responses to light and temperature in white spruce (*Picea glauca*) seedlings planted under an aspen (*Populus tremuloides*) canopy and in the open. *Tree Physiology*, 17: 437-444.
- Marsden, B.J. 1995. Effect of humidity on white spruce physiology. M.Sc. thesis, University of Alberta, Edmonton, Alberta. 81 p.
- Marsden, B.J.; Lieffers, V.J., and Zwiazek, J.J. 1996. The effects of humidity on photosynthesis and water relations of white spruce seedlings during the early establishment phase. *Canadian Journal of Forest Research*, 26: 1015:1021.
- Marshall, J.D. 1984. Carbohydrate status as a measure of seedling quality. *Proceedings: Evaluating seedling quality: principles, procedures and predictive abilities of major tests.* (M.L. Duryea, Ed). Workshop held October 16-18, 1984. Forest Research Laboratory, Oregon State University, Corvallis. p. 49-58.
- Morrison Baird, L. A. and Webster, B.D. 1978. Relative humidity as a factor in the structure and histochemistry of plants. *Hortscience*. 13(5): 8-10.
- Nonami, H.; Schulze, E.D. and Ziegler, H. 1990. Mechanisms of stomatal movement in response to air humidity, irradiance and xylem water potential. *Planta*, 183: 57-64.
- Proctor, S.K. 1996. Customer perspectives and outplanting performance. In: Landis, T.D.; South, D.B., (tech. coords), *National Proceedings, Forest and Conservation Nursery Associations*. Gen. Tech. Rep. PNW-GTR-389. Portland, OR: U.S. Department of Agriculture, Forest Service, Pacific Northwest Research Station, p 202-206.
- Simpson, D.G.; Thompson, C.F. and Sutherland, C. D. 1994. Field performance of interior spruce seedlings: effects of stress treatments and prediction by root growth potential and needle conductance. *Canadian Journal of Forest Research*, 24: 576-586.
- Seiler, J.R. and Johnson, J.D. 1984. Abnormal needle morphology in Loblolly pine induced by low humidity. *Hortscience*. 19(4): 521-522.

- Sheriff, D.W. 1977. The effect of humidity on water uptake by, and viscous flow resistance of, excised leaves of a number of species: Physiological and anatomical observations. *Journal of Experimental Botany*, 28: 1399-1407.
- van de Sanden, P.A.C.M. 1985. Effects of air humidity on growth and water exchange of cucumber seedlings. Preliminary report. *Acta Horti*. 174: 259-264.
- van den Driessche, R. 1991a. Influence of container nursery regime on drought resistance of seedlings following planting. I. Survival and growth. *Canadian Journal of Forest Research*, 21: 555-565.
- van den Driessche, R. 1991b. Influence of container nursery regime on drought resistance of seedlings following planting. II. Stomatal conductance, specific leaf area and root growth capacity.. *Canadian Journal of Forest Research*, 21: 555-565.
- Wood, B. 1995. Conifer seedling grower guide. Handbook, Alberta Environmental Protection, Smokey Lake, Alberta, 78 pp
- Zhao, S.; Colombo, S.J., and Blumwald, E. 1995. The induction of freezing tolerance in jack pine seedlings: the role of root plasma membrane H<sup>+</sup>-ATPase and redox activities. *Physiol. Plant.* 93(1): 55-60.
- Zwiazek, J.J. and Blake, T.J. 1989. Effects of preconditioning on subsequent water relations, stomatal sensitivity, and photosynthesis in osmotically stressed black spruce seedlings. *Canadian Journal of Botany*, 67: 2240-2244.



## Chapter II

# Effects of Relative Humidity on the Growth, Morphology and Physiology of Containerized White Spruce (*Picea glauca*) Seedlings

### Introduction

Containerized white spruce [*Picea glauca* (Monech) Voss] seedlings undergo six principle developmental stages before they are outplanted: germination, early growth, rapid growth, bud initiation, stem finishing and, if they are to be cold stored, cold conditioning (Landis et al. 1992; Wood 1995). Each of these growth stages has a different requirement for water and nutrient supply, photoperiod, temperature and humidity. Traditionally, moderately-high to high humidity levels have been maintained during the germination, early and rapid growth phases to promote a stress-free growing environment (Wood 1995; Landis et al. 1992). This produces seedlings that have adapted, both morphologically and physiologically, to high humidity conditions. However these conditions are rarely found on open canopy forest sites. Incidences of increased wind gusts, incident light and daytime temperature, as well as a concurrent decrease in early morning and night temperatures, and humidity levels have been reported (Balisky and Burton 1995; Jordan and Smith 1995; Marsden et al. 1996; Kimmons 1997; Man and Liefers 1997). To reduce the high transpirational demand on newly planted seedlings caused by low humidity levels, seedlings must either be planted where humidity levels are higher, such as under closed or partially-closed canopies (Marsden 1996), or adapted to tolerate low humidity conditions. It is possible that such adaptations could be developed by growing seedlings under low humidity levels during their early and rapid growth phases in the nursery.

Humidity plays a crucial role in the nursery production of conifer seedlings (Landis et al. 1992; Wood 1995). Exceedingly high humidity levels can cause excess water vapor to condense on seedlings or container walls, providing an ideal environment for the growth of opportunistic or pathogenic organisms such as mosses, algae, liverworts, fungi, moulds or insects (Landis et al. 1989a, 1989b, 1992; Elad et al. 1996). Excessively low humidity produces a biophysical stress, modifying the water relations of plants by

creating a high vapor pressure deficit (VPD) around the leaves (Gaffney 1978; Nonami et al. 1990; Assmann and Gershenson 1991). The high water vapor concentration difference between the atmosphere and mesophyll tissues causes the plant to lose water to the atmosphere at high rates, placing a potential water stress on the plant (Nonami et al. 1990; Assmann et al. 1991; Larcher 1995). This excessive transpiration can lead to stomatal closure, which in turn can limit the transport of water and mineral nutrients through the plant (Collatz et al. 1991; Weiser and Havranek 1996).

Although humidity has been acknowledged as an important factor regulating the growth and development of plants (Krizek et al. 1971; Morrison Baird and Webster 1978; Gaffney 1978; van de Sanden 1985) limited research has been conducted on how it influences the morphology and physiology of conifer seedlings. It is also little understood what adaptations, if any, seedlings can develop when growing under a continually high transpirational demand. Investigating alternative growing methods that can be used to adapt seedlings for future growth on low humidity sites is the basis for this study.

The objective of this study was to determine if rearing white spruce seedlings under high, medium or low humidity levels would alter the initial growth, morphology, epicuticular wax production, frost tolerance or drought resistance of the seedlings. As well, to determine if treatment effects were persistent after flushing and growing the seedlings under subsequent conditions of low and high humidity.

## MATERIALS AND METHODS

### *Germination and early growth*

White spruce seeds, seedlot # DS 70-9-5-91, origin Slave Lake, Alberta, elevation 670 m were used in this study. A peat:vermiculite (3:1) soil mixture was adjusted to a pH of 5.5 with dolomite lime and autoclaved at 160°C for 60 min. Nine Superblock 160's (60 ml cavities) were acquired from Beaver Plastics (Edmonton, Alberta), sterilized, and filled with the soil mixture to the recommended density of 0.09 g/ml (Wood 1995). Three white spruce seeds per cavity were sown, and thinned to one seedling per cavity after germination. For germination, the Styroblocs were randomly placed in three growth chambers (three Styroblocs per chamber) and maintained under the same conditions (Table 1.1). Three weeks after seeding, the growth chambers were set to the recommended "early growth phase" environmental conditions (Table 1.1) and maintained for approximately two weeks. At five weeks, the Styroblocs were rearranged between the chambers and the chambers set to the experimental treatments as outlined below. Block dry-down weights (to determine the frequency of watering), soil pH, and soil salinity measurements were made every three to four weeks to remain within recommended guidelines (Wood 1995). Seedlings were fertilized according to growth stage following the recommendations of Wood (1995).

### *Experimental treatments*

The three growth chambers used in this experiment were maintained at the same environmental conditions, with the exception of the relative humidity (RH) level. At the beginning of week five, each of the three chambers was set to either high (80%), medium (50%), or low (30%) RH. Seedlings were grown under these RH conditions until approximately week 21, for a total of 16.5 weeks. Because vapor pressure deficit (VPD) is believed to be the humidity parameter detected by plant guard cells (Assmann et al. 1991), and some tree nurseries measure VPD to determine evapotranspirational demand on the seedlings, the experimental humidity treatments were converted to VPD values (Table 2.2). Container tree nurseries recommend maintaining the VPD below 1.0 kPa, as above this point the evapotranspirational demand on

the tree is high, likely resulting in closure of the stomata and a decrease in the rate of photosynthesis (Landis et al. 1989).

### ***Seedling hardening***

Seedlings were removed from the experimental treatments during week 21 of growth. At that time, atmospheric conditions were changed (Table 1.1) to inhibit shoot elongation and induce bud set. For both the 50% and 80% RH treatments, the RH was reduced to approximately 45-50%. However, the 30% RH seedlings were maintained at 30% RH. After the seedlings were hardened off, they were removed from the Styroblocks, bundled into groups of 20, and the soil plugs wrapped in plastic. Any seedlings showing signs of mold or disease were discarded. Seedlings were placed in wax-lined boxes and stored at  $3 \pm 1$  °C (Macey and Arnott 1986; van den Driessche 1991a) for eight weeks before further testing.

**Table 1.1.** Measured air temperature, photosynthetically active radiation (PAR), photoperiod and humidity during seedling growth from germination to the hardening off stage. The three values in the humidity column during the early and rapid growth represent the three experimental treatment chambers. Values are means  $\pm$  SD.

| Seedling<br>Growth Phase | Duration<br>weeks | Air Temperature °C |       | PAR   | Photoperiod         | RH             |
|--------------------------|-------------------|--------------------|-------|---|---------------------|----------------|
|                          |                   | day                | night | $\mu\text{mol}\cdot\text{m}^{-2}\cdot\text{s}^{-1}$ | h·day <sup>-1</sup> | %              |
| <i>Germination</i>       | 0-3               | 20.0 $\pm$ 2.2     | 18    | 380 $\pm$ 20  | 18                  | 78 $\pm$ 5.3   |
| <i>Early Growth</i>      | 3-10              | 19.9 $\pm$ 1.2     | 18    | 375 $\pm$ 35  | 18                  | 31.0 $\pm$ 2.8 |
|                          |                   |                    |       |   |                     | 48.7 $\pm$ 3.3 |
|                          |                   |                    |       |   |                     | 80.4 $\pm$ 0.9 |
| <i>Rapid Growth</i>      | 10-19             | 20.0 $\pm$ .98     | 18    | 375 $\pm$ 27  | 18                  | 31.0 $\pm$ 2.8 |
|                          |                   |                    |       |   |                     | 48.7 $\pm$ 3.3 |
|                          |                   |                    |       |   |                     | 80.4 $\pm$ 0.9 |
| <i>Bud Initiation</i>    | 19-21             | 12.0 $\pm$ 1.1     | 10    | 380 $\pm$ 18  | 14                  | 33.1 $\pm$ 4.0 |
|                          |                   |                    |       |   |                     | 47 $\pm$ 8.6   |
| <i>Stem Finishing</i>    | 21-24             | 12.0 $\pm$ 1.1     | 10    | 370 $\pm$ 31  | 14                  | 33.1 $\pm$ 4.0 |
|                          |                   |                    |       |   |                     | 47 $\pm$ 8.6   |

**Table 1.2.** Conversion of relative humidity (RH) to vapor pressure deficit (VPD) for the three experimental treatments.

| Treatment | Temperature °C |       | RH (%) |       | VPD (kPa) |       |
|-----------|----------------|-------|--------|-------|-----------|-------|
|           | Day            | Night | Day    | Night | Day       | Night |
| 30% RH    | 20             | 17    | 30     | 30    | 1.63      | 1.40  |
| 50% RH    | 20             | 17    | 50     | 50    | 1.17      | 0.95  |
| 80% RH    | 20             | 17    | 80     | 80    | 0.47      | 0.45  |

### *Seedling Measurements*

#### Growth

Seedling height (n=45) was recorded approximately every two weeks, from six to 26 weeks after sowing. Measurements were made from the top of the soil plug to the tips of the terminal needles (Thompson 1985). Root collar diameter (RCD) measurements commenced after week 10, and were made approximately 0.5 cm above the soil plug (Thompson 1985).

#### Frost tolerance

Frost tolerance measurements were conducted between weeks 20 and 21 on seedlings that were still unhardened. Seedlings were tested at temperatures of -6, -8, -10, -12 and -14°C, with n=6 seedlings per temperature per treatment. Frost tolerance was measured using the electrolyte leakage method (Glerum 1985), with a Fisher model C33 conductivity meter (Fisher Scientific, Ontario, Canada). For this experiment, the distal 4-5 cm of the uppermost shoots were used, and total electrolytes were expressed by placing the shoots in test tubes filled with deionised water, and immersing the tubes into a boiling water bath for 60 min.

## Epicuticular wax extraction

Once seedlings reached 26 weeks, approximately 10 seedlings from each treatment were randomly selected, the shoots rinsed with deionised water and immersed in liquid nitrogen to facilitate removal of needles. The needles were then freeze-dried and stored at -20°C until the time of analysis. To quantify the epicuticular wax content, approximately 20 mg (13-18 needles) were weighed out then placed in a glass test tube. Chloroform (3.0 ml) was added to the tube (Walton 1990; Gulz 1994), then it was vortexed for 30 s to chemically remove the epicuticular wax. The chloroform was decanted through two layers of cheesecloth to prevent needle loss, then the needles were dried for four days and re-weighed.

## Bud flush

Sixty seedlings from each treatment were removed from cold storage and divided into two groups, with 30 seedlings per treatment per group. One seedling from each treatment was planted into a 4 L pot containing the peat:vermiculite soil mixture, for a total of three seedlings per pot, and 30 pots per group. Seedlings were placed under similar conditions (Table 1.4) with the exception of the RH. The first group was subjected to 42% RH, and the second 73% RH. All seedlings were monitored every three days for signs of terminal and lateral bud flush. Bud flush was defined as having at least 1.0 mm of new needle tissue exposed, and was recorded for all 30 seedlings. Results were recorded as the cumulative percentage of seedlings within a treatment that had flushed their terminal, or at least one lateral bud from the time of potting.

## Needle and shoot morphology

Needle density and needle length was measured in three groups of seedlings (n=15 seedlings per treatment). The first group consisted of seedlings that were directly removed from cold storage, and represented first year treatment effects. The second group contained seedlings that had flushed and grown for eight weeks under 42% RH representing seedlings under lower RH conditions, and the third group were

seedlings that had flushed and grown under 73% RH, representing seedlings that had grown under higher RH conditions. Measurements for density and length were made on needles that grew at approximately half way up the shoot, and did not include needles that were either still expanding or that might have been affected by hardening off. Needle density was measured as the number of needles produced per 1.0 cm section of stem.

### Drought resistance

Drought resistance was determined in seedlings that were flushed and grown under 73% RH. There was not enough new shoot tissue to allow comparable measurements on seedlings flushed and grown under 42% RH. To determine water stress level, soil water availability was calculated as the percent dry-down weight of the potted seedlings. The pots were watered to saturation, left for 30 min. to stop dripping, then weighed. This weight was taken as 100% pot saturation, and used as a baseline to determine percentage dry-down weights. As pots dried down during the experiment, they were re-weighed and the weight stated as a percentage of pot saturation. The second method involved measuring the shoot xylem water potential, using a Scholander pressure chamber (PMS Instrument Co., Corvallis, OR). Drought effects on seedling photosynthesis, transpiration, and stomatal conductivity were measured using an LCA-4 infra-red gas analyzer (IRGA, Analytical Development Company Ltd., Hoddesdon, U.K.). The measurements were made throughout the drought experiment, until water potentials of the seedlings reached below -2 MPa, or approximately 30% pot saturation weight. At that time, the seedlings were re-watered, and their recovery from water stress was measured three and five days after watering.

### Gas exchange

Net assimilation (NA, or photosynthesis), transpiration (E) and stomatal conductance ( $g_s$ ) were measured in seedlings flushed under 42% and 73% RH conditions. Sample size was 6 seedlings per treatment, with four measurements per seedling being averaged. Gas exchange was measured using an IRGA fitted with a



:

conifer cuvette. Leaf area was determined from scanned images of the needles, and calculated using Sigma Scan Pro 3.0 software from Jandel Scientific.

“

—

## Results

### Growth

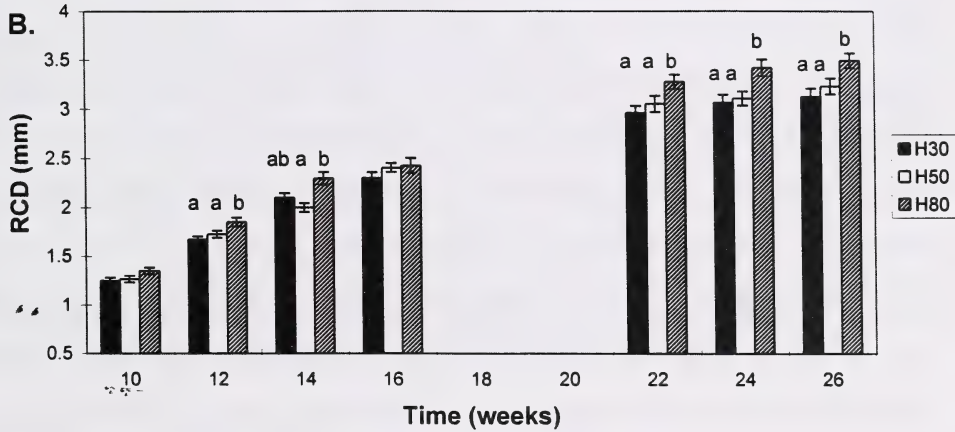
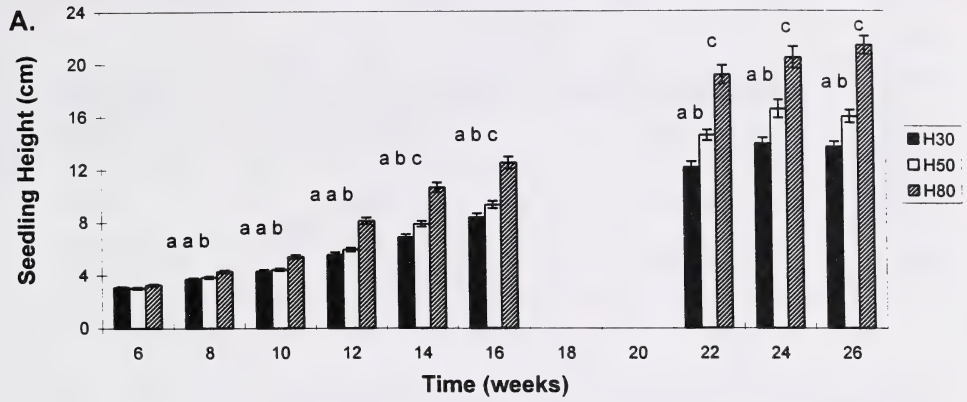
By week 8, low and moderate humidity significantly ( $P=0.04$ ) reduced seedling height growth, compared to seedlings from the 80% RH treatment (Figure 1.1a). At week 14 (eight weeks of RH treatment), significant height differences were found between the 30% and 50% RH treatments. Treatment effects on RCD followed the same general trend as the height data (Figure 1.1b). Significant ( $p=0.02$ ) differences in RCD between the 80% RH and the 30% and 50% RH seedlings were not apparent until week 12, when the 80% treatment seedlings showed a larger diameter. This trend continued until week 26. No significant differences in RCD were found between the 30% and 50% RH seedlings throughout the experiment.

### Frost tolerance

In general, unhardened seedlings from all treatments were found to lose hardiness between  $-6$  and  $-8$  °C (data not shown). However, ANOVA results indicated no significant treatment (humidity), or treatment and temperature interaction effects on the frost tolerance of the seedlings.

### Epicuticular wax

Seedlings reared under 50% RH produced needles that had significantly lower dried weight than those reared under 80% RH (Table 1.3). The 30% RH needles produced marginally greater ( $p=0.056$ ) quantities of wax compared to those reared under the 80% RH conditions, when expressed on a per gram of dried tissue basis. There was a clear trend in the quantity of epicuticular wax produced, when expressed as a percent of needle dry weight (Table 1.3), with decreasing quantities associated with increasing humidity. However, the differences were not statistically significant.



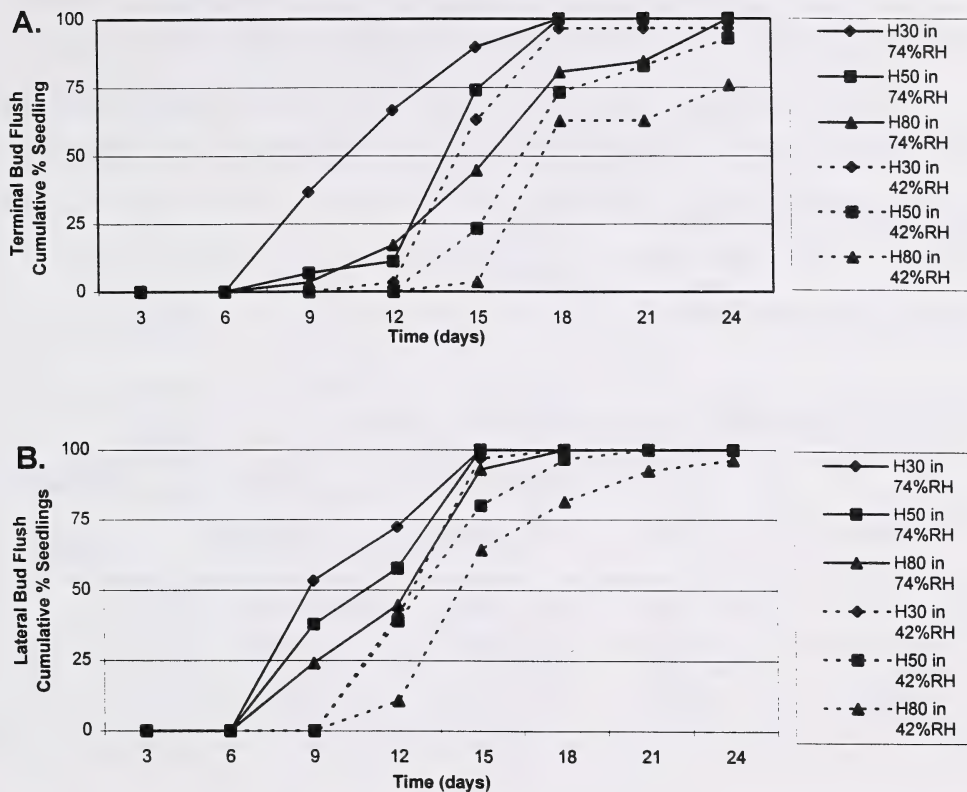
**Figure 1.1.** Shoot height (A) and RCD (B) growth of seedlings reared under 30% (H30), 50% (H50) or 80% (H80) RH. Means ( $\pm$  SE) with the same letter are not significantly different at the 0.05 level, based on a Tukey's test; n=45 per treatment.

**Table 1.3.** Needle epicuticular wax content of humidity treated seedlings. Values are means ( $\pm$  SE); n=10 seedlings. Means with the same letter within a column are not statistically significant, based on a Tukey's test.

|               | <b>Mean Needle Dry Weight<br/>(mg)</b> | <b>Mean Wax Produced<br/>(mg / g dried needles)</b> | <b>Wax Quantity<br/>(% needle dry weight)</b> |
|---------------|--|---|---|
| <i>30% RH</i> | 1.28 (.31) ab                          | 16.2 (2.95) a                                       | 0.77 a  |
| <i>50% RH</i> | 1.00 (.22) a                           | 14.3 (3.30) ab                                      | 0.71 a  |
| <i>80% RH</i> | 1.54 (.39) b                           | 12.8 (1.83) b                                       | 0.62 a  |

### Bud flush

Table 1.4 lists the two experimental conditions under which seedlings were flushed and grown following cold storage. Figure 1.2a shows that under conditions of 74% RH, seedlings from all three treatments flushed their terminal buds nine days after potting, but the 30% RH seedlings flushed a greater proportion of terminal buds. By day 18, terminal buds flushed in all seedlings from the 30% and 50% treatments, while those from the 80% treatment required an additional six days. Under 43% RH conditions, seedlings from all treatments took longer to flush their terminal buds compared to the same seedlings flushed under 74% RH. Under the lower humidity conditions, the 30% RH seedlings first flushing on day 12, while the 50% and 80% RH seedlings required an additional three days. By day 18 most of the 30% RH seedlings had flushed their terminal buds, compared to day 24 for the 50% and 80% seedlings.



**Figure 1.2.** Effects of humidity on terminal (A) and lateral (B) bud flush of white spruce seedlings. The seedlings were originally grown under 30% (H30), 50% (H50) or 80% (H80) RH conditions, set dormant, then flushed under 42% RH and 74% RH. 30 seedlings per treatment were measured.

Lateral bud flush (Figure 1.2b) under 74% RH followed the same general trend as that of the terminal buds. Seedlings from all treatments showed signs of lateral bud flush by day nine, but again, a greater proportion of flushing buds were from the 30% RH treatment, followed by the 50% and finally the 80% RH treatment. By day 15, all seedlings from the 30% and 50% treatments completed their lateral bud flushing, but seedlings from the 80% RH treatment required an additional three days. Under the 42% RH conditions, lateral bud flush occurred for all three treatments by day 9, three days later compared to seedlings flushed under 74% RH.

**Table 1.4.** Experimental RH conditions for the bud flush experiment.

| <b>Environment</b> | <b>RH</b><br>(%) | <b>Air Temperature</b><br>(°C day/night) | <b>PAR</b><br>( $\mu\text{mol}/\text{m}^2/\text{s}$ ) | <b>Photoperiod</b><br>(h) |
|--------------------|------------------|--|---|---------------------------|
| Low Humidity       | 42.2 $\pm$ 2.2   | 21/18                                    | 385 $\pm$ 25  | 18                        |
| High Humidity      | 73.7 $\pm$ 3.4   | 21/18                                    | 390 $\pm$ 10  | 18                        |

### Needle and shoot morphology

In the sample of seedlings removed from cold storage, the 30% and 50% RH seedlings were similar in height, but the 80% RH seedlings were significantly taller (Table 1.5). After flushing under 74% RH, there were no significant differences in final seedling height between all three treatments. However, there were significant ( $p=0.0001$ ) treatment effects on both the length of new shoots, and the ratio of new to old shoot length. The 80% RH seedlings had greater RCD after hardening compared to the 30% and 50% seedlings (Table 1.5). When grown under 74% RH, the 30% RH seedlings had a smaller RCD ( $p=0.0398$ ) compared to seedlings from the 50% and 80% RH treatments (Table 1.5).

**Table 1.5.** Height and RCD of seedlings from the three humidity treatments. Hardened seedlings refers to those removed from cold storage, while flushed seedlings refers to those grown under 74% RH for approximately eight weeks. Means ( $\pm$  SE) with the same letter within a column are not statistically significant at the  $p=0.05$  level, based on a Tukey's test;  $n=30$  seedlings per treatment.

|                          | <b>Hardened<br/>Seedlings</b> | <b>Seedlings Flushed<br/>under 74% RH</b> | <b>Absolute New<br/>Growth</b> | <b>% New Growth<br/>Increase</b> |
|--------------------------|-------------------------------|---|--------------------------------|----------------------------------|
| <b>Shoot Height (cm)</b> |                               |   |                                |                                  |
| 30% RH                   | 16.7 (1.08) a                 | 29.5 (1.41) a                             | 15.7 (1.14) a                  | 52.9 (1.70) a                    |
| 50% RH                   | 18.7 (1.70) a                 | 28.6 (1.13) a                             | 11.8 (0.81) b                  | 40.9 (2.06) b                    |
| 80% RH                   | 25.3 (2.26) b                 | 30.5 (1.45) a                             | 8.06 (1.11) c                  | 26.0 (2.30) c                    |
| <b>RCD (mm)</b>          |                               |   |                                |                                  |
| 30% RH                   | 2.96 (0.074) a                | 5.17 (0.158) a                            | 2.21 (0.273) a                 | 40.9 (1.74) a                    |
| 50% RH                   | 3.05 (0.082) a                | 5.71 (0.168) b                            | 2.66 (0.290) a                 | 45.1 (1.58) a                    |
| 80% RH                   | 3.37 (0.068) b                | 5.91 (0.237) b                            | 2.54 (0.399) a                 | 41.9 (2.20) a                    |

Hardened seedlings showed a significant ( $p=.0001$ ) treatment effect on needle length, with the 30% RH seedlings having the shortest needles and the 80% RH seedlings the longest (Table 1.6). After flushing under 42% RH, the reverse trend was observed, with the 80% RH seedlings producing significantly shorter needles compared to the 30% and 50% RH seedlings. However, when the seedlings were flushed under 74% RH, no significant differences in needle length were found. For needle density, lower humidity was found to produce significantly ( $p=.0002$ ) denser needles in the 30% and 50% RH seedlings, when measured in seedlings removed from cold storage (Table 1.6). After flushing under 42% RH, the reverse trend was seen, with the 30% and 50% RH seedlings producing significantly ( $p=.0001$ ) lower needle densities than the 80% RH treatment seedlings. When seedlings were flushed under the 74% RH, the 30% and 50% RH seedlings had significantly lower needle density than the 80% RH seedlings.

**Table 1.6** Needle length, and needle density in seedlings removed from cold storage (hardened), and in seedlings flushed under either 42% or 74% RH. Means ( $\pm$  SE) with the same letter within a column are not statistically significant at the  $p=0.05$  level, based on a Tukey's test;  $n=30$  seedlings per treatment.

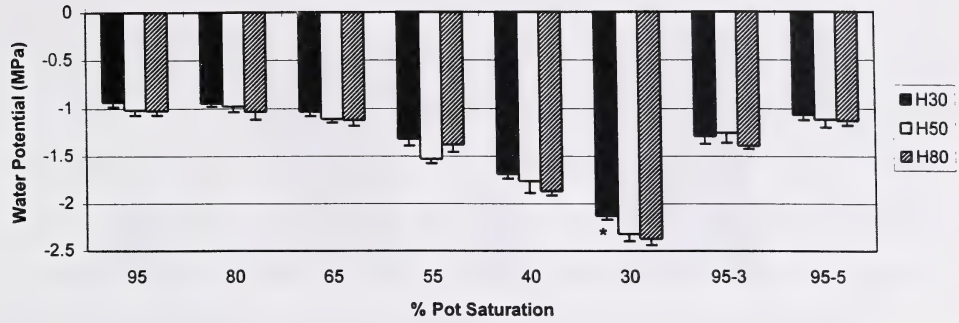
|   | <b>Hardened</b>       | <b>Flushed under<br/>42% RH</b> | <b>Flushed under<br/>74% RH</b> |
|---|-----------------------|---------------------------------|---------------------------------|
| <b>Needle Length (cm)</b>   |                       |                                 |                                 |
| <i>30% RH</i>   | 1.65 (0.074) <b>a</b> | 2.12 (0.059) <b>a</b>           | 2.18 (0.10) <b>a</b>            |
| <i>50% RH</i>   | 1.96 (0.065) <b>b</b> | 1.93 (0.080) <b>a</b>           | 2.13 (0.050) <b>a</b>           |
| <i>80% RH</i>   | 2.21 (0.070) <b>c</b> | 1.60 (0.073) <b>b</b>           | 1.98 (0.051) <b>a</b>           |
| <b>Needle Density<br/>(#needles <math>\text{cm}^{-1}</math> stem)</b> |                       |                                 |                                 |
| <i>30% RH</i>   | 33.0 (1.78) <b>a</b>  | 24.7 (1.53) <b>a</b>            | 16.7 (1.08) <b>a</b>            |
| <i>50% RH</i>   | 29.5 (1.12) <b>a</b>  | 27.9 (2.13) <b>a</b>            | 18.7 (1.40) <b>a</b>            |
| <i>80% RH</i>   | 23.5 (1.24) <b>b</b>  | 34.3 (2.04) <b>b</b>            | 25.3 (2.20) <b>b</b>            |

### Drought resistance

There were no significant humidity effects on net assimilation or transpiration immediately prior to, and during the drought stress, or in recovery from drought (data not shown). Apparent differences in seedling water potentials were found during the drought (at 55% pot saturation) and during recovery from drought (three days after re-watering, Figure 1.4), but these were due to a blocking effect, not a treatment effect.

There were significant humidity conditioning effects on seedling water potential during the severe drought stress (30% pot saturation, Figure 1.4), when the 30% RH seedlings maintained significantly ( $p=.0264$ ) higher water potentials compared to the 50% and 80% RH seedlings. Seedlings from all treatments recovered to similar water potential levels three and five days after being re-watered.



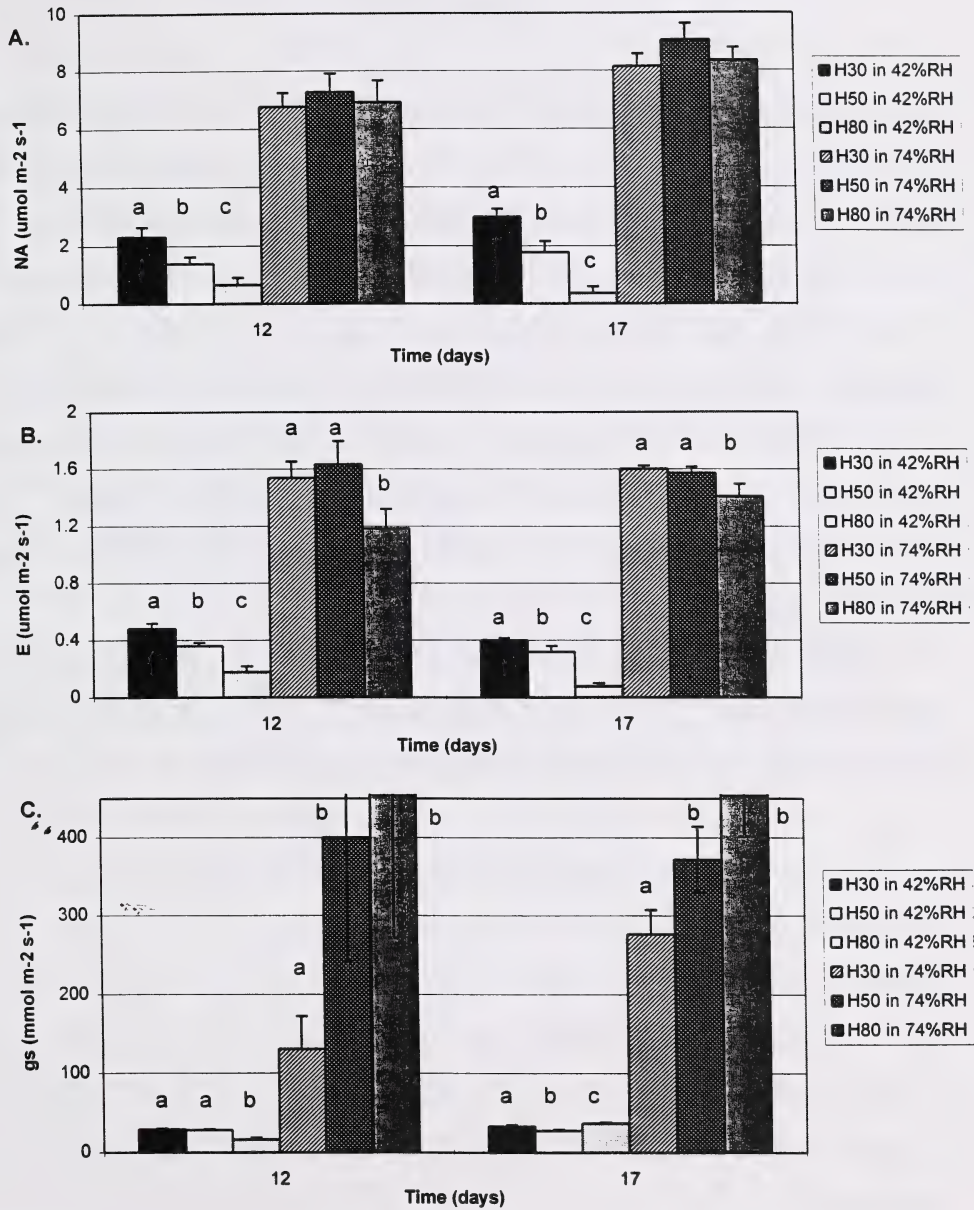


**Figure 1.4** Shoot xylem water potentials in 21-week-old seedlings during a water stress experiment. Recovery from drought is indicated three days after re-watering (95-3) and five days after watering (95-5). Values are mean ( $\pm$  SE);  $n=6$  seedlings per treatment. \* indicates significance at the 0.05% level, based on a Tukey's test.

## Gas exchange

There were no significant differences in NA between seedlings from the three humidity treatments that were flushed and grown under 74% RH (Figure 1.3a). Small but significant ( $p=0.046$ ) treatment differences in NA occurred between seedlings measured under the 43% RH conditions, with the 30% RH seedlings maintaining the highest NA values, followed by the 50% and 80% RH seedlings. All NA levels were significantly higher when measured under the 74% RH conditions compared to the 42% RH.

For seedlings flushed under 74% RH, the 80% RH seedlings maintained significantly lower E levels compared to the 30% and 50% RH seedlings (Figure 1.3b). Under the 42% RH conditions, the 30% RH seedlings had significantly higher E values compared to the 50% RH seedlings, which in turn were significantly higher than in the 80% RH seedlings. When measured under 42% RH on day 12, the 30% and 50% RH seedlings had significantly higher  $g_s$  values compared to the 80% RH seedlings (Figure 1.3c). However, when measured on day 17, the 80% RH seedlings had the highest stomatal conductance values.



**Figure 1. 3.** Net assimilation (A), transpiration (B) and stomatal conductance (C) of white spruce seedlings initially grown under either 30% (H30), 50% (H50) or 80% (H80) RH, then subsequently flushed and grown under 42% or 74% RH. Measurements were made 12 and 17 days after potting seedlings. Values are means ( $\pm$  SE), and  $n=6$  seedlings per treatment.

## Discussion

In this experiment, humidity had a significant influence on the growth of white spruce seedlings. These results agree with the observations of Krizek et al. (1971) and Morrison Baird and Webster (1978). Plants respond to high transpirational loss by closing their stomata, even if there is an adequate water supply to the roots (Grantz and Meinzer 1990; Larcher 1995; Percival et al. 1996). Stomatal closure, in turn, can lead to a decrease in rates of photosynthesis and transpiration (Nonami et al. 1990; Assmann et al. 1991; Wieser and Havranek, 1996). Together these factors could account for the lower growth found in the present experiment in the low and moderate humidity grown seedlings compared to the high humidity seedlings. However, reducing RH from 50% to 30% did not result in a further decrease in RCD. Therefore, maintaining greenhouse VPD below 1.0 kPa, as currently recommended (Landis et al. 1989), may produce seedlings with larger stem diameters.

Waxes which are soluble in chloroform represent the greatest barrier to water vapor diffusion (Hadley and Smith 1990). The amount of chloroform-removed wax, expressed as a percent of seedling weight, was slightly higher but still in agreement with previously published values for white spruce seedlings (Tulloch 1987). Wax quantity per gram of dried tissue was higher in the 30% compared to the 80% RH needles, but comparable to values reported by Guenthardt (1984), and Cape and Percy (1993). Since large differences in wax quantity was not found between the three treatments, it is unlikely that low humidity levels per se induce a greater quantitative production of epicuticular for white spruce seedlings. However, further studies on how low humidity might influence the qualitative production of these waxes as recommended. The 50% RH seedlings had the lowest weight per needle, but significantly longer needles compared to the 30% RH seedlings. This suggests that lower humidity levels may have an effect on the needle anatomy.

In the current study lower humidity levels (42% RH) delayed the onset of seedling lateral or terminal bud flush by approximately 3-9 days. These results have two implications. First, that humidity as a factor per se may affect the initial timing of bud flush. Second, that extent to which humidity modifies the

timing of bud flush depends on the humidity levels present before bud set. In a review of the effects of environmental conditions on bud dormancy, Lavender (1985) acknowledges moisture, photoperiod, temperature and nursery cultural regime as major factors that can contribute to delayed seedling bud flush, but did not discuss humidity as a factor *per se*. It is possible that atmospheric water stress may be a factor which influences the timing of bud flush, by placing a high transpirational demand on the seedlings.

Plants adapt their morphological characteristics in response to the environmental conditions under which they are grown (Kimmons 1987; Leverenz and Hinckley, 1990; Reich et al. 1996; Sprugel et al. 1996; Man and Loeffers 1997). This study found that humidity is a factor in determining seedling shoot and needle morphology, as 30% RH produced needles that were both shorter and more densely spaced than the higher RH-grown seedlings. However, when these seedlings were subsequently flushed under 42% RH, the 30% RH seedlings produced longer needles compared to those from the higher humidity treatments. This suggests that the humidity conditions before bud set will modify the morphology of the subsequent year's needles. Possible reasons for this is that the 30% RH seedlings became physiologically adapted to lower humidity levels, allowing them to have relatively greater growth under subsequent, similar conditions. Physiological adaptive mechanisms could include modified stomatal sensitivity, increased seedling water use efficiency, or possibly, osmotic adjustment.

Although the 30% and 50% seedlings were initially shorter than the 80% RH seedlings, subsequently growing them under 74% RH resulted in overall similar seedling heights, but smaller RCD in the 30% RH seedlings. This suggests that initial humidity effects on shoot length are not persistent under higher humidity levels, and that the growth priorities of the 30% RH seedling was on shoot elongation rather than radial growth. It would be interesting to see if this trend would continue for a third growing season, and whether any physiological benefits incurred through the initial adaptation of seedlings to low humidity, would remain after the second growing season.

When water is withheld from a plant, drought stress occurs slowly, allowing plants time to make water-conserving physiological adjustments such as altered stomatal sensitivity, increased osmotic potential, or increased water use efficiency (Zwiazek and Blake 1989; Koppenaar et al 1991; Zwiazek 1991; Edwards and Dixon 1991). Since these parameters were not measured throughout this experiment, it

is unclear how the low humidity seedlings were able to maintain higher water potentials during the severe drought. Seedling recovery from drought was measured three days after re-watering, and no treatment differences were found. However, it is possible that treatment effects on seedling recovery might have occurred within the first 48 hours after re-watering.

Gas exchange parameters were reduced when measured for the lower, compared to the higher, humidity grown seedlings. Under 74% RH conditions, stomatal conductance values for the 30% RH seedlings were significantly lower, while photosynthesis and transpiration values were similar or higher to the other two treatments. Under the 42% RH conditions, higher photosynthesis, transpiration and stomatal conductance values were found for the 30% compared to the 50% and 80% RH seedlings. These results suggest that, 1) lower RH conditions reduces seedling photosynthesis, transpiration and stomatal conductance, 2) low RH conditions during initial seedling production may physiologically adapt seedlings to maintain higher gas exchange rates under subsequent conditions of low humidity. The interactive effects of light, humidity and temperature may induce different stomatal responses in certain species (Nonami et al. 1990), but changes in stomatal sensitivity should also be considered as possible adaptation mechanisms. Further studies to identify the specific physiological adaptation mechanisms displayed in the current study are required.

## Conclusions

Rearing white spruce seedlings under lower than currently recommended humidity levels significantly affected seedling morphology and physiology. These changes may prepare the seedlings for subsequent growth under low and moderate humidity conditions in the field, and result in improved growth under lower humidity conditions. Mechanisms of adaptation were not addressed by this project and are recommended for future studies. Specifically, determining how low humidity induces changes in seedling physiology to increase their drought resistance, how humidity influences the type of epicuticular wax produced under low as compared to high humidity conditions, and to further determine low humidity effects the root morphology and hydraulic conductivity of the seedlings.

## References

- Assmann, S.M. and Gershenson, A. 1991. The kinetics of stomatal response to VPD in *Vicia faba*: electrophysiological and water relations models. *Plant, Cell and Environment*. 14: 455-465.
- Balisky, A.C and Burton, P.J. 1995. Root-zone soil temperature variation associated with microsite characteristics in high-elevation forest openings in the interior of British Columbia. *Agricultural and Forest Meteorology*. 77: 31-54.
- Cape, J.N. and Percy, K.E. 1993. Environmental influences on the development of spruce needle cuticles. *New Phytology*. 125: 787-799.
- Collatz, G.J.; Ball, J.T.; Grivet, C. and Berry, J.A. 1991. Physiological and environmental regulation of stomatal conductance, photosynthesis and transpiration: A model that includes a laminar boundary layer. *Agricultural and Forest Meteorology*. 54: 107-136.
- DeYoe, D.E., MacDonald, J.E., and Owens, J.N. 1988. Culturing and preconditioning that improve bud development and cold hardiness of containerized Douglas fir seedlings. *Proceedings, 10th North American Forest Biology Workshop, Vancouver, B.C.*, 254 p.
- Dunsworth, G.B. 1997. Plant quality assessment: an industrial perspective. *New Forests*. 13: 439-448.
- Duryea, M.L. 1985. Evaluating seedling quality: principles, procedures and predictive abilities of major tests. Workshop held October 16-18, 1984. Forest Research Laboratory, Oregon State University, Corvallis.
- Elad, Y.; Malathrakis, N.E. and Dik, A.J. 1996. Biological control of Botrytis-incited diseases and powdery mildews in greenhouse crops. *Crop Protection*. 15: 229-240.
- Gaffney, J.J. 1978. Humidity: Basic principles and measurements techniques. *Hortscience*. 13:551-555.
- Glerum, C. 1985. Frost hardiness of coniferous seedlings: Principles and applications. *Proceedings: Evaluating seedling quality: principles, procedures and predictive abilities of major tests*. Edited by M.L. Duryea. Workshop held October 16-18, 1984. Forest Research Laboratory, Oregon State University, Corvallis p. 107-123.



- Goto, E.; Ohta, H; Iwabuchi, K. and Takakura, T. 1996. Measurements of net photosynthetic and transpiration rates of spinach and maize plants under hypobaric conditions. *Journal of Agricultural Meteorology*. 52: 117-123.
- Grantz, D.A. and Meinzer, F.C. 1990. Stomatal response to humidity in a sugarcane field: Simultaneous porometric and micrometeorological measurements. *Plant and Cell Environment*. 13: 27:38.
- Guenthardt, M.S. 1984. Epicuticular wax of *Picea abies* needles. In: *Structure, Function and Metabolism of Plant Lipids*. Siegenthaler, P.A. and Eichenberger, W. (Eds). Elsevier Science Publishers, New York p. 499-502.
- Gulz, P.G. 1994. Epicuticular wax in the evolution of the plant kingdom. *Journal of Plant Physiology*. 143: 453-464.
- Hadley, J.L. and Smith, W.K. 1984. Influences of leaf surface wax and area to water content ratio on cuticular transpiration in western conifers, USA. *Canadian Journal of Forest Research*. 20: 1306-1311.
- Jordan, D.N. and Smith, W.K. 1995. Microclimate factors influencing the frequency and duration of growth season frost for subalpine plants. *Agricultural and Forest Meteorology*. 77: 17-30.
- Kimmons, H. 1987. *Forest Ecology*. Macmillian Publishing Co., New York. 531 p.
- Kimmons, H. 1997. *Balancing act: environmental issues in Forestry*. 2nd Ed. UBC Press, Vancouver. 305 p.
- Koppelaar, R.S.; Tschaplinski, T.J.; and Colombo, S.J. 1991. Carbohydrate accumulation and turgor maintenance in seedling shoots and roots of two boreal conifers subjected to water stress. *Canadian Journal of Botany*. 69: 2522-2528.
- Krizek, D.T.; Bailey, W.A. and Klueter, H.H. 1971. Effects of relative humidity and type of container on the growth of F1 hybrid annuals in controlled environments. *American Journal of Botany*. 58: 544-551.
- Lamhamedi, M.S.; Bernier, P.Y. and Herbert, C. 1997. Effect of shoot size on the gas exchange and growth of containerized *Picea mariana* seedlings under different watering regimes. *New Forests*. 13: 209-223.

- Landis, T.D., Tinus, R.W., McDonald, S.E., and Barnett, J.P. 1989a. Seedling nutrition and irrigation, Vol. 4. The container tree nursery manual. Agric. Handbk. 674. Washington, DC: US Department of Agriculture, Forest Service, 119 p.
- \_\_\_\_\_ 1989b. The biological component: nursery pests and mycorrhizae. Vol. 5. The container tree nursery manual. Agric. Handbk. 674. Washington, DC: US Department of Agriculture, Forest Service, 171 p.
- \_\_\_\_\_ 1992. Atmospheric environment, Vol. 3. The container tree nursery manual. Agric. Handbk. 674. Washington, DC: US Department of Agriculture, Forest Service, 145 p.
- Larcher, W. 1995. Physiological plant ecology. Third Ed. Springer-Verlag, New York, 506 p.
- Lavender, D.P. 1985. Bud dormancy. In Proceedings: Evaluating seedling quality: principles, procedures and predictive abilities of major tests. Edited by M.L. Duryea. Workshop held October 16-18, 1984. Forest Research Laboratory, Oregon State University, Corvallis, p. 7-15.
- Laverenz, J.W. and Hinckley, T.M. 1990. Shoot structure, leaf area index and productivity of evergreen conifer stands. *Tree Physiology*. 6: 135-150.
- Macey, D.E. and Arnott, J.T. 1986. The effect of moderate moisture and nutrient stress on bud formation and growth of container-grown white spruce seedlings. *Canadian Journal of Forest Research*. 16: 949-954.
- Man, R. and Liefers, V. 1997. Seasonal photosynthetic responses to light and temperature in white spruce (*Picea glauca*) seedlings planted under an aspen (*Populus tremuloides*) canopy and in the open. *Tree Physiology*. 17: 437-444.
- Marsden, B.J., Liefers, V.J., and Zwiazek, J.J. 1996. The effects of humidity on photosynthesis and water relations of white spruce seedlings during the early establishment phase. *Canadian Journal of Forest Research*. 26: 1015-1021.
- Marshall, J.D. Carbohydrate status as a measure of seedling quality. Proceedings: Evaluating seedling quality: principles, procedures and predictive abilities of major tests. Edited by M.L. Duryea. Workshop held October 16-18, 1984. Forest Research Laboratory, Oregon State University, Corvallis, p. 49-58.

- Morrison Baird, L.A. and Webster, B.D. 1978. Relative humidity as a factor in the structure and histochemistry of plants. *Hortscience*. 13: 8-10.
- Percival, D.C.; Proctor, J.T.A. and Tsujita, M.J. 1996. Whole plant net CO<sub>2</sub> exchange of raspberry as influenced by air and root-zone temperature, CO<sub>2</sub> concentration, irradiation and humidity. *Journal of the American society for Horticultural Science*. 121: 838-845.
- Proctor, S.K. 1996. Customer perspectives and outplanting performance. In: Landis, T.D.; South, D.B., tech. coords. National Proceedings, Forest and Conservation Nursery Associations. Gen. Tech. Rep. PNW-GTR-389. Portland, OR: U.S. Department of Agriculture, Forest Service, Pacific Northwest Research Station, p. 202-206.
- Reich, P.B.; Oleksyn, J.; Modrzyński, J. and Tjoelker, M.G. 1996. Evidence that longer needle retention of spruce and pine populations at high elevations and high latitudes is largely a phenotypic response. *Tree Physiology*. 16: 643-647.
- Ritchie, G.A. 1985. Root growth potential: Principles, procedures and predictive ability. In Proceedings: Evaluating seedling quality: principles, procedures and predictive abilities of major tests. Edited by M.L. Duryea. Workshop held October 16-18, 1984. Forest Research Laboratory, Oregon State University, Corvallis, p. 93-106.
- Seiler, J.R. and Johnson, J.D. 1984. Abnormal needle morphology in Loblolly pine induced by low humidity. *Hortscience*. 19: 521-522.
- Sprugel, D.G.; Brooks, J.R. and Hinckley, T.M. 1996. Effects of light on shoot geometry and needle morphology in *Abies amabilis*. *Tree Physiology*. 16: 91-98.
- Thompson, B.E. 1985. Seedling morphological evaluation-what you can tell from looking. Proceedings: Evaluating seedling quality: principles, procedures and predictive abilities of major tests. Edited by M.L. Duryea. Workshop held October 16-18, 1984. Forest Research Laboratory, Oregon State University, Corvallis, p. 59-71.
- Tulloch, A.P. 1987. Epicuticular waxes of *Abies balsamea* and *Picea glauca*: occurrence of long-chain methyl esters. *Phytochemistry*. 26: 1041-1043.

- van de Sanden, P.A.C.M. 1985. Effects of air humidity on growth and water exchange of cucumber seedlings. Preliminary report. Acta Horti. 174: 259-264.
- van den Driessche, R. 1991a. Influence of container nursery regime on drought resistance of seedlings following planting. I. Survival and growth. Canadian Journal of Forest Research. 21: 555-565.
- \_\_\_\_\_ 1991b. Influence of container nursery regime on drought resistance of seedlings following planting. II. Stomatal conductance, specific leaf area and root growth capacity. Canadian Journal of Forest Research. 21: 555-565.
- Wieser, G. and Havranek, W.M. 1996. Evaluation of ozone impact on mature spruce and larch in the field. Journal of Plant Physiology. 148: 189-194.
- Wood, B. 1995. Conifer seedling grower guide. Alberta Environmental Protection, Smokey Lake, Alberta, 78 p.
- Zaerr, J.B. 1985. The role of biochemical measurements in evaluating vigor. Proceedings: Evaluating seedling quality: principles, procedures and predictive abilities of major tests. Edited by M.L. Duryea. Workshop held October 16-18, 1984. Forest Research Laboratory, Oregon State University, Corvallis, p. 137-141.
- Zwiazek, J.J. 1991. Cell wall changes in white spruce (*Picea glauca*) needles subjected to repeated drought stress. Physiologia Plantarum. 82: 513-518.
- Zwiazek, J.J. and Blake, T.J. 1989. Effects of preconditioning on subsequent water relations, stomatal sensitivity, and photosynthesis in osmotically stressed black spruce. Canadian Journal of Botany. 67: 2240-2244.

## Chapter III

# Periodic Low Temperature Effects on the Growth, Morphology and Physiology of White Spruce Seedlings

## Introduction

During container seedling production, greenhouse air temperature is monitored closely, as it directly influences the growth and development of plants (Hellmers et al. 1970; Brix 1971; Landis et al. 1992; Wood 1995). In general, for every increase in 10°C there is a 2-3 fold increase in the rate of plant biochemical reactions (Raven et al. 1992). However, maintaining warm temperatures to favor high growth rates may not be practical during winter months, as the heating costs to the nurseries become too high (Draper and Hawkins 1989). Exposing plants to chilling affects their growth and development, the extent of which depends on the temperature, the duration of the exposure, and the sensitivity of the species (Graham and Patterson 1982; Wang 1982; Markhart 1984; Alberdi and Corcuera 1991; Anderson et al. 1994). In general, Northern conifer species, including white spruce, are relatively tolerant to chilling temperatures and are able to grow at temperatures below 10°C, although this growth is very slow (Landis et al. 1992).

Most North American tree nurseries maintain greenhouse temperatures between 17° to 25°C during the initial 18-20 weeks of seedling growth (Landis et al. 1992). This is to promote rapid shoot elongation, needle production and root development during their early and exponential growth phases (Landis et al. 1992; Wood 1995). Many northern latitude tree nurseries seed their containers during the winter months (Draper and Hawkins 1989), and therefore heating costs to the nurseries are high due to low outside temperatures. Reducing these costs by decreasing the greenhouse temperature from 16° to 10°C over an extended time period can save approximately 24% of the heating costs (Landis et al. 1992). Draper and Hawkins (1989) determined that germinating seedlings under a 20°/11°C (12h:12h) temperature regime saved up to 50% of heating costs when compared to a 20°/20°C (12h:12h) regime. They found no

significant treatment effects on seedling morphology. Periodically reducing the greenhouse temperature for a short duration may, therefore, be an important cost saving strategy.

Periodic temperature fluctuations reflect what some early spring-planted seedlings would experience in a boreal forest, where low evening and morning temperatures are followed by high afternoon temperatures (Balisky and Burton 1995; Jordan and Smith 1995). This temperature gradation is due to the loss of protective tree canopy that can no longer trap infrared energy reflected from the ground and understory plants (Balisky and Burton 1995; Jordan and Smith 1995). Previous reports have reviewed specific changes to plants as a result of acclimation to low temperatures (Levitt 1980; Alberdi and Corcuera 1991; Anderson et al. 1994, 1995). However, most reports have focused on how plants acquire an increased level of frost or chilling resistance as a result of preconditioning to low temperatures (De Yoe et al. 1988; Anderson et al. 1994, 1995; Zhao et al. 1995). Fewer studies have examined the effects of low temperature exposure on other forms of stress resistance, such as drought resistance. Van den Driessche (1991) found that reducing nursery greenhouse temperatures increased survival for lodgepole pine and white spruce seedlings after outplanting under xeric conditions, and increased the relative growth rate of Douglas-fir seedlings after outplanting. Therefore, incorporating low temperatures into nursery cultural practices may lead to an increase in the overall stock quality of conifer seedlings.

The main objectives of this study were 1) to examine the effects of periodic chilling exposure on the growth, morphological and stress resistance characteristics of white spruce [*Picea glauca* (Moench) Voss] seedlings, and 2) to determine if the initial treatment effects on growth or morphology were persistent after the second growing season, by planting seedlings into the field.

## Materials And Methods

### *Germination and early growth*

White spruce seeds were obtained from the Pine Ridge Forest Nursery (Smoky Lake, Alberta), seedlot # DS 70-9-5-91, origin Slave Lake, Alberta, elevation 670 m. A peat:vermiculite (3:1) soil mixture was adjusted to a pH of 5.5 with dolomite lime and autoclaved at 160°C for 60 min. Superblock 160 containers (60 ml cavities, Beaver Plastics, Edmonton, Alberta) were sterilized, filled with the soil mixture to a density of 0.09 g/ml (Wood 1995) and seeded. All Styroblock containers were placed in one growth chamber for germination and early growth (see Table 2.1 for environmental conditions). Soil conductivity, pH and block dry-down weights were monitored approximately every two to three weeks and adjusted as needed. Seedlings were fertilized according to Wood (1995).

### *Temperature treatments*

Temperature treatments were initiated five weeks after seeding (during the early growth phase) and ended during week 21 (stem finishing), for a total of 16.5 weeks. The experiment was a randomized block design with four treatments (three blocks per treatment) that varied based on their frequency of exposure to 5°C. The four treatments were: (1) T1/2: one day at 5°C, followed by two days under warm conditions; (2) T1/3: one day at 5°C, followed by three days at warm conditions; (3) T1/4 one day at 5°C, followed by four days at warm conditions; and (4) TC: the control seedlings, continuously grown under warm conditions. This cycling between the warm and chilling exposure was continued for 16.5 weeks. Exact environmental conditions for the warm and cold growth rooms during seedling development are shown in Table 2.1.

**Table 2.1.** Environmental conditions for the five stages of seedling growth during the temperature experiment.

| <b>Growth Phase</b>      | <b>Air Temp.</b><br>(°C) | <b>RH</b><br>(%) | <b>PAR</b><br>( $\mu\text{mol}\cdot\text{m}^{-2}\cdot\text{s}^{-1}$ ) | <b>Photoperiod</b><br>(h) |
|--------------------------|--------------------------|------------------|---|---------------------------|
| <b>1. Germination</b>    |                          |                  |   |                           |
| warm growth room:        | 20.0 ± 2.2               | 78 ± 5.3         | 380 ± 20  | 18                        |
| <b>2. Early Growth</b>   |                          |                  |   |                           |
| 5°C chamber:             | 5.0 ± 0.52               | 75 ± 4           | 390 ± 16  | 18                        |
| warm growth room:        | 20.6 ± 1.5               | 64 ± 9.1         | 375 ± 35  | 18                        |
| <b>3. Rapid Growth</b>   |                          |                  |   |                           |
| 5°C chamber:             | 5.1 ± 0.37               | 73 ± 8           | 395 ± 10  | 18                        |
| warm growth room:        | 20.9 ± 1.2               | 67.5 ± 11        | 375 ± 33  | 18                        |
| <b>4. Bud Initiation</b> |                          |                  |   |                           |
| 5°C chamber:             | 5.1 ± 0.4                | 74 ± 5           | 395 ± 10  | 14                        |
| warm growth room:        | 17.2 ± 3.6               | 61 ± 8.6         | 380 ± 20  | 14                        |
| <b>5. Stem Finishing</b> |                          |                  |   |                           |
| warm growth room:        | 12.0 ± 1.1               | 47 ± 8.6         | 370 ± 30  | 14                        |

## ***Measurements***

### **Growth**

Seedling height (n=45) was measured approximately every two weeks between week five and 25, following germination. Measurements were made between the top of the soil plug and the tips of the terminal needles (Thompson 1985). Starting at week 10, root collar diameter (RCD) was measured in 45 seedlings for each temperature treatment, approximately 0.5 cm above the soil plug (Thompson 1985).



## Drought resistance

Response to drought was measured on 21-week-old seedlings. Seedlings from each of the four treatments were kept in their original Styroblock cavities, and maintained under warm growing conditions (Table 1) for the duration of the experiment. All seedlings were well-watered the week prior to the drought experiment, and on day 0 before the experiment. On day one, mid-day shoot water potential measurements were made using a Scholander pressure chamber (PMS Instrument Co., Corvallis, Oregon), then water was withheld from the seedlings to induce a water-deficit stress. On days seven and nine, mid-day water potentials were measured again, and on day 10, the seedlings were re-watered to soil saturation. Water potentials were once again measured on day 11 to determine seedling recovery from drought. Sample size was eight seedlings per treatment.

## Frost Tolerance

Frost resistance was measured on 18-week-old, unhardened seedlings using the frost induced electrolyte leakage methods of Glerum (1985). Changes to these methods were as follows: lateral shoots located closest to the terminal leader were used instead of the terminal shoot; and seedling shoots were immersed in a boiling water bath for one hour to kill the shoots. Electrical conductivity of the solution was measured using a conductivity meter (model #32, Fisher Scientific, Edmonton, Canada), and testing temperatures of -3, -5, -7, -9, -11, -13 and -15°C were used. Temperatures were reduced in a programmable freezer by 2°C per hour, remaining at the testing temperature for another hour once it was reached. Final measurements were expressed as an index of tolerance, with low values reflecting high tolerance to that temperature, and high values reflecting loss of frost tolerance at that temperature.

## Root growth capacity

Thirty seedlings from each treatment were removed after cold storage at 2-4°C for four weeks (Van den Driessche 1991). One seedling per treatment was potted into a 14-inch square pot, for a total of four seedlings per pot. All pots were placed in a growth chamber at a 10°C with an 18-h photoperiod and 50% humidity. After 21 days, the seedlings were removed from the pot, and the number of new white roots was recorded according to two size classes: 0-0.5 cm and greater than 0.5 cm in length.

## Field measurements

Seedlings were removed after approximately five weeks in cold storage and outplanted on June 3, 1997 to three forested sites within the University of Alberta Woodbend Field Station, Devon, Alberta. Seedling height, new shoot growth and RCD were measured on September 26, 1997, after approximately 16 1/2 weeks of growth. Needle length and needle density were also measured on the previous year's growth and on new field growth (n=15).

## Statistical analysis

The experiment was a randomized block design, with four treatments and three blocks per treatment. ANOVAs were used to determine treatment effects and a Tukey's Studentized Range test (SAS statistical analysis software) was used to establish significance between treatment means. The reported data are presented as the means and standard error.

## Results

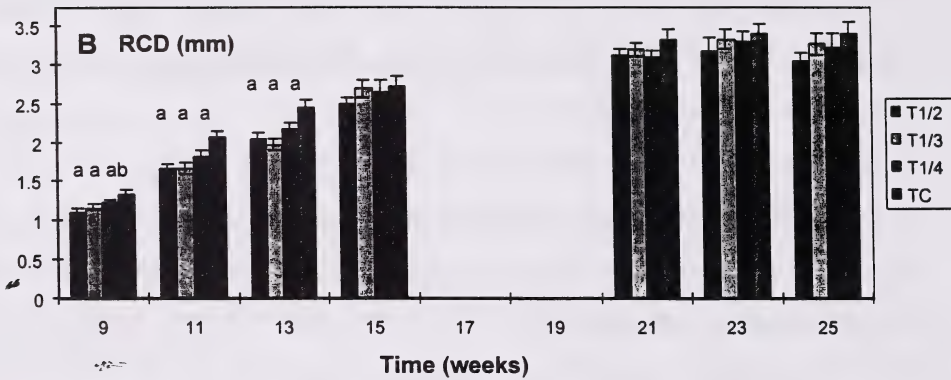
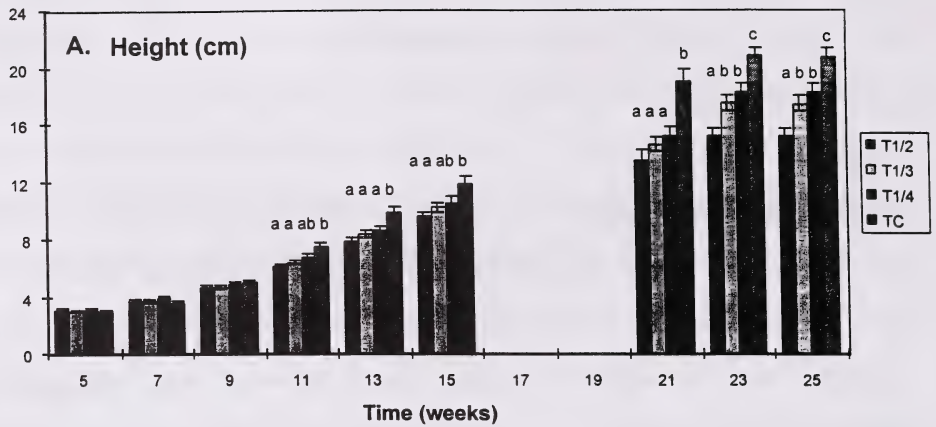
### Growth

Significant treatment effects ( $p=0.0001$ ) on seedling height were not evident until week 11, after the seedlings had entered their exponential growth phase (Figure 2.1a). At that time, the T1/2 and the T1/3 seedlings had significantly reduced height compared to the control seedlings, but there were no differences in height between the T1/4 and the control seedlings. Over the following 14 weeks, the general trend indicated that a reduction in height was proportional to the frequency of chilling exposure. By week 27, when growth had ceased and the seedlings were hardened off, the control seedlings were significantly ( $p=0.0001$ ) taller than those from the other three chilling treatments. There were no significant differences in height between the T1/4 and the T1/3 seedlings; however, the T1/2 seedlings were significantly shorter than seedlings from the remaining treatments.

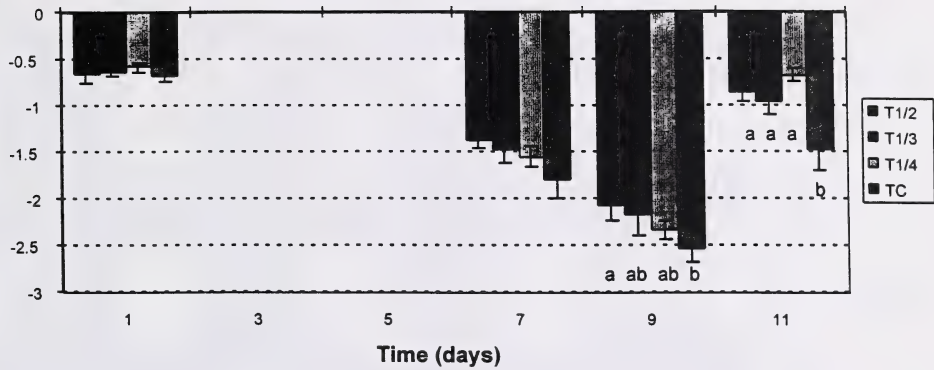
Initially, RCD of control seedlings was larger ( $P=0.041$ ) than that of the T1/2 or the T1/3 seedlings (Figure 2.1b). However, by week 15 there were no significant treatment effects on RCD, and this trend continued throughout the rest of the growth period. Apparent difference in RCD after week 13 was due to blocking rather than treatment effects.

### Drought resistance

Initial shoot water potential measurements showed no significant treatment differences, with all seedlings having water potentials between -0.6 and -0.7 MPa (Figure 2.1). In response to drought, seedlings from all treatments showed a decline in water potential. However, nine days after the drought was initiated, shoot water potentials in the T1/2 seedlings were significantly ( $p=0.03$ ) higher compared with those from the control treatment (Figure 2.2). Once the seedlings were re-watered, recovery from drought indicated a significant treatment effect ( $p=0.0006$ ), with the shoot water potentials from all chilling treated seedlings recovering faster than the control seedlings (Figure 2.2).



**Figure 2.1.** Height (A) and root collar diameter (B) of seedlings grown under one of four temperature treatments. Means ( $\pm$ SE;  $n=45$ ) with the same letter at each testing date are not significantly different at  $p=0.05$ .



**Figure 2.2** Shoot water potentials for seedlings droughted for nine days. Seedlings were watered on day nine. Means ( $\pm$ SE;  $n=45$ ) are shown. Means with the same letter on a testing date are not statistically different at the  $p=0.05$  level.

## Frost tolerance



TC seedlings showed signs of frost damage to needle tissues between approximately  $-5^{\circ}$  and  $-7^{\circ}\text{C}$ . T1/4, T1/3 and T1/2 seedlings showed damage between  $-7^{\circ}$  and  $-9^{\circ}\text{C}$ , with the T1/2 seedlings maintaining a higher percentage of green tissues at  $-7^{\circ}\text{C}$  (Figure 2.3 a-f). These results are qualitative, based on the “browning test” commonly used in tree nurseries. Quantitative results from the electrolyte leakage test were not included as total electrolytes were not fully expressed from the shoot tissues by the method used in this experiment.

## Root growth capacity

After 21 days at  $10^{\circ}\text{C}$  there were significant treatment differences in the mean number of new roots per seedling in both the 0-0.5 cm ( $p=0.042$ ), and over 0.5 cm ( $p=0.019$ ) size classes. Seedlings from the T1/2 and the T1/3 treatments had the fewest roots from both size classes compared to the control seedlings, but there were no significant differences between the T1/4 and the control treatment seedlings in both cases (Figure 2.4).

## Field experiment

After 16.5 weeks of growth in the field, the control seedlings achieved the greatest final height. However, the T1/2 treatment seedlings showed the greatest increase in height (58%), compared to 37.8% in the control seedlings (Table 2.2). There were no significant treatment effects on either needle length or the number of needles produced before or after outplanting (Table 2.2). T1/2 seedlings had the smallest RCD before planting, followed by the T1/3 and T1/4 seedlings (Table 2.3). After field growth, there were no significant differences in seedling RCD between the treatments. However, the treatments with the greater chilling exposure had the greatest percent increases in RCD over the control seedlings (Table 2.3).




**Figure 2.3** Visual results of the frost tolerance test of the temperature treated seedlings. Green seedlings indicate frost tolerance, while brown tissues indicate frost damage (intolerance). (A)  $-5^{\circ}\text{C}$ , (B)  $-7^{\circ}\text{C}$ , (C)  $-9^{\circ}\text{C}$ , (D)  $-11^{\circ}\text{C}$ .

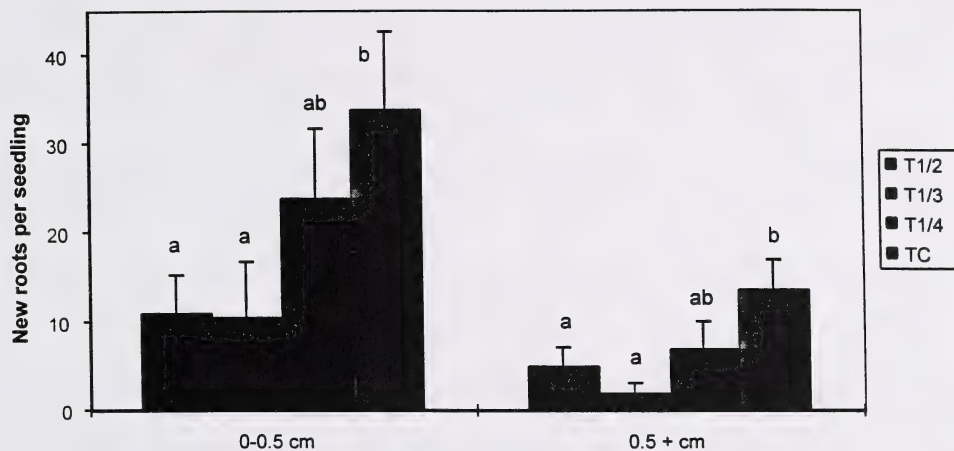
C) -9°C



D) -11°C







**Figure 2.3.** Root growth capacity of seedlings grown under one of four temperature treatments. Testing was conducted at 10°C as described in the Methods section. Means ( $\pm$  SE; n=30) are shown. Means with the same letter are not statistically different at  $p=0.05$ .

**Table 2.2.** Seedling height, needle morphology and density for seedlings from the four temperature treatments before and after outplanting. Means with the same letter within a column are not statistically different.

|             | <i>Total Height (cm)</i> |              |                 | <i>Needle Length (cm)</i> |                 | <i>Needle Density</i> |                 |
|-------------|--------------------------|--------------|-----------------|---------------------------|-----------------|-----------------------|-----------------|
|             | <i>Initial</i>           | <i>Final</i> | <i>Increase</i> | <i>Pre-</i>               | <i>Post-</i>    | <i>Pre-</i>           | <i>Post-</i>    |
|             |                          |              |                 | <i>planting</i>           | <i>planting</i> | <i>planting</i>       | <i>planting</i> |
| <b>T1/2</b> | 17.0 a                   | 27.0 a       | 58.8%           | 2.01 a                    | 1.35 a          | 23.0 a                | 17.6 a          |
| <b>T1/3</b> | 18.0 b                   | 25.7 a       | 42.8%           | 1.97 a                    | 1.32 a          | 22.4 a                | 21.8 a          |
| <b>T1/4</b> | 19.3 c                   | 24.7 a       | 28.0%           | 2.03 a                    | 1.38 a          | 24.2 a                | 21.0 a          |
| <b>TC</b>   | 20.1 c                   | 27.8 a       | 37.8%           | 1.89 a                    | 1.13 a          | 20.6 a                | 20.6 a          |

**Table 2.3.** Root collar diameter (RCD) and percent survival for seedlings grown under one of four temperature treatments. Means with the same letter within a column are not statistically different.

|             | <i>RCD (mm)</i> |              |                   | <i>Survival</i> |
|-------------|-----------------|--------------|-------------------|-----------------|
|             | <i>Initial</i>  | <i>Final</i> | <i>% Increase</i> | <i>(%)</i>      |
|             |                 |              |                   |                 |
| <b>T1/2</b> | 3.04 a          | 4.86 a       | 59.9              | 71.9            |
| <b>T1/3</b> | 3.16 b          | 4.85 a       | 53.5              | 80.8            |
| <b>T1/4</b> | 3.21 b          | 4.79 a       | 49.2              | 79.7            |
| <b>TC</b>   | 3.33 c          | 4.94 a       | 48.3              | 78.3            |

## Discussion

Exposing seedlings to 5°C for 24 hours every three to five days did not induce seedling bud set during the early stages of seedling development. Bud set in white spruce is usually induced by decreased photoperiod (Macey and Arnott 1986). However, when normal growing conditions are coupled with other stresses such as low temperatures, decreased nitrogen availability or increased moisture stress, buds can be induced to set (Macey and Arnott 1986; Landis et al. 1989, 1992).

Low temperatures are known to decrease rates of photosynthesis, respiration and transpiration (Brix 1971; Wang 1982; Lopushinsky and Kaufmann 1984; Landis et al. 1992). As a result of low temperatures and consequently decreased transpiration, uptake of water and dissolved nutrients from the soil, and transport of nutrients from the root to the shoot may be compromised (Lopushinsky and Kaufmann 1984). The decrease in photosynthetic rates combined with reduced nutrient uptake at low temperatures could have contributed to the decrease in seedling size observed in the present experiment. Even relatively infrequent chilling exposure (the T1/4 treatment) caused a significant decrease in final seedling height compared to the control seedlings, although these effects were not apparent until the rapid growth phase. In this experiment, increasing the frequency of chilling exposure from every five days (the T1/4 treatment) to every four days (the T1/3 treatment) did not significantly affect final seedling height. This suggests that lowering greenhouse temperatures every four as compared to every five days, could lead to lower greenhouse heating costs without further affecting height differences. In the present study, seedlings from all four treatments remained within the industry-recommended range for white spruce seedlings (Wood 1995).

During the early growth phase, control seedlings had similar shoot lengths, but significantly greater stem diameters, compared with seedlings from the chilling treatments. This suggests that during initial seedling growth, periodic low temperature exposure influenced these tissues differently. Further anatomical studies are needed to determine exactly how and which tissues were influenced by the treatments during the various stages of seedlings development. Seedling RCD values during the first few weeks of seedling growth appeared to be above the recommended nursery standards (Wood 1995). Since

RCD is measured in millimeters, significant differences in stem diameter can easily occur, depending on the exact location at which the measurements were taken (Landis et al 1994). Other reasons for the high RCD values could be due to differences in how the measurements were made. In this study, the stem tissues were not completely woody during the early measurements, therefore diameter was recorded with the calipers gently touching the sides of the stem to avoid damaging soft tissues. Thompson (1992) recommends compressing the bark when making measurements. Once the seedlings were hardened off, the stems were woody and could not be easily compressed. Final seedling stem diameters from all treatments were within the recommended limits (Wood 1995).

In the present study, shoot water potentials were used as an indicator of internal moisture stress (Buxton et al. 1985). Results from the drought experiment suggest that frequent, periodic exposure to chilling temperatures during seedling growth may produce seedlings more resistant to a subsequent, severe drought stress. Lamhamedi et al. (1997) examined the effects of shoot height on water potentials from wet to dry watering regimes in black spruce, and found that in all cases, taller seedlings had an increased transpirational area which allowed for greater water vapor loss either through the stomata or across the cuticle. Van den Driessche (1991) also found that smaller seedling sizes, smaller height:diameter and shoot:root ratios were all associated with increased drought resistance in several species of conifers. However, for the current study, both morphological and physiological adaptations that developed in response to chilling could have influenced seedling drought stress resistance. Upon re-watering, there were significant treatment differences in seedling recovery. Seedlings from the chilling treatments had shoot water potentials that recovered faster, and closer to pre-stress levels than the control seedlings. It has been shown that ABA, which is known to accumulate in chilling acclimated plants, increases the root hydraulic conductivity of plants (Markhart 1984), as well as decreases stomatal conductivity (Roberts and Dumbroff 1986). The faster recovery rate of the chilling treated seedlings could be due to increased hydraulic conductivity or decreased transpiration rates in chilling treated seedlings. However, seedling ABA levels were not measured in the present study.

Qualitative results from the frost tolerance test on unhardened seedlings suggest that increasing the frequency of chilling exposure during seedling growth will prevent frost damage at lower temperatures.

However, this general conclusion was based on the visual results of a browning test, not on the quantifiable results from the electrolyte leakage method. Since the test was conducted just before seedlings were hardened off, and measurements from the electrolyte leakage test were not completed for seven days, it was not possible to repeat this test, as seedlings had started to harden and had entered a different developmental stage. Initial results were encouraging, and further study of periodic low temperature effects on the frost tolerance of unhardened seedlings are strongly recommended. Specifically, it would be important to determine at what developmental stage the treatment effects become apparent, and to repeat the frost tolerance measurements, but increase the resolution of the testing temperature from 2°C to 1°C.

Root growth capacity has been used as a standard test in industry to determine stock quality (Ritchie 1985). Testing the new root growth of seedlings at optimal temperatures (root growth potential) has previously been criticized, as ideal growing conditions are rarely found on harvested sites during early seedling establishment (Grossnickle and Major 1994; Folk and Grossnickle 1997). Therefore, in the present study, root growth capacity was measured at 10°C. Frequent chilling exposure appeared to reduce the subsequent production of new roots at 10°C. However, since root biomass, density, length or morphology were not measured before the test, it is difficult to quantify the relative production of the new roots between seedlings from the different treatments.

Results from the field study indicate that the initial reduction in seedling height, due to chilling exposure, did not restrict subsequent height growth. In fact, the most severely chilling treated seedlings (T1/2) increased their height by over 58%. van den Driessche (1991) found similar results for Douglas-fir seedlings treated with low nursery temperatures. The study determined that low temperatures contributed to the production of well-formed terminal buds, with higher nursery temperatures resulting in fewer well-formed buds, which subsequently lowered the growth in the following year. However, van den Driessche (1991) also reported that low temperatures and increased drought stress in the nursery led to a decreased number of well-formed buds in white spruce seedlings, and therefore decreased height growth the following year.

In the present study, seedling field survival for all treatments was similar, but relatively low for all treatments. Possible reasons for this could be due to high competition for nutrients with fast growing

herbaceous species, as well as extended periods of high temperatures and low precipitation in the weeks following outplanting. There were no significant treatment effects on needle length, either on previous year's needles, or after field growth. Conifer needle length has been found to decrease when acclimated to low temperatures or when grown under water stress (Thompson 1985; Alberdi and Corcuera 1991). Therefore, it appears that the periodic warm exposures allowed the seedlings enough time to recover from the temporary chilling so that they morphologically adapted to the warm environment as opposed to the chilling one. This suggests that incorporating periodic low temperatures into a nursery growing regime should not significantly affect the needle morphology, either after the initial growth, or after outplanting into the field.

The distance between needles can be influenced by tree density within the container, the light availability, or water stress (Thompson 1985). Rapid shoot expansion and competition for light availability results in reduced needle density. In the present study, there were no treatment differences in needle density, but there were differences in seedling height, suggesting that periodic chilling exposure affected similarly the shoot elongation and needle production. Again, this suggests that seedlings responded to chilling exposure by temporarily slowing shoot elongation, and increasing it again once placed under warm conditions. Therefore, the seedlings were adapting their shoot morphology to the warm, rather than the chilling conditions. Pre and post-planting differences in seedling RCD also suggest that the initial treatment effects on stem diameter were not long-lasting, since the differences were not evident after the first outplanting season. Percent increases in the stem diameter were proportional to the degree of initial chilling exposure, indicating that seedlings placed under the chilling exposure treatments could respond well to a subsequent change in environmental conditions.

## Conclusions

Periodically reducing the greenhouse temperature is one alternative to the currently recommended growing regimes. In the present study, increasing the frequency of periodic chilling exposure from every five to every three days reduced seedling height, but this effect did not persist after the first season of field growth. Seedling needle length and density were not significantly affected. Chilling exposure increased the drought resistance and drought stress recovery of the seedlings, but these effects were only evident during a severe drought. Increases in frost tolerance of unhardened seedlings may occur, however further investigation into this area is needed. Further studies into the physiological effects of chilling on root production, root hydraulic conductivity and the mechanisms of drought resistance and frost tolerance are recommended.

## References

- Alberdi, M. and Corcuera, L.J. 1991. Cold acclimation in plants. *Phytochem.* 30: 3177-3184.
- Anderson, M.D.; Prasad, T.K., and Stewart, C.R. 1995. Change in isozyme profiles of catalase, peroxidase and glutathione reductase during acclimation to chilling in mesocotyls of maize seedlings. *Plant Physiol.* 109:1247-1257.
- Anderson, M.D.; Prasad, T.K.; Martin, B.A.; and Stewart, C.R. 1994. Differential gene expression in chilling-acclimated maize seedlings and evidence for the involvement of abscisic acid in chilling tolerance. *Plant Physiol.* 105:331-339.
- Balisky, A.C. and Burton, P.J. 1995. Root-zone soil temperature variation associated with microsite characteristics in high elevation forest openings in the interior of British Columbia. *Agric. For. Meteorol.* 77:31-54.
- Brix, H. 1971. Growth response of western hemlock and Douglas-fir seedlings to temperature regimes during day and night. *Can. J. Bot.* 49:289-294.
- DeYoe, D.E.; MacDonald, J.E. and Owens, J.N. 1988. Culturing and preconditioning that improve bud development and cold hardiness of containerized Douglas-fir seedlings. Proceedings, 10th North American Forest Biology Workshop, Vancouver, B.C. 254 p.
- Draper, D.A. and Hawkins, C.D.B. 1989. Germination and fertilizer regime effects on the growth of container white spruce seedlings at Red Rock Research Station. FRDA Report # 064. Research branch, Ministry of Forests, Victoria, B.C. 16 p.
- Folk, R.S. and Grossnickle, S.C. 1997. Determining field performance potential with the use of limiting environmental conditions. *New For.* 13:121-138.
- Glerum, C. 1985. Frost hardiness of coniferous seedlings: Principles and applications. In: Duryea, M.L. (ed.) Proceedings: Evaluating seedling quality: principles, procedures and predictive abilities of major tests. Workshop held October 16-18, 1984. Forest Research Laboratory, Oregon State University, Corvallis. p. 107-123



- Grossnickle, S.C. and Major, J.E. 1994. Interior spruce seedlings compared to emblings produced from somatic embryogenesis. III) Physiological response and morphological development on a reforestation site. *Can. J. For. Res.* 24:1397:1407.
- Hellmers, H.; Genthe, M.K. and Ronco, F. 1970. Temperature affects growth and development of Engelmann spruce. *For. Sci.* 16:447-452.
- Jordan, D.N. and Smith, W.K. 1995. microclimate factors influencing the frequency and duration season frost for subalpine plants. *Agri. For. Meteorol.* 77:17-30.
- Lamhamedi, M.S.; Bernier, P.Y. and Herbert, C. 1997. Effect of shoot size on the gas exchange and growth of containerized *Picea mariana* seedlings under different watering regimes. *New For.* 13:209-223.
- Landis, T.D.; Tinus, R.W.; McDonald, S.E. and Barnett J.P. 1989a. Seedling nutrition and irrigation, Vol 4. *The Container Tree Nursery Manual. Agric. Handbk. 674.* Washington, DC: U.S. Department of Agriculture, Forest Service. 119 p.
- \_\_\_\_\_. 1992. Atmospheric environment, Vol 3. *The Container Tree Nursery Manual. Agric. Handbk. 674.* Washington, DC. U.S. Department of Agriculture, Forest Service. 145 p.
- \_\_\_\_\_. 1994. Nursery planning, development and management, Vol 1. *The Container Tree Nursery Manual. Agric. Handbk. 674.* Washington, DC: U.S. Department of Agriculture, Forest Service. 188 p.
- Larcher, W. 1995. *Physiological Plant Ecology.* Third Ed. Springer-Verlag, New York. 506 p.
- Levitt, J. 1980. Chilling injury and resistance. In: T.T. Kozlowski (Ed.) *Chilling, freezing and high temperature stresses, response of plants to environmental stresses, Vol. 1.* Academic Press, New York, pp 23-64.
- Markhart, A.H. 1984. Amelioration of chilling-induced water stress by Abscisic acid-induced changes in root hydraulic conductivity. *Plant Physiol.* 74:81-83.
- Raven, P.H., Evert, R.F. and Eichhorn, S. 1992. *Biology of Plants.* Fifth Edition. Worth Publisher, New York. 791 p.
- Ritchie, G.A. 1985. Root growth potential: principles, procedures and predictive abilities. In: Duryea, M.L. (ed.) *Proceedings: Evaluating seedling quality: principles, procedures and predictive abilities of*

- major tests. Workshop held October 16-18, 1984. Forest Research Laboratory, Oregon State University, Corvallis. p. 93-104
- Thompson, B.E. 1985. Seedling morphological evaluation-what you can tell from looking. In: Duryea, M.L. (ed.) Proceedings: Evaluating seedling quality: principles, procedures and predictive abilities of major tests. Workshop held October 16-18, 1984. Forest Research Laboratory, Oregon State University, Corvallis. p. 59-71.
- Van den Driessche, R. 1991. Influence of container nursery regimes on drought resistance of seedlings following planting. I. Survival and growth. *Can. J. For. Res.* 21:555-565.
- Wang, C.Y. 1982. Physiological and biochemical responses of plants to chilling stress. *Hortsci.* 17(2):173-186.
- Wood, B. 1995. Conifer seedling grower guide. Alberta Environmental Protection, Smoky Lake, Alberta, Canada. p. 78.
- Zhao, S.; Colombo, S.J.; and Blumwald, E. 1995. The induction of freezing tolerance in jack pine seedlings: the role of root plasma membrane H<sup>+</sup>-ATPase and redox activities. *Physiol. Plant.* 93(1):55-60.

## Chapter IV: Synthesis

Tree nursery growers have historically relied on seedling morphological measurements to estimate the quality of a planting stock. Seedlings that were too tall may not have a well developed root system, and were therefore culled individually, or as a lot. Conversely, small seedlings were also removed, the belief being that slow growth in the nursery would reflect slow growth on the planting site. However, as greater understanding of seedling growth and physiology advanced over the years, new tests were developed to determine seedlot quality; predictive tests incorporating both morphological and physiological measurements to estimate seedling outplanting potential (Sutton 1979; Chavase 1980; Jaramillo 1980; Duryea 1985; Glerum 1988; Puttonen 1989; Simpson 1990; Grossnickle et al. 1991). However, there are two factors that tree growers often overlook when using these tests to assess the quality of a planting stock. The first is that predictive tests are often carried out under ideal or non-stressed conditions, which do not reflect how the seedlings will respond under realistic field conditions (Grossnickle et al. 1991a, 1991b; Folk and Grossnickle 1997; Mattsson 1997). The second is that nursery cultural practices will heavily influence the final quality of the seedling stock (Van den Driessche 1991a, 1991b; Folk and Grossnickle 1997; Mattsson 1997). Despite the advancements and studies that have shown these factors to be of value to tree growers, many nurseries have not incorporate them into their growing practices. Further, although it has been established that coordinating seedling stocktypes with future outplanting sites increases the reforestation success (Grossnickle et al. 1988; Proctor 1996), little research is being conducted as to how nursery growing practices could be modified to increase the overall quality of a planting stock.

The general purpose of this study was to test alternative growing regimes for tree nurseries which could produce seedlings that are better adapted to specific outplanting conditions, and to reduce nursery greenhouse heating costs without negatively affecting the quality of the planting stock. Since the experimental growing regimes were fundamentally different than conventional growing methods, comparison of treatment effects had to be made within seedlings from their respective experiment, as opposed to those from the nursery.

One of the most prominent results from both the humidity and the temperature experiments was that incorporating stress into growing practices resulted in decreased seedling shoot height. However, by current nursery standards these seedlings would still be within an acceptable height range. In addition, both the low humidity and frequent chilling-exposed seedlings showed higher water potential levels during a severe water stress compared to the control or low stress treatments. This suggests that these growing regimes decreased the water stress on the seedlings. When comparing the height results to the current standards recommended by industry, it is apparent that tree nurseries are favoring their growing practices towards producing taller seedlings, regardless if there are increased physiological or morphological conditioning associated with shorter seedlings. That is, the seedlings produced under the current growing regimes may not necessarily be the "best" seedlings for all outplanting conditions. When examining the growth of the low humidity and frequent chilling-exposed seedlings, after flushing under non-stressed or field conditions, it became apparent that treatment effects on height were not persistent. This suggests that the nursery-induced stress treatments confer a general increase in stock quality that could be beneficial to seedlings in the early establishment phase after outplanting. Further investigations into these alternative growing regimes are warranted. Current growing practices must be assessed to determine if a single, generic growing method is acceptable for producing stock that is to be planted on either low-stress or high-stress planting sites.

Caution is issued when recommending these exact growing regimes to container-tree growers. Factors that were taken into account when designing these experiments, and that must be considered if these regimes are to be considered by a nursery, are: tree species, the location (latitude) of the tree nursery, and the level of environmental control over greenhouse growing conditions. White spruce seedlings were ideal for this experiment because they initiate terminal bud set in response to a change in photoperiod. In comparison, other high elevations or interior species such as Englemann spruce, Scotch pine or mountain hemlock may set a bud in response to other stresses (possibly including exposure to low temperature or low RH), regardless of the photoperiod. Northern latitude tree nurseries that would introduce stressful growing regimes into their current practices must ensure that their photoperiod is adequate, as even one incident of altered photoperiod may result in bud set, especially if the seed source represents a sensitive species or

ecotype. Finally, incorporation of the experimental treatments may only be possible if the greenhouse used for growing the containerized seedlings is under adequate temperature control. Since one of the current experiments involved low RH, it must be emphasized that humidity is a temperature dependent parameter. Modifying a greenhouse to remove excess water vapor (thus decreased humidity) will be less effective if the temperature of the greenhouse is under poor control, as warmer temperatures will increase the water vapor saturation level of the air. Increasing the temperature control over the greenhouse may be more effective in controlling the atmospheric humidity level than pumping out the water vapor from the growing rooms. In addition, temperature regulation of a greenhouse should be under control of a thermostat if implementing the low-temperature treatments. Larger greenhouses with incorrectly placed temperature sensors may result in some of the seedlings freezing, as re-heating of the air may take too long when heaters may not start up soon enough or the thermostats not registering the correct temperature for seedlings placed close to the outer perimeter of the greenhouse.

## References

- Chavasse, C.G.R. 1980. Planting stock quality: a review of factor affecting performance. *N. Z. J. For.* 25: 144-171.
- Folk, R.S. and Grossnickle, S.C. 1997. Determining field performance potential with the use of limiting environmental conditions. *New Forests* 13: 121-138.
- Glerum, C. 1988. Evaluation of planting stock quality. In: *Taking Stock: the Role of Nursery Practice in Forest Renewal*, 14-17 Sept. 1987, Kirkland Lake, Ont. Ed. C.R. Smith and R.J. Reffle. *Can. For. Serv. Great Lakes For. Cent. OFRC Symp. Proc.* O-P-16. p. 44-49.
- Grossnickle, S.C., Arnott, J.T. and Major, J. E. 1988. A stock quality assessment procedure for characterizing nursery-grown seedlings. *Proceedings: Combined Western Forestry Nursery Council, Forest Nursery Association of British Columbia and Intermountain Forest Nursery Association meeting 1988*, Vernon, B.C. p. 77-88.
- Grossnickle, S.C., Arnott, J.T. and Major, J. E., and Tschalinski, T.J. 1991. Influence of dormancy induction treatments on western hemlock seedlings. I. Seedling development and stock quality assessment. *Can. J. For. Res.* 21: 164-174.
- Grossnickle, S.C., Major, J. E., Arnott, J.T. and LeMay, V.M. 1991. Stock quality assessment through an integrated approach. *New Forests* 5: 77-91.
- Jaramillo, A. 1980. Review of the techniques used to evaluate seedling quality. *USDA For. Serv. Gen. Tech. Rep.* INT-109. pp 84-95.
- Mattsson, A. 1997. Predicting field performance using seedling quality assessment. *New Forests* 13: 227-252.
- Proctor, S.K. 1996. Customer perspectives and outplanting performance. In: Landis, T.D.; South, D.B., tech. coords.. *National Proceedings, Forest and Conservation Nursery Associations. Gen. Tech. Rep.* PNW-GTR-389. Portland OR.:US Department of Agriculture, Forest Service, Pacific Northwest Research Station: 202-206.

- Puttonen, P. 1989. Criteria for using seedling performance potential tests. *New For.* 3: 67-87.
- Simpson, D.G. 1990. Frost hardiness, root growth capacity and field performance relationship in interior spruce, lodgepole pine, Douglas-fir, and western hemlock seedlings. *Can. J. For. Res.* 20: 566-572.
- Sutton, R.F. 1979. Planting stock quality and grading. *For. Ecol. Manage.* 2: 123-132.
- Van den Driessche, R. 1991a. Influence of container nursery regimes on drought resistance of seedlings following planting. I. Survival and growth. *Can. J. For. Res.* 21: 555-565.
- Van den Driessche, R. 1991b. Influence of container nursery regimes on drought resistance of seedlings following planting. II. Stomatal conductance, specific leaf area, and root growth capacity. *Can. J. For. Res.* 21: 566-572.







National Library of Canada  
Bibliothèque nationale du Canada



3 3286 51614 8497