

**CIHM  
Microfiche  
Series  
(Monographs)**

**ICMH  
Collection de  
microfiches  
(monographies)**



**Canadian Institute for Historical Microreproductions / Institut canadien de microreproductions historiques**

**© 1995**

Technical and Bibliographic Notes / Notes techniques et bibliographiques

The Institute has attempted to obtain the best original copy available for filming. Features of this copy which may be bibliographically unique, which may alter any of the images in the reproduction, or which may significantly change the usual method of filming, are checked below.

L'Institut a microfilmé le meilleur exemplaire qu'il lui a été possible de se procurer. Les détails de cet exemplaire qui sont peut-être uniques du point de vue bibliographique, qui peuvent modifier une image reproduite, ou qui peuvent exiger une modification dans la méthode normale de filmage sont indiqués ci-dessous.

- Coloured covers/  
Couverture de couleur
- Covers damaged/  
Couverture endommagée
- Covers restored and/or laminated/  
Couverture restaurée et/ou pelliculée
- Cover title missing/  
Le titre de couverture manque
- Coloured maps/  
Cartes géographiques en couleur
- Coloured ink (i.e. other than blue or black)/  
Encre de couleur (i.e. autre que bleue ou noire)
- Coloured plates and/or illustrations/  
Planches et/ou illustrations en couleur
- Bound with other material/  
Relié avec d'autres documents
- Tight binding may cause shadows or distortion  
along interior margin/  
La reliure serrée peut causer de l'ombre ou de la  
distorsion le long de la marge intérieure
- Blank leaves added during restoration may appear  
within the text. Whenever possible, these have  
been omitted from filming/  
Il se peut que certaines pages blanches ajoutées  
lors d'une restauration apparaissent dans le texte,  
mais, lorsque cela était possible, ces pages n'ont  
pas été filmées.
- Additional comments: /  
Commentaires supplémentaires:

- Coloured pages/  
Pages de couleur
- Pages damaged/  
Pages endommagées
- Pages restored and/or laminated/  
Pages restaurées et/ou pelliculées
- Pages discoloured, stained or foxed/  
Pages décolorées, tachetées ou piquées
- Pages detached/  
Pages détachées
- Showthrough/  
Transparence
- Quality of print varies/  
Qualité inégale de l'impression
- Continuous pagination/  
Pagination continue
- Includes index(es)/  
Comprend un (des) index
- Title on header taken from: /  
Le titre de l'en-tête provient:
- Title page of issue/  
Page de titre de la livraison
- Caption of issue/  
Titre de départ de la livraison
- Masthead/  
Générique (périodiques) de la livraison

This item is filmed at the reduction ratio checked below/  
Ce document est filmé au taux de réduction indiqué ci-dessous.

	10X		14X		18X		22X		26X		30X
	12X		16X		20X		24X		28X		32X

The copy filmed here has been reproduced thanks to the generosity of:

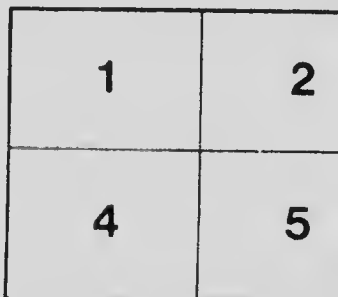

Thomas Fisher Rare Book Library,  
University of Toronto Library

The images appearing here are the best quality possible considering the condition and legibility of the original copy and in keeping with the filming contract specifications.

Original copies in printed paper covers are filmed beginning with the front cover and ending on the last page with a printed or illustrated impression, or the back cover when appropriate. All other original copies are filmed beginning on the first page with a printed or illustrated impression, and ending on the last page with a printed or illustrated impression.

The last recorded frame on each microfiche shall contain the symbol  $\rightarrow$  (meaning "CONTINUED"), or the symbol  $\nabla$  (meaning "END"), whichever applies.

Maps, plates, charts, etc., may be filmed at different reduction ratios. Those too large to be entirely included in one exposure are filmed beginning in the upper left hand corner, left to right and top to bottom, as many frames as required. The following diagrams illustrate the method:



L'exemplaire filmé fut reproduit grâce à la générosité de:




Thomas Fisher Rare Book Library,  
University of Toronto Library

Les images suivantes ont été reproduites avec le plus grand soin, compte tenu de la condition et de la netteté de l'exemplaire filmé, et en conformité avec les conditions du contrat de filmage.

Les exemplaires originaux dont la couverture en papier est imprimée sont filmés en commençant par le premier plat et en terminant soit par la dernière page qui comporte une empreinte d'impression ou d'illustration, soit par le second plat, selon le cas. Tous les autres exemplaires originaux sont filmés en commençant par la première page qui comporte une empreinte d'impression ou d'illustration et en terminant par la dernière page qui comporte une telle empreinte.


Un des symboles suivants apparaîtra sur la dernière image de chaque microfiche, selon le cas: le symbole → signifie "A SUIVRE", le symbole ▼ signifie "FIN".

Les cartes, planches, tableaux, etc., peuvent être filmés à des taux de réduction différents. Lorsque le document est trop grand pour être reproduit en un seul cliché, il est filmé à partir de l'angle supérieur gauche, de gauche à droite, et de haut en bas, en prenant le nombre d'images nécessaire. Les diagrammes suivants illustrent la méthode.



# MICROCOPY RESOLUTION TEST CHART

(ANSI and ISO TEST CHART No. 2)

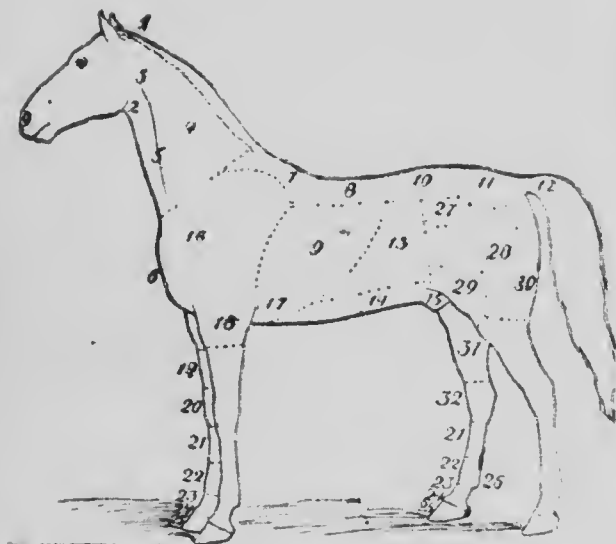


APPLIED IMAGE Inc

1653 East Main Street  
Rochester, New York 14609 USA  
(716) 482 - 0300 - Phone  
(716) 288 - 5989 - Fax

Fleming's  
Vest-Pocket  
Veterinary  
Adviser

Published by  
Fleming Bros.  
Chemists.  
Toronto, Ont.  
AND  
Chicago, Ill.



- 1 Poll; 2 Throat; 3 Parotid Gland;  
 4 Neck; 5 Gullet; 6 Chest; 7 Withers;  
 8 Back; 9 Ribs; 10 Loins; 11 Rump;  
 12 Tail; 13 Flank; 14 Belly; 15 Sheath;  
 16 Shoulder; 17 Elbow; 18 Arm; 19 Cas-  
 ton; 20 Knee; 21 Canon; 22 Fetlock;  
 23 Pastern; 24 Coronet; 25 Foot; 26 Tuft  
 of Fetlock; 27 Hip; 28 Thigh; 29 Stifle;  
 30 Buttock; 31 Leg; 32 Hock.

102  
HLL  
479  
NBX

# ***Fleming's***

## ***Vest-Pocket***

# ***Veterinary***

## ***Adviser***

Veterinary Science, as it applies to the more prevalent ailments of horses and cattle, condensed, simplified and made practical for the Farmer and Stockman

---

Published in the mutual interests of the Farmers of the Country, and the Proprietors of Fleming's Guaranteed Stock Remedies :: :: :: :: ::

---

Revised - 1918

---

Any man who owns stock will receive a copy of this book free by writing to us for it. :: :: ::

---

***Fleming Bros., Chemists***  
***Toronto, Ont., and Chicago, Ill.***



IF YOU WISH TO SEE US AT ANY TIME  
CALL AT OUR OFFICE  
ROOM 35—NATIONAL LIFE BLDG.  
25 TORONTO ST.  
TORONTO, ONTARIO

LABORATORY:  
ST. JAMES CHAMBERS  
COR. CHURCH AND ADELAIDE STS.

# General Index



	Page
Abortion .....	91
Abortion—Contagious .....	93
Azoturia .....	56
Big Head .....	77
Blind Staggers .....	70
Bloating .....	18
Blood Poisoning .....	70
Blood Spavin .....	40
Bloody Milk .....	31
Bog Spavin .....	40
Boils and Abscesses .....	32
Bone Spavin .....	35
Bots .....	68
Bran Mash—How to make .....	55
Burns and Scalds .....	86
Calf Cholera .....	20
Calf Scours .....	19
Callous Enlargements .....	42
Capped Hock .....	40
Catarrh .....	63
Choking .....	11
Cockle Ankle .....	54
Colds and Coughs .....	62
Colic .....	72
Colic—Flatulent .....	75
Colic—Spasmodic .....	73
Collar Bole .....	42
Constipation in Colts .....	51
Contagious Ophthalmia .....	89
Contraction of the Feet .....	44
Corns .....	46
Coughs—Chronic .....	62
Cow Pox .....	28
Crib Biting .....	10
Curb .....	39
Diagram of Horse .....	6
Diarrhoea .....	70
Diarrhoea in Colts .....	52
Disinfectants for Stables .....	93
Distemper .....	69
Drenching .....	7

Read our Guarantee on Page 95.

Eye Diseases .....	88
Farcy .....	64
Fistula of the Withers .....	21
Foot Rot .....	31
Founder—Acute .....	45
Founder—Chronic .....	46
Galls .....	86
Garget .....	28
Giving a Ball .....	7
Glanders .....	64
Grease-Heel .....	87
Handling Young Colts .....	50
Heaves .....	59
Hide-Bound .....	65
Hints on Feeding .....	12
Horn-Fly .....	92
How to Give Medicines .....	7
Indigestion .....	65
Inflammation of the Bowels .....	76
Inflammation of the Eycs .....	88
Inflammation of the Hock Joint .....	44
Inflammation of the Lymphatics .....	57
Influenza .....	76
Kidney Disorders .....	78
Knee-Sprung .....	53
Lameness .....	33
Lampas .....	10
Lock Jaw .....	27
Lousiness .....	66
Lump Jaw .....	13
Mange .....	66
Measuring Medicines .....	8
Milk Fever .....	29
Moon Blindness .....	89
Navicular Disease .....	43
Occult Spavin .....	36
Old Sores .....	85
Physic for Animals .....	55
Pin Worms .....	67
Pink Eye (see Influenza) .....	76
Poll Evil .....	25
Polling Calves .....	91
Poulticing the Feet .....	45

Complete Price List on Last Page.

Proud Flesh .....	85
Pulse—Where to find it .....	9
Quarter Crack .....	47
Quittor .....	26
Rheumatism .....	68
Ringbone .....	37
Ringworm .....	28
Sand Crack .....	48
Scratches .....	86
Sedative Lotion—Formula .....	28
Seedy Toe .....	47
Shoe Boli .....	42
Shoulder Lameness .....	80
Sidebone .....	37
Skin Diseases .....	66
Sore Throat .....	63
Splint .....	38
Sprained Tendons .....	43
Sprains and Swellin .....	39
Sterility .....	94
Starting a Balky Horse .....	12
Stifle Lameness .....	41
String Halt .....	54
Sunstroke .....	27
Sweeny .....	79
Thin Flesh, Rough Coat, etc. ....	61
Thoroughpin .....	41
Thrush .....	26
Thrush of the Mouth .....	11
Tooth Troubles .....	9
Tumors (Barrows) .....	31
Warts .....	32
Water Farcy (see Inflammation of the Lymphatics) .....	57
Weaning Colts .....	51
Wind Galls .....	41
Wire Cuts .....	84
Wolf Teeth .....	9
Worms .....	67
Wounds—How to heal .....	82
Wounds—Inclsd .....	83
Wounds—Lacerated .....	83
Wounds—Punctured .....	84

Read our Guarantee on Page 95

## *Index to Descriptions of Fleming's Remedies*

	Page
Fleming's Lump Jaw Cure.....	17
Fleming's Spavin Cure (Liquid).....	34
Fleming's Spavin and Ringbone Paste	34
Fleming's Fistula and Poll Evil Cure	23
Fleming's Chronic Cough Powders..	58
Fleming's Absorbent.....	71
Fleming's Knee-Sprung Cure.....	53
Fleming's General Liniment.....	49
Fleming's Colic Cure.....	72
Fleming's Veterinary Physic.....	55
Fleming's Sweeny Cure.....	79
Fleming's Tonic Heave Remedy.....	59
Fleming's Veterinary Worm Tablets.	67
Fleming's Bott Remedy.....	68
Fleming's Diuretic Powders.....	78
Fleming's Joint Ill Preventive.....	52
Fleming's Garget Cure.....	29
Fleming's Cattle Tonic.....	58
Fleming's Veterinary Healing Oil....	82
Fleming's Veterinary Eye Lotion....	88
Fleming's Chemical Hornstop.....	91
Fleming's Sedative Lotion.....	78
Fleming's Lice and Mange Powder.	66
Fleming's Fistula Syringe.....	24

# How to Give Medicines

---

The easiest method of giving either liquids or powders to horses or cattle is to mix the dose with bran mash or other soft food. But this is not always practicable. The odor or taste may cause the animal to reject the food, or there may be some special reason for administering the remedy by itself. We must then resort to the ball or drench.

---

## Giving a Ball

---

To make a ball, pulverize the material and mix with lard, syrup or honey to the consistency of dough, and roll into the form of a cylinder. Do not get it too large; not more than an inch in diameter by two inches in length. If the dose to be given is greater, make two balls and give one at a time. If the mass will not stick together, wrap the ball with thin tissue paper. Stand on the right side, with the left hand draw the tongue out at the left side of the mouth, with the right hand place the ball as far back on the root of the tongue as you can, then release the tongue. In cases of sore throat it is best not to attempt to give balls, as they may irritate the part and induce coughing, which is apt to throw the ball back into the nose and its removal will be difficult. Balls are seldom given to cattle.

---

## Drenching

---

Drenching is the usual method of administering liquids, especially if the dose is large. Elevate the head to a little above the level of the neck, and pour the liquid into the mouth from a bottle. Be patient and do not attempt to hurry matters too much. Pour only a little at a time, and wait until the animal swallows

before pouring more. If the horse will not swallow, tickle the roof of his mouth with your fingers or the neck of the bottle. Do not pull the tongue or pinch or knead the throat, as it may cause coughing. Where the throat is sore and swollen, drenching may be difficult, and it is best not to attempt it. A good plan in such cases is to make the remedy into a sticky mass with syrup or honey, and smear on the tongue and back teeth where it will be slowly dissolved and swallowed with the saliva. It is easier to drench cattle than horses, as they cannot retain the liquid in the mouth as horses do.

There is another and better way of administering liquid remedies to horses. Procure of your druggist an ordinary hard rubber syringe. The half-ounce size is about right. Fill with the remedy to be given, open the animal's mouth and empty the syringe far back toward the throat. Repeat as often as required to give the proper quantity. This method saves time and temper, and is best for yourself and the horse.

---

## *Measuring Medicines*

---

Liquids are measured in minims, drams and ounces. A drop is approximately a minim. Sixty minims make one dram, and eight drams make one fluid ounce, which is one-sixteenth of a pint. A teaspoonful of liquid is one dram, and a tablespoonful is four drams, or half an ounce, approximately of course, as spoons vary somewhat. For 25 to 50 cents your druggist can supply you a small glass graduate, such as he uses for measuring liquids.

Powders and dry drugs are weighed, the weights being grains, drams and ounces. Grains correspond to the minims used in measuring liquids, there being sixty grains in a dram. Eight drams make one ounce, the same as in fluid measure. Dry materials cannot well be estimated by calling a spoonful so many grains or drams. A better plan is to weigh out a certain quantity, then divide it. For instance, suppose you wish to give two-dram doses of any powdered drug, and the quantity you have pur-

chased is half a pound. Spread it out evenly on a sheet of paper, and divide into four equal parts. Then divide each of the four parts into four parts, then each of these into two parts, and you have it all made out into two-dram doses. By taking into consideration the quantity you have and the dose you wish to give, you can readily figure out the divisions to make.

---

## *Where to find the pulse*

---

The pulse of the horse is best found where the artery crosses the lower edge of the jaw, about two inches forward from its angle. The pulse of cattle is found in about the same place, only a little more to the outside of the jaw.

In full-grown animals at rest and in health the pulse of the horse is 36 to 46 per minute; the ox, 38 to 50 per minute. The pulse of the new-born foal is three times as frequent as that of the horse, at six months twice as frequent, while in the two-year old there are five beats to every four in the grown animal.

---

## *Tooth Troubles*

---

Examine the horse's teeth occasionally, and dress them down with a tooth-rasp if required. The outer edges of the upper molars and the inner edges of the lower ones are apt to become overgrown and so sharp as to lacerate the cheek or tongue. Nourishment is the first essential to health in every living thing. Inability to properly grind the food is responsible for the bad condition of many a horse, and tonics without the required dental attention can be of little benefit in such cases. Where a tooth is badly decayed, have it removed. Enlargements and fistulous openings forming on the jaws of horses are usually due to ulcerated teeth, which must be removed to overcome the trouble.

---

## *Wolf Teeth*

---

There is a quite prevalent idea that the small and insignificant teeth, usually



darker in color than the others, that appear directly in front of the upper grinders, and sometimes the lower ones, have a damaging effect upon the eyes of a horse, or may even cause blindness. As a matter of fact, these teeth are just as harmless as they are useless. They may be extracted without injury, but will not harm if let alone. The fact that they are present at the time of shedding the colt teeth and cutting the permanent ones, during which period recurring inflammation of the eyes is apt to be frequent, is no doubt responsible for the mistaken belief that they are injurious. If the eyes become inflamed, use Fleming's Veterinary Eye Lotion to relieve the condition.

---

## *Crib-Biting*

---

Crib-biting is doubtless merely a habit in most cases, and is frequently associated with the more serious vice of "wind-sucking" (swallowing air), which leads to digestive disorder and loss of condition. One plan of preventing it is to take out the manger and so arrange the stall that the animal will have no place on which he can set his teeth. Some try smearing aloes or other bitter drugs upon the parts where the animal takes hold, while others resort to use of a muzzle.

---

## *L a m p a s*

---

Inflammation and swelling of the soft tissues just behind the upper front teeth. This is most common in young horses at the time of shedding their teeth, and in older ones indicates digestive derangement.

Scarify the part slightly for half an inch back of the teeth with a knife, then bathe with a solution of alum, one teaspoonful in half a pint of water. If costiveness or stomach disorder is present, give an ounce of aloes or a pint and a half of raw linseed oil. Follow with Fleming's Tonic Heave Remedy every other day for a time if stomach trouble or general disorder is quite marked.

---

## *Thrush of the Mouth*

---

Inflammation and the appearance of white patches on the lips, cheeks and tongue of sucking animals. Wash the mouth frequently with a solution of borax or bisulphite of soda.

---

## *C h o k i n g*

---

A greedy or hungry horse may bolt his oats and choke, or he may choke on almost any food that he attempts to swallow without chewing.

Give a little linseed oil, then rub up and down the gullet to scatter the mass. Give the oil several times if necessary. If none is at hand, give water instead. This treatment usually relieves, but it is sometimes necessary to open the gullet and remove the offending material, then close the incision with silk thread or cat-gut. After such an operation, give only liquid foods for a time.

Cattle are apt to choke in attempting to swallow an apple, potato, piece of turnip or corn cob. If the substance lodges in the upper part of the gullet, death may quickly follow from suffocation. Give a little oil and try to work the substance on by manipulation. If this fails use the probang, a flexible instrument about six feet long that will bend with the neck, usually made of coiled wire covered with leather. A gag with a hole in it is placed in the animal's mouth, and the probang is oiled and passed through this hole into the gullet. When the substance is reached, press steadily for a few seconds until it yields, then pass it on into the stomach. An inexperienced person should not attempt to use the probang on a horse.

A home-made probang costs but little and may save you an animal some time. Get a piece of stiff new rope about an inch in diameter and six feet long. Open it and tie back the fiber at one end, making it somewhat cup-shaped. Cover with smooth muslin or oil cloth. Keep it hanging and it will remain stiff and straight.

---

## *Hints on Feeding*

---

Variety in rations helps to keep a horse at his best. Too often corn is the only grain given in months. A mixture of corn and oats, two parts of oats to one of corn, is an excellent working ration. It is still better if the corn is cracked and scalded one meal in advance.

Give little corn to road horses. Feed them oats principally if you want them to show snap, nerve force and spirit. For growing colts there is nothing that will take the place of oats and bran.

Over-ripe, woody hay may be injurious. Millet hay is not good for horses, and should be fed seldom if at all. Clean, sweet clover hay is very nutritious, and much of the prejudice against it is unjust. Moisten it, and do not feed too liberally.

Fodder corn, grown so thickly that only nubbins form, cut quite green and cured in the shock, makes splendid roughage for young horses, and older ones that are idle.

Allow your animals salt, but do not mix it with their food. Ice cold water is not good for stock. It pays to use a tank heater in winter.

---

## *Starting a Balky Horse*

---

When a horse balks, the first thing to do is to keep your temper. Do not beat him, jerk him, or pour sand or profanity into his ears. Keep cool and do not let him know that you are especially concerned about his behavior.

Go quietly to his head and pat him a moment. If another person is with you, have him take the lines and hold them quietly, while you lift a front foot, and, with a hammer, stone or anything available, give each nail a light tap and strike the frog quite smartly, then drop the foot quickly and chirp to him to go. When he starts do not jerk the lines or do anything that may excite him. This plan may not succeed in all cases, but most horses will start right off, having forgotten their balky spell.

# Lump Jaw

---

Few diseases, if any, have received more discussion in the farm papers than Lump Jaw. It has been much talked about because, in the past, there have been various ideas regarding it, and because it is a serious thing causing great loss, and seems to be gradually growing more prevalent.



We like to talk about Lump Jaw because we believe we are able to speak advisedly, and because we naturally feel some pride that Fleming's Lump Jaw Cure was the first successful remedy for this disease, and remains to-day the standard treatment, used by practically all the prominent stockmen and hundreds of the best veterinarians, and is the only remedy of the kind on the market having any prominence.

---

## *A Product of Necessity*

---

We originated Fleming's Lump Jaw Cure because we had to do it or quit raising in the stock raising business, which at the time was a side industry of ours. Lump Jaw became uncommonly prevalent in our herd, and the resources of our chemical laboratory were mustered against it.

The greater the necessity the more earnest the endeavor. We worked, not to produce a remedy that people would buy, but one that would stop the loss in our own herd. We succeeded in doing what had never before been done—succeeded in curing Lump Jaw, advanced cases as well as the recent ones. A demand for the remedy sprang up among the ranchers thereabout, growing and spreading until we were practically pushed into a new field which we had never contemplated entering.

14 . Read our Guarantee on Page 95.

We disposed of our ranching interests, discontinued the manufacture of a general line of chemicals and pharmaceuticals, and gave our attention to compounding and selling Fleming's Lump Jaw Cure. This naturally led us into an investigation and study of the entire veterinary field, and we have from time to time devised other remedies, each as reliable as the Lump Jaw Cure, and each, like the Lump Jaw Cure, sold under a positive guarantee.

---

## *First Signs of Trouble*

---

No constitutional symptoms mark the coming of Lump Jaw. It is not a constitutional disease. It is not in the blood or system at all, as a few have argued. The animal is in health, with the exception of the one affected part, and here the lump forms.

Look for lumps about the jaws of your cattle, on either the upper or lower jaw, or below the ear back of the angle of the lower jaw, and apply Fleming's Lump Jaw Cure as soon as any are found. One application does the work if used when the disease first takes hold.

Not all such lumps are Lump Jaw. About one case in each hundred proves to be a sort of cancerous growth. The Lump Jaw Cure is effective in about seventy-five per cent. of such cases. Another lump, comparatively rare, is a hard, bony development high up on the cheek or face, just below the eye. Its growth may be checked by applying the Lump Jaw Cure, but some enlargement is apt to remain permanently.

True Lump Jaw always breaks and discharges pus sooner or later. The others do not, but the cancerous kind may become very raw, foul and ugly. As it is impossible to accurately determine these rare and peculiar cases in the early stages, our guarantee applies alike to all lumps resembling Lump Jaw.

---

## *A Germ Disease*

---

Lump Jaw is a germ disease, and the germs, as we have said, are not in the

blood, but in the tissues at the point where the lump grows. The name of this particular germ is Actinomyces, meaning star fungus. Through some abrasion of the gums or membrane of the cheek, caused often by the animal chewing rough substances, or owing to a loose or decayed tooth, the germ enters the tissues and there multiplies, producing the lump or tumor.

The enlargement is hard in the beginning, and may be movable under the skin or firmly attached to the jaw bone. Sometimes only one lump appears, and sometimes several.

Not all cases progress alike. Some develop rapidly, others slowly. The bunch increases in size, finally softens, breaks and discharges a foul pus. It may then diminish, show a tendency to heal, and seem to be disappearing without treatment. Then it grows again and again discharges. In other cases the discharge is almost continuous and the lump steadily grows larger, while the hair about the opening is usually destroyed by the poisonous pus.

Though entirely local in the beginning, the disease may spread to other parts as it reaches the advanced stages. Usually, however, the animal retains its appetite, appears to feel well and may even put on flesh, until the jaw bone is so completely honeycombed that eating is difficult or impossible and, unless destroyed, will in time die of sheer starvation.

---

## *How It Spreads*

---

Lump Jaw is not contagious, but a diseased animal may scatter infection and endanger an entire herd. This cannot occur until the tumor has broken. The pus discharged and distributed about the premises contains thousands, perhaps millions, of germs. How long they remain capable of reproducing the disease is uncertain, but some authorities recommend that pastures so infected be plowed and cropped a couple of seasons.

These germs are harmless, however, until, as we have explained, by some chance or accident they gain access into the living tissue of an animal. Swallowing

them with the food might produce internal Actinomycosis once in a thousand times, but we doubt it, for, even though a favorable abrasion of the membrane existed, the gastric juices of the stomach would in all probability destroy their vitality.

A treatment or two with Fleming's Lump Jaw Cure practically stops all scattering of infection, as the germs in the pus are rendered inert by the action of the remedy.

---

## *Lump Jaws Condemned*

---

Thousands of cattle afflicted with Lump Jaw are condemned every year by government inspectors at the large stock markets. Owners of such animals should not attempt to dispose of them for slaughter, but should first cure the disease.

On general principles it is best not to use the milk from a cow diseased in this manner, and especially if the case is somewhat advanced.

---

## *The Iodide Treatment*

---

What is known as the Iodide Treatment was recommended a few years ago after a course of experiments conducted by the Bureau of Animal Industry. It consists of giving iodide of potassium, about a drachm a day, until the animal shows distinct symptoms of poisoning, then a rest and repeat, and so on as required. This treatment will cure a fair percentage of cases, but is not altogether safe in inexperienced hands. It also has the disadvantage of drying up the milk, reducing the animal in flesh, and throwing the system into such disorder that recovery is often a matter of considerable time. Many of our regular customers have tried this treatment and returned to the use of our remedy, which, as some have said, gives better results and leaves no drug effects.

The roundabout method of destroying the germs by poisoning the animal's blood does not seem entirely practicable, and especially as the trouble is local and

Complete Price List on Last Page. 17

can readily be reached by local applications. However, it is a good treatment in such cases as "wooden tongue," where the disease is so located that it cannot be properly reached by local measures.

---

## *Fleming's Lump Jaw Cure*

---

Fleming's Lump Jaw Cure is a local treatment. You put it right on the lump. It penetrates the diseased tissues and destroys the germs without having any constitutional effect whatever. The animal keeps on thriving while the disease is being cured, and when cured there is seldom even a scar left.

Fleming's Lump Jaw Cure is not a remedy that cures the easy cases and fails in the bad ones. Of course, there are cases too far progressed to be cured, but you cannot pick them out in advance. The thing to do is to give the remedy a thorough trial, no matter how old the case or how big the lump. We have known of cures being accomplished where the tumor was the size of a two-gallon pail and had been growing a couple of years. Unless the jaw bone is badly damaged, you will succeed with Fleming's Lump Jaw Cure.

---

## *Easy to Use*

---

It is not difficult to treat Lump Jaw with Fleming's Lump Jaw Cure. The directions are plain, simple and easily followed. Taken in time, the trouble is overcome by rubbing it on the lump a time or two. In bad cases where the bunch is discharging, simply saturate a piece of cotton with the remedy, and with a stick introduce it into the opening. Results are prompt as a rule. We have known of as many as twelve cases being cured with a single bottle, though sometimes this quantity is required in a single case.

Best of all, when you use Fleming's Lump Jaw Cure you have the utmost assurance that it is going to do the work. It is an old and tested remedy. The older it gets and the more it is tested,



18 Read our Guarantee on Page 95.

the greater the confidence in it and the demand for it grows. There is nothing else like it, and nothing else will cure the high percentage of cases that it cures. Then, there is the guarantee, and you get your money back if it should happen to fail. You take no risk at all in using it, and are practically certain to save all that you would otherwise lose through Lump Jaw.

Per bottle, \$2.50

Mailed prepaid on receipt of price.

---

## *Bloating*

---

Eating too freely of the early spring grasses, or of second growth clover in autumn when it is wet with dew or rain, is the most common cause of bloating in cattle.

The left side swells, often rising to a level of the hips and backbone, and is tense and elastic with a drum-like resonance. Breathing is labored, the nostrils are distended, the eyes protruding, the mouth open and saliva dribbling, the belching of gas is frequent, and the animal stands with back arched, and may moan and repeatedly strike its belly with a hind foot. Where these symptoms are well marked, the case is a dangerous one and relief must be prompt.

If you have a trocar, an instrument made especially for such purposes, plunge it into the paunch with a downward and inward thrust into the animal's left side, at a point directly forward from the hip bone, and about midway between the hip bone and last rib. Withdraw the trocar, allowing the cannula or tube part of the instrument to remain, for several hours if necessary, through which the gas will escape. If a trocar is not at hand, use your pocket knife, but do not withdraw the blade until you have inserted a large quill into the opening, or else make the hole large enough to admit your finger as soon as the knife is removed. Unless this is done, the opening in the skin will not be opposite the one in the paunch after a portion of the gas has escaped, and some of it will be retained. The wound requires no treatment.

In moderate cases, dashing plenty of cold water on the swollen part may relieve by causing the rumen to contract and expel the gas. A handful of salt dissolved and given in a quart of water is apt to prove beneficial. A better remedy is aromatic spirits of ammonia, two ounces in a pint of cold water, the dose repeated in half an hour. When the case is relieved, give a pound and a half of Epsom salts in half a gallon of water.

---

## Calf Scours

---

This frequently fatal ailment is quite common among calves that have been taken from the cow to be "raised by hand," and most commonly occurs at the age of one to four weeks. It is marked by a thin, greenish or whitish and sometimes bloody excrement.

Thoroughly scald the pail from which the calf is fed every day, let the milk given be at a temperature of about ninety degrees, fresh and sweet, and from a cow not too old in milk. Feed five times a day, a moderate quantity at a time—nature meant that the young calf should take its nourishment often. Lastly, observe sanitary conditions. By following these suggestions you will do all that can be done to avoid calf scours.

The best treatment is to mix half an ounce of Formalin in a pint of water and give 2 tablespoonfuls in a pint of new warm milk 3 or 4 times daily.

## *Calf Cholera*

---

This name is applied to a form of scours that attacks calves when but two or three days old, and when still with the mother. It appears to be an infectious disease, and is very commonly fatal. Follow same treatment as for calf scours.

Every calf should have navel cord cleansed three or four times daily when born until cord dries up with "Joint Ill Preventive."

It is just as safe to order by mail as to trade over the counter. Get a postal or express money order, and your money can't be lost. The same day your order comes the remedy will be sent. We mail thousands of packages every month and seldom have one go astray. Should yours fail to come promptly, drop us a card and it will be looked up at once. We do not handle a general line of drugs. Do not send us orders for anything other than Fleming's Remedies.

# *Fistula of the Withers*

---

If you have ever seen Fistula of the Withers in an advanced and aggravated form, and can imagine such a case being cured soundly in a few weeks, without cutting or skilled attention, and without leaving a scar or sign to indicate that the disease ever existed, you will comprehend the work of a remedy that is marveled at and admired by hundreds of the best veterinarians and thousands of farmers, in whose hands it has given these results. This remedy is Fleming's Fistula and Poll Evil Cure, and when we have told you some facts about the disease it cures, we will explain what it is like and how it is used.



---

## *An Injury the Cause*

---

The first indication of Fistula, sometimes called "Thisalo," is a swelling at the top or on either side of the withers. Fistula may occur in other parts of the body, but nearly always develops in the withers, or upon the poll where it is called Poll Evil. This is due to the greater susceptibility of the tissues at these parts, and their liability to bumps and bruises.

An injury is always the cause of this disease, and even so trifling a thing as rolling upon the hard ground may produce it, by bruising the tissues at the ends of the prolongations or spines projecting upward from the backbone to form the withers. A low form of inflammation is established, which causes an accumulation of pus, and the sur-

• 22 Read our Guarantee on Page 95.

rounding flesh becomes diseased, soft and spongy. As the inflammation extends, other pus pockets may form, and the swelling increases until the bunch softens, breaks and discharges in one or more places. As the formation of pus continues, and will continue so long as the diseased condition exists, there must be a permanent channel for these foul accumulations to escape, and to prevent their closing while yet required, nature provides these openings with a lining of tough membrane.

---

## *Nature Misunderstood*

---

How sadly is nature misunderstood sometimes. These tubes, which we call "pipes," created to relieve, have been regarded as responsible for the whole trouble, and even yet there are those who believe that Fistula is simply an unnatural growth of "pipes" in the flesh. This shameful mistake has led to the ruin of many an animal through endeavors to cure by cutting out the "pipes" or burning them out with caustics. Cure the real condition and the "pipes" will disappear as soon as there is no further use for them.

---

## *May Prove Fatal*

---

A fistulous horse may live for years, and may remain in good flesh and spirits, or blood poisoning and sudden death may occur at any time. In some cases the disease seems to remain practically at a standstill for a long time, but the usual tendency is progressive, new openings forming and the discharge increasing. As several of our customers have described it, the horse becomes "practically rotten." One case, recently cured with our remedy, had seventeen openings, into some of which a probe fifteen inches in length could be inserted. The most obstinate cases are those in which the bone is badly diseased. Fortunately, however, in a great majority of instances the bone

Complete Price List on Last Page. 23

is affected slightly or not at all, and results from the treatment are surprisingly prompt.

---

## ***Fleming's Fistula and Poll Evil Cure***

---

Fleming's Fistula and Poll Evil Cure is a liquid having a pinkish color. It is not a caustic to burn out the "pipes," but is an alterative and healing remedy that overcomes the diseased condition and promotes the building of clean, healthy flesh.

Applied when the swelling first appears, the trouble is at once overcome before the fistulous stage is reached.

If pus has already accumulated, the remedy will cause the bunch to break and discharge in the manner of an ordinary boil or abscess, then heal.

If the case is an old one and "pipes" have formed, the treatment is almost as simple as in the recent cases, and there is no cutting required, no scraping the bones, no putting in setons to drain the part.

Fleming's Fistula and Poll Evil Cure is a perfect remedy, and does all the necessary things itself.

Very little of your attention is required. One treatment every fourth or fifth day is sufficient. At such intervals, introduce a few drops of the remedy into each opening that is discharging, then let it do its work. This is easily accomplished by means of Fleming's Fistula Syringe, but another method, a little more troublesome and almost as effective, is outlined in the detailed directions that accompany the bottle.

If the harness in no way presses upon or irritates the diseased part, and the case is a moderate one only, light work may be given, but avoid overheating.

---

## ***Results Usually Prompt***

---

Prompt results may, as a rule, be expected from the use of Fleming's Fistula and Poll Evil Cure. Most cases are cured

24 Read our Guarantee on Page 95.

inside of six weeks. Some are cured in three weeks, and others with a single application. Of course, more obstinate cases are occasionally met with. If the discharge is profuse, indicating that much tissue is diseased, some time will of course be required to thoroughly cleanse the parts and build healthy flesh. A cure, however, is practically certain in all such cases if the applications are followed up, and it is seldom that we encounter a case requiring more of the remedy than a single bottle.

---

## *We Guarantee It*

---

Fleming's Fistula and Poll Evil Cure is a wonder. There is no other remedy in the world that does what it does, and there is not a more certain remedy of any kind for any disease. It has been tested for years and over and over again, and has saved thousands of valuable horses that would otherwise have been dead or worthless. More and more veterinarians are using it right along. It should be good enough for you to try, and especially as it is guaranteed, and must cure the horse if we keep the money.

**Per bottle, \$2.50**

Sent by mail on receipt of price.

---

## *Fleming's Fistula Syringe*

---



This syringe is especially designed for applying Fleming's Fistula and Poll Evil Cure in advanced cases of Fistula and Poll Evil. Either disease may be successfully treated without it, but the work is easier done and results may be more prompt when it is used. It is especially helpful in the bad old cases where the "pipes" or openings are deep, and where the discharge of pus is considerable, indicating that much tissue is diseased. With each bottle of the Fistula and Poll Evil Cure we supply complete directions

Complete Price List on Last Page. 25

for using both with and without the syringe.

These syringes are made of the best grade of hard rubber, and the nozzle or injection pipe is three inches in length, and is detachable so that should one be broken a new one can be supplied. By inserting the nozzle into the opening as far as it will go the remedy can be injected deeply, and will find its way to the deeper diseased parts.

It is not our intention to profit by the sale of these syringes, but to simplify the treatment of Fistula and Poll Evil as much as possible, and insure the utmost efficiency of our remedy. The price at which we offer them is practically what they cost us, as there are no other syringes like them and we have to have them made to our order.

Price, each, by mail, 50c.  
Extra nozzles, each 20c.

## Poll Evil

Read all that is said regarding Fistula of the Withers, and then remember that Poll Evil is fistula of the poll, having the same general characteristics, and requiring the same treatment.



The swelling occurs on one or both sides, behind the ear. It sometimes develops quickly and is most and painful to the touch. In other cases the swelling increases very gradually, and is neither hot nor tender, and months may elapse before it breaks and discharges. The openings vary in size. Some may be no larger than a straw, while in an occasional old case a broad cavity will open to the surface. Like Fistula, Poll Evil may suddenly terminate in death through blood poisoning. The directions that accompany Fleming's Fistula and Poll Evil Cure are very explicit, and so simple that any one may successfully treat either disease.



## Thrush

---

Thrush is a diseased condition of the fatty frog of the foot. It may be caused by injury, bad shoeing, filthy stables, and by long continued wet weather and mud, the feet scarcely getting a chance to dry. The disease is marked by a very foul-smelling discharge from the clefts of the frog.

Clean out the clefts. You will probably find them very deep and extending into the sensitive parts of the foot. Then dilute a little of Fleming's Fistula and Poll Evil Cure with an equal part of sweet oil, moisten strips of clean muslin with the dilution and press them well up into the clefts of the frog, leaving them there an hour or so. Remove the medicated muslin and replace it with some that is not medicated, pressing it into the clefts lightly, just so it will stay there and keep out the dirt. Renew the unmedicated muslin each day, and repeat the application of the remedy each week until the discharge ceases.

Keep the horse in a clean stable and bed him well with dry straw.

---

## Quittor

---

Quittor results from bruises, pricks in shoeing, pebbles working up into the clefts of the frog, or any injury causing suppuration within the foot. Fistulous openings form upon the heels or at the top of the hoof, and the lameness may be severe.

Clean the foot and remove any horn that may be pressing on the sore parts. If at the heel, remove the crust with a knife. If in front, scrape or rasp it thin. Dilute Fleming's Fistula and Poll Evil Cure with an equal part of sweet oil, and with a small hard rubber syringe inject about half a teaspoonful of this into each opening where there is a discharge. Repeat once a week until the soreness disappears and the discharge ceases.

---

## *Sunstroke*

---

Sunstroke is due to exhaustion and exposure to a burning sun. When the day is hot, rest your horse and give him water often. If he lags or staggers, take him to a shady place at once, give him a long rest, and if possible a stimulant, half a pint of whisky or two ounces of aromatic spirits of ammonia in half a pint of water.

If the attack is severe and the horse lags, droops his head, stops, pants violently and falls to the ground in an unconscious state, lose no time in dashing cold water upon him, not only upon the head and neck, but over the entire body. Give him the whisky or aromatic spirits of ammonia every hour, and continue incessantly the applications of water until either the animal dies or consciousness returns. If recovery ensues, the horse should have rest for a month, with plenty of wholesome food and a good tonic remedy.

---

## *Lockjaw*

---

Lockjaw is an affection of the nerves and muscles resulting from inoculation with the tetanus germ, which produces the most virulent toxin known. It is apt to follow a nail puncture or any deep wound that closes or heals first on the outside. Lockjaw does not result from an open sore, as the tetanus germ does not multiply in the presence of the oxygen that is in the air. A very slight prick, however, may be responsible for it, providing the skin closes over the wound. The symptoms are general stiffness and hardness of the muscles of the jaws, neck, loins or hind legs, and the condition is aggravated if the animal becomes excited. Treatment is practically useless. Two-ounce doses of bromide of potassium four times a day is claimed to have cured some cases. There is also an anti-tetanic serum that is said to give good results if used early enough, but by the time the symptoms appear it is usually too late to save the animal.

---

## Cow Pox

---

Small red lumps or eruptions upon the teats of milch cows, rapidly increasing in size and developing into open sores, surrounded by a red base and discharging a limpid fluid. The disease appears to be transmitted from one animal to another by the hands of milkers, and some assert that it may be contracted by the milker himself.

Apply Fleming's Lump Jaw Cure very lightly upon the center of each eruption. This will dry them up at once and cause them to heal. If the teats are swollen and milking in the ordinary way breaks open the sores, use a milk tube. If there are any constitutional symptoms present, give the animal a physic of Epsom salts.

---

## Ringworm

---

This is due to a parasite in the skin, and appears as a white or grayish scurf, usually causing the hair to drop off. It most often appears upon the head and legs of young cattle.

Reduce Fleming's Lump Jaw Cure by adding two parts of sweet oil. Apply lightly with a brush or feather, using care to prevent its getting into the eyes. One application cures.

---

## Garget

---

This disease affects the udder of an animal in full milk, and is most common in the cow. It is caused by injuries, such as blows or kicks, or by the udder being over-distended with milk. Milking a cow to relieve the udder a day or two before calving will do no harm, and may prevent Garget.

The disease begins by inflammation and swelling of the udder, which may become very hard and sensitive, and the milk comes away separated into shred-like curd and whey. In some cases only a single quarter of the udder is affected. The trouble may pass off, even without

treatment, but an abscess is apt to form and the udder may be practically ruined.

Drench with Epsom salts and Ginger, and give 2 teaspoonfuls of Fleming's Diuretic Powders three times daily, and apply Fleming's "Garget Cure" to the udder twice a day or oftener after using hot fomentations. A good tonic for a week or so, is advisable.

---

### *Fleming's Garget Cure*

---

Every stockman, farmer and dairyman has had more or less Udder Trouble in their herds, such as Garget, Mammitis, Caked Udder, Inflammation of the Udder, Bloody Milk, etc., and seldom have any handy remedy ready to use when the trouble comes. These diseases are most common in the cow, mare and ewe. Keep a bottle of "Garget Cure" on hand, and it will prove its value during the season. Mailed prepaid for \$1.00.

---

### *Milk Fever*

---

As to the cause and nature of Milk Fever, various theories have been advanced, but nothing positive is known. It is peculiar to cows only, and attacks only the mature animals that are heavy milkers. It occurs within six hours to one week after calving, coming on suddenly when the animal seems in excellent health.

The cow first becomes uneasy, continually shifts her weight from one hind leg to the other, loses interest in her calf, refuses to eat, becomes unsteady in the hind legs, goes down, may rise, then fall again in a delirious or semi-conscious condition, tossing the head violently. At other times the animal lies quietly, with its head against the shoulder or side, the neck apparently stiffened in this position, the eyes become glassy, and there are no signs of sensation or consciousness.

## *The Air Treatment*

This is a new and peculiar treatment for Milk Fever and seems to be an almost certain cure if properly employed.

Procure a small bicycle pump, one that has double valve action. An atomizer bulb will answer the same purpose. Attach a small rubber tube several inches in length. Take a piece of large glass or metal tubing about two inches in length and procure corks to fit. Through each cork make a hole and insert a short piece of small tubing, glass or metal. These corks, placed in the ends of the large tubing, will form a chamber, and the small tubes through the corks will be an inlet and outlet. Draw end of the rubber tubing attached to the pump over the end of the small tube that is to be the inlet into this chamber. Attach a similar piece of tubing to the outlet, and finally, at the other end of this piece of tubing, attach a milking tube. Sterilize all the parts with carbolic solution—carbolic acid three teaspoonfuls, water one pint. The chamber, which you have formed of the tubing, corks, etc., is to be filled with dry, sterilized cotton. The purpose of this cotton-filled chamber is to filter the air that passes through it, thus guarding against germ infection of the cow's udder. Wash one of the cow's teats with the carbolic solution, making it especially clean about the opening. Dip the milking tube into the solution again, then insert it into the teat and slowly pump air into the udder. Treat all the teats in this manner, filling into each quarter of the udder all the air it will hold. If necessary, tie a soft bandage around the teats to retain the air. Knead the udder gently for a little time. After six or eight hours the air may be worked out and the operation repeated if necessary.

Though the precaution against germ infection is doubtless important, if an attack of Milk Fever comes and you have not an apparatus such as we describe, go right ahead with simply a bicycle pump, and milk tube attached. It would be well, however, to provide yourself with a properly constructed instrument and keep it

95.

Complete Price List on Last Page. 31

in readiness. No one knows just how or why this treatment cures, but the fact that it does cure is sufficient.

---

## **Bloody Milk**

---

The usual cause is a congested and spongy condition of the glands of the udder. Bathe the udder for ten minutes after each milking with cold water, then apply Fleming's Garget Cure or Fleming's General Liniment. Continue this treatment several weeks. Give internally in bran mash each morning a tablespoonful of Fleming's Cattle Tonic for a week or two.

---

## **Foot-Rot**

---

The name applies to various forms of foot soreness among cattle and sheep. Simple foot-rot is an inflammation of the horn secreting structures and adjacent skin, and may be due to injury or filth, or to hardened clay or pebbles in the cleft of the foot.

Clean the foot thoroughly and pare away any overgrowth of horn. Apply Fleming's Lump Jaw Cure lightly with a feather wherever soreness or a diseased condition exists. Repeat the treatment in ten or twelve days if necessary. Keep the animal in a clean place.

---

## **Tumors on Barrows**

---

For the cure of ulcerous sores, tumors and lumps such as frequently result from the castration of hogs, Fleming's Lump Jaw Cure is as perfect a remedy as though made for that purpose. As a rule, one or two external applications effect a cure. Where more than one application is required, the second may be made about ten days after the first. In an occasional bad case it may be necessary to open the bunch and insert a piece of cotton batting saturated with the remedy. These growths are caused by infection get-

ting into the wound, and there is nothing else that destroys infection like Fleming's Lump Jaw Cure.

The best plan, however, is to prevent these tumors by using the remedy at the time of the operation. First dilute it by adding two parts of sweet oil or castor oil, then apply very lightly to the fresh wound with a feather. This prevents infection and the part quickly heals. Among our customers are a number of large hog raisers who order the remedy in quantities for this purpose, and who will not undertake castration without having it at hand. Fleming's Veterinary Healing Oil, applied at the time of the operation, will also prevent infection, but will not remove tumors that have formed.

---

## Boils and Abscesses

---

For boils and abscesses upon either cattle or hogs, Fleming's Lump Jaw Cure is the best remedy that can be applied. Use it lightly upon center of enlargement, applying every two or three days until the part breaks and discharges. Continue the light applications every other day until the part begins to heal.

---

## Warts

---

Fleming's Lump Jaw Cure is the best remedy we know of for cancerous warts, blood warts, and warty growths of any kind upon any animal. As to the quantity to apply and number of applications to make, be guided by the size and condition of the wart. If the wart is about the head, be careful not to get the remedy into the animal's eyes. Where the wart is large and hard, soften it by bathing with hot soapsuds and dry thoroughly before applying the remedy. Apply once a day for two to five days, then let it alone and in a couple of weeks the wart will disappear. Do not get the remedy upon the surrounding skin, as it will blister. Repeat in cases where needed.

is nothing  
Fleming's

to prevent  
dy at the  
ute it by  
or castor  
he fresh  
vents in-  
. Among  
arge hog  
n quan-  
will not  
ing it at  
ling Oil,  
ion, will  
not re-

es

either  
w Cure  
plied.  
ement,  
s until  
ntinue  
ay un-

best  
yarts,  
any  
quan-  
tions  
con-  
about  
rem-  
the  
ath-  
ghly  
once  
t it  
wart  
edy  
will  
d.

# Lameness

Those ailments that produce the various forms of lameness common among horses give the veterinarian more than half his practice. For a horse to go sound from birth to old age is an exception rather than the rule, though, of course, in many instances the lameness is temporary and passes away.

Nine times in ten, lameness is due to a strain, kick, bruise, or injury of some description, often so slight as to be unobserved at the time. Most cases of lasting or permanent lameness develop slowly with the development of some abnormal growth or deposit which we term a blemish. The various blemishes are classified and named, and farther on we discuss them separately. First, however, we will devote a little space to describing our remedies for treating these cases.

## Fleming's Spavin Remedies

We have two separate preparations for the treatment of blemishes. It would please us better if a single remedy could be made to answer in all cases, but this is impossible. Bone Spavin is not like Bog Spavin, nor is Ringbone like Thoroughpin. There is not even a similarity between them, and nothing could be more absurd than to expect the same treatment to give satisfaction all around, especially when the blemishes have become well established.

Our two spavin remedies are not at all similar, either in appearance or action, nor are they similar to any other remedies ever put out for the treatment of blemishes. They are not a combination treatment, but are used separately, only one being required in any one case. By means of these remedies, every kind of blemish is successfully treated, and by no other means can the same all-around good results be accomplished.



---

## ***Fleming's Spavin Cure*** ***(Liquid)***

---

Such blemishes as are soft to the touch, also Splint, Curb, and very recent cases of Bone Spavin, should be treated with Fleming's Spavin Cure (Liquid).

Though a liquid, this remedy is not a liniment, and is not to be applied all over the part. It is very concentrated, and only a few drops are required for a treatment. In a very large percentage of cases, more than half, perhaps, a single treatment cures, though if necessary repeated applications may be made. The remedy blisters, but it does other things at the same time, for it possesses important properties that ordinary blisters wholly lack. It is safe to use and will not permanently destroy the hair. Every horse owner should have it constantly on hand, as there are many uses for it, and it will keep for years.

---

## ***Fleming's Spavin*** ***and Ringbone Paste***

---

This is the remedy that cures with a 45-minute application. In all well-established cases of Bone Spavin, Ringbone and Sidebone, we recommend this remedy, and it certainly does the work as nothing else can.

The ingredients in Fleming's Spavin and Ringbone Paste are not those that you would expect a spavin remedy to contain. Were we to tell a veterinarian how to prepare it, he would not suspect that the mixture was intended to cure spavins. The potency of the compound is obtained through a peculiar chemical process that alters the properties of the ingredients used. We mention these things simply to show how different this remedy is from others, and we assure you that the work it does is just as much better as the preparation is different.

Fleming's Spavin and Ringbone Paste is not a harsh remedy, as some might suppose. Compared with the common and

Complete Price List on Last Page. 35

generally unsatisfactory practice of firing, it is a very mild treatment. It causes some soreness, of course, and is apt to destroy the hair upon the small spot where applied. The mark, however, should leave one, is of little consequence, as a surface no larger than a dime need be covered.

Both our spavin remedies are fully guaranteed. They must do what we claim for them, or the price you paid goes back to you. One bottle of either preparation is sufficient for several cases, and the cost is slight in comparison with the prices veterinarians receive. We do not sell half packages.

Price of either the Liquid or Paste, \$2.  
Three bottles for \$5.  
Sent by mail to any address.

## Bone Spavin

Bone or "Jack" Spavin ruins more horses than any one other thing. It is a disease of the small flat bones of the lower and inner part of the hock joint. The true hock joint is not usually affected, but may be in some of the very bad cases. The trouble most frequently begins with a slight enlargement, well down on the inner side of the hock, and usually forward of the center of the leg, though in some cases the characteristic lameness is the first symptom to appear. The enlargement consists of a hard, bony formation or deposit, usually shaped like the bowl of a spoon, and may attain the size of a hulled walnut. If turned from side to side in the stall, the animal moves the limb stiffly with the weight upon the toe. When first starting out for a few steps only, then passes away. If allowed to stand for a half hour or so, the lameness occurs again in starting. If made to turn quickly in a short circle, the animal flinches and may even hop on three legs.



a little distance. As the case develops the lameness does not work off so readily, and finally exercise may aggravate instead of diminish it.

Taken in the very start, an application or two of Fleming's Spavin Cure (Liquid) will completely overcome the lameness, and will usually cause the bunch to be absorbed as well. No scar results and the limb is left as clean as before the blemish appeared.

Where either the lameness or lump has been observed for some time, use Fleming's Spavin and Ringbone Paste. Even the bad old cases of many years' standing yield to this treatment. No matter how lame the animal is or what other treatment has failed, use the remedy. Hundreds of cases have been cured after several firings had failed completely. A 45-minute application and a few weeks' rest will be almost certain to do the work. The rest is necessary, and we would not advise using the remedy unless the animal can be spared from work or driving. Sometimes two or even three treatments are required, but one is sufficient as a rule. Of course, it is not always possible to reduce the enlargement entirely, but with the lameness removed the animal is good for service.

---

## Occult Spavin

---

This is a form of bone spavin that shows no external enlargement, and is marked only by the characteristic lameness. Occult Spavin is often difficult to cure, as the trouble is deep-seated and there is no enlargement to indicate the exact locality. In such cases we recommend Fleming's Spavin Cure (Liquid) applied upon a small spot over the part where bone spavin occurs, the treatment repeated on a different spot after two or three weeks, the animal being kept as nearly quiet as possible. We have also advised using the Spavin and Ringbone Paste in an occasional case of the kind, but as a rule the other remedy and sufficient rest will do the work.

## Ringbone

Ringbone is a bony formation, sometimes just above the hoof, and sometimes higher up and on the upper pastern bone. The enlargement may extend nearly around the part, or may be in front or upon the side only. Lameness sometimes appears on any enlargement. It is noticed, while in other cases the enlargement exists some little time before causing lameness. Some regard Ringbone upon the fore foot more difficult to cure than when upon a hind foot, for the reason that the pasterns are more upright and the fore legs carry nearly two-thirds of the animal's weight. Our experience with Ringbone leads us to believe that there is not much in this theory.



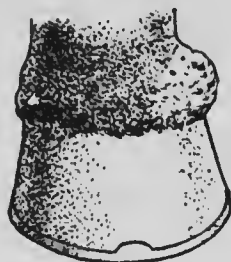
Ringbone, when causing lameness and sufficiently advanced as to be unmistakably diagnosed as such, should always be treated with Fleming's Spavin and Ringbone Paste. Do not apply it all over the enlargement, but upon a small spot only. This is explained in the directions that accompany the remedy. Rest should be given, the time required varying with different cases.

The Paste is just as sure upon Ringbone as it is upon Bone Spavin, and hundreds of horses after being practically useless for years have been made to go permanently sound by this treatment. Even in the bad cases, it is seldom that more than two applications are necessary.

## Sidebone

Sidebone is practically the same formation as Ringbone, though some authorities

make a slight distinction. All agree, however, that the same treatment is required. In appearance it differs from Ringbone in that the enlargements are upon the sides of the foot and do not meet in front, and sometimes only one side of the foot is enlarged.. If there is



lameness, apply Fleming's Spavin and Ringbone Paste, treating only one side at a time. If no lameness is present, let the blemish alone.

---

## *Spint*

---

This is a bony deposit on the inside of the fore leg between the knee and pastern.



It may occur upon the outside of the leg as well, but such cases are quite rare. If the enlargement is not high up against the knee, and is well forward and out of the way of the tendons, it may not prove troublesome. Old cases that are causing no lameness should be left alone, as the bunch is apt to be

too thoroughly hardened to be absorbed away.

Where there is lameness, or where the blemish is of fairly recent origin, apply Fleming's Spavin Cure (Liquid) upon a small spot about the center of the enlargement. This will remove the lameness and cause the growth to be absorbed. No scar remains.

---

## *Sedative Lotion*

---

The formula here given is a valuable remedy to have about the stable. It is inexpensive and can be prepared by any druggist. For recent sprains, feverish

---

joints, hot swellings, etc., it is the best possible application.

- Muriate of Ammonia.....2 ounces
- Acetic Acid.....1 ounce
- Nitrate of Potash .....½ ounce
- Alcohol .....2 ounces
- Water sufficient to make one pint.

In this form the lotion is too concentrated to use, and should be diluted with eight parts of soft water. Apply freely two to four times a day until the temperature of the part is reduced to normal. Do not attempt to rub it in, but simply saturate the hair thoroughly.

---

## Curb

---

This is an enlargement of the ligament at the back part of the hock, and may be caused by sprain, bruise or any injury. It is most apt to occur upon young horses recently put to work. If the trouble has just appeared and the part is feverish, use the sedative lotion for a few days to reduce the temperature, then apply Fleming's Spavin Cure (Liquid) upon the highest part of the enlargement,



covering a spot about the size of a nickel. If the case is an old one or there is no feverishness, the lotion is not required. Rest should be given until the lameness disappears and the part is reduced.

---

## Sprains and Swellings

---

Note what is said under the head of "Sedative Lotion." If after all inflammation has been removed from the part, the lameness or enlargement does not disappear within a week or so, use Fleming's Spavin Cure (Liquid) in the manner directed for ordinary blemishes, repeating the applications as may be required.

---

## Bog Spavin

---

This is a soft, yielding, bulging enlargement occurring in front and a little to the inside of the hock joint. It may come on suddenly or quite gradually. Injury resulting in excessive secretion of the joint fluid is the cause. It is frequently accompanied by severe lameness, but not always.



The treatment is the same as for Curb, observing use of the sedative lotion where feverishness is present. Apply the Spavin Cure (Liquid) upon a surface as large as a quarter if the bunch is quite large. Give rest and repeat the treatment as may be necessary.

---

## Blood Spavin

---

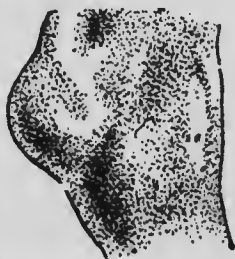
Most of the so-called cases of Blood Spavin are Bog Spavin. Blood Spavin is harmless and may as well be left alone. It is merely a dilation of the vein that crosses the part where Bog Spavin occurs.

---

## Capped Hock

---

This blemish appears on the point of the hock and is caused by kicks and bruises. Treat the same as Curb, first using the sedative lotion if there is heat in the part, then applying Fleming's Spavin Cure (Liquid) upon a small surface. Repeat the treatment in three or four weeks if required.



---

## Wind Galls

---

Every horseman is familiar with the bulging enlargements called Wind Galls or Wind Puffs. They are quite common and appear on either side of the tendons above the fetlock joint. As they are usually harmless and frequently obstinate, it is about as well to leave them alone. If causing lameness or unusually large and unsightly, treatment with the Spavin Cure (Liquid) will overcome the lameness and reduce or remove the bunch.

---

---

## Thoroughpin

---

Thoroughpin occurs upon the sides and upper part of the hock joint. It is of the same nature as Bog Spavin, and by pressing upon one side the accumulation of fluid can often be forced through to the other. The treatment recommended for Bog Spavin is just as effective upon Thoroughpin. Treat only one side at a time, as in many cases it is not necessary to treat both.



---

## Stifle Lameness

---

Stifle Lameness is apt to develop from even a slight injury to the part. Usually the animal stands with the leg in a half bent position, the foot resting on the toe. The lameness is not alike in all cases. The leg may be brought forward with a sudden jerk, or the motion may be a stiff, awkward swing.

Rest is essential in overcoming this difficulty. Allow the animal to remain quiet and apply Fleming's Spavin Cure (Liquid) over the affected part, covering a surface about an inch in diameter or a trifle larger. Repeat the treatment in ten days or two weeks, not necessarily upon the same spot, but a little to one side.



42 Read our Guarantee on Page 95.

Two or three treatments will usually be sufficient, but further applications may be made if necessary.

---

## *Collar Boil*

---

This is the name applied to hard lumps that form under the skin of the shoulder where the collar rests. They are successfully treated with Fleming's Spavin Cure (Liquid) applied upon the center of the bunch. The applications may be repeated as required, and during treatment the animal should be used only in breast harness that exerts no pressure upon the part.

---

## *Shoe Boil*

---

Shoe Boil is a growth or tumor at the point of the elbow joint, caused by pressure upon the heels of the shoe when the animal lies with his legs bent under him. Widen the stall and the horse is not apt to lie in this manner. If he continues to do so, pad the foot each night. Apply Fleming's Spavin Cure (Liquid) every two weeks or so until the bunch is reduced, covering each time a surface about the size of a quarter.



---

## *Callous Enlargements*

---

Frequently a callous enlargement or thickening of the skin follows barb wire cut or other injury. Apply Fleming's Spavin Cure (Liquid) freely enough to produce a blister each time, repeating the applications as often as may be required. If it fails to take hold properly, rub it in with a little friction.

---

## *Navicular Disease*

---

This is a disease of the navicular bone and is most common among fast horses and light road horses having good action. It is often very difficult to diagnose. Pointing one foot forward and advancing the opposite hind leg when standing is a common symptom. In the beginning the lameness usually disappears with exercise and only returns after standing some little time. Allow rest and apply Fleming's Spavin Cure (Liquid) to the heel freely enough to produce a good blister, repeat the treatment every two weeks or so. Some cases are apparently cured in this manner, but we cannot promise definite results. Even though the lameness is entirely relieved, a return of the trouble is always probable.

---

## *Sprained Tendons*

---

Drawing heavy loads is a common cause. The horse digs his toes into the ground and throws great stress upon the back tendons of the legs. Sprain of the tendons is indicated by swelling, heat and lameness. Kicks and bruises may also produce the same effect, and should be treated in the same manner. Sometimes the swelling is so slight as to hardly be detected, yet there is considerable lameness. Pressure causes flinching, however, and in this way the injury may be located.

If heat and swelling are present, use the sedative lotion, applying freely three or four times a day. If the lameness hangs on, or if the case is an old and chronic one, apply Fleming's Spavin Cure (Liquid) upon a small surface over the affected part, repeating the treatment upon a different spot at intervals of two or three weeks, meanwhile allowing rest. In severe cases a high-heeled shoe is advisable.

---

## **Inflammation of the Hock Joint**

---

A kick or sprain is apt to set up violent inflammation in the hock joint, accompanied by great swelling and lameness. If not relieved the result may be serious. and as such accidents are always liable to occur, it will be well to know what to do. The treatment should be directed toward keeping down the inflammation. Put the animal in a comfortable stall and pack the joint loosely with cotton batting, then keep the cotton constantly wet with the sedative lotion, formula for which is elsewhere given. If after three days the condition is not improved, discontinue the lotion and apply hot linseed meal poultices. If matter should form, let it break of its own accord, then wash the opening with a solution of chloride of zinc, one dram to a pint of water. After the part heals, if lameness yet remains, apply Fleming's Spavin Cure (Liquid) upon a small surface where in your judgment it is most required.

---

## **Contraction of the Feet**

---

Contraction of the Feet, "Hoof-bound," etc., are usually a result of some disorder that causes a wasting of the soft internal structures of the foot. Idleness on a dry and hard floor, alternate soaking and drying of the hoofs, or lack of attention to paring and caring for the feet, may also bring on troubles of the kind.

In undertaking a cure, the first thing essential is to remove the cause if possible. Remove the shoes and place the horse in a stall having a soft, moist earth floor. Apply Fleming's Spavin Cure (Liquid) lightly upon the coronet, covering a surface about an inch and a half long, and repeating after two or three weeks upon a different surface. This will help through its stimulating effect, and the treatment may be prolonged as required. Several months' rest is advisable, especially in the bad cases. Put on a level

bar shoe when the horse is ready for work.

In very bad cases precede this treatment by applying linseed meal poultices for a couple of weeks, or allow the horse to stand twelve or fourteen hours a day with his feet in a pool of clay mud.

---

## *Poulticing the Feet*

---

Some may be puzzled as to the best method of applying a poultice, and especially to the foot of a horse. Make a bag a little larger than the foot and long enough to tie above the fetlock. Fill bran mash, or whatever is being used as a poultice, into the bag about two inches deep. Put the foot into the bag and fill bran mash around it up to the fetlock, then tie the bag above the fetlock joint to keep it on. Wet the poultice several times a day and change it once a day. As a rule hot poultices are used, and hot water should be used in wetting them, but be careful not to scald the part.

---

## *Founder—Acute*

---

This disease, an inflammation of the sensitive parts of the foot, more properly termed Laminitis, is very common among horses, and its causes are so numerous as to discourage reference to them. Over-eating or drinking cold water when heated are frequent causes, but by no means the only ones. One or all the feet may be attacked, and in the acute stage the hoofs are hot, and the animal evinces great pain if made to move or the hoof is tapped with a hammer. The breathing is usually fast and heavy, the nostrils are dilated, and the pulse is rapid and strong. Remove the shoes as gently as possible, and apply hot bran mash poultices to the feet. If possible to induce the animal to lie down, this will greatly relieve the pain. Give him a nice bed of straw, and if he still persists in standing, take a rope or strap and pass one end under him, then a man at each side raises the rope tightly against his belly, as though to

carry a part of his weight, Gradually the animal takes advantage of the help given, and tries to rest on the rope. At the proper time let the rope go and he is apt to drop down. Feeling the relief that lying down affords, he is apt to remain down quite a time, and thereafter no encouragement with the rope will be required.

Keep the hot poultices upon the feet until the soreness passes off. In bad cases give twenty to thirty drops tincture of aconite in a little water every two hours until the pulse becomes more normal. After two to four weeks, when the inflammation has subsided, it is well to blister the coronets with Fleming's Spavin Cure (Liquid) in the manner recommended for Contraction of the Feet. This will overcome any remaining sensitiveness and ward off Chronic Founder. The use of a tonic is also advisable in most cases, especially if the attack came as a result of digestive derangement. Fleming's Tonic Heave Remedy will meet the requirement fully.

---

### *Founder—Chronic*

---

Chronic Founder is apt to follow the acute attack, through slight inflammation remaining after a cure seems to have been effected, or as a result of injury done the internal structures of the foot by the excessive feverishness and congestion. There is usually more or less lameness, and the feet gradually shrink, sometimes becoming very much deformed. In a majority of cases a complete cure can never be effected, though by proper treatment and care the animal will be able to render good service. Note what is said about Contraction of the Feet and treat Chronic Founder accordingly. Keep the animal off the hard roads.

---

### *Corns*

---

Ninety-nine corns in every hundred are due to faulty shoeing, and the remedy is to remove the cause. Corns occur on the fore feet and are indicated by lameness,

the animal placing the affected foot forward and resting on the toe when standing. Examine the foot you will find heat on the inside of the hoof at the heel, and on crossing or striking the part the animal will flinch. Remove the shoe and pare off a little of the sole at that point, and you will find a red spot. In bad cases where matter forms, there is great lameness, and the matter may find its way out at the top of the hoof. In long-standing cases the result is usually contraction of the heel.

After removing the shoe poultice the foot to soften the hoof, overcome the inflammation and take out the soreness. Rasp the wall of the hoof level and put on a level bar shoe, rasping away a little of the wall at the corn to relieve it from pressure. Pare the corn very little, if at all, and do not apply caustic or strong medicine of any kind. Use the bar shoe until the sole of the foot becomes strengthened, then use a flat shoe and do not pare the sole, and you will have no more trouble with corns.

---

## Seedy Toe

---

This is a separation of the hoof from the sensitive part of the foot, producing a hollow space. It rarely causes lameness, and when lameness occurs it is probably due to sand or dirt getting into the cavity and causing irritation.

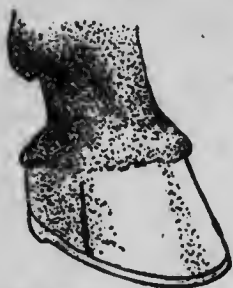
Treatment is seldom effective in uniting the parts. Put on a shoe having a broad toe clip, and fill in between the clip and separation with tar and oakum. Keep the hoof soft by occasional poultices, and blister the coronet at intervals to stimulate the growth of horn.

---

## Quarter Crack

---

Quarter Crack or False Quarter is due to derangement of that portion of the



coronary band just above it. For instance, an injury to the coronary band may destroy its power to produce healthy horn, and at that point the wall of the foot is weak and imperfect. These cracks are usually widest at the bottom, as shown in the illustration.

If there is lameness, poultice the foot to reduce the inflammation, then put on a bar shoe so fitted that there will be no pressure upon the wall at the affected part. Apply Fleming's Spavin Cure (Liquid) upon the coronet above the crack, which in many cases will stimulate the production of healthy horn, the exceptions being those in which the functions of the coronary band are permanently impaired.

---

## Sand Crack

---

Sand Crack is a split in the upper part of the hoof where the wall is thin, due to a dry and brittle condition of the horny substance. It may appear suddenly, and usually occurs on the front or inside quarter of the foot. When weight is thrown upon the foot the crack may spread and the sensitive tissue bulging into the opening. It may be caught and pinched when the foot is raised and the crack closes. This causes inflammation and lameness.



Apply poultices to soften the hoof and take out any inflammation or soreness that may be present. Put on a bar shoe so fitted as to relieve that part of the wall from pressure. With a sharp knife cut out a piece of the hoof clear to the quick at the upper end of the crack, which is likely to be at the coronary band. Fill the place with tar to keep out the dirt.

This cutting, if carefully and properly done, removes the pressure at that point and gives the new hoof a chance to grow out sound. Apply Fleming's Spavin Cure (Liquid) to the coronet above the crack once a month. Use an ointment to keep the hoof tough and flexible.

---

## Fleming's General Liniment

---

Whenever a liniment is useful, either upon the human or the animal body, we sincerely recommend "Fleming's General Liniment."

Fleming's General Liniment is truly antiseptic and is a mild counter irritant. It is useful in relieving lameness caused by strained muscles and tendons, bruises, sprains, etc. Every one knows the usefulness of a good liniment, and it is our claim that Fleming's General Liniment is *the best*. The various recommended uses of this liniment are explained in the direction sheet which accompanies each bottle.

This is one of the preparations that we recommend be kept on hand at all times ready for use in emergency. Any day you, or some member of the family, may strain a muscle or tendon, some bit of work may cause lameness, one of your animals may strain itself, and a little of the General Liniment promptly applied will afford relief.

Among the uses of the Liniment we may mention is for garget or caked udder in milch cows. If you have trouble of this kind to deal with you will be pleased with the results following the use of Fleming's General Liniment.



# Handling Young Colts

---

The best time to begin educating a colt is when he is but a few hours old, or a few days at most. Cultivate his acquaintance and pet him in such a manner that he will have no fear of you at all. Put a little sugar in his mouth, then teach him to take a lump of sugar from your hand. Give him a name and teach him to come when called. Reward his obedience with a lump of sugar, piece of apple or something he likes. Give him a little attention daily, or every few days at most, but let all his lessons be short.

Teach him to submit to control by placing one hand back of the hind quarters and the other under his neck, then say "go on" and move him forward, say "whoa" and make him stop. In the same manner teach him to back. Continue this until he knows what the words of command mean, and will respond to them. Put a halter on him next, and with one hand draw tightly on the strap, and with the other hand behind him as already described, command him to "go on." Be patient and always kind, and he will soon learn to know you as his friend and master.

Where these early lessons have not been given, and the colt has grown too strong to be handled in this manner, break him to the halter as follows: Take a light rope twenty-five or thirty feet long, bring the ends together and drop the middle part or loop over the colt's rump, down about where the breeching rests. A little back of the withers tie a knot in the double rope, then bring the loose ends forward, one on each side of the neck, through the ring in the halter. Draw on the ropes, commanding the colt to come to you. In this manner you will shortly teach him to lead with very little floundering, and no danger of his hurting himself. When tying him the first time or two, place the ropes through the stall ring and tie back to the halter, so that if he pulls back the loop over the rump will tighten.

---

## *Weaning Colts*

---

Give the colt a little ground oats mixed with bran twice a day for some little time before weaning, and let him have access to all the clean drinking water he wants. If this be done he will not fall off in flesh to the extent that he otherwise would after being weaned. Also, keep him sheltered from the cold autumn rains, which are a frequent cause of rheumatism in colts. Colts should be weaned at the age of five or six months, and it is best to get them started thriving on their new diet before the cold weather sets in.

The first year's care and feeding has a lot to do with the making of a horse. Give the colt a comfortable box stall at night, and on cold or stormy days, and a run outside when the weather is fine. Oats are the best grain for a colt. Give him about two quarts three times a day, and a little bran besides. Nice, sweet clover hay is better than timothy, but feed it in smaller quantities. Properly fed, it will not give them heaves or make them potbellied. Don't compel the colts, or any of your other stock, to drink freezing cold water if you can avoid it.

---

## *Constipation in Colts*

---

This is quite common in newly born foals and is a dangerous condition. At birth there is an accumulation of hard substance in the bowels, which, should it fail to pass off, will produce a colic that is very apt to prove fatal. If the colt is unable to expel the accumulation, give injections of warm water with a little soap in it. Castile soap is best, but if you have none, use the best you have. If injections fail, give two ounces of castor oil, or four ounces of raw linseed oil. Usually the injections will do the work, and in so young an animal are preferable to the use of medicines, as the stomach is in no way disturbed.

---

## *Diarrhoea in Colts*

---

This is very common, and is caused by some food the mother has eaten, something the colt has picked up itself, or from overloading the stomach with milk. For instance, if the mare and foal are separated for a time, the colt becomes very hungry and is apt to take more milk than it can properly digest.

When the trouble appears, put the mother on dry food and give the colt two ounces of castor oil and a teaspoonful of tincture of opium. If after the oil operates the diarrhoea does not stop, give, in half a pint of starch gruel, two teaspoonfuls tincture of opium, one tablespoonful tincture of catechu, and one tablespoonful chalk. Repeat in three hours if required. If a tendency to constipation follows, give a little boiled flaxseed.

---

## *Fleming's Joint Ill Preventive*

---

Thousand of colts are lost annually from navel infection during the first 24 hours of life. Swelling of joints, fever, constipation, dulness, loss of vigor, etc., are symptoms.

Fleming's "Joint Ill Preventive" is designed to kill all germs of infection and prevent development of the disease. Keep a bottle ready for prompt use after birth. Directions for use enclosed with bottle.

Price, - \$1.00

# *Knee-Sprung*

---

It is not necessary to enter into a description of this deformity. Knee-Sprung is so prevalent, conspicuous and homely that everybody is familiar with it, and a bad case may be recognized nearly as far as one can see the horse.

Knee-Sprung results from some sprain or injury to the back tendons of the leg, the ligaments gradually contracting until the horse stands with the knees bent forward. Some cases are hereditary, and it is hardly worth while to make any attempt to cure them. Others that have existed a long time, where the animal is advanced in years or has received very hard usage, are sometimes overcome, but results are uncertain. Where the subject is a young or moderate aged animal, or where the trouble is just beginning to develop, a cure may be expected through the treatment we recommend.

---

## *Fleming's Knee-Sprung Cure*

---

You have never heard of another remedy for the cure of Knee-Sprung. Ours is the only one upon the market. Everybody has supposed that nothing could be done in such cases, and not often does a veterinarian undertake to cure Knee-Sprung. But it is reasonable to believe that the right kind of a remedy will cure, and Fleming's Knee-Sprung Cure is a remedy of the right kind.

In a case of Knee-Sprung, just one simple thing is necessary to effect a cure—the contracted tendons must be relaxed. This remedy relaxes contracted tendons, and at the same time gives increased strength to the part. It is a penetrating, soothing application that does not blister, destroy the hair or produce a blemish of any sort. During treatment the horse may be worked as usual, though it is best to avoid fast driving or heavy hauling. Many cases are cured in two or three weeks and with a single bottle. Old cases may re-

54 Read our Guarantee on Page 95.

quire more of the remedy and a longer time.

Fleming's Knee-Sprung Cure is a preparation that cannot be sold at a very low price, but it is worth far more than its cost. It cures about the most unsightly deformity a horse can have, and one especially common among the finer breeds. Like our other preparations, it is guaranteed, and if it fails to prove satisfactory in your case, your money will be refunded.

Per bottle, \$3; two for \$5.

Sent prepaid to any address.

---

## *String Halt*

---

This trouble is marked by a quick, high and awkward lift of the hind leg. It may be noticed only in stepping over in the stall, or for a few steps in starting out, but eventually is shown in walking and trotting as well. The trouble is not fully understood, though it seems to be due to contraction of the tibial fascia, accompanied by nervous complications.

Fleming's Knee-Sprung Cure is the only remedy ever known to cure String Halt. It is not a certain cure for all cases, however, and we would not urge its use where the animal is aged or the affection has attained an aggravated form. A very fair percentage of cases are completely cured, and the treatment seldom fails where the animal is young and the trouble is just developing. Apply the remedy daily to the front of the leg from the hock up almost to the stifle joint, rubbing it well in.

---

## *Cockle Ankle*

---

This is a knuckling over at the pastern joint, due to some weakness of the ligaments. Fleming's Knee-Sprung Cure applied daily to the part has affected a cure in many cases, the exceptions being those of long standing. Even these, however, are usually benefited by the strengthening influence of the remedy. Rub it in well when applying.

---

## *Physic for Animals*

---

The purgative remedies in general use are: For Horses, Aloes, Linseed Oil and Castor Oil; For Cattle, Epsom and Glauber Salts.

---

### *Fleming's Veterinary Physic*

---

We have compounded Fleming's Veterinary Physic as a convenient laxative and purgative remedy that may be kept handy for possible emergencies. The dose is small—one teaspoonful for a laxative effect—one and a half teaspoonfuls as a purgative.

Some animals require larger doses and for such above doses can be slightly increased. A movement usually follows in 5 to 10 hours. If not—repeat dose.

Fleming's Veterinary Physic has very little taste or odor and most horses will take readily in a bran mash. If not give in a pint of linseed tea, or water as a drench. For cattle the dose is one-half larger. Full directions with bottle. It will keep for years—8 doses in bottle.

Price, - \$1.00

---

### *Bran Mash*

---

Bran mashes are frequently recommended in this book. Bran mash is usually the first thing thought of when a veterinarian wants to give a patient a soft, easily digested, laxative food, and there is nothing better. There is a right way to make a bran mash, just as there is a right way to do most other things.

Take a pail and scald it out thoroughly. Even if the pail is already clean, the scalding is good because it warms it up. A wooden pail retains heat better than a tin one. Put into it four to six quarts of bran, add a tablespoonful of salt, then pour on boiling water sufficient to make a thick mass. Do not make it thin and sloppy, as the horse will not like it so well. After stirring cover the pail and let it stand twenty minutes or so before feeding.

It is well to make a practice of feeding bran mashes occasionally, on Saturday nights for instance. A tablespoonful of ground ginger stirred into the mash will have a stimulating and appetizing effect and will be appreciated by a tired horse. A pint of linseed meal will add nutrition and increase the laxative effect. A light feed of oats or other grain may follow the mash if desired.

---

## Azoturia

---

Suppose that a horse has been at heavy work and has been allowed an abundance of nourishing food. Then comes a period of rest and he stands in the stable, perhaps only a few days, still eating hearty rations. When he is to be used again he comes from the stable full of life and energy, but presently hangs back, appears stiff in the hind parts, shows lameness, a profuse sweat breaks out, the muscles of the loins and hips swell and become very hard, and if urine is passed it is very highly colored. A little later the animal may lose all control of the hind legs, go down, and will be unable to rise. Death is apt to follow in a few hours or days, or the horse may improve and recover.

This is Azoturia. We have a number of times received letters describing the above symptoms and asking what caused the horse to die when only a short time before he had been in such excellent spirits.

If you are driving or working a horse that has been idle several days and observe signs of stiffness in the hind parts, stop immediately and let him stand an hour or two, for exercise aggravates the attack. Likely you can then get him back

to the stable, for as a rule the trouble comes on before you get very far away. Then give him a purgative dose of aloes and feed bran mashes or other light food for a few days.

In severe cases where the animal goes down, call a veterinarian if there is one within reach. If not, use copious injections of warm soap suds to clear the bowels, cover the loins with a blanket wrung out of boiling water, and a dry blanket on top of it to retain the heat. Change the blankets every twenty minutes or so. Allow all the cold water the animal will drink. Dram doses of bromide of potassium may be given at intervals to relieve the nervous condition. When the horse gets on his feet give him a dose of aloes and feed moderately on mashes, carrots, etc. If wasting of the muscles of the loins and hips follows the attack, allow rest and use Fleming's Sweeny Cure to restore the shrunken parts.

Regular daily exercise will prevent Azoturia. When a horse is idle feed him accordingly, and when putting him to work again break him in gradually.

---

## *Inflammation of the Lymphatics*

---

This ailment, often called Water Farcy, is most common among heavy draft horses, and most frequently follows a few days' rest after having been at hard work on heavy feed. It may also be due to over-feeding, sudden exposure, general disorder, etc. It often comes on in a night, and in the morning the animal will be found shivering, breathing heavily, and stiff in one or both hind legs. There is general fever, the pulse is rapid, and the glands high up on the inside of the thigh are enlarged and tender. In a few hours the lymphatic vessels of the leg begin to swell, and the limb may become two or three times its natural size. If the inflammation is not relieved in a day or two, suppuration may occur in the glands and the animal may die of blood poisoning, or the lymphatic vessels will be so impaired that the leg will remain permanently enlarged.



**58** Read our Guarantee on Page 95.

In mild cases give a physic and light exercise. If attack is severe give a purgative dose of Fleming's Veterinary Physic. After the Physic acts, give a dose of Fleming's Diuretic Powders three times a day. Bathe the swollen leg with hot water for an hour at a time, then follow with Sedative Lotion, continue until acute symptoms have passed away. Then use Fleming's General Liniment daily and give a dose of Fleming's Tonic Heave Remedy daily for several weeks. Stop feeding grain for a while.

---

### ***Fleming's Chronic Cough Powders***

---

Distemper, Influenza, Lung Fever or a Common Cold often leaves a hard dry cough, very distressing and persistent. There may be a nasal discharge and some wheezing. Ordinary remedies fail to relieve. For such cases, we have prepared This Special Treatment. It has proved very effective, and we offer it with every confidence. Mailed prepaid for \$2.00.

---

### ***Fleming's Cattle Tonic***

---

This is a positive cure for Indigestion, Depraved Appetite and all Stomach Troubles of dairy and feeding cattle. It prevents Bloating and Colic when used on animals subject to such attacks, makes them thrifty by its tonic effect on the whole system. It is equally valuable for all kinds of stock where a tonic effect is required. Give it in cases of Garget, Bloody Milk, Red Water, etc. Mailed prepaid for \$1.00.

# Heaves

---

Though the prominent symptom of Heaves is labored and difficult breathing, the affection itself is not a lung disease. An eminent veterinarian writing upon the subject says: "I have repeatedly made post mortem examinations, and in no instance, either by the naked eye or the microscope, have I discovered anything wrong with the lungs."

The truth is that the heaving is due to a nervous contraction of the lung tissues, and as the nerve supplying the lung passes to the stomach, derangement of this organ will, by reflex action, produce the symptom referred to. Heaves, then, is due to digestive derangement, with accompanying nervous complications, and must be treated with a tonic remedy that will correct the cause.

The symptoms of Heaves are readily recognized by any one familiar with horses. The air is quite easily drawn into the lungs, but a double exertion seems required to expel it, the act being accompanied by a wheezy sound. Many cases begin with a more or less severe cough, which often subsides as the heaving becomes more marked. The digestive derangement may sometimes present a symptom in the form of a ravenous appetite, and a full meal seems to aggravate the difficulty in breathing. Violent exercise or drinking cold water may also produce this effect.

---

## Fleming's Tonic

### Heave Remedy

---

It has long been known that powerful nerve sedatives will cause the symptoms of Heaves to temporarily disappear. This in itself is evidence that what we have said as to the nature of Heaves is correct. Most so-called heave cures are preparations of the sedative sort. They may drug away the heaving for a little while, but cure nothing. As soon as the drugging stops the heaving is back again.

60 Read our Guarantee on Page 95.

Fleming's Tonic Heave Remedy is not such a preparation. It is not a sedative, but a tonic. The distinction is this: A sedative depresses nervous power — soothes the nerves to partial insensibility, as opium or morphine does. A tonic gradually and permanently improves digestion and nutrition, purifies and enriches the blood, and strengthens every organ and function of the body—gives tone to the entire system. That is why such remedies are called tonics.

Knowing just what a tonic is, you can readily understand how Fleming's Tonic Heave Remedy overcomes Heaves, and can also realize that it should be just as good for all other ailments requiring a tonic treatment.

The first thing the remedy does is to give tone to the stomach, stimulating a normal secretion of the gastric fluid, and gradually overcoming the digestive derangement. The blood then becomes rich with nutritious properties from the food, and the nerves receive the elements necessary to build them up and bring them back to a normal state. In the same manner, every organ and tissue of the body is nourished and strengthened, and general harmony of all the functions established.

There are no drugs capable of such general and far-reaching good as those possessing tonic properties, and there is no veterinary tonic equal to Fleming's Tonic Heave Remedy.

---

## ***Not Infallible***

---

We do not claim that Fleming's Tonic Heave Remedy is an infallible cure for Heaves. Our aim is to give exact information regarding all our remedies, and to claim no more than they actually accomplish. There are some cases of Heaves in which the nervous condition seems to have reached a stage where nothing will do more than benefit. Even in such cases, however, the general improvement derived is worth more than the remedy costs, but anyone not satisfied with results may have his money back for the asking. Our experience leads us to estimate that fully ninety per cent. of the

cases are cured permanently, and it is advisable to give the remedy a thorough trial, even though the case is one of long standing. Often the results are very prompt, the heaving passing away as soon as the digestive trouble is relieved, while in other cases there is little or no change for several weeks, then improvement sets in and the progress is satisfactory from that time on. The remedy is economical to use, as a package lasts two months or more, and most cases will yield before all is used.

The giving of Fleming's Tonic Heave Remedy occasions no trouble or inconvenience. Simply place it upon the feed, a dose each evening for a time, reducing to three doses a week as the symptoms diminish, and discontinuing when a cure is effected. In most cases a dose of physic in the beginning is advisable, and at intervals thereafter if it seems required. Green pasture, cornstalk-fodder, oats, carrots, beets, turnips or potatoes, are good foods for a heaving horse. Avoid over feeding and over exertion limit the water supply somewhat and it is best if no work is given within an hour after feeding or watering.

---

## **Best Remedy for Many Ailments**

---

Fleming's Tonic Heave Remedy, as we have said is a thorough tonic and blood purifier. It is the best possible remedy for any constitutional ailment requiring a tonic treatment, and if it fails to give you satisfaction we will refund the price you paid.

Price per package, \$1.  
Sent by mail on receipt of price.

---

## **Thin Flesh, Rough Coat, Etc.**

---

There can be no question that these conditions require a tonic treatment. They indicate general disorder and blood impurity, and there is nothing else that puts a horse right like Fleming's Tonic Heave Remedy. It is just as perfect a remedy

for all run-down conditions as it is for Heaves — in fact, it cures Heaves through its wonderful tonic action. It reinforces the processes of digestion, assimilation and elimination — helps nature to obtain and apply the strength and tissue building materials from the food, and to expel poisons and impurities from the blood. Use it instead of "condition powders" — it builds a horse up in health, flesh and appearance as nothing else can, and it is economical to use because a package goes so far.

As a rule, it is well to begin treatment with a mild physic, which will cleanse the bowels and put the animal in shape to receive prompt benefit from the tonic remedy.

---

## *Colds and Coughs*

---

Horses are subject to colds, and they "catch" them in much the same manner that people do, and these colds often develop into a cough. Many think of a cold and a cough as being the same thing, but thinking it over you will remember that the cold comes first, and the cough follows a little later.

When a horse takes cold he is apt to appear dumpy and will have a little fever, and, if the cold is in the head, he will sneeze, his eyes will be watery, and the membrane of the nose will be red. Put him in a comfortable stable, blanket him, and give him warm bran mashes and a dose of linseed oil. In severe cases, steam the nostrils as advised for Distemper.

When the acute stage has passed, should a cough develop, give Fleming's Tonic Heave Remedy in bran mash each evening for a week, then every other evening for two weeks more. In obstinate coughs, a little pine tar placed back on the tongue once or twice a day is apt to benefit.

---

## *Chronic Coughs*

---

When a cough takes on a chronic form, lingering beyond the period of a cold or other acute ailments in which the membranes are irritated and inflamed, it may be due to several causes. There may be a

thickened condition of the membranes, such as is frequently caused by colds, Distemper, etc., and if so, practically nothing can be done; or, the cough may be a forerunner of Heaves, in which case the treatment for Heaves should be given. If due to a chronic irritation in the throat, lungs or bronchial tubes, a little pine tar placed back on the tongue once or twice a day may benefit. The use of a good tonic and blood purifying remedy is also indicated, as it will tend to restore the membranes to a healthy state. See page 58

---

## Sore Throat

---

Simple sore throat in horses presents symptoms similar to Distemper and Influenza, though as a rule there is less constitutional disturbance, especially in the mild cases. The nose is raised and protruded, head carried stiffly and more in a line with the neck than usual, there is swelling of the throat or beneath the ears, difficulty in swallowing, coughing, the animal is sensitive to pressure on the throat, etc. Bad cases may be accompanied by inflammation of the membrane of the nose, rapid pulse and high fever.

Give rest in a clean, dry, well ventilated stable. Blanket the animal, and bandage the legs, if they seem cold. Give soft foods and apply a weak mustard draft to the throat. If the case is severe, apply linseed poultices for a day or two before using the mustard. Steam the nostrils as for the Distemper. Mix four drams solid extract of belladonna, one dram tannic acid, and four drams bisulphite of soda with five ounces syrup or honey. Smear the back teeth twice a day with a piece of this mixture the size of a small hickory nut. In an occasional bad case it is necessary to have a veterinarian open the windpipe five or six inches below the throat and insert a tracheotomy tube in order to prevent death by suffocation.

---

## Catarrh

---

Chronic catarrhal conditions may result from a cold, or any disorder that affects the membranes of the air passages. The

conspicuous symptom is a discharge from the nose, and when this is thin and of a bluish color it is termed nasal gleet. In bad cases where the sinuses of the face and head are bulged and filled with matter, some cutting may be required, and it is best to consult a competent veterinarian. Steaming the nose, as for Distemper, may often be resorted to with benefit. A dram of sulphate of copper three times a day in a small bran mash and continued several weeks, is a favorite treatment with some. Better results may be expected by using Fleming's Tonic Heave Remedy, as through its tonic and blood purifying action it tends to correct all morbid conditions.

---

## *Glanders*

---

A thin, sticky, bluish discharge from one nostril, should cause one to suspect Glanders, and such an animal should be examined by one competent to judge as to whether this disease exists. Sometimes there is a discharge from both nostrils, but most frequently only one, and examining the membrane of the nose, small ulcers will be found. In the beginning, however, none may be detected, or they may be so far up the nose that they cannot be readily seen. These sores are gray in the center and purple at the edges, and vary from mere specks to the size of a dime. Another indication is swelling of the lymphatic glands inside the lower jaw at about where the pulse is felt. These are apt to be enlarged and hard, feeling not unlike a mass of peas or beans.

A glandered horse should be destroyed, as there is no cure, and the disease is dangerous to other animals, and to persons as well.

---

## *Farcy*

---

Many of our customers inquire regarding the treatment of "farcy buds." These are present in both acute and chronic Farcy, and are lumps appearing upon the skin, finally breaking into a raw sore or ulcer. Farcy is closely allied to Glanders; in fact, it is regarded as a form of

Glanders, and most veterinarians advise that an animal so afflicted be destroyed and buried. This is undoubtedly the safest course to pursue, but as many are not agreeable to sacrificing the horse and wish a treatment, we recommend the following: Give Fleming's Tonic Heave Remedy to purify the blood and build up the general constitution. To the "buds" apply Fleming's Fistula and Poll Evil Cure rather lightly. This will dry them up and cause them to heal. A permanent cure is not to be expected, but the disease can usually be kept down in this manner.

---

### ***Hide-Bound***

---

This is not a disease, but results from general disorder and impoverishment of the system. It is common among farm horses that have stood idle in the stable and had insufficient care during the winter. Though the appetite may be good, the food is not properly digested and assimilated, the blood is impure, the animal is thin in flesh, the skin is tight over the ribs and the hair tends to stand erect.

In a case of this kind you can hardly go amiss by beginning treatment with a dose of physic. Then give Fleming's Tonic Heave Remedy to correct the digestion, purify the blood, and tone up the system. Nothing else puts a horse in condition so quickly, and the good that it does is lasting.

---

### ***Indigestion***

---

Though loss of appetite is a common symptom of indigestion, some horses suffering from stomach derangement are extremely greedy and will eat almost anything. Rough coat, general weakness and paleness of the mucous membrane are usually observed. Give a moderate amount of clean and easily digested food. Fleming's Tonic Heave Remedy is the best possible treatment for all forms of indigestion. It acts directly upon the stomach, strengthening the organ and promoting a normal secretion of the diges-



66 Read our Guarantee on Page 95.

tive fluids. A light dose of physic in the beginning is advisable in most cases.

---

## *Skin Diseases*

---

For all skin diseases marked by the presence of pimples, rash or eruptions, and not due to lice, mites or other parasites, Fleming's Tonic Heave Remedy is a perfect treatment. There are half a dozen or more different ailments of this class, each presenting some characteristic symptom, but as all are due to blood disorder and require a blood purifying remedy, it is not necessary to speak of them separately. Fleming's Tonic Heave Remedy is a prompt and thorough blood purifier, and quickly removes the cause of these ailments. In ordinary cases a dose every other day is sufficient, and in beginning the treatment a physic is pretty certain to be of much benefit.

---

## *Mange*

---

Mange is a contagious skin disease due to a parasite. It usually appears first upon the neck, withers, or at the root of the tail, gradually spreading to other parts. A watery fluid oozes out and dries, forming scabs, and the itching is so intense that the animal will bite or rub the part until it is raw.

---

## *Fleming's Lice and Mange Powder*

---

For Lice or Mange on horses, cattle, sheep or swine, there is nothing more effective than this Powder. It simply destroys all parasites on stock. Use it promptly, giving a second application in a week and you will thoroughly clean up the worst case. Many mangy horses are in poor condition. Give them a course of Tonic Heave Remedy. Cattle in bad condition should have some of our Cattle Tonic.

Mailed prepaid for 50 cents.

## *W o r m s*

---

There are numerous species of parasites that inhabit the stomach and intestines of horses and mules. Most common of all is what is known as the round worm, which sometimes attains a length of twelve to fifteen inches. The presence of worms is indicated by a tendency of the horse to elevate the upper lip and rub it against the manger, rough coat, poor condition, ravenous appetite, pot-belly, and the presence of mucus or an occasional worm in the feces passed.

It is doubtful if worms can exist where the digestive processes are in proper tone and a normal quantity and quality of gastric juice is secreted.

Give a dose of Fleming's Veterinary Worm Tablets in bran mash twice a day for 10 days. Then give a purgative dose of Fleming's Veterinary Physic. Repeat as above if necessary, and follow with Fleming's Tonic Heave Remedy to put animal in good condition.

---

## *Pin Worms*

---

These are small white worms, half an inch to two inches in length. They usually inhabit the rectum, and the animal manifests an itching sensation in the part by rubbing against the stall. Another indication of pin worms is the formation of a yellowish white crust at the verge of the rectum.

These worms are best removed by injections into the rectum, though if the general symptoms of worms are present, it is probable that they are infesting the colon as well, and the internal treatment recommended for round worms should be given in connection with the injections.

Take two ounces of quassia chips, which may be had of your druggist, and steep them over night in a pint of water. Then inject warm water freely to clean out the rectum, and follow by injecting the quassia infusion. Repeat in a few days if required.

## *Bots*

---

Bots are the larva of several species of gadfly that paste their little white eggs on the long hairs beneath the chin, and on the shoulders, breast and fore legs of horses. These eggs soon hatch, and the young larva crawls down to the skin, irritating the part and causing the horse to nibble or lick himself. In this way they are taken into the mouth and pass down to the stomach, attaching themselves to the left half of this organ, the lining of which is a tough membrane like the lining of the gullet, and does not secrete gastric juice. There they remain during the winter, absorbing nourishment from the contents of the stomach, and in the spring loosening their hold, passing out and burrowing into the soil, where in due course they are transformed into a fly.

Trim off the long hairs from the parts where the eggs are deposited, and apply a little oil daily. This will prevent the eggs from sticking so readily.

---

### *Fleming's Bot Remedy*

---

We have now a special remedy that expels this parasite. A dose is given twice daily for a few days, then followed by a purgative dose of Fleming's Veterinary Physic.

Price \$1.00 per package.

---

## *Rheumatism*

---

Rheumatism is indicated by general dullness, languor, lack of energy, stiffness of the joints, etc. There may also be swelling or a shifting lameness that changes from one leg to another. Rheumatism is due to the presence of irritating acids in the blood, causing inflammation of the joints and muscles. Sudden exposure to cold and dampness is apt to aggravate the trouble.

Rheumatism must be cured by a blood purifying remedy, and Fleming's Tonic

Heave Remedy is a thorough blood purifier. It expels the irritating acids and thus removes the cause of Rheumatism. At the same time it strengthens the digestive processes and builds up the general health. It is well to first empty the bowels with a dose of physic, then give the Tonic Heave Remedy each evening in bran mash for several days until the case improves, then every other day for a few weeks to obtain a thorough tonic action upon the system.

---

## *Distemper*

---

This is a contagious disease of colts that runs a definite course and seldom attacks the same animal twice. There is a cough, discharge at the nose, soreness of the throat, and the animal stands with the head poked forward. In drinking, some of the water is apt to flow back through the nose. Later on an enlargement forms between the jaws or back of the jaw.



Place the animal in a warm, dry and well ventilated stable. Put a blanket on him and bandage the legs. Give soft and easily digested foods, such as scalded oats and bran. If the soreness of the throat is severe, put a little turpentine or piece of camphor gum in a pail of boiling water, hold it under the animal's head and throw a blanket over the head and pail so that the steam will be inhaled. Repeat this two or three times a day. Apply hot poultices to the tumor that forms, and when it becomes soft, open it to allow the matter to escape. Half an ounce of nitrate of potassium in the drinking water once a day may be given if there is fever. If great quantities of matter accumulate in the nose, steam with the hot water and turpentine as already suggested. Owing to the general weakened condition, it is best not to give a physic. If the bowels do not act

freely enough, give injections of soap and warm water. After the acute stage is over and the animal is recovering, Fleming's Tonic Heave Remedy will be very beneficial, as a good tonic is needed at this time.

---

## *Diarrhoea*

---

Diarrhoea in horses is usually due to something in the food or water that does not agree with the animal. Find and remove the cause if possible. If the case is severe and great quantities of very liquid substance is passed, the animal showing marked signs of exhaustion, the trouble must be stopped as soon as possible. Give two drams powdered opium and one dram acetate of lead in a ball or starch gruel, repeating every two hours until relieved.

In ordinary cases, give two drams fluid extract of belladonna in a pint and a half of linseed oil. After this operates, if the diarrhoea continues, give one dram of powdered opium and one dram of camphor, made into a ball. Repeat in four hours if required.

---

## *Blind Staggers*

---

This trouble appears to be due to some brain disorder, accompanied by imperfect heart action. A tight fitting collar may also bring on the attacks. The animal stops, shakes his head, staggers and falls. After a few convulsive struggles, he may get up and go on as if nothing had happened. Cold water upon the head and neck will usually relieve the animal when the fit comes on. An occasional physic and use of a good tonic remedy tends to ward off the attacks, but no cure is known.

---

## *Blood Poisoning*

---

Pyæmia is the form of blood poisoning most frequently encountered in veterinary practice, and is likely to occur in connection with abscesses or any disease in

which there is an accumulation of pus, and especially if any cutting is done about the part. It is due to some of the poisonous pus getting into the circulation, and is indicated by fever and rapid swelling, which sometimes extends to parts quite remote from the point of suppuration, and, if the animal does not die, secondary abscesses may form.

Death is apt to follow within a day or two after the swelling occurs, though a fair percentage of apparently bad cases recover, owing, perhaps, to a naturally strong constitution and greater ability to combat the invading poison. Give tincture of iron, tincture of gentian, and tincture o. ginger, one ounce of each, in a pint of water, three times a day until the swelling subsides.

---

## *Fleming's* *Absorbent*

---

This preparation does not blister, and will not kill the hair or change its color. It is designed for the reduction of Enlarged Glands of Throat, Loins or Legs, so frequently seen on animals after attacks of Distemper, Influenza, and Lymphangitis. It can be used in either cold or warm weather and will not interfere with regular work. Use it steadily on new, or old Bruises, Strained Tendons, Sore Muscles, Swellings, Old Sores, Puffiness, Capped Knee, Capped Elbow, etc. It is excellent on obscure lameness of Feet or Joints.

If you wish to avoid blisters, there is nothing that will prove so satisfactory. Its action is slow, therefore it must be used with perseverance and regularity.

**Mailed prepaid for \$2.00.**

# Colic

---

Colic kills more horses every year than any other disease. It is the most fatal ailment that occurs with such frequency as to place it in the class of common disorders. It would require many thousands of dollars to cover the annual loss from this disease, and yet not one farmer in twenty takes any serious thought of it until an attack comes and a good horse is gone.

The chief reason why Colic so frequently kills, is because there are seldom any means at hand for treating it promptly. By the time a veterinarian arrives or remedies are obtained, the animal may be past relief or dead. Another reason is that the treatments ordinarily given do not meet the requirements of a severe attack, and act too slowly to relieve with sufficient promptness.

There are two common forms of Colic—Spasmodic Colic and Flatulent Colic. The one is the more prevalent, the other the more fatal. They are separately described farther on.

---

## *Fleming's Colic Cure*

---

If you haven't Fleming's Colic Cure, by all means treat the horse with something else, but only in case you cannot get Fleming's. There may be other good remedies, but the best one is the one to use where the life of a horse is at stake.

Fleming's Colic Cure is to be relied upon, whether the attack is mild or severe. It will surely cure if anything can. It not only relieves the pain, but corrects the condition that causes the pain, and does both quickly. It is the most effective remedy because the most prompt in doing the essential things.

A single teaspoonful dose of Fleming's Colic Cure is usually sufficient. A second dose should be given after an hour if it seems required. The two doses are practically certain to cure all curable cases, but a third dose may be given after another hour if there is no improvement.

Complete Price List on Last Page. 73

The remedy may be given as a drench in half a pint of water, or in an ounce of water by means of a small hard rubber syringe. It is a complete treatment in itself, and no other remedies are required in conjunction with it.

---

## *Colic Protection*

---

Protection against Colic loss is worth a dollar to any man who owns a horse. If he owns several horses, it is worth proportionately more. Fleming's Colic Cure costs one dollar, and is the best protection that you can have.

It will do to defer most things until the necessity comes. Not so in the matter now considered. Colic attacks unexpectedly, and the need of a remedy is urgent. There is no time to send to us for Fleming's Colic Cure, and no certainty of finding it at your druggist's or borrowing it from a neighbor.

This is a remedy that you should have, and that you should order now. It will keep, retaining all its properties, for years to come, and a single bottle is sufficient for four to eight cases. Money promptly refunded if it ever fails to give satisfaction.

Price per bottle, \$1.

Sent by mail on receipt of price.

---

## *Spasmodic Colic*

---

Among the common causes of Spasmodic Colic are the following: Indigestion, overwork, change of food, over-feeding, chilling by sudden exposure, drinking cold water too freely upon an empty stomach, etc. In many cases, however, no particular cause is apparent.

The attack usually comes on suddenly, the animal paws with his fore feet, shifts about, looks around at his side, and may make frequent attempts to urinate. Then the pain ceases and he stands quietly as though nothing were wrong, and may even resume eating.

After a short interval another spasm comes on, likely more severe than the first, and the animal repeats these actions,



also lying down, rolling on his back, getting up, lying down again, etc. In some severe cases a sweat breaks out, the breathing is fast and heavy, and the eyes are staring.

The alternate cramps and periods of relief continue. The attacks become less frequent and less severe and the animal recovers; or, the reverse may follow, the pulse becomes rapid and weak, a cold sweat breaks out, the legs tremble and are cold, the belly is tense, the brain becomes deranged and the horse dies.

The earlier you treat the case the better are your chances of saving the animal. Give one teaspoonful of Fleming's Colic Cure by either of the two methods already mentioned. Relief usually follows in fifteen minutes to half an hour. If, however, the case is a severe one and there is no improvement within an hour, repeat the dose. Within two hours the bowels are apt to move quite freely. Allow several days' rest and feed moderately. Some horses are subject to repeated mild attacks of Colic. Such animals should be given a good tonic occasionally to keep the digestive system in order. Fleming's Tonic Heave Remedy meets the requirements.

---

## Other Treatments

---

If you haven't Fleming's Colic Cure, give the following: One ounce chloral hydrate dissolved in a little water and added to eight ounces of raw linseed oil. To this add one ounce of turpentine, shake the mixture thoroughly and give as a drench. If relief does not follow in an hour, give another dose.

Another remedy is one ounce sulphuric ether and two ounces tincture of opium in half a pint of water every half hour until relieved. Follow with a physic if it seems required. Injections of soap and warm water are also helpful.

---

## Don't Mistake Symptoms

---

Inflammation of the Bowels is sometimes mistaken for Spasmodic Colic. As

the treatment should be different, it is well to note symptoms carefully.

Inflammation of the Bowels comes on gradually, and is usually preceded and always accompanied by increased pulse and temperature. The legs and ears are generally cold, and the pain is constant, there being no intervals of relief. The animal may lie down, but is not apt to roll so violently as in Spasmodic Colic. The membranes of the nose and mouth are congested and quite red, the mouth is hot and dry and the animal is thirsty. As the case progresses the belly becomes tucked up and hard, and pressure with the hand causes the horse to flinch.

Spasmodic Colic comes on suddenly, is not preceded by fever, and the pulse remains natural until the case is somewhat progressed. The legs and ears are warm at first, but may become cold in the last stages of a severe case. There are intervals of relief when the animal will remain quiet. The mouth is moist and the membranes have their natural color. Pressure upon the bowels seems to relieve rather than increase the pain.

---

## *Flatulent Colic*

---

The causes of Flatulent Colic are similar to those of Spasmodic Colic. Eating a large quantity of green food when not accustomed to it, is a common cause.

The symptoms develop more slowly than in the spasmodic form. The horse may appear dull and sluggish, may paw some, and may or may not lie down. Gas accumulates in the stomach and intestines, and the abdomen is distended, producing a drum-like sound when struck with the hand. The symptoms now become more distressing, and, unlike Spasmodic Colic, there are no periods of relief. The breathing is difficult, and the horse is apt to perspire freely. Unless relieved, death may occur at any minute. In urgent cases tapping the colon is sometimes resorted to, but an inexperienced person should not attempt it.

Give a teaspoonful of Fleming's Colic Cure, and in one hour repeat the dose unless the symptoms are pretty well relieved.

If you haven't this remedy, give a good dose of physic, then follow with two table-spoonfuls of bicarbonate of soda and a like quantity of ground ginger in a quart of hot water. Blankets dipped in hot water and applied around the belly will relieve. An injection into the rectum of eight ounces raw linseed oil to which is added an ounce of turpentine, will also be helpful.

---

## *Inflammation of the Bowels*

---

This ailment is not especially common, and the cause is usually obscure. It is apt to have a fatal termination, and is sometimes mistaken for Spasmodic Colic. See the comparison of symptoms immediately following our mention of that disease.

Give two drams powdered opium and twenty drops tincture of aconite every two or three hours in a little gruel. Apply mustard plasters to the belly, bandaging them on. After the trouble is relieved, give one dram of calomel twice a day. Give hay tea and flour gruel, then boiled and mashed roots, crushed and scalded oats, etc., gradually working back to regular food. Bran is not a very good food in such a case, as it is apt to irritate the bowels.

---

## *Influenza*

---

This is a contagious germ disease known to many as "Pink Eye." It usually occurs during the spring and fall months, and has at times been very prevalent. The symptoms are general weakness, lassitude, fever, quick pulse, inflamed membranes, redness of the eyes, sneezing, discharge from the nose, cough, sore throat, etc. The animal is apt to be thirsty, and sometimes will eat hay readily, but refuse grain.

Give entire rest in a comfortable and well-ventilated stable, blanket the patient and bandage his legs. Allow plenty of cold water, and feed bran washes, scalded oats, etc. If the cough is severe, put a

piece of camphor gum as large as a walnut in a pail of boiling water and compel the animal to inhale the steam by holding the pail under his nose and covering head and all with a blanket. Continue this about twenty minutes at a time, three or four times a day. If the eyes are much inflamed, bathe with Fleming's Veterinary Eye Lotion. Half-ounce doses of nitrate of potassium should be given in drinking water once or twice a day for a couple of days. Care and nursing are more important than medicines in most cases of Influenza. After the acute symptoms have passed away, give Fleming's Tonic Heave Remedy to assist in overcoming the debilitating effect of the disease.

---

## ***Big Head***

---

This is a disease of young horses, seldom occurring after the animal has attained the age of six or seven years, and is most prevalent in several of the southern states. In appearance the disease somewhat resembles Lump Jaw in cattle, but is different in character, and is apparently due to defective nutrition, there being a lack of phosphates, so essential to the growth and health of the bones. An enlargement of the bone occurs on one or both sides of the head, and later a discharge may appear. All the bones of the body are to some extent affected, and the trouble may end in complete degeneration of the bony structure.

Treatment should begin in the early stages, as not much can be accomplished in advanced cases. Give nourishing foods, and keep the processes of digestion and assimilation in the best possible order by use of a good tonic remedy. Fleming's Tonic Heave Remedy, given each evening for a week, then every other evening for another week, then discontinued two weeks, repeated again, and so on, will give better results than anything else we know of. Lime water is also an important part of the treatment, as it supplies material that is essential in restoring the bones to a normal state. Take a large earthen jar or other suitable vessel, put in it a quantity of fresh lime, add what water it will absorb and allow it to slack

78    Read our Guarantee on Page 95.

thoroughly, then fill up the vessel with water, and let stand a few days before using. Give a pint of this in drinking water or feed two or three times a day.

---

## ***Kidney Disorders***

---

Organic disease of the kidneys is quite rare in horses. Do not be alarmed if the urine is off color or varies in quantity occasionally. The food, work, weather, or any slight constitutional disorder, may have these effects. If it seems advisable to stimulate the action of the kidneys somewhat, this may be done by use of one of the following diuretics: Nitrate of potassium, one-fourth to one-half ounce once or twice a day in drinking water; powdered rosin, half an ounce once or twice a day; buchu, half an ounce once or twice daily. If inflammation or a diseased condition of the kidneys is suspected, have a competent veterinarian examine the animal.

---

## ***Fleming's Diuretic Powders***

---

These powders are particularly adapted for use in Disorders of the Bladder and Kidneys, Lung Fever, Influenza, Distemper, Lymphangitis, Acute Founder, Stockings of the Legs, Rheumatism, Garget and all cases of Fever.

Price \$1.00 per box.

---

## ***Fleming's Sedative Lotion***

---

This remedy is used as a handy Stable Liniment and Cooling Lotion. Use it on all cases of recent injuries, such as fresh Bruises, Sprains, and wherever Hot Swellings and Feverishness are present. It is sent out in concentrated form. Mix one part of Sedative Lotion with eight parts of water, and it is then ready for use. Put up in two sizes.

Small size, 50 cts.    Large size, \$1.00.

# Sweeny

---

Sweeny is a very common trouble, and is especially liable to occur in young horses that have but recently been put to work. It results from a sprain, and is marked by rapid wasting away of the muscle that fills the posterior cavity on the outer side of the shoulder blade. In some bad cases the shoulder blade becomes so denuded that there appears to be no flesh at all between the skin and the bone. As there is little or no lameness in the beginning, this shrinking of the muscle is apt to be the first symptom observed. Sweeny should be treated promptly, as later on there is apt to occur a fatty degeneration of the tissues, and complete restoration is not always possible.

A form of Sweeny may also result from Ringbone, or any lameness that interferes with the natural functions of the shoulder muscles. In such cases the shrinking of the part usually progresses more slowly, and, of course, in effecting a cure the cause of the trouble must be considered and given the required treatment. There is also what is known as Hip Sweeny. Cases of this kind are quite rare, and should be treated in the same manner as Sweeny of the Shoulder.

---

## *Fleming's Sweeny Cure*

---

Fleming's Sweeny Cure is a remedy that possesses a peculiar property. It is the only remedy of the kind upon the market, and it does a thing that no other remedy in the world is known to do. This peculiar thing that it does is of first importance in the treatment of Sweeny.

The first visible result from an application of Fleming's Sweeny Cure is a mild blister. But its action is not upon the surface only. There is a deeper and much more important action, the result of which cannot be seen at once. The tissue-forming processes are so stimulated and reinforced that the wasting of the muscle

not only ceases, but the rebuilding begins. So potent is this influence of the remedy that even among the old cases of long standing, there is seldom one that does not respond promptly. Several weeks, or even a couple of months, may be required to effect a cure in many cases, but where the muscle has almost entirely disappeared, it is to be expected that a little time will be required to restore it.

The treatment is very simple. Clip the hair from center of the shrunken place and apply Fleming's Sweeny Cure to a spot about the size of a dollar. If the depression is very large, two such applications may be made at the same time, one a few inches above the other. If scabs form, apply a little clean lard or vaseline to keep them soft. If by the time the part heals the shoulder has not filled, use the remedy again upon different surfaces, continuing the treatment in this manner until the work is accomplished. Absolute rest during treatment is not necessary, but any work given should be light and upon smooth ground. Applied as we direct, there is no danger of destroying the hair or producing a scar.

Fleming's Sweeny Cure is guaranteed to cure. Should it ever fail, notify us and the purchase price will be refunded.

Price per bottle, \$1.

Sent by mail to any address.

---

## *Shoulder Lameness*

---

Lameness in the shoulder is indicated by the animal carrying his head low, dragging the toe on the ground, swinging the foot outward in bringing it forward, or standing with the joints bent and heel raised, but without advancing the lame foot in front of the other. Such lameness may be of a rheumatic nature, or due to strain or injury of some sort. In cases where there are no outward signs, such as heat or swelling, it is often very difficult to locate the seat of lameness.

If the part is hot and swollen, apply two or three times a day the sedative lotion, formula for which is given on another page. If after the swelling and heat disappear the lameness continues, apply,

**Complete Price List on Last Page. 81**

Fleming's Sweeny Cure upon a spot the size of a dollar, repeating on a different spot in two weeks or so if required. Where there is no heat or swelling, use the Sweeny Cure in the same manner, applying where in your judgment it is most required.

As an assortment to keep on hand we suggest the following remedies:

Fleming's Tonic Heave Remedy because it is such a fine Tonic and Conditioner.

Fleming's Colic Cure, because it may save the life of a valuable animal by prompt use.

Fleming's Spavin Liquid, because it can be used as a general blister.

Fleming's Veterinary Healing Oil, because it is a general healer for stable or house.

Fleming's General Liniment, because there is no better liniment and you always need a liniment.

Fleming's Veterinary Eye Lotion because it relieves inflammation of the eyes promptly.

Fleming's Veterinary Physic, because it may be needed for an animal that is off its feed. The other remedies you will have time to order as wanted.



# Healing Wounds

---

In healing wounds there is nothing more essential than preventing germ infection. As germs are everywhere and cannot be avoided, we must depend not so much on keeping them out of the wound as destroying those that enter. Every fresh cut should have antiseptic or germ-destroying treatment of some sort. If the remedy possesses healing properties in addition to being antiseptic, so much the better. In the absence of anything more suitable, use a carbolic solution for cleansing the wound, two teaspoonfuls carbolic acid to a quart of water. Carbolated oil, one part carbolic acid to eighteen or twenty parts sweet oil, is a good antiseptic dressing. Apply it rather lightly. Strong and irritating liniments should not be used. As a general rule, it is best not to wash wounds any more than is absolutely necessary to remove dirt or stop blood, and this should be done by flowing water over the wound rather than wiping with a sponge. Washing after the healing begins is seldom required, and usually harms more than it helps.

---

## *Fleming's Veterinary* ✱ *Healing Oil*

---

This is purely an antiseptic and healing remedy. No germ infection can exist in a cut or wound where it is applied. It promptly destroys every form of germ life, and does it without irritating the tissues. In addition to its antiseptic properties, it has a positive healing action, assisting nature to unite the severed tissues or build new flesh to replace that destroyed.

Fleming's Veterinary Healing Oil will heal any kind of a wound or sore that can be healed, and it heals in cases where nothing else will heal. There could be no more perfect remedy of its kind, and it cannot fail where a healing action only is required.

The use of this remedy need not be confined to stock. It is just as healing on human flesh as any other, and is absolutely safe to use on any kind of a wound or sore. It is a remedy that should be kept on hand by everybody, as it may be badly needed at any time. The cost is slight, a bottle goes a long way, and we guarantee it to give complete satisfaction.

Price per bottle, 50c.

Mailed prepaid to any address.

---

## *Incised Wounds*

---

An incised or clean cut wound lengthwise of a muscle will usually heal quickly by adhesion if the edges are drawn together and stitched. First, examine the wound for any foreign substance that may be there. If any large blood vessels are cut, they should be tied. Moderate bleeding may be checked by cold water applications. If there is little or no bleeding, and no dirt in the wound, washing is not required. If necessary to wash to remove dirt or blood clots, flow tepid water through the wound.

After washing, wait a few minutes to let the wound dry somewhat, then with a feather apply Fleming's Veterinary Healing Oil to the lacerated surfaces, draw the edges together and stitch with strong silk or linen thread. The needle should be passed through the skin about a quarter of an inch back from the severed edges, and the ends of the thread tied at each stitch. Put in a stitch about every three-quarters of an inch. Apply the Healing Oil along the cut and over the stitches, repeating the application lightly once or twice a day.

If the wound is across the muscle and an inch or more in depth, stitching will be of little benefit, as the cut in the muscle will spread beneath the skin. In other respects, treat in the same manner, applying the Healing Oil lightly once or twice a day with a feather.

---

## *Lacerated Wounds*

---

A torn and ragged wound should be cleansed of dirt and the bleeding checked

as recommended for cuts. Then apply Fleming's Veterinary Healing Oil, and continue with light applications once or twice a day. There is no use in stitching the ragged edges of the skin, as these will slough off in time, and closing such a wound is apt to do more harm than good, as the matter that accumulates does not escape so readily.

---

## *Punctured Wounds*

---

Punctured wounds are apt to prove troublesome unless carefully treated, and are always more or less dangerous. They are apt to contain dirt, hair, slivers of wood or some foreign substance. Examine the wound and remove anything of the sort that may be found. Take a soft strip of muslin, moisten with Fleming's Veterinary Healing Oil, and with a probe press it to the bottom of the opening. Let it remain there. Draw out the muslin and put in a fresh one twice a day for several days. This will destroy any germ infection that may be present, and will prevent the wound from closing too quickly on the outside.

If you have none of the Healing Oil, use carbolic solution or carbolated oil in the same manner. Discontinue the muslin after matter forms, but inject a small quantity of the remedy into the opening occasionally if you can do so.

---

## *Wire Cuts*

---

The number of horses lacerated by barbed wire is astonishing, and in a large percentage of instances the wound does not receive proper treatment. As these cuts are so frequently received below the knees and hock joints, where, instead of muscular tissue, tendons, ligaments and cartilage are torn, great care is often required to get them to heal promptly and without leaving blemishes.

Put the animal in a stall where he will be quiet. Cleanse the wound with tepid water if it seems required, then apply Fleming's Veterinary Healing Oil somewhat freely with a feather. After this,

repeat the applications rather lightly once or twice daily. The tendency is to use more of the remedy than is required. Wire cuts vary a great deal in character, and you should use your own judgment as to stitching.

If the injury is not discovered at once and the animal wades through weeds, wet grass and dirt until inflammation is set up in the part, bathe every hour or so with the following lotion: Half an ounce acetate of lead, half an ounce sulphate of zinc, two ounces tincture of arnica, in one quart of water. Keep this up until the inflammation is reduced, then use the Healing Oil. If you haven't the Healing Oil, continue with the lotion, applying three times daily until healed.

There is a tendency in wounds upon the legs of horses, especially if neglected or badly treated, for the center of the sore to fill up higher than the surrounding skin. Where this occurs a blemish is likely to remain after the part is healed. Apply a little powdered corrosive sublimate every third day until the protruding part is properly reduced. Do not use this too freely—never more than a quantity the size of a pea, as it might poison the animal through absorption. Apply with a smooth flat stick. After reducing the part, go on with the healing applications.

---

## *Old Sores*

In the case of an old sore that refuses to heal, there is usually germ infection or a diseased condition of some sort present. Fleming's Veterinary Healing Oil is especially well adapted for such cases. It destroys the germs, cleanses the sore of poisonous accumulations, and promotes the formation of healthy tissue. We have been informed of some most remarkable cures of this kind. Apply rather freely in the beginning, and more lightly as the healing progresses.

---

## *Proud Flesh*

In raw sores where through some cause or other inflammation has been set up, a

26 Read our Guarantee on Page 95.

soft, flabby, bulging, unhealthy growth is liable to occur, commonly known as proud flesh. Touch the part lightly with a stick of lunar caustic until a thin white film is produced, or dust with powdered burnt alum. Do this daily until the part takes on a more healthy appearance, then use Fleming's Veterinary Healing Oil.

---

## *Burns and Scalds*

---

If you ever burn or scald yourself, and have Fleming's Veterinary Healing Oil at hand to apply, you will right then learn to appreciate the remedy. Nothing else takes the fire out of a burn so quickly, whether on a person or a horse. The healing begins almost at once, and there is practically no soreness unless the burn is a deep one.

For a large burn on a horse, it is just as well to dilute the remedy with two or three parts of sweet oil or linseed oil.

---

## *Galls*

---

For harness galls of every description, sore shoulders, sore neck, sore back, crupper sores, etc., there is nothing better than Fleming's Veterinary Healing Oil. It is best to give rest until the sores heal. If this cannot be done, see that the harness fits properly, and relieve the sore parts as much as possible. Wash the perspiration from the sores each evening if the horse is worked, and when dry apply the Healing Oil rather lightly.

---

## *Scratches*

---

Among the common causes of Scratches or Cracked Heels are the following: Leaving the feet wet and muddy; cold air coming through cracks in the stable floor and striking the heels; filthy stables; standing in putrid pools in the straw yard; standing in snow or slush, etc. Begin treatment by washing the heels with hot water and pure castile soap. Dry thoroughly and apply Fleming's Veteri-

Complete Price List on Last Page. 87

nary Healing Oil rather lightly. Continue using the Oil daily, keep the horse out of the mud, keep the stable clean, and stop any cracks in the floor that admit drafts.

---

## Grease Heel

---

This disease is similar to Scratches, but in a more aggravated and chronic form.



The lymphatic vessels of the part fill with fluid, which oozes out, forming a crust. Under it the skin becomes sore and breaks open, and frequently there are morbid growths of cells, developing into quite large bunches.


Often the disease is accompanied by digestive trouble, blood disorder, etc.

The same treatment recommended for Scratches is effective in most of the moderate cases of Grease-Heel. If it fails to do the work in a reasonable time, apply Fleming's Fistula and Poll Evil Cure lightly with a feather, once a week for several weeks, then use the Healing Oil. Give a mild physic occasionally, especially if the legs swell. Avoid over-feeding, give moderate exercise, and use a good tonic and blood purifying remedy.

Obstinate cases and where there is swelling or stocking, need internal treatment as well. Give a dose each of Fleming's Tonic Heave Remedy and Fleming's Diuretic Powders together in a bran mash twice daily for a week, then only once a day. A Physic Drench is also advisable.

Show this book to your neighbor.  
Tell him he can have a **FREE COPY**  
by writing us for it.








# MICROCOPY RESOLUTION TEST CHART

(ANSI and ISO TEST CHART No. 2)



APPLIED IMAGE Inc

1653 East Main Street  
Rochester, New York 14609 USA  
(716) 482 - 0300 - Phone  
(716) 288 - 5989 - Fax

# ***Eye Diseases***

---

Where blindness or partial blindness in animals is due to some affection of the optic nerve, or to a change taking place in some part of the eye structure, restoration of the sight is impossible. Cataract is not successfully treated in animals. An opaque or milky appearance of the eye is usually incurable, unless merely a whitish scum accompanying inflammation.

We must direct our efforts toward preventing blindness rather than curing it, and proper attention to acute inflammations of the eyes is the best possible means of prevention. All swollen, sore, inflamed and watery conditions of the eyes should receive treatment.

---

## ***Fleming's Veterinary Eye Lotion***

---

The use of this remedy is indicated wherever there is any inflammation of the eyes, no matter what the cause. If it were kept on hand and properly used at the right time, there would be little blindness among stock. Loss of sight is nearly always due to injury to the eye structure through some form of inflammation, and inflammation of the eyes cannot continue where this remedy is used. There is no other preparation of the kind upon the market that we know of, but if there were scores of them, none could meet the requirements more fully.

Fleming's Veterinary Eye Lotion should be used for all weak, watery, swollen or inflamed conditions of the eyes of animals. It is non-poisonous, entirely harmless, costs but little and will keep forever. It is prepared in very concentrated form, and is to be added to one quart of water before applying.

Price per bottle, 50c.

Sent by mail on receipt of price.

---

## ***Inflammation of the Eyes***

---

This may result from colds, injuries, bites of insects, foreign substance in the

eye, etc. It is always well to make an examination for chaff or dirt, and especially if but one eye is affected. If there is considerable swelling or feverishness, bathe the eyes with moderately cool water about three times a day. After each bathing apply Fleming's Veterinary Eye Lotion freely. This can be done by means of a small, soft sponge, sopping the eyes well and squeezing a little of the remedy into them. Keep the horse in a darkened stable until the inflammation subsides.

---

## *Moon Blindness*

---

This is the common name for Periodic Ophthalmia, an inflammation of the eyes that occurs at somewhat regular intervals. Owing to this characteristic, some people believe that the changes of the moon have something to do with it, but the moon is entirely innocent. The attack may come on very suddenly, even in a single night, and one or both eyes may be affected. The upper eyelid droops, light is painful and the eye waters freely. In some cases the eyeball may take on an amber color. The trouble usually subsides in about ten days, and is apt to appear again in a few weeks or months. The first attack seldom causes blindness, but repeated attacks derange the eye structure, destroy the sight, and the eye takes on a bluish white appearance.

Moon Blindness is in reality a constitutional disease, of which the eye trouble is the prominent symptom. No absolute cure is known, though where Fleming's Tonic Heave Remedy is used to keep the system in proper tone, the attacks are less frequent, much milder and are sometimes avoided for years.

Proper attention during each period of inflammation will save the sight. Place the animal in a darkened stable and use Fleming's Veterinary Eye Lotion three times a day.

---

## *Contagious Ophthalmia*

---

This disease is quite common among cattle in some sections, and it appears

90 Read our Guarantee on Page 95.

that those grazing upon low, wet lands are most subject to it. One eye or both become inflamed and swollen, and after three or four days a clouded spot appears in the center of the eye. In severe cases blindness is a frequent result.

As soon as the disease appears, separate the affected animals from the well ones to lessen the danger of its spreading. Keep them in a shaded or darkened place. Bathe the eyes freely with cool water, then apply Fleming's Veterinary Eye Lotion two or three times a day. Give each adult animal a pound dose of Epsom salts dissolved in two quarts of water. Follow twelve hours afterward with half-ounce doses of nitrate of potash, twice daily in water. Give calves a proportionate dose of each according to size.

We wouldn't quit business, even if we were rich. There's a satisfaction in doing things better than they have ever before been done, and that satisfaction is worth more than the money to be made. There are a good many thousands of people who believe that, through our remedies, we are doing better work than any one else ever did in the same line, and we believe it ourselves. So we are going to keep right on doing it and enjoying it, and doing as much of it as we can.

# ***Polling Calves***

---

There is no reason why cattle in this age of the world should have horns. There are a good many reasons why they should not. Horns are but a relic of the past when cattle in their wild state needed them as a means of defense. To-day, horns are a source of danger rather than safety, and stockmen find dehorning profitable.

Hornless cattle lose their combative tendencies. They feed, rest and grow better, and bring better prices. Cattle buyers figure on scarred hides among horned cattle, also upon danger during shipment and greater cost of transportation, as horns lessen the capacity of a car by two to four head. Then, too, the feed required to grow a pound of horn will grow several pounds of flesh.

---

## ***Fleming's Chemical***



## ***Hornstop***

---

The time to dehorn is before there are any horns. The dehorner to use is Fleming's Chemical Hornstop. Easy to use, perfectly safe, and always certain. Just a little paste applied to the horn button, and the horn does not come. No stub horns, no further development at all—they stop right there. Nor is the treatment severe—Fleming's Hornstop scarcely makes a sore, and there are no indications of pain whatever. Don't judge it by anything else you have tried—this preparation is made to do just what it should do, and nothing that should not be done.

Fleming's Chemical Hornstop is economical to use. It is a pinkish paste, put up in collapsible tubes, each tube being sufficient to poll twenty-five or more calves. Just clip the hair over the horn button and stick on a piece of Hornstop the size of a pea. One treatment is sufficient if applied soon enough. The best time to use it is when the calf is three days to a week old. No use to use it after the horns come through.

92 Read our Guarantee on Page 95.

Fleming's Chemical Hornstop is guaranteed—if it does not stop the horns and do it perfectly, write for your money back.

Price, per tube, 50c.

Mailed anywhere on receipt of price

---

## *Horn-Fly*

---

In some sections cattle are greatly harassed by swarms of small black flies, about half the size of the ordinary house fly, which cluster around the base of the horns, eating the surface raw and occasionally producing blood poisoning and death.

We know of no better fly-chasing compound than the following, and so far as we have heard it has been effective in keeping away the horn-fly: Fish oil, two quarts; crude carbolic acid, one pint; oil of pennyroyal, one ounce; oil of tar, ten ounces; kerosene, one quart. Mix thoroughly and apply with a brush or sprayer every two or three days.

---

## *Abortion*

---

Where abortion or premature birth of the young occurs, it is apt to be due to a kick, blow, slip, fall, or injury of some sort. Fright may also produce abortion, or it may result from disease of the foetus itself. It is well, also, to avoid smutty grain, overfeeding, close, hot and foul-smelling stables, stalls sloping too much backward, too severe exertion after continued idleness, large drafts of cold water when very thirsty, etc. Do not drive a mare in foal near a slaughter house or place where an animal has been killed, nor compel her to go up to anything that she is afraid of.

Abortion usually occurs during the first half of the period of gestation, but may occur later. If very early in the period, it affects the general health of the animal very slightly, as a rule. If late in the period, there is restlessness, filling of the udder, symptoms of pain, and the usual signs of approaching parturition. If the trouble is discovered early enough, abortion can sometimes be prevented by giv-

ing two drams of powdered opium in a little gruel every two hours until the uneasiness passes off. In most cases where abortion occurs, no treatment is necessary other than keeping the animal quiet a few days and feeding easily digested foods.

---

## ***Contagious Abortion***

---

A contagious disease of the genital membranes, due to a vegetable parasite, occurs among cows, producing abortion. One animal after another may abort, and it is often a difficult matter to get rid of the trouble. Observing sanitary conditions and liberal use of disinfectants is about the best precaution against it.

Where contagious abortion breaks out in a herd, give each animal half a dram of carbolic acid in bran mash once or twice a week. Syringing the vagina with carbolic solution, one part carbolic acid to fifty parts water, is recommended unless the animal is pregnant, in which case merely sponge the external parts with the solution. When an animal aborts, separate it from the others, and destroy the foetus and membranes with fire, or bury, covering with fresh lime before filling in the earth. Use disinfectants about the stable or places where the animals are accustomed to lying down.

---

## ***Disinfectants for Stables***

---

A good disinfectant to use about stables, hog houses, poultry houses, etc., is ordinary, fresh, unslacked lime. It is inexpensive in most localities, and more of it should be used for this purpose.

Another good one that meets all ordinary requirements, is crude carbolic acid. It is not expensive, especially when you buy a gallon or so at a time. Dilute the crude acid with fifty parts of water, first stirring it up with a little hot water, then adding cold water to make up the proper quantity. It can be sprinkled about or used in a spray pump. No matter what kind of a disinfectant you are

94 Read our Guarantee on Page 95.

using, remember that a great deal depends upon the thoroughness with which you do the job.

---

## *Sterility*

---

Sterility or failure to breed occurs more commonly among the finer and better bred animals, especially those that are kept in show condition by heavy feeding. In many such cases, less feed and more exercise will overcome the trouble. Sterility, however, may be due to general impoverishment, or to various other causes. Each case should be given individual consideration, as no general treatment to meet the requirements in all instances can be outlined. Where the animal is in moderate condition and apparent health, some specific derangement of the generative organs is to be suspected.

In writing or ordering, be sure to give your complete address—the name of your post office, county and province. Some even forget to give their own names, and then wonder why they do not hear from us. If you have written us from one post office, and are now getting your mail at another, mention both the old and new address when you write us.



# *Fleming's Guarantee*

---

Our guarantee is just as plain, simple and straightforward as a guarantee can be.

There is no hidden part of it.

It isn't drawn out and patched up with loose and conditions as guarantees usually are.

It is just as different from the ordinary guarantee as our remedies are different from the ordinary.

It protects you fully.

It insures your getting for your money the value that you expect.

It is just as good and just as binding as though witnessed by a Notary Public and delivered to you in writing, and is just the kind of a guarantee that an honest customer wants, and an honest manufacturer should want to give.

Such a guarantee has the making or the breaking of a business in it, according to the merit of the goods it covers. This one has been a potent factor in our success.

If any one of Fleming's Remedies doesn't do what we say it will do, we will refund to you its price, you to be the judge and your word to go. :: :: :: ::

# Price List of Fleming's Remedies

Order Fleming's Remedies direct from us by mail.

We mail them postage prepaid, and full directions are in every package.

Remit by Post Office or Express Money Order, Registered Letter or Postal Note.

---

Fleming's Lump Jaw Cure.....	\$2.50
Fleming's Spavin Cure (Liquid).....	2.00
Fleming's Spavin and Ringbone Paste.....	2.00
Fleming's Fistula and Poll Evil Cure...	2.50
Fleming's Chronic Cough Powders....	2.00
Fleming's Absorbent.....	2.00
Fleming's Knee-Sprung Cure.....	3.00
Fleming's General Liniment.....	1.00
Fleming's Colic Cure.....	1.00
Fleming's Veterinary Physic.....	1.00
Fleming's Sweeny Cure.....	1.00
Fleming's Tonic Heave Remedy.....	1.00
Fleming's Veterinary Worm Tablets...	1.00
Fleming's Bott Remedy.....	1.00
Fleming's Diuretic Powders.....	1.00
Fleming's Joint Ill Preventive.....	1.00
Fleming's Garget Cure.....	1.00
Fleming's Cattle Tonic.....	1.00
Fleming's Veterinary Healing Oil.....	.50
Fleming's Veterinary Healing Oil (Large size).....	1.00
Fleming's Veterinary Eye Lotion.....	.50
Fleming's Chemical Hornstop.....	.50
Fleming's Sedative Lotion.....	.50
Fleming's Sedative Lotion (Large).....	1.00
Fleming's Lice and Mange Powder....	.50
Fleming's Fistula Syringe.....	.50
Extra Nozzles for Syringe, each.....	.20

75  
30

Add War Tax 4c. on each Dollar.

---

## Any Six-Dollar Assortment for Five Dollars

This is the only reduction we make, and to secure it the remedies must be ordered from us direct, and THE ENTIRE SIX DOLLAR LOT MUST BE ORDERED AT ONE TIME.

Address all Orders to

**FLEMING BROS., Chemists**  
**TORONTO, CANADA**

It is often desirable to have a correct way of describing the points of animals. The accompanying chart shows the various points of cows, following descriptive matter:



- 1—Head. 2—Muzzle. 3—Nostril.
- 4—Face. 5—Eye. 6—Forehead.
- 7—Horn. 8—Ear. 9—Cheek. 10—Throat.
- 11—Neck. 12—Withers. 13—Back. 14—Loins. 15—Hump. 16—Pelvic Arch. 17—Tail. 18—Switch. 19—Chest. 20—Dewlap. 21—Brisket. 22—Shoulder. 23—Forearm. 24—Elbow. 25—Knee. 26—Ankle. 27—Hoof. 28—Heart Girth. 29—Side or Barrel. 30—Belly. 31—Flank. 32—Milk Vein. 33—Fore Udder. 34—Hind Udder. 35—Teats. 36—Upper Thigh. 37—Stifle. 38—Twist. 39—Gaskin. 40—Leg. 41—Hock. 42—Shank. 43—Dew Claw.

The diagram and enumeration of points are taken from the Fifteenth Report of the Bureau of Animal Industry.



