

177465X

Fishes

# COMMERCIAL FISHERIES REVIEW



Vol. 13, No. 5

MAY 1951

FISH and WILDLIFE SERVICE  
United States Department of the Interior  
Washington, D.C.



# COMMERCIAL FISHERIES REVIEW



A REVIEW OF DEVELOPMENTS AND NEWS OF THE FISHERY INDUSTRIES  
PREPARED IN THE BRANCH OF COMMERCIAL FISHERIES

A. W. Anderson, Editor

R. T. Whiteleather, Associate Editor

J. Pileggi and E. G. Gruis, Assistant Editors

Applications for COMMERCIAL FISHERIES REVIEW, which is mailed free to members of the fishery industries and allied interests, should be addressed to the Director, Fish and Wildlife Service, United States Department of the Interior, Washington, 25, D.C.

The contents of this publication have not been copyrighted and may be reprinted freely; however, reference to the source will be appreciated. The Service assumes no responsibility for the accuracy of material from outside sources.

The printing of this publication has been approved by the Director of the Bureau of the Budget, December 15, 1949

## CONTENTS

COVER: BLACK TUNA (~~THUNNUS~~ ORIENTALIS) TAKEN BY SET NET BY JAPANESE FISHERMEN AND LANDED AT KAMOGAWA FISH MARKET, CHIBA PREFECTURE. THIS TUNA IS ESTEEMED BY JAPANESE AND MOST OF IT IS CONSUMED RAW.

	PAGE
TUNA PRODUCTION AND EXPORT POTENTIALITIES OF JAPAN, BY WILLIAM C. HERRINGTON .....	1
FISHERY PRODUCTS AS A SOURCE OF ANIMAL PROTEIN, BY HUGO W. NILSON .....	5
TRADE AGREEMENTS AND THE FISHERY INDUSTRIES, BY ARTHUR M. SANDBERG .....	10
PART I - FISHERY PRODUCTS TARIFF CHANGES AT TORQUAY .....	10
PART II - BACKGROUND ON RECIPROCAL TRADE AGREEMENTS PROGRAM .....	20
* * * * *	
RESEARCH IN SERVICE LABORATORIES .....	26
TRENDS AND DEVELOPMENTS: .....	27
ADDITIONS TO THE FLEET OF U. S. FISHING VESSELS .....	27
ALASKA FISHERY INVESTIGATIONS: .....	
HERRING FISHERY NOTES .....	27
CALIFORNIA 1951-52 SARDINE SEASON OUTLOOK UNFAVORABLE .....	28
CALIFORNIA SARDINE REDUCTION QUOTA FOR 1951-52 ANNOUNCED .....	28
CALIFORNIA STUDIES VALUABLE SQUID FISHERY .....	29
CHESAPEAKE BAY AREA TESTS NEW FISH CONTAINER .....	30
DANISH TROUT IDENTIFIED AS RAINBOW TROUT .....	30
FEDERAL PURCHASES OF FISHERY PRODUCTS: .....	
FRESH AND FROZEN FISH PURCHASES BY DEPARTMENT OF THE ARMY, FEBRUARY AND MARCH 1951 .....	30
CANNED FISHERY PRODUCTS 1952 REQUIREMENTS ANNOUNCED FOR ARMED FORCES .....	31
FISHERY BIOLOGY NOTES: .....	
NEW VESSEL FOR SHELLFISH STUDIES IN LONG ISLAND SOUND .....	32
HATCHING AND REARING SALMON IN RESERVOIR WATER .....	32
GULF EXPLORATORY FISHERY PROGRAM: .....	
GROOVED-SHRIMP EXPLORATIONS CONTINUED BY "OREGON" (CRUISE NO. 7) .....	33
CONTINUED TESTS OF SHRIMP-TRAWLING GEAR .....	34
NEW JERSEY FISHERMEN TO EXPERIMENT WITH DANISH-TYPE OTTER TRAWL .....	34
NORTH ATLANTIC FISHERY INVESTIGATIONS: .....	
TRENDS IN THE NORTH ATLANTIC FISHERIES .....	34
NORTH PACIFIC EXPLORATORY FISHERY PROGRAM: .....	
SHRIMP IN COMMERCIAL QUANTITIES LOCATED BY "JOHN N. COBB" IN ALASKAN WATERS (CRUISE NO. 7) .....	35
PACIFIC HALIBUT FISHERY: .....	
FISHING REGULATIONS FOR 1951 ANNOUNCED .....	36
AREAS 2A AND 1B OPEN SEASON SHORTEST ON RECORD .....	38
SERVICE'S SCHOOL-LUNCH PROGRAM SELLS MORE FISH IN KENTUCKY .....	39
U.S. PACK OF CANNED ALEVIRES, 1950 .....	42
U.S. PACK OF CANNED SHRIMP, 1950 .....	42
WHOLESALE AND RETAIL PRICES: .....	
WHOLESALE PRICES, MARCH 1951 .....	43
RETAIL PRICES, MARCH 1951 .....	45
TRENDS AND DEVELOPMENTS (CONTD.): .....	PAGE
ECA PROCUREMENT AUTHORIZATIONS FOR FISHERY PRODUCTS .....	45
ECONOMIC COOPERATION ADMINISTRATION PROGRAM NOTES: .....	
GERMAN FEDERAL REPUBLIC GRANTED LICENSES FOR PEARL ESSENCE .....	46
FURTHER AID TO BELGIUM SUSPENDED .....	46
ESTABLISHMENT OF A SPECIAL TECHNICAL AND ECONOMIC MISSION TO THE PHILIPPINES .....	46
ECONOMIC AID TO THE COUNTRIES OF ASIA AND THE PACIFIC .....	46
FOREIGN: .....	47
CANADA: .....	
BRITISH COLUMBIA HERRING FISHERY 1950-51 .....	47
FISHERIES RESEARCH BOARD OF CANADA REVIEWS ITS ACTIVITIES .....	47
PRINCE EDWARD ISLAND FISHERIES DEVELOPMENT COMMITTEE CREATED .....	49
RECORD HALIBUT CATCHES REPORTED IN 1950 .....	49
CHILE: .....	
FAO TECHNICAL ASSISTANCE AGREEMENTS INCLUDE FISHERIES .....	49
GERMAN FEDERAL REPUBLIC: .....	
LIFTING OF SHIPBUILDING RESTRICTIONS WILL AID FISHERIES .....	50
INDONESIA: .....	
FISHERIES PRODUCTION, 1950 .....	50
FISHERIES ADVISOR NAMED FOR DEVELOPMENT PROGRAM .....	51
ISRAEL: .....	
POINT FOUR AGREEMENT INCLUDES DEVELOPMENT OF FISHERIES .....	51
JAPAN: .....	
ANTARCTIC WHALING CATCH, 1950-51 .....	52
FIFTH TUNA EXPEDITION UNDER WAY .....	52
PROGRESS IN FISHERIES REFORM PROGRAM .....	52
STUDY OF EXPANDING WATER USES AND EFFECT ON FISHERIES .....	54
MEXICO: .....	
GUAYMAS SHRIMP INDUSTRY OVEREXPANDED .....	54

# COMMERCIAL FISHERIES REVIEW

May 1951

Washington 25, D.C.

Vol. 13, No. 5

## TUNA PRODUCTION AND EXPORT POTENTIALITIES OF JAPAN

By William C. Herrington\*

AN ADDRESS ("JAPAN'S POSITION AND POTENTIALITIES") GIVEN AT THE FISHERIES FORUM (PANEL NO. 2 - "THE PROBLEM OF FISHERY IMPORTS") OF THE SIXTH ANNUAL CONVENTION OF THE NATIONAL FISHERIES INSTITUTE, HOTEL STATLER, BOSTON, MASS., APRIL 9, 1951.

\*\*\*\*\*

### INTRODUCTION

The problem of foreign imports directly or indirectly affects practically every fisherman, boat owner, processor, and dealer in the United States. It is a problem which will remain with you throughout your future business activities. This problem also affects United States citizens in general because of its relation to United States foreign economic policy and the food budget of the consumer. Since it affects so many people in addition to you and others in your particular segment of the industry, you must accept the fact that United States policy regarding imports will not be based alone on your interests and desires. You will get the import policy and action you seek only to the extent that you can convince the United States people and Government that the policy you advocate will contribute to the best interests of the United States as a whole. It is, therefore, essential that you develop a sound policy and the prerequisite for such a development is a thorough understanding of all the factors involved.



FIGURE 1 - IZU PEN, A TYPICAL FISHING VILLAGE NEAR ITO, JAPAN.

I am here today, not as an advocate of one policy or another, but to give you as much background knowledge as I can concerning one major factor, Japan and her tuna fisheries. Japan is not the only country with which you will be concerned, but I believe that she will, to an increasing extent, dominate the import picture in the Pacific.

Japan is a nation with some 1.5 to 2.5 million full- and part-time fishermen, with more than 450 thousand fishing boats of all types, and with the greatest domestic market for fishery products of any nation in the world. Japan also is a nation of more than 83 million people jammed into an area smaller than the State of California. This area is so mountainous that even by the use of extremely laborious and costly mountainside terracing the tillable area is much less than that now

\*FORMERLY CHIEF OF THE FISHERIES DIVISION, NATURAL RESOURCES SECTION, GENERAL HEADQUARTERS, SUPREME COMMANDER FOR THE ALLIED POWERS, TOKYO, JAPAN.

being cultivated in California. This tillable land is intensively and skilfully cultivated (providing the highest rice yields in the world) and improvements in cultivation and handling are being placed in operation as rapidly as possible. However, the most optimistic experts do not predict that Japan, even with these improvements, can supply more than about 85 percent of her agricultural requirements.

#### FOOD FROM THE SEA TO BALANCE JAPANESE FOOD DEFICIT

Faced with a deficit in agricultural food production the Japanese officials and people, looking out over their rigidly restricted and mountainous land see the oceans as providing the only hope for balancing their country's food budget. Already there has been an almost unrestricted trend in this direction. The coastal fisheries of Japan, which supply about 85 percent of her total fisheries catch, within the past ten years have been crowded with between a quarter- and a half-million excess fishermen. This has so divided the catch that practically all of these fisheries face economic collapse unless some other livelihood is found for the surplus fishermen.

The Japanese people look to further expansion of their fisheries to do three things:

1. Absorb some of the surplus fishermen now crowding the coastal waters
2. Provide greater production to reduce the food deficit of the nation
3. Provide additional products for export to supply foreign exchange with which to obtain needed imports

The first two objectives do not concern us here today, but the third one does, for it happens that the most promising and probable markets for Japanese fishery exports lie in the United States.

#### U. S. POSITION REGARDING JAPANESE EXPORTS

Now, what about the United States position regarding Japan and Japanese exports? Since shortly after the Japanese surrender it has been basic United States policy to actively encourage a stable, economically sound, democratic Japan. The desirability of this policy has become even more obvious in the last two years with the successful drive of communism on the Asiatic mainland. The general approval and support of this policy by the American people has been demonstrated during the past several years by the repeated appropriation of hundreds of millions of dollars to help re-establish the



FIGURE 2 - THE FRAMEWORK OF A JAPANESE TUNA BOAT.

Japanese economy on a sound, self-supporting, and democratic basis. Probably today the only people who question the wisdom of our efforts to encourage a sound Japanese economy are the Russian communist leaders and their stooges and satellites.




FIGURE 3 - SKIPJACK TUNA CAUGHT BY POLE AND LINE IN THE RYUKYU AREA UNLOADED ON THE SANDY BEACH OF ABURATSU, MIYAZAKI PREFECTURE, KYUSHU, JAPAN.

It is basic United States policy to encourage the Japanese to increase the export of goods to acquire more foreign exchange with which to pay for the supplies which they must import. This reduces their need for American financial assistance which comes from the pockets of the United States taxpayer. How does this balance against the present and probable future effect of these imports on the United States economy, particularly on those segments of the economy which are most directly affected by the imports? All of you are familiar with the present effects; perhaps a brief review of conditions in the Japanese export fisheries will help you in evaluating the probable future impact.

#### CONDITIONS IN THE JAPANESE EXPORT FISHERIES

**FISHING FLEET:** At present Japan has about 1,000 boats (of over 20 tons each) engaged in high-seas fishing for skipjack, albacore, and other tuna and tuna-like fish. The number would have been much greater by now except for the fact that in 1947 the Occupation Authorities restricted further construction of all steel boats and of wooden boats of over 100 gross metric tons to prevent overexpansion of the fleet within the limited fishing area. Japan has an almost unlimited shipyard capacity for fishing-boat construction. Japan has a relatively unlimited supply of fishermen to man an increased fishing fleet. It is, therefore, a practical certainty that the tuna fleet will be further increased as the fishing area open to it is extended. The only real limit to this increase at present is the size of the domestic and export markets.

PRESENT AND POTENTIAL PRODUCTION: Before World War II Japanese production of skipjack reached 200 to 300 million pounds annually, while production of other tuna reached about 125 million pounds. By 1945 this catch had dropped to a low level but since then production has been rapidly increasing and in 1950 was well on the way back to reach and exceed prewar levels. With this fishing intensity there has been no indication that overfishing was taking place, even within the restricted



FIGURE 4 - THE INTERIOR OF A TUNA CANNERY IN HIROSHIMA, JAPAN. IN THE RIGHT FOREGROUND CAN BE SEEN A VACUUM SEAMER.

fishing area authorized by SCAP. We can expect, therefore, that Japanese production over the next few years will continue to increase and will exceed the prewar level as the fleet expands and fishing is extended to waters farther afield. This is particularly true for tuna fishing in offshore waters where the Japanese use a long-line gear developed by them which is not sub-

ject to the limitations arising from a scarcity of live bait, which handicaps United States fishermen.

Only the best quality of the skipjack and other tuna landed by the Japanese boats is used for export. However, under the stimulus of competition and export prices, better care is being taken of the tuna at sea, and with improving quality an increasing proportion of the landings is meeting export standards. A total of 35 to 50 million pounds of skipjack and other tuna went into export products in 1950. This is only about 10 percent of the present potential production. Thus, 1950 exports represented only a small proportion of the potential. This potential is expanding as Japanese fishermen extend their fisheries and improve their fish-handling techniques.

PRICE AND TARIFF LIMITATIONS: It is difficult to evaluate the effect of price changes and tariffs on Japanese exports. In the United States practically all of the catch of skipjack and other tuna is canned. When a decline in the price of canned fish forces the price of raw fish below a certain level, the boats in the United States tie up and the fishermen seek other activities. In Japan the chain of events differs markedly. First of all, only a small proportion of the catch usually goes into export products. Therefore, a 20 percent decrease in the price of fish for export does not mean a 20 percent decrease in the value of a boat's entire catch. Secondly, a Japanese tuna boat is licensed only to fish tuna. If the boat stops fishing tuna neither it nor its crew can engage in other fisheries, which already are crowded with their own licensed boats. If a boat ties up, its fishermen are idle and their families begin to go hungry. Because of these factors a fishing boat usually is laid up only after all expedients, such as private borrowing, government loans, and subsidies are exhausted. When a man has no other occupation or source of income, he must continue producing even though his wage or share declines. He takes the decrease out of his standard of living. Japan has to export to survive. Japan must find foreign markets, if necessary at the expense of her people's standard of living.

Many people have asked me what effect the 22½ percent increase in duty on canned tuna will have on the amount Japan would export to the United States in

1951. I don't know the answer but I am willing to guess and speculate along with you. In my opinion, the tariff increase will cause a temporary drop in exports. However, the packers will gradually adjust themselves to the change through lower prices to fishermen and more efficient cannery operation. In general, there is much room for improvement in canning efficiency through further mechanization of operations. Japan has at least one tuna cannery which compares favorably with most of those in the United States. Under pressure of competition she will develop others. Before 1951 ends it is likely that the volume of Japanese exports will return to, if not exceed, that for 1950.

#### WHAT SHOULD BE U. S. FISHERY INDUSTRY POSITION TOWARDS IMPORTS?

In the face of this situation, what course should the United States fishery industry adopt? With no protection there is very little doubt that the United States tuna fishery would greatly decline, if not practically disappear. On the other hand, to ask for complete protection would be attempting to fly directly into the face of basic United States policy, and remember that there is plenty of evidence that most people believe this policy is in the over-all national interest. To find a course which will fit in with United States policy and win public support, it appears that the tuna industry must work out a position intermediate between complete protection and no protection.

I hope that the information which I have given you will be of assistance in choosing the wisest course.



FIGURE 5 - CUTTING TABLE IN A TUNA CANNERY IN HIROSHIMA, JAPAN.



#### U. S. TUNA PRODUCTION FOR 1950

DO YOU KNOW...

That the United States tuna landings (including bonito and yellowtail) in 1950 were at an all-time high. The total catch of tuna and tuna-like fish was 400,000,000 in 1950 as compared with 328,872,000 pounds in 1948.....

That the canned pack of tuna and tuna-like fish in 1950 totaled 9,100,000 standard cases, compared with 7,130,453 cases in 1949.

FISHERY PRODUCTS AS A SOURCE OF ANIMAL PROTEIN<sup>1/</sup>

By Hugo W. Nilson\*

## ABSTRACT

THE PROTEINS OF FISH AND SHELLFISH ARE OF HIGH NUTRITIVE QUALITY AND ARE HIGHLY DIGESTIBLE. THE NUTRITIVE QUALITY IS THE SAME IRRESPECTIVE OF THE SPECIES OF FISH OR SHELLFISH (AT LEAST THOSE COMMONLY USED FOR HUMAN CONSUMPTION) AND OF THE METHODS OF COOKING OR PROCESSING USED. CONSUMPTION OF FISHERY PRODUCTS IS LARGELY DETERMINED BY CONSUMER PREFERENCES. ANY FORESEEABLE DEMAND CAN UNDOUBTEDLY BE SUPPLIED BY DOMESTIC PRODUCTION AND A REASONABLE QUANTITY OF FOREIGN IMPORTS.

## INTRODUCTION

For several years the U. S. Fish and Wildlife Service has emphasized that the nutritive quality of the proteins of fishery products is the same irrespective of the species of fish and shellfish (at least those commonly used for human consumption), and of the cooking methods used or the type of processing. Furthermore, fishery products are equal in nutritive quality to the proteins of competing animal protein foods, namely, dairy products, meats, and poultry.

A second generalization has also been formulated, namely, that the proteins of fish and shellfish are uniformly very digestible, and that this level of digestibility is similar to that of competing animal protein foods.

## NUTRITIVE QUALITY

Two approaches have been used to determine the nutritive quality of proteins.

The content of the various amino acids have been determined by Pottinger and Baldwin (1939), Lopez-Matas and Fellers (1948), Deas and Tarr (1949), Nielands and associates (1949), Dunn and associates (1949), and others. The conclusions drawn by Nielands and associates seem to summarize the findings by the various investigators. Lysine, methionine, and tryptophan are the three so-called essential amino acids most important in evaluating the quality of a protein. The proteins of the eight canned fishery products and three meats which they tested were found to be very good sources of lysine, and good sources of methionine, tryptophan, and the other essential amino acids. There did not seem to be any appreciable difference in the amino acid content of the different proteins tested. The data also show no significant effect of heat processing on the content of the essential amino acids of the samples which were analyzed.

At the present time the analytical methods used often give data which are more valuable for making comparisons than for expressing the true amino-acid content. A typical analysis of fish meat for the so-called essential amino acids would probably yield results about as follows:

\* PHARMACOLOGIST-IN-CHARGE, FISHERY TECHNOLOGICAL LABORATORY, U. S. FISH AND WILDLIFE SERVICE, DEPARTMENT OF THE INTERIOR, COLLEGE PARK, MARYLAND.

<sup>1/</sup>A PAPER PRESENTED AT THE ANNUAL CONVENTION OF THE INSTITUTE OF FOOD TECHNOLOGISTS, MAY 23, 1950, IN CHICAGO, ILL.



Amino Acid	% of Protein (N <sub>L</sub> /x 6.25)	Amino Acid	% of Protein (N <sub>L</sub> /x 6.25)
Arginine .....	5.8	Methionine .....	2.7
Histidine .....	1.6	Phenylalanine .....	4.0
Isoleucine .....	5.5	Threonine .....	4.3
Leucine .....	7.3	Tryptophan .....	1.2
Lysine .....	8.2	Valine .....	5.1

1/NITROGEN.

All fishery products are probably very similar in amino-acid content.

The second approach has been to determine the nutritive quality of the protein by means of animal feeding tests. Experiments of this type have been conducted by Lanham and Lemon (1938), Nilson and associates (1946, 1950, 1948, 1947), Lopez-Matas and Fellers (1948), and others. The data indicate that there are no essential differences in respect to quality of the proteins of the various species of fish and shellfish, between fishery products cooked by different methods, or those processed by freezing, canning, smoking or dehydration. These experiments were carried out by feeding rats diets containing low levels of the test protein in order to insure use of the protein for tissue-building purposes as much as possible. Some studies have also been carried out according to the nitrogen balance method. The data from these are essentially similar to those obtained through studies with growing animals.

It may be concluded from these studies that fishery products contain proteins which are of high quality and are at least equal to those from the various species of farm animals or poultry.

Wilson (1949) reported that four girls who ate a fish or shellfish dish at the noon meal, and who refrained, or largely refrained, from eating meat or fowl during the other meals, had similar red cell counts, hemoglobin values, and hematocrit to those of two girls who ate free-choice diets.

The period of test was seven weeks. Although the results may only be considered indicative, they corroborate the data from animal experiments which indicate that the hemopoietic value of fishery products is equal to the task of supplying the body with a normal blood supply.

#### DIGESTIBILITY

Nilson and associates (1947 and 1950) have determined the apparent or true digestibility of the proteins of quite a few fishery products. The data indicate that in most instances the proteins are digested in excess of 90 percent. This means that the proteins of fishery products are very well digested, and very similar in this respect to competing animal proteins.

#### SATIETY VALUE

Some work has been done on factors which may determine the satiety value of foods. It is well known that certain meats have a very high satisfaction value. Other foods, particularly lamb; poultry; dairy products, such as cheese; and fish have a lower satiety value. Studies have been carried out by Marks (1943), Filbert (1949), and Krieder (1950) in the Service's Fishery Technological Laboratory at College Park to determine factors affecting the satiety value of foods. So far it appears that some fishery products are very quickly digested and this may

cause low satiety value. In most cases there was no great difference in stomach and intestinal evacuation time in the rat between the fish and the meats used as controls. Evacuation time may not be as important a factor as has been indicated in the literature. No important physiological factors have been found in the experiments so far conducted to account for differences in the satiety values of foods. Although all avenues in this approach have not yet been investigated, it may be necessary to consider chemical differences, particularly in the protein or nitrogenous extractives, to account for the satisfaction quality of the food.

#### PROTEIN CONTENT OF PREPARED FISH DISHES

Incidentally, very few data are available in the literature on the protein-content of dishes made from fishery products as prepared for the table. Lee (1950) has analyzed about 400 samples in the past two years. The data indicate that the dishes can be classified into four groups in respect to protein content.

- (a) Pan fried, oven fried, baked, or broiled fish and some cooked shellfish dishes usually contain 22 to 24 percent protein, and all of it is from the fishery product used.
- (b) Fish loaves, cakes, and casserole dishes in which the fishery product used is not greatly diluted with potatoes, crumbs, or other ingredients, and fish or shellfish served with sauces or stuffings contain 16 to 20 percent protein of which 85 to 90 percent is derived from the fishery product.
- (c) Most salads, canapes, creamed dishes on toast, au gratin dishes, souffles, the more diluted fish cakes and loaves, and the more concentrated chowders and soups contain from 10 to 15 percent protein of which 75 percent is derived from the fishery product used. Milk, eggs, and cheese are the principal secondary sources of protein.
- (d) Most chowders, stews, bisques, some salads, and shrimp and crab-meat creoles, curries, jambalayas, or similar dishes containing rice contain 5 to 10 percent protein of which 75 to 80 percent is derived from the fishery product. The low protein content in these dishes is due to a high water or high carbohydrate content or a combination of both.

#### PROTEIN CONSUMPTION

From the standpoint of the nation's food supply it has been calculated from the data supplied by the U. S. Department of Agriculture (1950) that the average per-capita consumption of proteins was 93 grams per day in 1949, which amounts to 74.8 pounds per year. Of this quantity, 39.6 pounds or 52.9 percent was animal protein. Fishery products supplied 2.1 pounds of protein. The protein of fishery products, therefore, amounts to 2.8 percent of the total protein intake or 5.3 percent of the total animal-protein intake. This quantity most certainly can be increased since it is not due so much to a lack of available supply, except in certain areas, as it is due to a comparatively low level of consumer acceptance in comparison with dairy products (18.2 pounds protein), meats (15.5 pounds protein), and poultry products (3.8 pounds protein per year).

The U. S. Fish and Wildlife Service has estimated that any foreseeable demand for fishery products can be satisfied by domestic production and a reasonable quantity of imported fishery products.

## LITERATURE CITED

- DEAS, CATHERINE P., AND TARR, H. L. A.  
1949. AMINO ACID COMPOSITION OF FISHERY PRODUCTS. J. FISH. RES. BD. CAN., VOL. 7, NO. 9, P. 522.
- DUNN, M. S.; CAMEN, M. N.; ELDONSON, S.; AND MALIN, R. B.  
1949. THE NUTRITIVE VALUE OF CANNED FOODS. J. NUTR., VOL. 39, P. 177.
- FILBERT, MARGARET G.  
1949. A COMPARISON OF DRY MATTER AND RADIOACTIVE ISOTOPE MEASUREMENTS AS INDICES OF THE RATE OF GASTROINTESTINAL EVACUATION OF SOME FISHERY PRODUCTS. MASTER OF SCIENCE THESIS, UNIVERSITY OF MARYLAND, COLLEGE PARK, MD.
- KRIEDER, MARLIN B.  
1950. UNPUBLISHED DATA IN FILES OF THE U. S. FISH AND WILDLIFE SERVICE, COLLEGE PARK, MD.
- LANHAM, WILLIAM B. JR., AND LENON, JAMES M.  
1938. NUTRITIVE VALUE FOR GROWTH OF SOME PROTEINS OF FISHERY PRODUCTS. FOOD RESEARCH, VOL. 3, P. 549.
- LEE, CHARLES F.  
1950. UNPUBLISHED DATA IN FILES OF THE U. S. FISH AND WILDLIFE SERVICE, COLLEGE PARK, MD.
- LOPEZ-MATAS, ANTONIO, AND FELLERS, CARL E.  
1948. COMPOSITION AND NUTRITIVE VALUE OF FRESH, COOKED AND PROCESSED SWORDFISH, FOOD RESEARCH, VOL. 13, P. 387.
- MARKS, A. LOUISE  
1943. THE EFFECT OF CERTAIN COOKING AND HOLDING METHODS ON THE NUTRITIVE VALUE OF THE PROTEIN AND VITAMINS OF COD AND OYSTERS. MASTER OF SCIENCE THESIS, UNIVERSITY OF MARYLAND, COLLEGE PARK, MD.
- MARKS, A. LOUISE, AND NILSON, HUGO W.  
1946. EFFECT OF COOKING ON THE NUTRITIVE VALUE OF THE PROTEIN OF COD. COM. FISH. REVIEW, VOL. 8, NO. 12, P. 1.
- NIELANDS, J. B.; SIRNEY, R. J.; SOHJUELL, I.; STRONG, F. M.; AND ELYVENJEM, C. A.  
1949. THE NUTRITIVE VALUE OF CANNED FOOD. J. NUTR. VOL. 39, NO. 2, P. 187.
- NILSON, HUGO W.  
1950. UNPUBLISHED DATA IN FILES OF THE U. S. FISH AND WILDLIFE SERVICE, COLLEGE PARK, MD.
- NILSON, HUGO W.; MARTINEK, WILLIAM A.; AND DARLING, DOROTHY B.  
1948. A METHOD FOR THE EVALUATION OF THE NUTRITIVE VALUE OF A PROTEIN. U. S. FISH AND WILDLIFE SERVICE, FISHERY LEAFLET 295.
- NILSON, H. W.; MARTINEK, W. A.; AND JACOBS, B.  
1947. NUTRITIVE VALUE FOR GROWTH OF SOME FISH PROTEINS. COM. FISH. REVIEW, VOL. 9, NO. 7, P. 1.
- POTTINGER, S. R., AND BALDWIN, W. H.  
1939. THE CONTENT OF CERTAIN AMINO ACIDS IN SEAFOODS. PROC. 6TH PAC. SCI. CONGRESS, 111, P. 453, UNIVERSITY OF CALIFORNIA PRESS.
- U. S. DEPARTMENT OF AGRICULTURE.  
1950. THE NATIONAL FOOD SITUATION. NFS-52, TABLE 3, P. 4, APRIL-JUNE.
- WILSON, SHIRLEY J.  
1949. THE EFFECT OF A SEAFOOD DIET ON THE RED CELL COUNT, HEMOGLOBIN VALUE, AND HEMATOCRIT OF HUMAN BLOOD. U. S. FISH AND WILDLIFE SERVICE, FISHERY LEAFLET 334.




## PLANKED WHITEFISH

3- OR 4-POUND WHITEFISH, DRESSED  
1 1/2 TEASPOONS SALT  
1/8 TEASPOON PEPPER  
1/4 CUP BUTTER OR OTHER FAT, MELTED

SEASONED MASHED POTATOES  
SEASONED COOKED VEGETABLES (PEAS,  
CARROTS, CAULIFLOWER, TOMATOES,  
OR ONIONS)

If hardwood plank is used, oil well and place in a cold oven and heat thoroughly as oven preheats.

Clean, wash, and dry fish. Sprinkle inside and out with salt and pepper. Brush with melted fat. Place fish on the hot, oiled plank or



on a greased oven-glass or metal platter. Bake in a moderate oven 400° F. for 35-45 minutes or until fish flakes easily when tested with a fork. Remove from oven and quickly arrange a border of hot mashed potatoes around fish. Place in a preheated broiler until potatoes are slightly browned, about 5 minutes. Remove and arrange two or more hot vegetables around fish.

Garnish with parsley and lemon or tomato wedges. Serve immediately on the plank. Serves 6.

A Fish and Wildlife Service tested recipe. This is one in the series of recipes using fishery products tested and developed in the Service's test kitchens.

# TRADE AGREEMENTS AND THE FISHERY INDUSTRIES

By A. M. Sandberg\*

## ABSTRACT

PART I OF THIS ARTICLE DISCUSSES THE RESULTS OF THE TORQUAY CONFERENCE FROM THE VIEWPOINT OF THE FISHERY AND ALLIED INDUSTRIES. AT THIS CONFERENCE PARTIES PARTICIPATING IN AND PARTIES SIGNIFYING THEIR DESIRE TO ACCEDE TO THE GENERAL AGREEMENT ON TARIFFS AND TRADE MET TO NEGOTIATE TARIFF CONCESSIONS. THE SPECIFIC UNITED STATES CONCESSIONS AS WELL AS CONCESSIONS BY FOREIGN COUNTRIES ON FISHERY PRODUCTS TARIFF ITEMS ARE LISTED.

PART II OF THIS ARTICLE PRESENTS A FEW OF THE MAIN CONCEPTS OF THE RECIPROCAL TRADE AGREEMENTS PROGRAM SO THAT FISHERY OPERATORS AND DEALERS MAY KNOW THE OBJECTIVES OF THE PROGRAM AND, IN THE LIGHT OF THESE, BE BETTER ABLE TO JUDGE THE RESULTS WHICH SO FREQUENTLY ARE OF CONSEQUENTIAL CONCERN TO THEM.

## Part I - Fishery Products Tariff Changes at Torquay

### INTRODUCTION

Among the wide variety of products on which tariff concessions were exchanged at the Torquay Conference (Third Set of Tariff Negotiations by Contracting Parties to the General Agreement in Tariffs and Trade) are many items of interest to the

fishery trade. The pertinent details of the results of the negotiations pertaining to the fishery and allied industries are set forth in this report. Since the material for this report was necessarily obtained from preliminary documents, it should be noted that the final authoritative schedules are to be printed by the United Nations, under the auspices of the Contracting Parties to the General Agreement on Tariffs and Trade (GATT).

### EXTENT OF

### GENERAL TARIFF NEGOTIATIONS

The Torquay Conference (held from September 28, 1950, to April 21, 1951) resulted in 34 countries completing almost 150 pairs of negotiations with each other. In addition, the modifications in tariffs agreed to at Geneva and An-  
 ney were continued until January 1, 1954. This renewal ensures a set of tariff schedules for some 38 countries all of which will be bound against increase for three years.

The United States obtained new concessions, either in the form of lower tariffs or the continuation of present tariff treatment, on export products valued at over a billion dollars in terms of 1949 trade. In exchange, United States import duties were bound or reduced on products valued at about a half billion dollars in terms of 1949 trade.

\* COMMODITY-INDUSTRY ANALYST (FISHERIES), ECONOMICS AND COOPERATIVE MARKETING SECTION, BRANCH OF COMMERCIAL FISHERIES, U. S. FISH AND WILDLIFE SERVICE, DEPARTMENT OF THE INTERIOR, WASHINGTON, D. C.



The United States reached tariff-reducing agreements with 17 of the 24 countries with which it negotiated at Torquay. Governments with which the United States reached agreements are: Canada, Belgium, Brazil, The Netherlands, Luxembourg, Denmark, Dominican Republic, France, Indonesia, Italy, Norway, Sweden, Austria, Federal Republic of Germany, Korea, Peru, and Turkey. With the United Kingdom, Australia, New Zealand, India, the Union of South Africa, Cuba, and Guatemala the United States failed to reach agreement because it was not able to obtain satisfactory concessions in return for modifications in United States tariff items. The following governments also participated: Ceylon, Chile, Czechoslovakia, Finland, Greece, Haiti, the Philippines, Pakistan, Southern Rhodesia, and Uruguay.

In the negotiations at Torquay, six "new" countries (Austria, Federal Republic of Germany, Korea, Peru, the Philippines, and Turkey) negotiated for the purpose of accession to the General Agreement on Tariffs and Trade. In addition, existing contracting parties extended and added to the concessions which they made at Geneva and Annecy. Each of the "new" countries, upon signing of the final documents, will have agreed to reduce its tariffs through the negotiations with the contracting parties and with each other. Accession to the Protocol also entails the obligation to abide by the Articles of the General Agreement which limits the use of trade-restricting devices other than tariff duties.<sup>1/</sup>

Under the General Agreement on Tariffs and Trade (GATT) procedure, negotiations are conducted between principal supplying and importing countries individually, and each tariff item is given separate consideration. Acceptance of the agreement under the terms of GATT automatically extends the concessions made between individual contracting parties to GATT.

The Torquay conference was the third such multilateral meeting held since the war for the purpose of exchanging reciprocal concessions on tariffs and other trade barriers. The other two conferences were at Geneva in 1947, when the General Agreement was concluded between 23 countries; and at Annecy in 1949, when 10 additional countries negotiated for the purpose of accession to the General Agreement on Tariffs and Trade.

#### EXTENT OF FISHERY PRODUCTS TARIFF CONCESSIONS

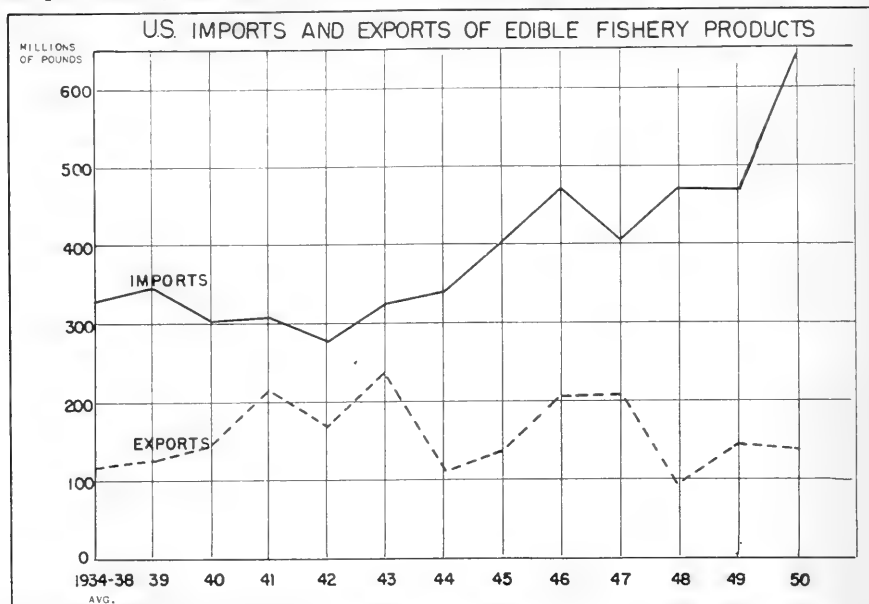
The United States gave concessions on fishery products tariff items the imports of which in terms of 1949 trade totaled about 19,000,000 pounds, valued about \$6,000,000. Concessions were made on about 4 percent of the quantity and 5 percent of the value of the total 1949 United States edible fishery products imports.

In terms of 1950 trade, the fishery concessions totaled about 23,000,000 pounds, valued at \$5,700,000. In this year, the edible items on which concessions were made represented about 3 percent in both quantity and value of total 1950 edible fishery products imports.

Direct concessions to the United States on fishery products were obtained only through the negotiations with Canada. In terms of 1949 trade, the items concerned therein totaled in excess of a half million dollars. Direct benefits of concern to the fishery industry were a minor proportion of the total concessions gained by the United States. Numerous indirect benefits will also accrue to the fishery industries and trade as a result of concessions exchanged between other participants. Under the "most-favored-nation" clause, concessions made by any country at these trade agreement negotiations will apply to all participating countries. Specific

<sup>1/</sup>SEE COMMERCIAL FISHERIES REVIEW, JANUARY 1951, P. 98, "REPORT ON FIFTH SESSION OF GENERAL AGREEMENT ON TARIFFS AND TRADE."

details of these will not be available until the schedules of the foreign agreements are published by the Secretariat of the United Nations at Geneva.



IMPORTS OF EDIBLE FISHERY PRODUCTS IN 1950 REACHED A TOTAL OF 643 MILLION POUNDS, ALMOST DOUBLE THE 1934-38 AVERAGE OF 330 MILLION. EXPORTS OF 121 MILLION POUNDS IN 1950 WERE ABOUT THE SAME AS FOR THE PREWAR PERIOD.

Among the fishery items on which the United States granted varying concessions are the following: Sodium alginate; certain fish oils; halibut-liver oil; agar-agar; seal oil; fresh mackerel; canned bonito and yellowtail; certain canned sardines and herring; canned salmon; pickled or salted herring, sprats, pilchards, and anchovies; smoked or kippered fish; canned razor clams; canned clam chowder and clam juice; caviar and other fish roe (except sturgeon); and fish hooks.

Numerous items which were originally listed for negotiation by the United States were dropped from consideration or no concessions were offered because of unsatisfactory return offers by the other negotiating party. Among the fishery items listed on which no modification of rate was made are groundfish fillets (including rosefish), canned herring in containers weighing with contents more than one pound, pickled or salted salmon, and smoked or kippered salmon. On many items the tariff reduction was held to less than the maximum permissible. Under United States law, the maximum reduction permissible is 50 percent of the rate in effect on January 1, 1945.

Concessions were obtained from Canada on canned salmon, fresh herring, fresh and frozen shrimp, menhaden oil, and certain unclassified products of the fisheries. Included in these concessions was the elimination of the British preferential rate on salmon and shrimp imports into Canada.

The results of the negotiations may be brought into force by the contracting parties and the acceding governments (as and when they become contracting parties) at various dates between May and November 1951, depending on the dates of their signatures or notifications regarding Article XXVIII negotiations. October 20 will be the last day for signature of the Torquay Protocol. The United States signed on April 21. The United States will give effect June 6 to any agreements signed by the other contracting parties May 7 or earlier--and to others 30 days after signing.

#### CONCESSIONS OBTAINED BY U. S. FROM DIRECT NEGOTIATIONS

**CANADA:** The duty on fresh and frozen shrimp was lowered to  $12\frac{1}{2}$  percent, a reduction of 38 percent. Shrimp are not shown separately in Canadian foreign trade statistics but the United States statistics show exports to Canada of 390,000 pounds, valued at US\$253,000, in 1949; and 519,000 pounds, valued at US\$326,000, in 1950.

Canned salmon was made dutiable at 15 percent--a 45 percent reduction from  $27\frac{1}{2}$  percent. United States statistics show 89,288 pounds, valued at US\$37,378, were exported to Canada in 1949; and 7,670 pounds, valued at US\$2,348, in 1950.

The British Preferential rates on canned salmon and shrimp were also eliminated. Canada lowered the duty on menhaden oil and on "All other articles, the produce of the fisheries" from 20 percent to  $17\frac{1}{2}$  percent. The latter is a general classification covering many fish products not enumerated in the tariff and applied to C\$446,000 of Canadian imports (including shrimp previously mentioned) from the United States in 1949.

Free entry of fresh herring into Canada was guaranteed for the future. The following tabulation shows each fishery item, identified by tariff paragraph, on which Canada granted a concession to the United States as a result of direct negotiations at Torquay; the Canadian rates of duty before the concession was made (both to the United States and under the British Preferential Agreements) and the rates afterward; and the value of Canadian imports from the United States in 1949 of each concession item.

Principal Fishery Items On Which Canada Granted Concessions to the United States at Torquay						
Tariff Item- No.	Commodity Description (abbreviated)	Canadian Import Duty <sup>1</sup>				Imports From U.S. in 1949 (1,000 Can.\$)
		Before Torquay		After Torquay		
		To U. S.	B. P. <sup>2</sup>	To U. S.	B. P. <sup>2</sup>	
115a	Herring, fresh	Free	Free	Free	Free	14
123(d)	Canned salmon	$27\frac{1}{2}\%$	$15\frac{1}{2}\%$	15%	15%	13
133	All other products of the fisheries	20%	15%	$17\frac{1}{2}\%$	$12\frac{1}{2}\%$	446
Ex 133	Shrimp, fresh or frozen	20%	15%	$12\frac{1}{2}\%$	$12\frac{1}{2}\%$	2/
Ex 265a	Menhaden oil	20%	$12\frac{1}{2}\%$	$17\frac{1}{2}\%$	$12\frac{1}{2}\%$	n.a.

<sup>1</sup>/THE B. P. (BRITISH PREFERENTIAL) RATE APPLIES TO IMPORTS FROM ALL COUNTRIES OF THE BRITISH COMMONWEALTH. THE B. P. SHOWN IS THE LOWEST RATE UNDER CANADA'S PREFERENTIAL TARIFF.

<sup>2</sup>/INCLUDED IN 133--U. S. STATISTICS SHOW EXPORTS VALUED AT U.S.\$253,000 IN 1949, U.S.\$326,000 IN 1950.

**NETHERLANDS:** The Netherlands in an agreement with the United States bound the 20-percent duty on yarns for fish nets imported into Surinam. Imports from the U. S. in 1948 totaled about \$12,604.

TARIFF CHANGES ON FISHERY ITEMS RESULTING FROM  
NEGOTIATIONS BETWEEN OTHER COUNTRIES

Many of the benefits derived from bindings or reductions of rates of duty which were negotiated between other countries will accrue to United States products exported to the country agreeing to the rate change. As a result of the "most-favored-nation" provision of the agreements, concessions granted by a contracting party to any one of the others automatically is extended to all countries participating in GATT.

Products of interest to the United States on which duties were lowered by Canada in negotiations with other countries include crabs in sealed containers; fish preserved in oil, n.o.p.; bonito, preserved in oil; and fish hooks. Sweden will reduce its duty on canned salmon from 75 to 50 kronas per 100 kilograms, and France reduces its ad-valorem rate on canned salmon from 25 to 20 percent. Western Germany agreed to reduce its tariff on canned salmon from 30 to 25 percent. Denmark bound free its tariff on fish oils. The Dominican Republic is to reduce the duty on canned sardines, whether or not in oil, from 0.15 pesos per net kilogram to 0.12 pesos. Haiti will continue its present rate of duty on fish in brine but will assess it on a different weight basis. Cuba will reduce its duty on codfish and stockfish from 4.125 pesos per 100 kilograms to 4.00 pesos.

Selected fishery items included in the negotiations between other countries of interest to the United States fishery industries are listed in the table that follows. These items are listed under each country whose tariff rate is affected (that is, the new rate on imports into that country) by tariff item number, commodity description, and the rate of duty to go into effect upon signature of the agreement by the contracting parties concerned.

Country and Tariff Item Number	Commodity Description (abbreviated)	Rate of Duty After Torquay
<u>Benelux</u> (Belgium, Netherlands, Luxembourg)		
ex 36	Mother-of-pearl and other shells (other than tortoise shell) raw, also if simply cut up, split or stretched, but not worked.	Free
<u>Canada</u>		
ex 118b	Crabs, in sealed containers	30 percent
121	Fish, preserved in oil, n.o.p.	20 "
ex 121	Bonito, preserved in oil	17½ "
ex 682	Fish hooks, for deep sea or lake fishing, not smaller in size than number 2.0, not to include fish hooks used for sports- men's purposes.	Free
<u>Cuba</u>		
247-a	Codfish and stockfish	4.00 pesos per 100 kilograms
<u>Czechoslovakia</u>		
ex 131b	Edibles in tins, bottles and similar containers, hermetically sealed, Preserved fish: Herrings, mackerels, sprats, and tunny fish, in tomato sauce	400 Kcs. per 100 kgs.
<u>France</u>		
ex 164	Fish, prepared or preserved, put up: In tins, glasses, jars, and hermetically sealed in containers: Salmonidae	20 percent
741 E	Seal skins and skins of other sea mammals, further processed than tanned.	8 "
ex 25A (Effective Guadeloupe and dependencies, Martinique, Reunion, French Guiana)	Fish simply salted, dried or smoked: Herrings, put up: Other- wise (salted, dried, smoked kippers)	20 "



Country and Tariff Item Number	Commodity Description (abbreviated)	Rate of Duty After Torquay
<u>France (Cont.)</u>		
ex 25B (Effective Martinique)	Codfish, including klipfish and halibut, put up: In fillets	10 percent
<u>India</u> 15 (5)	Fish oil and whale oil, hardened and hydrogenated	8 Rs. per cwt.
<u>United Kingdom</u>		
3 (exemptions)	Shells (including fresh water shells) not in any way prepared or worked--mother-of-pearl, trochus, and green snail	Free
<u>Sweden</u> ex 142.3	Boiled salmon in tins	50 kr. per 100 kilograms
<u>Austria</u>		
107 ex b	Fish, preserved, in airtight containers, n.e.s. (except marinated fish and fish in jelly)	15 percent
ex e	Shrimps, preserved in airtight containers	300 Gold Crowns per 100 kilograms
<u>Federal Republic of Germany</u>		
03 01	Fish, live or dead, fresh, chilled or frozen:	
	A. Fresh water fish (1) Salmon	12 percent
03 03	Oysters, whether in shell or not, fresh, chilled or frozen, salted, dried or simply cooked:	
	1. Spat	Free
	2. Other	30 percent
16 04	Prepared or preserved fish and fish products:	
	(c) "Other," in hermetically sealed containers:	
	Fish of salmon family, sardelles, sprats, and other Herring, length of live fish not over 16 centimeters in oil or tomato or both	25 "
		20 "
23 01 (A)	Flour or meal of fish	Free
ex 23 07	Condensed stickwater	5 percent
<u>Peru</u>		
66	Smoked herrings	0.50 soles per gross kilogram plus 12 $\frac{1}{2}$ % of C.I.F. value
68	Fish, dried and salted (Klipfish)	same as above
80	Shrimps, crabs, and spiny lobsters, prepared in any form	1.20 soles per gr. kg. plus 12 $\frac{1}{2}$ % of C.I.F. value
367	Cod-liver oil, even refined	Free plus 10 $\frac{1}{2}$ % of C.I.F. value
365	Whale oil, refined	0.40 soles per gr. kg. plus 12 $\frac{1}{2}$ % of C.I.F. value
366	Whale oil, unrefined	0.25 soles per gr. kg. plus 12 $\frac{1}{2}$ % of C.I.F. value
2608	Fish hooks	2.40 soles per legal kg. plus 12 $\frac{1}{2}$ % of C.I.F. value
<u>Philippines</u>		
	(The United States did not negotiate with the Philippines since the Philippine Trade Act, which governs United States commercial relations with the Republic, prohibits the United States from entering into an agreement pursuant to the Trade Agreements Act of 1934, as amended. Under provisions of that trade agreement, canned fishery products of U. S. origin are free of duty. The rates which follow therefore apply only to other countries.)	
212 ex (a)	Fish in cans, glass or jars: Herring (including kippered herring), salmon and mackerel, plainly prepared and simply preserved, sardines (including brisling and sild sardines) in oil or tomato sauce	10 percent

Country and Tariff Item Number	Commodity Description (abbreviated)	Rate of Duty After Torquay
<u>Denmark</u> ex 54	Fish oils used in the manufacture of animal feeds and for human foods, whale oil, veterinary oil, cod, herring and seal oil	Free
<u>Dominican Republic</u>		
ex 908	Smoked herring and alewives	0.02 RD\$ (peso) per net kilogram
ex 909	Codfish, pollock, hake, cusk, and haddock, dry or salted	same as above
ex 910	Herring, mackerel, and alewives in brine	0.01 RD\$ per gross kilogram
1035	Sardines, in glass, tin or earthenware receptacles, whether or not in oil	0.12 RD\$ per net kilogram
ex 1038	Other preserved fish	0.20 RD\$ per net kilogram
<u>Haiti</u>		
2207	Cod-liver oil	0.10 Gourdes per net kilogram
ex 12014	Fish in brine	0.17 Gourdes per net kilogram* or 20 percent
*Applied on weight of fish plus weight of the outside container, but excluding the brine provided the exporting country furnishes a certificate of weight as defined in this note satisfactory to customs authority of Haiti.		
<u>Italy</u>		
156	Prepared and preserved fish: a. In airtight containers ex 4. Kipper herrings, canned in oil of the same fish or in tomato sauce	20 percent

## MODIFICATION OR WITHDRAWALS UNDER ARTICLE XXVIII

In accordance with the provisions of Article XXVIII of the General Agreement and procedures developed by the Contracting Parties at their Fourth Session, 16 countries notified of their intention of withdrawing or modifying concessions granted at Geneva or at Antwerp. All but two of the notifications involved concessions initially negotiated with the United States.

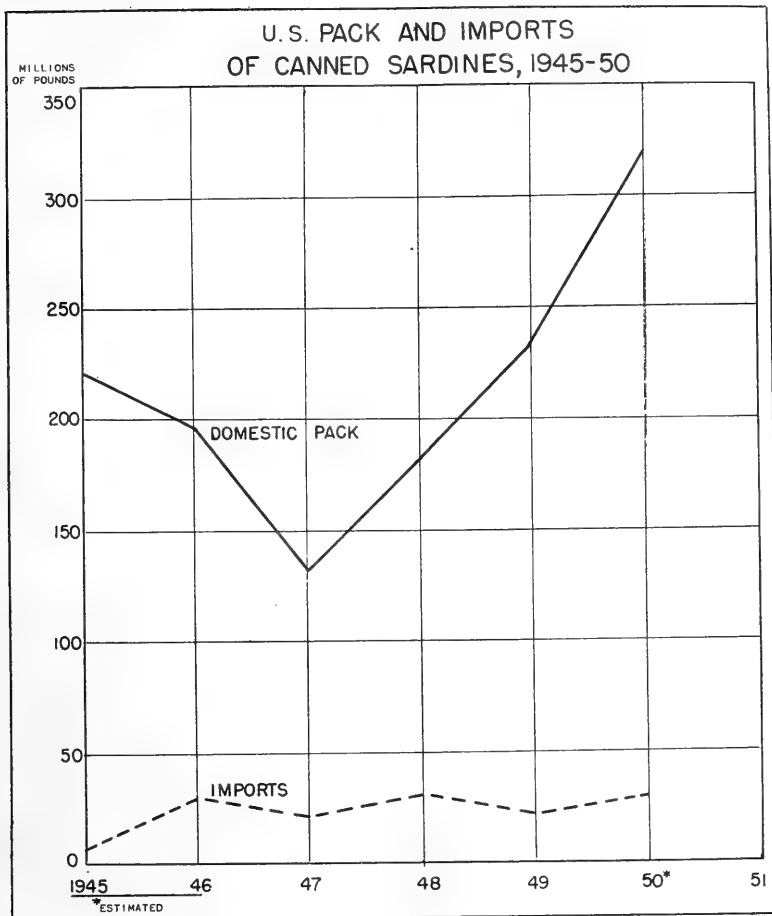


Compensatory concessions were granted by the notifying countries as envisaged in the Article and were accepted by the United States after prescribed negotiation. The compensation was designed to offset the loss benefit through modification or withdrawal of concessions whether negotiated initially with the United States or with third countries.

Modifications of duties affecting fishery products under Article XXVIII negotiations at Torquay were made only by Brazil. That country modified its previous concession on fish glue by an upward revision of duty. Reductions in import duties as compensation included raw fish-liver oils.

Brazil: Modification of Fishery Tariff Items Under Article XXVIII Procedure								
Tariff Item	Commodity Description	Unit of Weight	Former Rate		New Rate		Imports from U. S. 1948	
			Cruzeiros	Approx. Val. in U.S. \$ <sup>1/2</sup>	Cruzeiros	Approx. Val. in U.S. \$ <sup>2/2</sup>	Cruzeiros	Approx. Val. in U.S. \$ <sup>2/2</sup>
89	Fish glue	L.K. <sup>1/2</sup>	4.20	.23	7.28	.39 <sup>2/2</sup>	Not avail.	-
103	Raw fish-liver oils	L.K. <sup>1/2</sup>	5.88	.32	5.30	.29	908,000	49,400

<sup>1/2</sup>LEGAL WTL0.  
<sup>2/2</sup>CONVERTED ON THE BASIS OF ONE BRAZILIAN CRUZEIRO IS EQUAL TO 5.406 U. S. CENTS.



#### FISHERY ITEMS ON WHICH THE UNITED STATES GRANTED TARIFF CONCESSIONS AT TORQUAY

The following tabulation shows each fishery item, identified by tariff paragraph and statistical class, on which the United States granted a concession at Torquay; the rate of duty before the concession was made and the rate afterward; the country or countries with which each concession was initially negotiated; the quantity and value of United States imports for consumption in 1949 and 1950 of each of the concession items.

## Principal Fishery Items on Which United States Granted Concessions at Torquay

Tariff Class. Par.No. (1949)	Stat. Class.	Commodity Description (abbreviated)	U. S. Import Duty		Country Negotiating	Imports (For Consumption) Into U. S. From All Countries			
			Before Torquay	After Torquay		1 9 5 0 Pounds	Value (U.S.\$) 5,276	1 9 4 9 Pounds	Value (U.S.\$) 8,092
5	8350.110	Sodium compounds: Alginate Drugs of animal origin, advanced in value:	20%	12½%	Canada	76,256	26,281	108,154	74,131
34	2220.270	Fish oils, n.e.s.	5% + 1½ lb. I.R. Tax	10% I.R. Tax	Canada	39,673	190,004	15,309	105,885
	2220.470	Halibut-liver oil Drugs of animal origin, n.e.s. Extracts for dyeing, coloring or staining:	5% I.R. Tax	5% (bound) 1/2	Canada	368,268	3,019,967	92,752	2,003,000
38	2330.150	Logwood	10%	7½%	France	1,466,270	132,154	137,606	10,887
	2345.000	Tanning extracts: Hemlock, chestnut, and divi-divi	15%	7½%	Italy	1,957,859	151,694	11,045	1,135
41	2800.000	Agar-agar	25%	18%	Korea	649,671	464,308	313,098	471,036
52		Animal and fish oils, fats and greases:							
	0816.000	Seal oil	3½ gal. + 2.7½ lb. I.R. Tax	3½ gal. + 1½ lb. I.R. Tax	Canada	8,134 gals.	2,112	3,136 gals.	1,883
		Other animal and fish oils, fats, and greases, n.s.p.f.:							
	0808.800	Marine-animal and fish oils, n.s.p.f. (except shark and dogfish oil and shark-liver oil and dogfish-liver oil (includes pearl essence))	20% + 3½ lb. I.R. Tax	10% + 1½ lb. I.R. Tax	Canada	24,798 gals.	10,736	7,792 gals.	3,488
66	8420.290	Chemical pigments, n.s.p.f.	25%	12½%	Norway	16,642	116,062	5,871	60,862
717(a)	0054.100	Mackerel, fresh, whole or be- headed, or eviscerated or be- fish, prepared or preserved in any manner, when packed in oil or in oil and other substances:	25%	12½%	Norway	1,687,327	130,520	752,293	64,601
718(a)		Bonito and yellowtail:							
	0066.000	Valued not over 9¢ per lb. 2/	30%	22%	Peru	-	-	46,798	1,590
	0066.100	Valued over 9¢ per lb. 2/	21%	15%	Peru	8,155,102	2,632,154	8,007,202	3,104,993
	0065.350 (part)	Sardines neither skinned nor boned, but smoked be- fore canning, valued over 18 not 23¢ per lb. 2/	20%	15%	Norway	3/3	3/3	3/3	3/3
	0064.200	Anchovies, valued not over 9¢ per lb. 2/	22%	22% (bound)	Italy	417	38	29,700	2,220
	0066.200	Antipasto, valued not over 9¢ per lb. 2/	44%	22%	Italy	-	-	18	10
718(b)		Fish not in oil or in oil and other substances, in airtight containers weighing, with con- tents, not over 15 lbs. each:							
	0067.100	Salmon	25%	15%	Canada	419,125	112,802	917,786	254,868
	0067.700 (part)	Sardines in lmed. containers weighing, with contents, less than 8 oz. each	12½%	10%	Norway (Est.)	8,245,497	1,397,531	5,580,940 1/2	1,225,061 1/2
	0067.700 (part)	"Other" sardines and "other" herring (include snacks, tiddies, roll-ups, grates)	12½%	6½%	Norway (Est.)	-	-	-	-
0067.800		Fish cakes, balls, and puddings	12½%	6½%	Norway	1,021,806	157,902	965,506	183,577

FOR FOOTNOTES SEE END OF TABLE.

Principal Fishery Items on Which United States Granted Concessions at Torquay (Cont.)

Tariff Par. No.	Stat. Class. (1949)	Commodity Description (abbreviated)	U. S. Import Duty		Country Negotiating	Imports (For Consumption) Into U. S. From All Countries		
			Before Torquay	After Torquay		1 9 5 0	1 9 4 9	
						Value (U.S.\$)	Pounds	Value (U.S.\$)
719(4)	0070.000 0070.100	Herring, pickled or salted (in- clude sprats, pilchards, and anchoovies: in containers, not airtight, weighing not more than 15 lb. each, with contents, not more than 15 lb. each, most of which is herring In containers, weighing 15 lb. each and containing each not more than 10 lbs. of herring	15% $\frac{3}{8}$ lb. $\frac{4}{5}$	12 $\frac{1}{2}$ % $\frac{3}{8}$ lb. $\frac{4}{5}$	Belgium Belgium	3,860 200,596	13,279 1,224,363	2,159 180,725
720(a) (2)	0075.200	Herring, smoked or kippered (except hard dry-smoked), whole or headed, not packed in oil or in oil and other substances and not packed in airtight containers weighing with contents, 15 lbs. or less each	1 $\frac{1}{2}$ lb.	$\frac{5}{8}$ lb.	Norway	285,907	181,901	23,362
720(a) (6)	0075.900	"Other" fish, smoked or kip- pered, not in oil or in oil and other substances and not packed in airtight containers weighing with contents not more than 15 lbs. each	10%	6 $\frac{1}{2}$ %	Norway	76,164	30,154	8,349
721(b)	0081.400 0081.600	Razor clams, canned Clam chowder, clam juice, and clam juice in combination with other substances	10% 35%	7 $\frac{1}{2}$ % 17 $\frac{1}{2}$ %	Canada Canada	39,112 17,026	28,081 16,510	13,375 3,540
721(c) 721(d)	0078.500	Fish paste and fish sauce Caviar and other fish roe (ex- cept sturgeon): Not boiled or not packed in airtight containers	15%	10%	Norway	131,715	75,079	51,259
1535 1540	0079.200 0079.590	Boiled and packed in air- tight containers Fish hooks, n.s.p.f.	10 $\frac{1}{2}$ lb. 15%	5 $\frac{1}{2}$ lb. 7 $\frac{1}{2}$ %	Canada Norway	111,100 111,290	144,527 160,944	67,458 29,101
1558	9420.550 2950.080	Fish hooks, n.s.p.f. Grass and sea grass, oel- faded and seaweed, mfg.	35% 5%	30% 5%	Norway Korea	998,462 176,026	- -	1,093,151 195,370
1669	2260.240 2210.930	Fatty acids derived from vegetable oils, animal or fish oils or animal fats and greases, n.e.s: "Other" than linsed, cot- tonseed, and soybean oil Fish oils, n.e.s.	15 $\frac{1}{2}$ lb. {Free + $\frac{1}{2}$ lb. {I.R. Tax $\frac{5}{8}$ lb. {I.R. Tax	10 $\frac{1}{2}$ lb. {Bound free + {1 $\frac{1}{2}$ lb. {I.R. Tax	Canada Canada	1,150,733 -	1,552,600 3,141	41,920 118
	2921.900 (part)	"Other" seaweeds and vege- table substances, crude or manufactured (except Lycopersium plants)	Free	Bound free	Korea	377,170	-	369,840

<sup>1</sup>/SUBJECT TO INTERNAL REVENUE TAX IF DERIVED FROM TAXABLE OILS.  
<sup>2</sup>/INCLUDING WEIGHT OF IMMEDIATE CONTAINER.

<sup>3</sup>/NOT SEPARATELY CLASSIFIED IN U. S. IMPORT STATISTICS.  
<sup>4</sup>/NET WEIGHT.

**NOTE:** COMPLETE DATA ON ALL TARIFF ITEMS NEGOTIATED BY THE U.S. IN THE TORQUAY AGREEMENT AND ON RESPECTIVE DUTY CHANGES IS CONTAINED IN THE STATE DEPARTMENT PUBLICATION NO. 4209, COMMERCIAL POLICY SERIES 135, ENTITLED ANALYSIS OF THE TORQUAY PROTOCOL OF ACCESSION, SCHEDULES, AND RELATED DOCUMENTS. COPIES CAN BE PURCHASED FROM THE SUPERINTENDENT OF DOCUMENTS, U.S. GOVERNMENT PRINTING OFFICE, WASHINGTON 25, D.C., FOR \$1.00 EACH.

ON MAY 12, THE SCHEDULES OF TARIFF CONCESSIONS AS A WHOLE, BOTH UNITED STATES AND FOREIGN AND THE TEXT OF THE TORQUAY PROTOCOL WILL BE PUBLISHED UNDER THE AUSPICES OF GATT BY THE SECRETARIAT OF THE UNITED NATIONS AT GENEVA AND WILL BE PLACED ON SALE THROUGH UNITED NATIONS SALES AGENTS. THE TITLE OF THIS DOCUMENT WILL BE TORQUAY PROTOCOL OF THE GENERAL AGREEMENT ON TARIFFS AND TRADE (INCLUDING SCHEDULES ANNEXED TO IT). THE DEPARTMENT OF STATE WILL REPRODUCE AN ANALYSIS OF CERTAIN SECTIONS SHORTLY THEREAFTER.

\* \* \* \* \*

## Part II - Background on Reciprocal Trade Agreements Program

### INTRODUCTION

Trade agreements are not very exciting documents. Their provisions are usually written in technical and precise language. They deal with a vast assortment of products all the way from shoes to cabbages and include many fishery items. While they may make for dull reading, they are of considerable importance to the fishery and allied industries.

The trade agreements program furnishes the means whereby nations can cooperate in removing, to some extent, the countless irritations which make the job of carrying on international trade so difficult. In so doing, friendly commercial relations are promoted. A few of the main concepts of the Reciprocal Trade Agreements Program drawn largely from State Department publications No. 4032 and 4086, Commercial Policy Series, January 1951, are set forth in this part so that fishery operators and dealers may know the objectives of the program and, in the light of these, be better able to judge the results which so frequently are of consequential concern to them.

### THE POLICY

The foreign trade policy of the United States is aimed at expansion of world trade on a mutually advantageous basis. In the early 1930's it was recognized that the first step toward stimulating foreign trade and its benefits to our economy was to break down the barriers which kept goods from moving in international trade and the discriminatory practices which forced reduced amounts of trade into uneconomic channels. To break down excessive governmental barriers to international commerce and to remove discrimination could most effectively be done on a reciprocal basis as trade must be a "two-way" street. It was also recognized that the American economy needed imports as well as exports for maximum prosperity and an improved standard of living.

In furthering this policy, the United States has since been cooperating with other countries in a reciprocal program to eliminate trade barriers and restrictions, such as high tariffs, quotas, and foreign-exchange controls. This calls for a discreet policy of consultation with other governments in order to reach settlements of trade difficulties rather than a policy of unilateral action without regard to effects on other countries.

For over 16 years the Reciprocal Trade Agreements Program has been the backbone of the United States foreign economic policy. Through its operation, the Government has led the other free nations in a consistent effort to expand world trade. Made possible by the Trade Agreements Act of 1934, the United States in January 1951 had

reciprocal trade agreements with 45 countries. Together the parties to these agreements accounted for more than four-fifths of the world's international trade.

### THE ACT

The Trade Agreements Act gives the President authority to conclude trade agreements with other countries. In return for reductions in their barriers against American goods, he may modify United States tariff treatment or other import restrictions on goods from abroad.



Tariff concessions may consist of (a) a reduction in the United States Tariff rate, (b) binding of that rate, that is, an agreement not to increase the rate, or (c) a binding of duty-free status, that is, agreement not to impose a duty on an article which is admitted free of duty when the agreement is concluded. Tariff modification is limited to the extent that no proclamation shall be made increasing or decreasing by more than 50 percent, as required or appropriate, any rate of duty existing on January 1, 1945, or transferring any article between the dutiable and free lists. Authority also exists to institute import quotas in connection with the negotiation of trade agreements, subject to concurrence by the nation or

nations contracting with the United States and in conformance with any other international commitment the United States might have.

The Act requires that the President shall obtain the advice and assistance of a number of United States government agencies in drawing up the provisions of the agreements. It also requires that interested persons shall have the opportunity, both before and after the trade-agreements negotiations, to present information and views regarding such negotiations and their effects.

By Executive Order, the President has established an interdepartmental organization to advise him in the making of trade agreements and to receive and analyze the views and information presented by interested persons. This organization is made up of representatives designated by the Secretaries of Agriculture, Commerce, Defense, Interior<sup>2/</sup>, Labor, State, and the Treasury, the Administrator of the Economic Cooperation Administration, and a member of the Tariff Commission. This organization consists of two bodies, containing the same membership but with different chairmen. The Committee for Reciprocity Information, chaired by the Tariff Commission, conducts public hearings and receives views of interested persons. The Trade Agreements Committee, chaired by a representative of the Department of State, analyzes the material presented and makes recommendations to the President.

The Committee for Reciprocity Information is the agency designated by the President to receive the views of interested persons on any proposed or existing trade agreement or on any aspect thereof. This committee has the responsibility <sup>2/</sup>with the issuance of Executive Order No. 10170 of October 12, 1950, the President conferred on the Department of the Interior a responsibility for full participation in the interagency committee on trade agreements and the committee for reciprocity information. This membership, however, came late in the preparatory work for the Torquay negotiations, when a vast majority of the preliminary work was well under way or had been completed.

for seeing that the views and information thus received are made available promptly and in convenient form to the Trade Agreements Committee. Interested persons are also requested to give the committee their opinions as to concessions which should be asked by the United States from foreign countries as well as invited to make known their views about whether a concession should be granted by the United States. Written views may be submitted to the Committee by interested persons at any time. The offices are in the Tariff Commission Building, 8th and E Streets NW, Washington 25, D. C.

The authority under the Act, originally given to the President in 1934 for a period of three years, has been renewed six times. Under present legislation, it will expire June 12, 1951. However, bills now under active consideration in the Eighty-Second Congress would extend the authority another two or three years.

### THE DECISIONS

Before a concession is offered to a foreign country in negotiations such as those recently concluded at Torquay, England, many factors in the production and trade in a product or its industry are considered by the Trade Agreements Committee. Decisions are based in each case on such factors as:


- (A) THE RELATION OF IMPORTS TO DOMESTIC PRODUCTION.
- (B) ARE IMPORTS A LARGE PART OF THE AMOUNT CONSUMED IN THE UNITED STATES, OR A SMALL PART?
- (C) WHAT HAS BEEN THE TREND?
- (D) HAVE IMPORTS BEEN TAKING AN INCREASING PART OF THE DOMESTIC MARKET? A SMALLER PART?
- (E) OR HAS THE RELATION BETWEEN IMPORTS AND DOMESTIC PRODUCTION REMAINED SUBSTANTIALLY STABLE?
- (F) IS THE TYPE OF PRODUCT BEING IMPORTED A TYPE WHICH IS DIRECTLY COMPETITIVE WITH THE DOMESTIC PRODUCT?
- (G) IS THE DOMESTIC INDUSTRY ON AN EXPORT BASIS?
- (H) IS IT LARGE AND DIVERSIFIED, PRODUCING A WIDE VARIETY OF PRODUCTS?

These and many other considerations are explored before a decision is made to offer a concession. Even if a concession is offered, it is not necessarily granted unless an equivalent concession is received in return from the other negotiating party. A concession need not, however, be in the same or similar product, but may be in any of the many products entering into our international trade.

### THE AGREEMENTS

Trade agreements as we in the United States know them accomplish two things, (1) they provide for definite tariff reductions or other concessions on specific articles entering into the trade between the parties to the agreement and (2) through their

"general provisions" they set forth the fair treatment, aside from tariff rates, which each nation will give to its trade with the participating country or countries.



### TREATIES

These general provisions are designed to prevent nontariff restrictive measures from offsetting the advantages gained through tariff negotiations. They contain, for instance, limitations on the use of quantitative restrictions (quotas). In the so-called "most-favored-nation" clause, each party also agrees to give to the products of the other party as favorable treatment as it gives to the products of any third party. In another provision each party agrees not to discriminate against imported goods in matters of internal taxation, exchange restrictions, and other regulations of trade.



There is also the so-called "escape clause" which is a part of all agreements which the United States negotiated since 1943. Under this clause a party to the agreement may modify or withdraw a specific concession if it finds as a result of unforeseen circumstances imports of a particular article concerned have caused or threaten to cause serious injury to one of its industries. Although the United States has made concessions on several thousand items in trade agreements that contain the escape clause, only 20 applications for relief, covering 17 products, have been made to the U. S. Tariff Commission.

Thirteen applications were dismissed on the grounds that the facts set forth in the complaint did not show justification for a formal investigation. One has been postponed. Three applications are pending and three investigations have been ordered. One of the investigations resulted in a finding that there was no need for modification of the concession. Another, regarding women's fur-felt hats, resulted in a finding that the concession should be withdrawn. This was done. A third investigation is in progress.

A finding of injury may result in the concession being either partly or wholly withdrawn, a quota imposed on imports, or a rate of duty even higher than that in effect before the concession may be imposed. If the escape clause is used, the other party or parties to the agreement may modify the concessions they have given to a corresponding extent.

The escape clause action is administered by the U. S. Tariff Commission, a bipartisan, independent agency created by and responsible to Congress. It makes its recommendations to the President, directly and without the participation of any other government agency.

Other provisions in the agreements permit any country to take steps necessary to protect its national security, health, and similar matters.

The General Agreement on Tariffs and Trade (GATT) is the most important and most comprehensive agreement entered into by the United States under the Trade Agreements Act. It is a multilateral agreement in which the United States and 31 other countries participated prior to Torquay.

Under the General Agreement, initial tariff negotiations are conducted bilaterally, on a product-by-product basis. Ordinarily, each participating country negotiates on the basis of the principal supplier rule, granting concessions on each import commodity to the country that has been the principal supplier of that commodity or gives promise of becoming the principal supplier. The understandings reached in these bilateral negotiations are combined to form the respective schedules of tariff concession which are set forth in the agreement.



#### THE GOAL

Authority is granted the President to enter into trade agreements so that foreign markets will be made available to those branches of American production which require and are capable of developing such outlets. This is largely accomplished by affording corresponding market opportunities for foreign products in the United States market.

After World War II, nearly every country in the world was forced to maintain and even to intensify the drastic wartime controls which it had imposed upon its economy--including foreign trade. Embargoes, quotas, licensing, and exchange-control regulations became more important than tariffs as a means of restricting imports. High prices both here and abroad and the extreme unstable and inconvertible currencies of many countries added to the difficulties of international trade. Many nations resorted to bilateral clearing and barter arrangements. Government purchasing arrangements and like devices were established. This maze of trade restrictions and limitations blocked normal channels of trade and ignored sound economic factors.

The large deficit which developed between the value of United States exports and the value of foreign goods and services received in return could be modified in two practical ways:


- (1) TO REDUCE THE UNITED STATES EXPORTS TO THE LEVEL OF IMPORTS, AND
- (2) TO INCREASE THE IMPORTS TO THE LEVEL OF EXPORTS.

The first method would involve reducing United States production and employment in industries which depend upon foreign markets to maintain maximum operations. Reducing operations in such industries would reduce the buying power of their workers in the domestic market. Increasing United States imports of goods and services toward the level of United States exports, at the minimum expense of competing industries in this country, would enable the foreign countries to pay for the goods they want to buy in the United States.

The reciprocal trade agreements program is the mechanism which the United States uses in bargaining with foreign countries as a means of remedying the unbalance between our exports and imports and to move in the direction of the highest possible level of sound and remunerative foreign trade in both directions.

#### THE TORQUAY NEGOTIATIONS

During the latter part of 1949 a number of countries not now parties to the General Agreement on Tariffs and Trade signified their desire to accede to the Agreement. Accordingly, plans were made for these countries to meet with those now parties to the Agreement at Torquay, England, for the purpose of negotiating tariff concessions. This conference also allowed negotiations between parties which participated in the 1947 Geneva and 1949 Ancey Conferences.



Of the countries which have indicated a desire to accede to the General Agreement at the Torquay Conference, the United States announced that it would consider the negotiation of tariff concessions with Austria, the Federal Republic of Germany, Guatemala, Korea, Peru, and Turkey. It also announced that it would consider the possibility of negotiating new or additional concessions with Australia, Belgium, Brazil, Canada, Denmark, the Dominican Republic, France, India, Indonesia, Italy, Luxemburg, the Netherlands, New Zealand, Norway, Sweden, the Union of South Africa, and the United Kingdom. The list of commodities considered for possible concession

by the United States included items (including many fishery products) in approximately 450 paragraphs and subparagraphs of the Tariff Act of 1930.

The results of the Torquay negotiations are presented in Part I of this article.

## BIBLIOGRAPHY

Recent reports and references pertaining to the reciprocal Trade Agreements Program.

FISH AND WILDLIFE SERVICE

- FISHERY PRODUCTS INCLUDED IN TRADE AGREEMENTS NEGOTIATIONS, COMMERCIAL FISHERIES REVIEW, APR. 1950, P. 83.
- SUPPLEMENTARY NOTICE OF TRADE AGREEMENT NEGOTIATIONS, COMMERCIAL FISHERIES REVIEW, JUNE 1950, P. 68.
- SECOND SUPPLEMENTARY NOTICE ON TRADE-AGREEMENTS NEGOTIATIONS, COMMERCIAL FISHERIES REVIEW, SEPT. 1950, P. 62.
- POSTPONEMENT OF TARIFF NEGOTIATIONS NOT TO BEST INTERESTS OF THE UNITED STATES, COMMERCIAL FISHERIES REVIEW, SEPT. 1950, P. 63.
- U. S. DELEGATION DESIGNATED FOR FORTHCOMING TARIFF NEGOTIATIONS, COMMERCIAL FISHERIES REVIEW, OCT. 1950, P. 73.
- INTERIOR TO BE REPRESENTED ON TRADE AGREEMENTS COMMITTEES, COMMERCIAL FISHERIES REVIEW, NOV. 1950, P. 79.
- INTERIOR REPRESENTATIVE TO ATTEND THIRD SET OF TARIFF NEGOTIATIONS, COMMERCIAL FISHERIES REVIEW, FEB. 1951, P. 93; ALSO NOV. 1950, P. 84.
- SERVICE EMPLOYEE DESIGNATED TO HANDLE TRADE AGREEMENT AND TARIFF MATTERS, COMMERCIAL FISHERIES REVIEW, JAN. 1951, P. 96.
- TERMINATION OF TRADE AGREEMENT WITH MEXICO TO BECOME EFFECTIVE, COMMERCIAL FISHERIES REVIEW, OCT. 1950, P. 74; ALSO JULY 1950, P. 58.
- TERMINATION OF TRADE AGREEMENT WITH CHINA BECOMES EFFECTIVE, COMMERCIAL FISHERIES REVIEW, DEC. 1950, P. 62; ALSO OCT. 1950, P. 74.
- STATUS OF AMERICAN PARTICIPATION IN THE GENERAL AGREEMENT ON TARIFFS AND TRADE REVIEWED, COMMERCIAL FISHERIES REVIEW, JAN. 1951, P. 97.
- REPORT ON FIFTH SESSION OF GENERAL AGREEMENT ON TARIFFS AND TRADE, COMMERCIAL FISHERIES REVIEW, JAN. 1951, P. 98.
- U. S. IMPORTS OF GROUND FISH FILLETS IN 1950 HIGHEST ON RECORD, COMMERCIAL FISHERIES REVIEW, FEB. 1951, P. 41.
- CODE ON IMPORT AND EXPORT CONTROLS PROPOSED AT RECENT SESSION OF GATT, COMMERCIAL FISHERIES REVIEW, FEB. 1951, P. 73.
- 1951 TARIFF-RATE QUOTA FOR GROUND FISH (INCLUDING ROSEFISH) FILLETS, COMMERCIAL FISHERIES REVIEW, FEB. 1951, P. 95.
- TERMINATION OF TRADE AGREEMENT WITH COSTA RICA, COMMERCIAL FISHERIES REVIEW, MAY 1951, P. 67.

DEPARTMENT OF STATE

NOTICE OF UNITED STATES INTENTION TO NEGOTIATE, LIST OF PRODUCTS TO BE CONSIDERED AND NOTICE OF PUBLIC HEARINGS FOR NEGOTIATIONS BEGINNING SEPT. 1950.

PUBLICATION 3819, COMMERCIAL POLICY SERIES 126, SUPT. OF DOCUMENTS \* 25 CENTS.

PUBLICATION 3854, COMMERCIAL POLICY SERIES 129, SUPT. OF DOCUMENTS \* 10 CENTS.

PUBLICATION 3944, COMMERCIAL POLICY SERIES 131, SUPT. OF DOCUMENTS \* 15 CENTS.

EXPANDING WORLD TRADE: UNITED STATES POLICY AND PROGRAM, PUBLICATION 4032, COMMERCIAL POLICY SERIES 133, JAN. 1951.

THE RECIPROCAL TRADE AGREEMENTS PROGRAM, PUBLICATION 4086, COMMERCIAL POLICY SERIES 134, JAN. 1951.

ANALYSIS OF GENERAL AGREEMENT ON TARIFFS AND TRADE. PUBLICATION 2983, COMMERCIAL POLICY SERIES 109, 1947, \* 50 CENTS.

DEPARTMENT OF COMMERCE

SCHEDULE A, STATISTICAL CLASSIFICATION OF COMMODITIES IMPORTED INTO THE UNITED STATES WITH RATES OF DUTY AND TARIFF PARAGRAPH, BUREAU OF CENSUS, \* \$2.50.

CURRENT TRENDS IN FOREIGN TRADE POLICIES, REVIEW OF 1950. HENRY CHALMERS, FOREIGN COMMERCE WEEKLY, FEB. 19, 1951, P. 3; ALSO REVIEW OF 1949, FEB. 27, 1950, P. 4.

UNITED STATES FOREIGN TRADE, 1950. GRACE A. WITHEROW, FOREIGN COMMERCE WEEKLY, APR. 16, 1951, P. 5.

TARIFF COMMISSION

UNITED STATES IMPORT DUTIES (1950). INCLUDES SPECIAL AND ADMINISTRATIVE PROVISIONS OF THE TARIFF ACT, AS AMENDED. MISC. SERIES TC 1.10, \* \$2.00.

OPERATION OF THE TRADE AGREEMENTS PROGRAM, THIRD REPORT, APRIL 1949-JUNE 1950. TARIFF COMMISSION REPORT NO. 172, SECOND SERIES, \* 45 CENTS; ALSO SECOND REPORT, APRIL 1948-MARCH 1949, REPORT 163, SECOND SERIES, \* 25 CENTS.

CONGRESS OF THE UNITED STATES

EXTENSION OF THE RECIPROCAL TRADE AGREEMENTS ACT, REPORT NO. 14, TO ACCOMPANY H.R. 1612, 82ND CONGRESS (1ST SESSION), HOUSE OF REPRESENTATIVES, COMMITTEE ON WAYS AND MEANS, JAN. 1951.

HEARINGS BEFORE THE COMMITTEE ON WAYS AND MEANS OF HOUSE OF REPRESENTATIVES, 82ND CONGRESS (1ST SESSION) ON H.R. 1612, 1951 EXTENSION OF THE RECIPROCAL TRADE AGREEMENTS ACT.

HEARINGS BEFORE THE COMMITTEE ON FINANCE, 82ND CONGRESS (1ST SESSION) ON H.R. 1612, TRADE AGREEMENTS EXTENSION ACT OF 1951, PARTS 1 AND 2.

TRADE AGREEMENTS EXTENSION ACT OF 1951, REPORT NO. 299, TO ACCOMPANY H.R. 1612, 82ND CONGRESS (1ST SESSION), SENATE FINANCE COMMITTEE, APR. 1951.

\* FOR SALE BY SUPERINTENDENT OF DOCUMENTS, GOVERNMENT PRINTING OFFICE, WASHINGTON 25, D. C.





April 1951

CANNING: Handling Frozen Salmon for Canning: Final organoleptic examinations were made of samples of canned Frazer River sockeye salmon prepared from fresh and frozen fish during August 1949 to January 1950. Quality scores were compared with those of similar samples examined a year ago. The most significant change during the additional year's storage of the canned sockeye salmon was the increase in free-oil content. Apparently the free-oil content of the canned sockeye salmon prepared from frozen fish was not at a maximum until after a year of storage. (Ketchikan) Refer to: "Use of Frozen Salmon for Canning," by M. E. Stansby and John A. Dassow, Commercial Fisheries Review, April 1951, vol. 13, no. 4, pp. 20-5.

\* \* \*

REFRIGERATION: Palatability and Cold-storage Life of Various Species of Rockfish: The purpose of the project is to determine the cold-storage life of various species of Pacific Coast rockfish and the East Coast ocean perch. All samples in frozen storage since July 1950 now have reached an inedible stage. The Sebastes alutus (long-jawed rockfish) was considered inedible due to development of rancidity, a condition reached one month ago by Sebastes marinus (ocean perch). The maximum storage life of these two species, on the basis of these tests, is about 7 to 8 months at 0° F. The samples of S. paucispinis (bocaccio) were also considered inedible. This species, although not yet very rancid, had developed an extremely tough texture.

\* \* \*

TECHNOLOGICAL SECTION CONFERENCE: A meeting of Service fishery technologists and representatives of fishery and allied industries will be held in Washington, D. C., on June 27, 1951, for the purpose of developing a research program for the next fiscal year which begins July 1, 1951. Members of the staff in Washington and laboratory directors from Boston, Mass.; College Park, Md.; Ketchikan, Alaska; and Seattle, Wash.; will be present.

Members of the fishery and allied industries are invited to attend the meeting on Wednesday, June 27, at 10:00 a.m. in Room 3013 of the New Interior Building, Washington, D. C. At this time laboratory chiefs will discuss their projects for the preceding year and give a report on the progress made. Various suggested new projects will also be reviewed. Industry representatives will be invited to discuss the progress on the previous year's projects, to offer new projects, and to comment on the proposed new projects.

These annual meetings with members of Industry were initiated several years ago and have greatly aided the Service in formulating a sound technological research program.



# TRENDS AND DEVELOPMENTS

## Additions to the Fleet of U. S. Fishing Vessels

A total of 40 vessels of 5 net tons and over received their first documents as fishing craft during February 1951--9 less than in February 1950. California led with 7 vessels, followed by the east coast of Florida and Washington with 6 vessels each.

Vessels Obtaining Their First Documents as Fishing Craft, February 1951

Section	February		Two mos. ending with February		Total 1950
	1951	1950	1951	1950	
	Number	Number	Number	Number	Number
New England .....	1	1	3	5	36
Middle Atlantic .....	4	-	7	2	45
Chesapeake Bay .....	-	8	2	10	81
South Atlantic .....	8	7	16	18	153
Gulf .....	9	11	27	16	167
Pacific Coast .....	13	15	26	24	231
Great Lakes .....	-	2	1	2	12
Alaska .....	5	5	8	7	83
Hawaii .....	-	-	-	-	4
Total .....	40	49	90	84	812

NOTE: VESSELS HAVE BEEN ASSIGNED TO THE VARIOUS SECTIONS ON THE BASIS OF THEIR HOME PORT.



## Alaska Fishery Investigations

**HERRING FISHERY NOTES:** Use of Log Books Recommended: A recommendation that log books be made a permanent procedure in collecting herring catch data is made by the Alaska Fishery Investigations of the Service's Branch of Fishery Biology. A report submitted to the Branch states that this method provides information on the amount of fishing time not now available from current delivery tickets.

The log books made it possible to obtain the catch-per-hour of fishing, a marked improvement over the catch-per-boat-day now used as a measure of abundance, in which fishing time is taken as the total elapsed time between the dates of first and last delivery. Information contained in the log of one vessel fishing 112 days in the Kodiak district follows:

ACTIVITY	HOURS	PERCENT
FISHING AND SCOUTING .....	885	33
TRAVELING TO AND FROM FISHING GROUNDS.....	348	13
ANCHORED TO OBTAIN REST.....	419	16
TIED UP BECAUSE OF STORMS OR FOG.....	587	22
UNLOADING FISH AT PLANT.....	203	7
REPAIRING VESSEL.....	246	9

Age Determinations: With the assistance of the age analysis project, the Investigations staff made age determinations from a sample of frozen herring from this year's pre-spawning run at Ketchikan. The age composition as represented by the 221-fish sample follows:

<u>YEAR CLASS</u>	<u>AGE</u>	<u>PERCENT</u>	<u>YEAR CLASS</u>	<u>AGE</u>	<u>PERCENT</u>
1949	3	10	1946	6	8
1948	4	23	1945	7	3
1947	5	52	1944	8	4

This composition differs considerably from that obtained in the past season from the reduction fishery in Chatham Straits area. Here the dominant year class was that of 1944 (33 percent) followed by that of 1947 (23 percent). In the Ketchikan sample the dominant year class is that of 1947 (52 percent), with the 1944 year class only 4 percent. The occurrence of a heavy run at Ketchikan dominated by the 1947 year class indicates good success of that year class at Ketchikan in contrast to less than average success in Chatham Strait area as judged from its contributions to the reduction fishery during its third and fourth years.



### California 1951-52 Sardine Season Outlook Unfavorable

A bleak forecast has been made for the 1951-52 California sardine fishing season in an April 11 news release from the Bureau of Marine Fisheries, Division of Fish and Game. This conclusion was based on an analysis of catch figures from the past season in which practically no fish of the 1949 year class were caught off the California coast.

This means, according to the State Bureau, that a severe scarcity of two- and three-year-old fish, which contributed a large portion of the sardine catch in recent years, will be evident next season.

During the 1950-51 sardine season, the 1948 year class made up approximately 44 percent of the successful southern California catch, but only 10 and 16 percent of the northern and central California fisheries. The small tonnages landed at northern and central ports were largely supplied by 1947 and 1946 year classes.



### California Sardine Reduction Quota for 1951-52 Announced

Sardine reduction regulations and quotas similar to those of the 1950-51 season have been set by the California Fish and Game Commission for the coming sardine fishing season.

Exercising its only regulatory power over the State's sardine fishing industry, the Commission limited the quantity of sardines to be used for reduction into oils and meals to 150,000 tons during the 1951-52 season.

No consolidation of reduction permits, which was authorized in recent years, will be allowed among the 97 permit holders this season.



## California Studies Valuable Squid Fishery

The common squid has become such a valuable commercial fishery in California that it is now the subject of a thorough study by that State's Division of Fish and Game, according to a March 28 news release from that agency.

Since 1863, when Chinese fishermen rowed skiffs about Monterey Bay with a blazing torch at the bow to attract night-time schools of squid, the opalescent mollusk has come into its own as a source of food and fish bait. The search for squid (Loligo opalescens) has become so intense that the Bureau of Marine Fisheries has set up a fellowship study to learn more about the habits of this strange creature.

In a recent issue of the Divisions's quarterly magazine, California Fish and Game, Biologist W. Gordon Fields of Stanford University's Hopkins Marine Station presents a preliminary report on the increasingly valuable squid fishery.

New methods of preserving the catch are being developed as new markets become available. For many years this industry remained of minor importance, but since 1942 it has become one of the major fisheries of the Monterey Bay area.

Although squid is found from Puget Sound to Lower California, 99 percent is caught along the California coast and within a few miles of Monterey.

Fields remarks that the 19,000 tons of squid landed at Monterey in 1946 exceeded even the value of the sardine catch in the same region. Recently, demand for the frozen product has increased so that it alone takes up the entire catch.

There is a large investment in canneries, fishing boats, and equipment in the Monterey Bay area and a considerable population which depends upon the fishing industry for its livelihood. With men and equipment idle half the year and no assurances of adequate returns during the formerly lucrative sardine season, there is a tremendous pressure at present to develop other fisheries.

Of these, the squid is potentially one of the most valuable because it appears in huge numbers and because it may be captured and preserved by present methods and with existing equipment.

If the domestic market were to react more favorably to squid as an item on the Friday menu, or if economic conditions should permit export to foreign markets, a greater portion of the capacity of the sardine fishing industry might be turned towards squid. Therefore, Fields believes, protective measures might be needed to maintain the species adequately and yet allow the highest possible annual catch.

To attain these objectives, any regulations adopted would need to be based on full understanding of the biology of the squid. The present study was undertaken to obtain some of this information.



## Chesapeake Bay Area Tests New Fish Container

The shortage and rising prices of wooden fish boxes has been a vexing problem for dealers in the Chesapeake Bay area, according to the Service's Fishery Marketing Specialist in Virginia. In an attempt to solve this problem, a new-type container is being tested in the Hampton, Virginia, area.

In its present form the new container is a waxed carton braced with wooden strips. Its weight and cost are substantially less than the wooden box now commonly in use. In addition, its insulating properties are reported to assure a saving in ice. However, the new container is designed to last for only one shipment.

A sample box filled with fish and ice was kept for one week on the dock, and after that period it was examined. No deterioration was noted. The box is going to also be tested under actual shipping and handling conditions. If it stands up well under these conditions, plans call for the expansion of production facilities for this type of container.



## Danish Trout Identified as Rainbow Trout

Trout and brook trout from Denmark appearing in Michigan retail markets have been tentatively identified as rainbow trout, the Michigan Conservation Department disclosed in an April news release.

Under the conditions in which brook, brown, and rainbow trout can be sold in Michigan, the Department cautions that a commercial trout license is required. It is illegal to sell any of these trout in Michigan unless they have been produced in a commercially-licensed hatchery or purchased from outside the State.



## Federal Purchases of Fishery Products

FRESH AND FROZEN FISH PURCHASES BY DEPARTMENT OF THE ARMY, February and March 1951: For military feeding of the U. S. Army, Navy, Marine Corps, and Air Force, the Army Quartermaster Corps made the following purchases of fishery products: during February 1951, a total of 2,150,482 pounds; during March 1951, a total of 2,062,200 pounds (see tables 1 and 2). February purchases as compared with the previous month increased 26.1 percent in quantity and 27.7 percent in value, while March as

Table 1 - Purchases of Fresh and Frozen Fishery Products by Department of the Army (February and the First 2 Months, 1951 and 1950)

Q U A N T I T Y				V A L U E			
February		January-February		February		January-February	
1951	1950	1951	1950	1951	1950	1951	1950
lbs.	lbs.	lbs.	lbs.	\$	\$	\$	\$
2,150,482	573,730	3,855,610	1,743,503	934,934	267,139	1,667,307	767,111

compared with February declined 4.1 percent in quantity and 12.2 percent in value. When considered with the corresponding months of the previous year, February 1951 purchases were greater by 274.8 percent in quantity and 250 percent in value.



March also increased over its 1950 counterpart by 149.9 percent in quantity and 95.4 percent in value.

A comparison of purchases for the first 3 months in 1950 and 1951 shows that in the latter year there was an increase of 130.4 percent in quantity and 109.6 percent in value. Undoubtedly, this new impetus of Quartermaster buying is a result of the expansion of the Armed Forces.

Table 2 - Purchases of Fresh and Frozen Fishery Products by Department of the Army (March and the First 3 Months, 1951 and 1950)

Q U A N T I T Y				V A L U E			
March		January-March		March		January-March	
1951	1950	1951	1950	1951	1950	1951	1950
lbs.	lbs.	lbs.	lbs.	\$	\$	\$	\$
2,062,200	825,341	5,917,810	2,568,844	821,164	420,349	2,488,471	1,187,460

In addition to Quartermaster purchases, the Navy during the first three months this year purchased locally 84,000 pounds of fishery products which have not been included in the above figures.

CANNED FISHERY PRODUCTS 1952 REQUIREMENTS ANNOUNCED FOR ARMED FORCES: Estimated requirements of canned fishery products to meet the needs of the Armed Forces during the fiscal year ending June 30, 1952, were announced on April 17 by the Department of Defense. The estimated total requirements are 22,400,000 pounds, and by type they are as follows:

Type of Canned Fish	Quantity	
	In lbs.	In Standard Cases (Est.)
Salmon .....	17,300,000	360,400 (Case of 48 1-lb. cans)
Shrimp .....	400,000	30,000 (Case of 48 5-oz. cans)
Tuna .....	4,700,000	223,800 (Case of 48 7-oz. cans)

The canned tuna and salmon will be procured on an annual basis by the Quartermaster Purchasing Division, Oakland Quartermaster Procurement Agency, Oakland Army Base, Oakland 14, California; and the canned shrimp will be locally procured as required by stations throughout the country.

These estimates, prepared by the Army Quartermaster Corps, are tentative and subject to modification. They are announced in order to assist industry in planning production. These requirements are in addition to requirements for operational rations, and purchases made by stations locally as required.

The canned salmon and tuna are for consumption during the calendar year 1952 with the necessary quantities remaining on hand at the end of the calendar year to provide a carry-over until the next year's supplies are available.



## Fishery Biology Notes

NEW VESSEL FOR SHELLFISH STUDIES IN LONG ISLAND SOUND: The U. S. Fish and Wildlife Service on March 28 launched a new vessel, the Snang Wheeler, at West Haven, Connecticut. This vessel will be used by the Service's Branch of Fishery Biology Shellfish Laboratory at Milford, Connecticut, to study the shellfish in Long Island Sound, as well as their enemies, such as oyster drills and starfish.

The topside of the 25-ton vessel comprises a workdeck aft (equipped with two hoists for dragging); the pilot's cabin, with a bunk; and between them, a compact laboratory. The laboratory has a sink, a gas stove, and three workbenches, each with storage cabinets above and below. The laboratory will permit on-the-spot examination of specimens. Located below the deck are the engine room (housing a six-cylinder 165-horsepower Diesel engine); a galley; a bunkroom with two wall beds and two closets; and, in the triangular forepoint, a lavatory. The craft, which will cruise at 10 miles an hour, has a circulating hot-water heating system and an electric plant. The ship is 50 ft. 10 in. long, has a beam of 14 ft. 9 in., and a draught of 4 ft. 9 in. Copper reinforces the craft at the water line to withstand ice. The vessel made its shakedown cruise the latter part of April.

\* \* \* \* \*

HATCHING AND REARING SALMON IN RESERVOIR WATER: The Service's Dorena Dam Experimental Hatchery, Cottage Grove, Oregon, was designed to test the possibility of hatching and rearing salmon and trout in water derived from reservoir storage. Three 8-inch pipelines supply water from elevations of 765, 785, and 805 feet of the impoundment of Dorena Dam, which has a normal pool elevation of 835 feet and the tail water is 728 feet. Installations were designed to utilize both aerated and nonaerated water from the bottom level, the top level, and a selected mixture of all to maintain an optimum desired temperature. Twenty-two troughs, 24 6-foot circular tanks, a feed room, an office room, and refrigeration equipment have been installed in the building.

Last September the Service's Fishery Research Biologist in charge of the hatchery obtained from the Oregon Fish Commission hatchery on South Santiam River about 2,100 spring chinook salmon fingerlings and 2,455 silver salmon fingerlings from their hatchery on Alsea River. Also in September, 18,975 spring chinook eggs from the Oregon Fish Commission's South Santiam River hatchery and about 27,000 fall chinook eggs from the Fish and Wildlife Service's hatchery at Little White Salmon River were obtained. Since he experienced some difficulty in transporting 57,192 silver salmon eggs in December from the Oregon hatchery at Big Creek, an additional shipment was obtained at the Oregon Fish Commission's Coos River hatchery in January of this year.

Shortly after arrival of the chinook eggs, a heavy mortality occurred, possibly because of high temperatures of the water supply. In late September, the reservoir had been drawn sufficiently to permit surface water of the impoundment to pass through all hatchery outlets of the dam. This meant that water temperatures exceeded 60° F. for the first three weeks of the incubation period. As a result, the stock of spring chinook dropped to 901 on February 28. The mortality largely occurred early in the experiment and has since diminished to a very small amount. Fall chinook eggs obtained at the same time also experienced high mortality; 7,506 fingerlings remained on February 28. The growth of both lots of fish was normal in March.

The spring chinook and silver salmon fingerlings of the 1949 brood have been maintained in a fairly good condition. On February 28 there were 1,687 spring chinook and 2,436 silver salmon fingerlings.

The silver salmon eggs received at the hatchery on December 6 were divided into two lots because two methods of shipment were used. Of the 28,299 shipped in burlap, 22,566 arrived in good condition; 21,217 remained on February 28. Of the 28,893 shipped in sealed jars, 25,327 arrived in good condition; 24,252 were on hand on February 28. The entire 13,590 eyed-eggs, shipped from the Coos River hatchery on January 3, arrived in good condition; 12,732 hatched on February 28 and remained as fry. Of the 16,739 green eggs, shipped on the same day in sealed jars, 15,982 arrived in good condition; 12,806 remained on February 28.

On January 29, an additional shipment of 15,870 spring chinook fry from the South Santiam hatchery of the Oregon Fish Commission replaced the spring chinook which suffered extreme mortality at the time of the high temperatures.

The diet of all the fish consists of 50 percent beef liver, 20 percent beef spleen, and 30 percent salmon viscera. When the water becomes warmer, the diet will include meal.

During the winter the only assured water supply was that from the lower outlet whose temperature ranged from 50° F. to 34° F. with a mean of about 45° F. Connecting two of the 8-inch pipelines to the lower outlet assured ample water. Although the winter water supply has shown no evidence of having been harmful to the fish-cultural operations, the study has not continued long enough to permit any conclusions.

A larger refrigeration plant is planned for the near future because the present plant was inadequate to maintain sufficiently low temperatures during the late summer months of 1950. The coming summer program will include observations on the reservoir so that any unusual losses experienced in the hatchery possibly can be correlated with reservoir conditions.



### Gulf Exploratory Fishery Program

GROOVED-SHRIMP EXPLORATIONS CONTINUED BY "OREGON" (Cruise No. 7): Explorations for commercial concentrations of grooved shrimp were continued by the Service's Gulf exploratory fishing vessel Oregon on its Cruise No. 7. The vessel left Pascagoula on February 14 and returned on February 28, 1951.

A search for trawlable areas between Cape San Blas and Cedar Keys failed to show any smooth and regular bottom sufficiently free of coral to permit safe trawling. A total of six trawls were either lost or severely damaged during short sample drags. Two drags were unsuccessful due to fouling of the gear.

Scattered small pink-grooved shrimp and a few white shrimp were taken in 6 to 12 fathoms off Cape San Blas. Drags in 15 fathoms off Cedar Keys failed to produce a single shrimp and resulted in badly damaged gear.

A series of 12 drags were made in depths of 104 to 305 fathoms south of Pensacola. One try with a 60-foot fish trawl showed a possible concentration of flounders in 110 fathoms, but the net was badly damaged and most of the catch was lost. Another try with a shrimp trawl in the same area produced 24 flounders that weighed 32 pounds. Several species, such as whiting (silver hake), anglerfish, and tilefish found in the North Atlantic trawl fishery were taken in trawls in depths of over 100 fathoms.

A drag in 305 fathoms with a 40-foot flat trawl produced 65 pounds of whiting (silver hake). Although this species has been taken often by the Oregon the catch has consisted of fewer and smaller fish. The average weight per fish was  $1\frac{1}{2}$  pounds.

A series of trawls off the Mississippi delta in the area of the new shrimp fishery produced brown-grooved shrimp at the rate of about 50 pounds of heads-on shrimp per hour. This is approximately one-half the rate found last summer and fall.

\* \* \* \* \*

CONTINUES TESTS OF SHRIMP-TRAWLING GEAR: Tests of shrimp-trawling gear will be continued by the Service's Gulf exploratory fishery vessel Oregon on Cruise No. 8. The vessel left on March 19 and is expected to return about April 14.

Most of the time the vessel will operate off the coasts of Louisiana and Texas between the 92nd and 94th meridians but some work will be carried on south of Aransas Pass, Texas, and near the mouth of the Mississippi River.

The Oregon will make a few exploratory drags over a wide range to get information on the seasonal change in concentrations of shrimp, but thorough exploration will be centered between the 92nd and 94th meridians off the coasts of Louisiana and Texas.



### New Jersey Fishermen to Experiment with Danish-Type Otter Trawl

A plan is under way at Cape May, New Jersey, to begin experiments with a Danish-type otter trawl in an attempt to increase production. The two vessels to use the net now under construction are standing by, and it is expected that trials will begin in the near future, according to the Service's Fishery Marketing Specialist stationed in that State. This is the first time in several years that this type of gear will be employed in this area.

The men building this gear are working with the idea that by being able to regulate the depth of the gear in the water, fish populations moving between the bottom and the surface will be taken. This is an indication that bottom fish in this area are becoming scarce.

The new trawl will be used by personnel who have had considerable experience with it in Europe and who are quite confident of success.



### North Atlantic Fishery Investigations

TRENDS IN THE NORTH ATLANTIC FISHERIES: New England scrod haddock landings in 1950 from Georges Bank consisted of 34,300,000 individual scrod (only 18,200,000 in an average year), and only 9,200,000 large haddock (18,700,000 in an average year). This new high resulted because the large 1948-year class contributed 29,000,000 two-year olds, of which 20,300,000 were below the 1-1/2-pound minimum market size; in an average year there are 5,000,000.

Yellowtail flounder were about as abundant in 1950 as in 1949. There is no indication of further decline in resource; the catch per day has remained stable the past few years. The switch to trash fishing for greater financial return caused the new low in the 1950 production.

Sea-scallop production and landed value remained at record-high levels. Preliminary catch-per-day figures indicate no appreciable decline in resource. Finding new beds as old ones become unproductive maintains the level.

Ocean perch (rosefish) landings at Gloucester, Massachusetts, to March 15 equal the 1949-1950 landings for the same period. Increased numbers of small fish are being brought in at Gloucester as a result of the "no-culling" policy.

The trash fishery remains at a high level. Sampling of the catch continues; commercial species in the catch are negligible, according to a report from the Service's North Atlantic Fishery Investigations.



## North Pacific Exploratory Fishery Program

SHRIMP IN COMMERCIAL QUANTITIES LOCATED BY "JOHN N. COBB" IN ALASKAN WATERS (Cruise No. 7): On a third survey of a long-range program to study the shellfish potentialities of Alaskan waters, the John N. Cobb, one of the Service's exploratory fishing vessels, located commercial quantities of shrimp in the Icy Straits region. The vessel returned to Seattle on April 23 after a six-week cruise. Explorations on the previous two trips were conducted in the waters adjacent to the Ketchikan region and Baranof and Chichagof Islands.

Waters covered on the present investigations included Icy Straits, those surrounding the Juneau area, Lynn Canal, portions of Stephens Passage, and Seymour Canal. A 20-foot beam trawl was the principal gear used, although shrimp and crab pots were also fished. During the cruise, 134 fishing efforts were made.

Idaho Inlet in the Icy Straits region yielded excellent catches of pink (Pandalus borealis), side-stripe (Pandalopsis dispar), and coon-stripe (Pandalus hysinotus), shrimp. Three 30-minute tows in this inlet averaged better than 550 pounds per tow and were of good commercial size. Several drags in Port Frederick yielded 150 pounds of mixed pink and side-stripe shrimp, and a drag made outside of Hoonah in Icy Straits produced 170 pounds of large pink shrimp. Other areas investigated in Icy Straits included Pleasant Island and Excursion Inlet but these were less productive.

In the Juneau region, good catches of pink shrimp were made southwest of Point Tantallon and 30-minute tows averaged 350 pounds per tow. A number of other regions close to Juneau, including Young Bay, Fritz Cove, Auke Bay, and Taku Inlet, were also explored but showed only small numbers of shrimp.

In the Lynn Canal Area only light catches of shrimp were made in Taiya Inlet, while Lutak Inlet and Chilkat Inlet both showed fair concentrations of pink shrimp. Drags in Lutak Inlet averaged close to 180 pounds per 30-minute drag while one tow in Chilkat Inlet produced 145 pounds in a 30-minute tow.

South of Juneau fair catches were made in Seymour Canal and the best 30-minute tow from this area yielded 225 pounds of large pink shrimp. Drags made in Port Snettisham produced up to 225 pounds of mixed pink and side-stripe shrimp.

Shrimp pots set throughout the trip were generally not productive and only in Seymour Canal were any number of shrimp taken in the pots. The best pot set in this region yielded 83 large spot shrimp or prawn (Pandalus platycerus), after fishing for 19 hours.

The survey establishes the fact that commercial concentrations of shrimp exist at this season of the year in areas not now being exploited, such as Idaho Inlet and some of the other locations mentioned.

NOTE: SEE COMMERCIAL FISHERIES REVIEW, MARCH 1951, P. 17.



## Pacific Halibut Fishery

FISHING REGULATIONS FOR 1951 ANNOUNCED: The 1951 halibut season in Pacific Coast waters opened May 1, and the International Fisheries Commission on April 17 announced the approval of the 1951 Pacific halibut fishing regulations by President Truman and the Governor General of Canada.

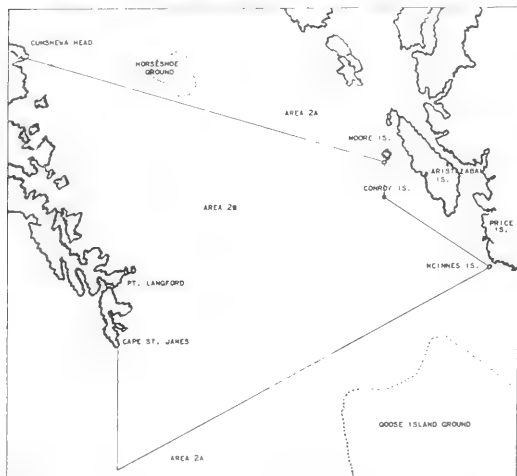


FIGURE 1 - MAP INDICATES BOUNDARIES OF AREA 2B.

The 1951 regulations are similar to those of 1950 except in the following respects. Two small portions of Area 2 have been designated as separate areas, namely: Area 2B off the east coast of Moresby Island in lower Hecate Straits and Area 2C off the west coast of Dall Island in the Forrester Island region of southeastern Alaska. The remaining portion of old Area 2 is designated as Area 2A. Areas 2B and 2C are closed to halibut fishing during the regular fishing season and open for 10 days at midnight July 25, at the season when these sections formerly produced their best catches. The purpose of this change is to

increase the yield from these grounds. The present treaty allows only one fishing period in an area each year. The period allowed for the validation of licenses prior to the opening date in the different areas was reduced this year. A few minor changes have also been made to provide for conditions arising from the division of old Area 2.

The catch of salable dressed halibut to be taken during the halibut fishing season of the year 1951 from Area 2A will be approximately 25,500,000 pounds; from Area 3, 28,000,000 pounds; and from Area 4, 5,000,000 pounds. Catch is also limited to fish which with head on are 26 inches or more in length as measured from the tip of the lower jaw to the extreme end of the middle of the tail or to dressed fish which are 5 pounds or more in weight.

The Commission will determine as early as practicable the date on which it deems each catch limit will be attained, and the limit shall then be that which

shall be taken prior to the established date. If it shall at any time become evident that the limit will not be reached by the closing date announced for any area, the Commission may substitute another date.

The halibut season opened in Areas 1A, 1B, 2A, 3, and 4 on May 1 and will end on November 30 unless an earlier date is determined upon for any area, but in Areas 2B and 2C the season will begin on July 26 and end at midnight August 4.

Similar to previous years, the season ends in Areas 1B and 2A when the Area 2A catch limit is taken; and in Areas 1A and 3 when the Area 3 catch quota is filled. Area 4 will close at the same time as Area 3, unless it is closed earlier because the catch quota has been reached

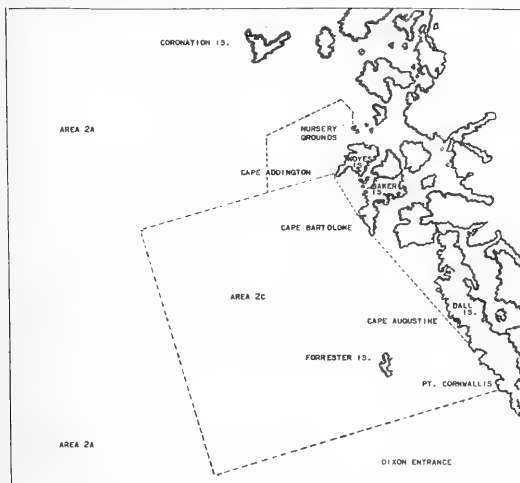


FIGURE 2 - MAP INDICATES BOUNDARIES OF AREA 2C.

earlier than the closing date of Area 3.

Under permit and in accordance with certain limitations, halibut caught incidentally to fishing for other fish can be retained after the halibut season is closed in any area. These permits will expire at midnight November 15, 1951, or at an earlier date if the Commission so determines.

The areas as defined in the 1951 regulations are:

Area 1A - Waters southeast of a line running northeast and southwest through Cape Blanco Light.

Area 1B - Waters between Area 1A and a line running northeast and southwest through Willapa Bay Light on Cape Shoalwater.

Area 2A - Waters off the coasts of the United States, Alaska, and Canada between Area 1B and a line running through the most westerly point of Glacier Bay, Alaska, to Cape Spencer Light, thence south one-quarter east and is exclusive of Area 2B and Area 2C and of the nursery areas closed to all halibut fishing as delineated in Section 9 of the regulations.

Area 2B - Waters in the southern part of Hecate Straits off the coast of British Columbia within the following boundary: from the eastern extremity of Cumshewa Head on Moresby Island, approximately latitude  $53^{\circ}02'00''$  N., longitude  $131^{\circ}36'20''$  W., to the northern extremity of the second largest island of the Moore Islands group, approximately latitude  $52^{\circ}40'05''$  N., longitude  $129^{\circ}25'32''$  W.; thence to the northern extremity of Conroy Island, approximately latitude  $52^{\circ}32'05''$  N., longitude  $129^{\circ}24'15''$  W.; thence to McInnes Island Light on McInnes Island, approximately latitude

51°15'45" N., longitude 128°43'22" W.; thence southwest by south approximately 99 miles to a point approximately latitude 51°28'55" N., longitude 131°00'56" W.; thence true north through Cape St. James Light to a point on the southern end of Kunghit Island, approximately latitude 51°56'42" N., longitude 131°00'54" W.; thence along the eastern shore of Kunghit Island to Moore Head, approximately latitude 52°09'02" N., longitude 131°03'00" W.; thence to Point Langford, approximately latitude 52°09'48" N., longitude 131°02'36" W., on Moresby Island; thence along the eastern shore of Moresby Island to the point of origin on Cumshewa Head.

Area 2C - Waters off the coast of southeastern Alaska within the following boundary: from southern extremity of Cape Addington, Noyes Island, latitude 55°26'11" N., longitude 133°49'12" W., to the southern extremity of Granite Point, approximately latitude 55°18'57" N., longitude 133°41'25" W., on Baker Island; thence along the southern shore of Baker Island to Cape Bartolome, approximately latitude 55°14'13" N., longitude 133°36'42" W.; thence to Cape Augustine, approximately latitude 54°56'56" N., longitude 133°09'58" W., on Dall Island; thence along the shore of Dall Island to Point Cornwallis, approximately latitude 54°42'03" N., longitude 132°52'30" W.; thence southwest fifty miles to a point approximately latitude 54°27'20" N., longitude 132°14'10" W.; thence northwest fifty-three miles to a point approximately latitude 55°17'43" N., longitude 134°40'00" W.; thence northeast to the point of origin on Cape Addington.

Area 3 - Waters off the coast of Alaska that are between Area 2A and a straight line running from the light on Cape Kabuch at the head of Ikatan Bay; thence to Cape Sarichef Light at the western end of Unimak Island.

Area 4 - Waters in Bering Sea which are not included in Area 3.

\* \* \* \* \*

AREAS 2A AND 1B OPEN SEASON SHORTEST ON RECORD: The open season for halibut fishing in Areas 2A and 1B this year was the shortest on record. The International Fisheries Commission announced on May 16, 1951, that these two areas would be closed at midnight May 28, 1951, to all halibut fishing, except that provided for in Section 5 of the 1951 Pacific Halibut Regulations and Article I of the Convention. By that date the Commission estimated that the quota of 25,500,000 pounds for Area 2A (waters between Willapa Harbor and Cape Spencer, Alaska, not contained in the new Areas 2B and 2C) would be filled. No quota was established for Area 1B (between Cape Blanco to Willapa Harbor), but this area would be closed with Area 2A.



FISHERMAN STORING DRESSED HALIBUT IN ICE IN THE HOLD OF A PACIFIC COAST HALIBUT SCHOONER.

In 1950 these two areas were closed at midnight June 1, 1950.

The length of the 1951 season for Areas 2A and 1B would be only 28 days long, compared with 32 days in 1950, 34 days in 1949, 32 days in 1948, 39 days in 1947, and 42 days in 1946.

No closing dates have been announced as yet for other areas.



The Pacific Coast halibut season for all areas in 1950 was 66 days long, compared with 73 days in 1949, 72 days in 1948, and 109 days in 1947. Last year the halibut season in Areas 1A, 3, and 4 closed at midnight July 5, 1950. Indications to date point to even a shorter over-all halibut fishing season for this year.

Market conditions for halibut this year are actually not as strong as last year. At the beginning of the 1950 halibut fishing season cold-storage stocks of halibut were practically cleaned out and only enough stocks remained in the freezers to take care of local immediate needs before the new halibut entered the markets. This year halibut stocks on May 1 were at an all-time high—about 6,548,000 pounds, compared with 1,344,587 pounds on the same date in 1950, and 1,553,994 pounds on the same date in 1949. Landed halibut prices at the beginning of this season were appreciably lower than during the first part of May in 1950. However, prices fishermen will receive for the livers this year probably will be somewhat higher since the outlook in liver oils is not as discouraging as it was a year earlier.



## Service's School-Lunch Program Sells More Fish in Kentucky

**Introduction:** "Sold more fish in Kentucky"—this sums up the results of the Educational and Market Development school-lunch program conducted in Kentucky during the fall of 1950 and early 1951 by the Branch of Commercial Fisheries, U. S. Fish and Wildlife Service. The major purpose of the program was to increase the use of fish in Kentucky schools and institutions by actual demonstrations of proper fish cookery to groups of school and institutional cafeteria managers. In addition, radio stations and newspapers were enlisted to directly educate the housewives on the subject of fish and its uses.

The demonstrations were arranged with the cooperation of the Kentucky Department of Education, and the Production and Marketing Administration of the U. S. Department of Agriculture. Locations for these demonstrations were chosen so that as many representatives as possible of Kentucky schools and institutions would have an opportunity to attend. A total of 20 fish-cookery demonstrations were presented in the State at which 354 schools and institutions feeding nearly 100,000 persons were represented.

The demonstrations were conducted by a trained home economist of the Fish and Wildlife Service, using tested recipes designed especially for meals in schools and institutions. Frozen and canned fish were used since both were found to be generally available and at a price that the schools and institutions could afford.

**Method of Determining Success of Demonstrations:** To determine the success of these demonstrations, a survey was made in 98 schools in various sections of Kentucky. These schools were selected at random as being representative of all the schools whose personnel attended the demonstrations. By checking their menus, purchase invoices, and by direct interviewing of their school-lunch personnel, it was possible to obtain information as to the frequency of use and quantity of fishery products used in a period before and after the demonstrations.<sup>1/</sup> As a control, there were selected at random 22 schools that had not been represented at the fish-cookery demonstrations. The use of fish in these schools during the same period before and after the demonstrations was obtained in the same manner as in those schools represented at the demonstrations.

<sup>1/</sup> JANUARY AND FEBRUARY 1950 WERE PICKED FOR THE PREDEMONSTRATION PERIOD, AND JANUARY AND FEBRUARY 1951 FOR THE POSTDEMONSTRATION PERIOD.

**Results of Demonstrations:** In schools represented at the fish-cookery demonstrations, it was found that fishery products appeared on their menus 43 percent

**Results of Kentucky School-Lunch Program Fish-Cookery Demonstrations**

	Average times fish used per month per school		Percentage increase	Average pounds fish used per month per school		Percentage increase
	Jan. 1950	Feb. 1951		Jan. 1950	Feb. 1951	
Schools represented	2.1	3.0	43	81	111	38
Schools not represented	2.0	2.2	10	55	65	18

more frequently after the demonstrations than before. The number of times per month that fishery products were used before the demonstrations was found to be 2.1 times, whereas after the demonstrations this increased to 3.0 times per month. The increase on a poundage basis was also calculated.<sup>2/</sup> It was found that the average school represented used 81 pounds of fishery products monthly before the demonstrations, compared to 111 pounds afterwards, or an increase of 38 percent. This slightly smaller

percentage increase in pounds as compared to frequency indicated that the smaller schools gained slightly more from the demonstrations.



DEMONSTRATION AT LOUISVILLE, KENTUCKY. HOME ECONOMIST NANCY SHIPLEY OF THE U. S. FISH AND WILDLIFE SERVICE IS PREPARING A FISH LOAF.

In those schools not represented at any demonstration, it was found that an increase in fish consumption had also taken place, but at a smaller rate. These schools used fish 2.0 times per month in January and February 1950, and 2.2 times per month in the same period of 1951. Practically without exception these schools cited as the reason for their increased use of fishery products the fact that these were listed on the U. S. Department of Agriculture's abundant food list. (A list of abundant fishery products is supplied by the Service's Branch of Commercial Fisheries to the Department of Agriculture periodically.) In their efforts to economize during this period of rising prices, schools have apparently been paying close attention to the buying suggestions made by the U. S. Department of Agriculture. The survey in Kentucky indicated that the listing of abundant selected

fishery products on Agriculture's abundant food list had a definite beneficial effect.

<sup>2/</sup> THE AVERAGE NUMBER OF LUNCHESES SERVED DAILY DURING THE PERIOD WAS MULTIPLIED BY THE STANDARD 2-OUNCE LUNCH PORTION AND THEN MULTIPLIED BY THE NUMBER OF TIMES THAT FISH WAS SERVED. THE RESULTING FIGURE IN OUNCES WAS THEN CONVERTED INTO POUNDS.

The net result of the demonstrations can only be considered as the percentage gain in the frequency with which fish was used in represented schools, less the percentage gain of the same factor in schools not represented. Thus, in represented schools a 33 percent net increase in the frequency with which fish was used resulted from the demonstrations. Such a gain can be of considerable benefit to fish dealers. In Louisville, Kentucky, for example, one large fish dealer stated that one demonstration there had resulted in his selling 800 pounds more fish per week. He was able to do this, despite competition, by actively following up the demonstration with sales work of his own, and thereby gaining a large part of the new business developed. Ordinarily the new demand is spread widely among the many different dealers. But this example shows not only what a demonstration accomplishes, but also that local dealers need to follow up a demonstration with their own salesmanship to derive the greatest individual benefit from the demonstrations. The value of the demonstrations to the fishing industry as a whole is shown conclusively by the results of the survey.

Oven-Fried Fillets A Leading Favorite: In checking the fish recipes used by the individual schools in Kentucky, it was found that the one for oven-fried fillets was the overwhelming favorite. Despite the fact that it has been in many cook books for years, most schools apparently had not been using it until they had seen it in one of the Service's school-lunch demonstrations. Because pan frying, grilling, or deep frying fish is often objectionable in schools on account of the resulting odor, amount of grease used, or difficulty of preparation, the use of fish thus had often been neglected. The oven-frying method overcomes these problems. In fact, it was found in Kentucky that mothers were asking their children to bring home the recipe for frying fish that the children liked so well at school.

Promotional Fishery Program for the Consumer: During the fishery educational and market development program conducted by the Service's Branch of Commercial Fisheries in Kentucky, an attempt was made to reach the housewives with educational material on the use of fish whenever possible.

Newspapers were furnished with material and news items on the school-lunch demonstrations and on the use of fish in general. Most notable of these was a one-third page story on the use of fish which appeared in the Louisville Courier-Journal. This paper circulates throughout Kentucky, and in addition has considerable coverage in southern Illinois and Indiana.

Radio time on various stations was also obtained in a number of cities. On these programs a representative of the Fish and Wildlife Service discussed, for fifteen minutes, the purchasing and use of fishery products. It is quite difficult to evaluate statistically the worth of such newspaper and radio work. Nevertheless in Madisonville, Kentucky, one dealer stated that white perch sales increased from virtually nothing to a substantial amount following mention of white perch on a radio program there by the Service's representative.

NOTE: THE GENERAL FISHERY PROGRAM OF EDUCATION AND MARKET DEVELOPMENT OF THE FISH AND WILDLIFE SERVICE IN THE STATE OF KENTUCKY IS SIMILAR TO THAT WHICH HAS BEEN CONDUCTED IN SEVERAL OTHER STATES. IN SOME OF THESE STATES MUCH GREATER GAINS HAVE BEEN OBTAINED IN THE USE OF FISHERY PRODUCTS IN SCHOOL-LUNCH PROGRAMS. (SEE COMMERCIAL FISHERIES REVIEW, APRIL 1951, PP. 32-6; SEPTEMBER 1950, PP. 23-6; JULY 1950, P. 17; APRIL 1950, PP. 49-51.) THESE RESULTS SHOW THE BENEFIT OF SUCH A PROGRAM TO THE FISHING INDUSTRY AND TO THE PEOPLE WHO PROFIT FROM THEIR INCREASED KNOWLEDGE OF HOW TO USE A COMPARATIVELY REASONABLY-PRICED PROTEIN FOOD. THESE RESULTS ALSO SHOW THE POTENTIAL POSSIBILITIES OF CONSUMER EDUCATION IN OTHER SECTIONS OF THE UNITED STATES. (ROBERT P. SEIFERT, FISHERY MARKETING SPECIALIST OF THE EDUCATIONAL AND MARKET DEVELOPMENT SECTION, BRANCH OF COMMERCIAL FISHERIES, U. S. FISH AND WILDLIFE SERVICE, DID THE FIELD WORK ON WHICH THIS REPORT IS BASED.)



## U. S. Pack of Canned Alewives, 1950

The 1950 pack of canned alewives amounted to 69,568 standard cases, valued at \$316,993 to the canner (table 1)—a decline of nearly 38 percent in quantity and, more than 32 percent in value, compared with the previous year. The pack was the smallest since 1941 (table 2).

Table 1 - Pack of Canned Alewives by States, 1950  
(Quantity in Std. Cases<sup>1/</sup> and Value to the Cannery)

State	Quantity	Total Value	Avg. Price Per Std. Case
	Std. Cases <sup>1/</sup>		
Maryland ..	29,325	155,156	5.29
Virginia ..	40,243	161,837	4.02
Total ...	69,568	316,993	4.56

<sup>1/</sup>"STANDARD CASES" REPRESENT CASES OF VARIOUS SIZES CONVERTED TO THE EQUIVALENT OF 48 CANS (15 OUNCES EACH) PER CASE.

Cannery received an average of \$4.56 per case for the 1950 pack, compared with \$4.19 in 1949, \$5.19 in 1948, \$5.57 in 1947, and \$6.08 in 1946.

Practically the entire pack was canned in 15-ounce cans. Alewives were canned in 3 plants in Maryland and 9 plants in Virginia.

Table 2 - Pack of Canned Alewives, 1940-50  
(Quantity in Standard Cases<sup>1/</sup> and Value to the Cannery)

Year	Quantity	Pounds	Total Value	Avg. Price Per Std. Case
	Std. Cases <sup>1/</sup>	Net Weight		
1950	69,568	3,130,560	\$316,993	\$4.56
1949	111,994	5,039,730	469,398	4.19
1948	123,134	5,541,030	639,356	5.19
1947	139,816	6,291,720	779,150	5.57
1946	193,980	8,729,100	1,180,197	6.08
1945	131,062	5,897,790	753,769	5.75
1944	135,995	6,119,775	793,254	5.83
1943	112,472	5,061,240	619,213	5.51
1942	77,232	3,475,440	399,555	5.17
1941	42,156	1,897,020	153,269	3.64
1940	24,486	1,101,870	72,070	2.94

<sup>1/</sup>REPRESENT CASES OF VARIOUS SIZES CONVERTED TO THE EQUIVALENT OF 48 CANS (15 OUNCES EACH) PER CASE.



## U. S. Pack of Canned Shrimp, 1950

Table 1 - Pack of Canned Shrimp by States, 1950

State	Quantity	Value
	Cases <sup>1/</sup>	
Mississippi .....	202,006	\$3,417,345
Louisiana .....	520,601	8,217,833
South Carolina, Georgia, and Alabama .....	63,644	1,138,168
Total .....	786,251	12,773,346

<sup>1/</sup>"STANDARD CASES" REPRESENT THE VARIOUS-SIZED CASES CONVERTED TO THE EQUIVALENT OF 48 CANS OF 5 OUNCES OF SHRIMP MEAT.

The pack of canned shrimp for the United States in 1950 amounted to 786,251 standard cases (48 5-ounce cans), valued at \$12,773,346 to the packers—an increase of 121,530 cases, compared with the previous year. This was the largest pack since 1942. The 1950 pack, however, was only 55 percent as great as the record 1937 production of 1,434,894 cases.

Slightly more than 66 percent of the 1950 pack was canned in Louisiana, while Mississippi cannery accounted for nearly 26 percent of the production. Shrimp were

Table 2 - Pack of Canned Shrimp by Size of Can, 1950

Size	Quantity	Value	Packers' Price
	Actual Cases	\$	\$ Per Case
4 $\frac{1}{2}$ ounces net (24 cans) .....	128,345	1,080,583	8.42
4 $\frac{1}{2}$ ounces net (48 cans) .....	6,897	141,966	20.58
5 ounces net (48 cans) .....	696,209	11,037,819	15.85
7 ounces net (48 cans) .....	9,405	249,549	26.53
Other sizes (standard cases) .....	12,913	263,429	20.40
Total .....	853,769	12,773,346	-

canned in 19 plants in Mississippi, 26 in Louisiana, 2 each in South Carolina and Alabama, and 1 in Georgia. The 1950 average annual packers' price per case was \$16.25, a 3.6 percent decline from the previous year's price of \$16.85 per case and 6.3 percent lower than the record price of \$17.34 in 1947. However, the 1950 price was still 16.6 percent higher than the \$13.94 realized in 1948.

Table 3 - Pack of Canned Shrimp, 1940-50 (Quantity and Value to the Cannery)

Year	Quantity	Pounds	Value	Packers' Price
	Std. Cases <sup>1</sup>	Net Weight	\$	\$ Per Std. Case
1950	786,251	11,793,765	12,773,346	16.25
1949	664,721	9,970,815	11,203,325	16.85
1948	558,870	8,383,050	7,791,313	13.94
1947	472,366	7,085,490	8,192,004	17.34
1946	522,130	7,831,950	8,428,735	16.14
1945	214,971	3,224,571	1,918,633	8.93
1944	561,649	8,424,738	4,854,799	8.64
1943	660,436	9,906,534	5,360,647	8.12
1942	963,352	14,450,274	7,347,330	7.63
1941	884,874	13,273,112	4,882,544	5.52
1940	1,116,249	16,743,737	4,318,325	3.87

<sup>1</sup>STANDARD CASES REPRESENT THE VARIOUS-SIZED CASES CONVERTED TO THE EQUIVALENT OF 48 5-OZ. CANS FOR BOTH WET AND DRY PACK.



## Wholesale and Retail Prices

**WHOLESALE PRICES, MARCH 1951:** In spite of the seasonal increase in the production of fishery products during March, wholesale prices for most varieties rose. The wholesale index for edible fish and shellfish (fresh, frozen, and canned) for March was 112.1 percent of the 1947 average (see table 1)—0.4 percent higher than the previous month and 14.7 percent above March 1950, the Bureau of Labor Statistics of the Department of Labor reports. March demand was reported generally good for all types of fishery products, except for frozen halibut.

The substantial increases in fresh haddock and fresh-water fish prices reported from February to March are attributed to lighter landings of haddock at New England ports and a curtailment of production in the Great Lakes due to bad weather conditions. The ex-vessel price of large haddock rose 7.9 percent in March, but this increase was partially offset by a decline of 8.8 percent in the prices quoted for

frozen Western halibut and a slight drop in salmon prices. However, the drawn, dressed, or whole finfish subgroup index (of which these items are components) increased 1.2 percent from February to March this year and it was 5.2 percent higher than in March 1950.

The fresh processed fishery products subgroup index this March declined 0.5 percent as compared to February, but it was still 3.9 percent higher than in March

Table 1 - Wholesale Average Prices and Indexes of Fish and Shellfish, March 1951, with Comparative Data									
GROUP, SUBGROUP, AND ITEM SPECIFICATION	POINT OF PRICING UNIT	AVERAGE PRICES (\$)			INDEXES (1947 = 100)				
		Mar. 1951	Feb. 1951	Mar. 1950	Mar. 1951	Feb. 1951	Mar. 1950		
ALL FISH AND SHELLFISH (Fresh, Frozen, and Canned) .....					112.1	111.6	97.7		
Fresh and Frozen Fishery Products: .....					108.3	107.4	103.8		
Drawn, Dressed, or Whole Finfish: .....					118.2	116.8	112.4		
Haddock, large, offshore, drawn, fresh .....	Boston	lb.	.11	.10	.114	105.7	108.6		
Halibut, Western, 20/80 lbs., dressed, fresh or frozen .....	New York City	"	.35	.39	.34	103.2	99.2		
Salmon, King, lge. & med., dressed, fresh or frozen .....	"	"	.53	.53	.48	128.9	117.1		
Whitefish, mostly Lake Superior, drawn (dressed), fresh .....	Chicago	"	.60	.57	.60	172.0	172.7		
Whitefish, mostly Lake Erie pound net, round, fresh .....	New York City	"	.67	.51	.63	150.9	142.4		
Lake trout, domestic, mostly No. 1, drawn (dressed), fresh .....	Chicago	"	.60	.57	.62	131.2	136.4		
Yellow pike, mostly Michigan (Lakes Michigan & Huron), round, fresh ..	New York City	"	.54	.53	.58	125.5	135.8		
Processed, Fresh (Fish and Shellfish): .....					95.7	96.2	92.1		
Filletts, haddock, small, skins on, 20-lb. tins .....	Boston	lb.	.35	.32	.33	126.2	119.5		
Shrimp, lge. (26-30 count), headless, fresh or frozen .....	New York City	"	.57	.59	.63	82.4	91.2		
Oysters, shucked, standards .....	Norfolk area	gal.	4.47	4.50	3.50	110.0	86.2		
Processed, Frozen (Fish and Shellfish): .....					105.1	102.8	103.0		
Filletts: Flounder (yellowtail), skinless, 10-lb. bxs. ..	Boston	lb.	.37	.35	.37	120.2	119.4		
Haddock, small, 10-lb. cello-peck .....	"	"	.24	.24	.28	109.7	126.7		
Ocean perch (rosefish), 10-lb. cello-peck .....	Gloucester	"	.29	.29	.21	145.0	103.1		
Shrimp, lge. (26-30 count), 5-lb. bxs. .....	Chicago	"	.56	.54	.63	80.6	91.1		
Canned Fishery Products: .....					118.0	118.1	88.6		
Salmon, pink, No. 1 tall (16 oz.), 48 cans per case .....	Seattle	case	24.62	24.62	14.53	160.5	94.7		
Tuna, light meat, solid pack, No. 2 tuna (7 oz.), 48 cans per case ..	Los Angeles	"	15.00	15.00	14.25	97.6	92.7		
Sardines (pilchards), California, tomato pack, No. 1 oval (15 oz.), 48 cans per case .....	"	"	6.75	6.75	5.50	75.5	61.5		
Sardines, Maine, keyless oil, No. 2 drawn (3 1/2 oz.), 100 cans per case ..	New York City	"	6.44	6.47	7.75	63.1	76.0		

1950. Prices for fresh haddock fillets during the month were 8.9 percent above those in February and 5.6 percent higher than in March a year earlier. Fresh headless shrimp prices also dropped in March and they were 9.6 percent below March 1950, due probably to heavier shipments of fresh shrimp to leading markets.

Although cold storage stocks continue ample, the March index for processed frozen fish and shellfish increased 2.2 percent over February this year and was 2.0 percent above March 1950. In this subgroup, the increases occurred mainly in frozen flounder fillets (cold storage holdings of which are comparatively low) and haddock fillets (in spite of large cold storage holdings). Frozen shrimp prices also rose in March this year. Compared with the corresponding month a year earlier, March prices for frozen haddock fillets and frozen shrimp continued substantially lower, while frozen ocean perch (rosefish) fillets prices were 40.6 percent higher.

Canned fishery products prices in March reversed their upward spiral and dropped slightly. The month's index for this subgroup was 0.1 percent higher than February, but 33.2 percent above March 1950. Prices of all canned products under

this subgroup during March remained steady at February levels except for Maine canned sardines which dropped slightly. However, compared with March 1950, prices this March were higher for pink salmon by 69.5 percent, for California sardines by 22.8 percent, and for tuna by 5.3 percent; but Maine sardine prices were 17.0 percent lower.

RETAIL PRICES, MARCH 1951: The retail prices of all foods increased less than 0.1 percent on the average between February 15 and March 15, 1951, a leveling off from the 1.85 percent increase of the previous monthly period. The retail food price index on March 15 was 226.2 percent of the adjusted 1935-39 base-period average, and 15.1 percent higher than the same period a year earlier (table 2).

Table 2 - Adjusted/Retail Price Indexes for Foods and Fishery Products, March 15, 1951, with Comparative Data

Item	Base	I N D E X E S		
		Mar. 15, 1951	Feb. 15, 1951	Mar. 15, 1950
All foods .....	1935-39 = 100	226.2	226.0	196.6
All fish and shellfish (fresh, frozen, & canned) ..	do	351.2	347.8	301.8
Fresh and frozen fish .....	1938-39 = 100	287.6	283.7	273.6
Canned salmon: pink .....	do	502.4	501.1	351.5

1/INCLUDES ADJUSTMENTS TO IMPROVE THE CONSUMERS' PRICE INDEX AND TO MAKE IT A MORE ACCURATE MEASURE OF PRICE CHANGES IN THE MOBILIZATION PERIOD (SEE COMMERCIAL FISHERIES REVIEW, MAR. 1951, P. 21).

Fish and shellfish retail prices have followed the general price increase trend. The March 15 retail price index for all fish and shellfish (fresh, frozen, and canned) was 351.2 percent of the 1935-39 average, a rise of 1.0 percent over the mid-February average, and 16.4 percent above the same period of the previous year.

Prices of fresh and frozen fishery products at the retail level rose 1.4 percent from mid-February to mid-March this year, and on March 15 were 5.1 percent higher than on the same date of 1950.

The canned fish retail-price rate of increase slowed down considerably from mid-February to mid-March--there was only a slight gain (0.3 percent) during this period. However, the total increase since March 15, 1950, equals 42.9 percent. There are indications that canned fish prices will become relatively more stable in the future, and become more closely related to retail price changes for all foods.



## ECA Procurement Authorizations for Fishery Products

Among the procurement and reimbursement authorizations announced by the Economic Cooperation Administration during April this year was \$280,000 to be used by Greece for the purchase of canned fish from the United States.

Procurement authorizations released by ECA for fishery products and byproducts for the period April 1, 1948, through April 30, 1951, totaled \$30,063,000 (\$17,374,000 for edible fishery products; \$11,149,000 for fish and whale oils; and \$1,540,000 for fish meal). The edible fishery products total consisted of \$14,522,000 for canned fish and \$2,852,000 for salted fish.



## Economic Cooperation Administration Program Notes

GERMAN FEDERAL REPUBLIC GRANTED LICENSES FOR PEARL ESSENCE: Among a list of German dollar import licenses granted during February by ECA, were included several licenses for pearl essence and pearl paste. The dollar value is \$20,000. Although import licenses have been granted for this amount by the German Government, it should not be assumed that any or all of the pearl essence or pearl-essence paste will be actually imported by that Government, since not all licenses issued are utilized and deliveries may vary from original anticipated needs.

FURTHER AID TO BELGIUM SUSPENDED: The Economic Cooperation Administration on April 9 announced that it was suspending further aid to Belgium as a consequence of the action of the Belgian Government in supporting a private Belgian company in attaching \$7 million in Marshall Plan credits to Greece. Allotments to Belgium were suspended until there is a satisfactory adjustment. Belgium has been purchasing some canned fish under the ECA program.

ESTABLISHMENT OF A SPECIAL TECHNICAL AND ECONOMIC MISSION TO THE PHILIPPINES: The establishment of a Special Technical and Economic Mission to the Philippines was announced on April 6 by the Economic Cooperation Administration. This mission will work out with the Philippine Government the means for utilizing American grants and loans in the most effective manner for the stimulation and advancement of the economy of the Philippines. The sum of \$15 million has been earmarked for this purpose for the remainder of the present fiscal year. The Philippine aid program was recommended by a special economic survey mission which President Truman sent to the Philippines last summer at the request of Philippine President Elpidio Quirino to consider the economic and financial problems of the Philippine Republic and recommend measures that would enable the Philippines to become and remain self-supporting.

ECONOMIC AID TO THE COUNTRIES OF ASIA AND THE PACIFIC: The governments of Thailand, Indonesia, Burma, and the Associated States of Indo-China, trying to cope with momentous problems of self-support, self-government, and self-protection, accepted the United States offer of technical and economic aid a year ago, according to an April 6 ECA press release, and a number of aid programs to these countries have been launched during the past year. Included among the programs upon which emphasis is placed is one for the development of fisheries both for local consumption and export.







## Canada

BRITISH COLUMBIA HERRING FISHERY 1950-51: At the end of the 1950-51 season (March 17), the total herring catch was 187,200 metric tons, compared with the 1949-50 fall and winter season of 183,000 metric tons, according to the Monthly Review of Canadian Fisheries Statistics for February 1951. The principal reason for the low herring landings during February is attributed to the fact that the quota had been filled by the northern districts in mid-January. For utilization of this herring in principal products see table.

Product	1950-51	1949-50
Meal (metric tons) .....	31,349	30,679
Oil ('000 gals.) .....	3,258	3,305
Dry-salted (metric tons)...	4,177	3,284
Canned ('000 cs.) .....	177	76

The results of the British Columbia herring production was 2,000 metric tons below the 1948-49 record. Presently, there is a steady demand for Canadian fish meal and oil. The increasing dry-salted herring production after the World War II is largely in response to the demand for these products from the Orient.

\* \* \* \* \*

FISHERIES RESEARCH BOARD OF CANADA REVIEWS ITS ACTIVITIES: Experiments and investigations of the Fisheries Research Board of Canada during 1940 were reviewed at the Board's annual meeting held at Ottawa during the first week of January, the January 1951 Trade News of the Department of Fisheries reported. Reports from the seven Board stations covered a broad range of subjects. These included newly-found stocks of capelin, rosefish, herring and cod in the Atlantic; the efficiency of new types of fishing gear tested in the Maritimes; an improved dory direction finder and a buoy radio transmitter; the control of temperatures in ships and in storage warehouses to maintain the quality of dried fish; the possibility of using seal oil for such things as margarine and soap; studies of the biology of the beluga, or white whale, in Hudson Bay; latest information on the goldeye; salmon conservation efforts and herring investigations in British Columbia, and the development of new types of fish-processing machines.

New Capelin Stocks: One of the most interesting discoveries was that of capelin, which were found to be spawning in seemingly limitless numbers on the Newfoundland offshore banks. The Director of the Newfoundland Biological Station at St. John's pointed out that it had always been assumed that capelin spawned only inshore on the beaches of Newfoundland and Labrador. The capelin population in the Newfoundland area is now estimated to be at least as great in weight as that of cod. Scientists found great numbers of capelin eggs attached to grains of sand in the stomachs of haddock. The eggs, which were in undigested condition, proved that they had been taken on the fishing banks some 250 miles offshore. In the same spawning area cod were also found to be feeding heavily on adult capelin.

Bonavista Long-Lining Experiments: During the summer and fall of last year long-lining experiments were carried out at Bonavista, Newfoundland. The successful experiments, originated by the federal Department of Fisheries to discover whether somewhat larger fishing vessels and equipment could be brought within financial reach of local fishermen, have shown that such a project could improve the supply by catching fish over a larger area and range of depth. Extensive fishing areas were found about 20 miles seaward from Cape Bonavista. Catches were made which were consistently greater than the average of the long-lining boats in their normal fishing off Lockeport, N. S. The cod were also reported to be larger than the in-shore cod and thus more suitable for salting.

Drift Nets for Atlantic Herring: Exploratory drift netting for herring, carried out in the Gulf of St. Lawrence by the Atlantic Biological Station, St. Andrews, N. B., gave excellent results. Good catches, sometimes exceeding 500 pounds of fish per 40-yard length of net, were made in the Gulf of St. Lawrence, comparing favorably with average drift-net catches in the North Sea. The exploratory fishing was carried out by the Board's research vessel, the Harengus, and the M. V. Eastern Explorer, which was on loan from the Newfoundland Division of the Department of Fisheries.

Light-Salted Fish Experiments: Progress of experiments on the artificial drying of light-salted fish, which may have important results for the fishermen of the Gaspé Coast and of some parts of Newfoundland, was reported by the Director of the Gaspé station. It is expected that the work now under way eventually will enable the station to give the trade definite specifications concerning this particular drying process.

In the meantime, a senior member of the Gaspé station engaged in these experiments, which have now reached the pilot plant stage, will visit Newfoundland to assess the possibilities of applying results to the Newfoundland product.

Plans for a modern tunnel-type dryer, to replace the old model used in the salt-fish industry, were prepared at the Gaspé station, which also supervised the installation of a commercial smokehouse. Another unit is to be built which will be in operation next season.

New Brining System: A new brining system for fresh and frozen fish, with which the station was experimenting, has been put into operation and has been found to be successful.

New Fish Processing Machines Designed: Widespread industrial use has been made both in Canada and other countries of fish processing machines designed by the Pacific Fisheries Experimental Station, Vancouver. The Director told the annual meeting that numerous requests had been received from Canada's fishing industry for demonstrations of the station's shrimp sorting and cleansing apparatus, fish washing machine, and the apparatus for preserving and glazing fish fillets and steaks. To date, 13 commercial installations have been made in Canada and elsewhere. No less than 112 inquiries from 15 foreign countries were made for information about a multi-purpose washing, scaling, and sorting machine designed at the station.

Other Projects: The Vancouver station is also experimenting in the use of fish in baby foods, and the preparation of canned corned-whale meat. A new type of canned prefried fish cake has been developed and is now being marketed successfully.

\* \* \* \* \*

PRINCE EDWARD ISLAND FISHERIES DEVELOPMENT COMMITTEE CREATED: The creation of a fisheries development committee for Prince Edward Island was announced on March 29 by the Provincial Government after consultation and in cooperation with the Federal Minister of Fisheries, according to the Canadian Fisheries Council Bulletin of April 6.

Made up of representatives of the federal and provincial governments and of the trade and fishermen, the five-man committee is charged with the formulation of a development program for the inshore and offshore fisheries of Prince Edward Island. A similar committee was created two months ago in Newfoundland.

The committee is to begin its work without delay. The committee is to examine and report on:

1. THE FISHERY RESOURCES AVAILABLE TO THE PROVINCE.
2. CATCHING METHODS NOW IN USE.
3. PRESENT METHODS OF PROCESSING AND MARKETING.
4. EXISTING HARBOR AND SHORE FACILITIES.

The committee will also make recommendations based on sound scientific, economic, and social considerations for the improvement of boat harbors, catching methods, processing facilities, and marketing practices. It will recommend a program capable of implementation by the Federal Government and Provincial Government and by those engaged in the fishing industry, outlining the respective contributions of each to such a program.

\* \* \* \* \*

RECORD HALIBUT CATCHES REPORTED IN 1950: Canada's Pacific and Atlantic coast fishermen in 1950 exceeded previously known record catches of halibut, the February 1951 Trade News of the Canadian Department of Fisheries reports. On the Atlantic Coast a 40-year record was more than doubled with a catch of 10,045,000 pounds (dressed weight). Pacific Coast fishermen with landings totaling 18,773,000 pounds (dressed weight) broke a 35-year record of 18,406,000 pounds.

The previous record catch of Atlantic Coast halibut was in 1911, when fishermen landed 4,736,000 pounds.

Considerable interest has been created in world halibut production as a result of these increased catches and the recent halibut importations from Europe. Although U. S. halibut catches on the Atlantic Coast (about 465,000 pounds dressed weight) were about 9.5 million pounds below those of Canada's east coast, the U. S. catches in the Pacific exceeded Canada's by over 20,000,000 pounds.



Chile

FAO TECHNICAL ASSISTANCE AGREEMENTS INCLUDE FISHERIES: The field of fisheries is included in one of several supplemental agreements recently signed by Chilean and FAO representatives under the basic agreement of January 26, 1951, under which FAO undertook to provide Chile with technical assistance in the development of food and agricultural resources. The second supplemental agreement, signed on March 15,

1951, provides for help in the field of fisheries, including specifically the services of two experts, states a February 19 American Embassy dispatch from Santiago. One is to be a qualified fisheries biologist who will organize and initiate a survey of marine fisheries resources of Chile; and the second expert will study distribution and consumption of fisheries products in Chile in order to improve the diet of the population. The mission is to complete its work within six months' time and the Chilean Department of Fish and Wildlife under the Ministry of Economy and Commerce has been designated the central coordinating agency of the Chilean Government under the supplemental agreement.

The survey and assessment of the marine fisheries resources of Chile will concentrate particularly in the coastal region between Valparaiso and Talcahuano. Special attention will be directed to the hake fishery (merluza or pescada--Meluccius gayi) which forms the basis of the most important fishery of that region. The biologist will formulate a program of investigation into the life history, habits, and population problems of the species with the ultimate purpose of managing and regulating the fishery on a sound sustained-yield basis. The Government of Chile will provide qualified men and a suitable vessel and gear to assist in carrying out this enterprise.



### German Federal Republic

LIFTING OF SHIPBUILDING RESTRICTIONS WILL AID FISHERIES: On Monday, April 2, 1951, the Allied High Commission for Germany agreed upon the relaxation of a considerable part of the production restrictions imposed upon the German industries of the Federal Republic. When the agreement was signed the next day, it was warmly welcomed by the German people, states an April 5 American consular dispatch from Bremerhaven.

For the shipyards the lifting of the restrictions will mean conversion of vessels under construction to larger sizes, and for plants manufacturing ship engines, a complete change-over.

In fishing circles, the repeal of the prohibition of a German whaling fleet is looked upon most favorably. Although Germany is not as yet a member of the "International Convention on Whaling," it is hoped that before long the Germans will also have floating factories and killer boats.



### Indonesia

FISHERIES PRODUCTION, 1950: The 1950 yield of Indonesia's sea fisheries has not increased significantly above 1949 production estimated at 245,000 metric tons, a March 7 American consular dispatch from Djakarta reports. Production is much lower than before World War II because boats and fishing equipment have not been restored to prewar levels; civil unrest made some fishing areas inaccessible; and catches were smaller at Bagansiapiapi, Sumatra, one of the most productive fishing areas in Indonesia. On the other hand, sea fishing has expanded in Celebes and New Guinea since the war.

Production of the inland fisheries, however, has increased over the prewar production of 147,000 metric tons to more than 175,000 tons as a result of more

intensive fishing of rivers, lakes, and swamps in Borneo, Celebes, East Sumatra, and Java. Inland fisheries can be further expanded in all these areas, according to reports.

Motorized majang fishing vessels, engines, and miscellaneous supplies for the fishing industry will be provided under ECA aid to Indonesia.

Lack of protein is characteristic of the Indonesian diet, and efforts to increase fish production have the objective of enabling a higher domestic consumption to make up for this deficiency.

\* \* \* \* \*

FISHERIES ADVISOR NAMED FOR DEVELOPMENT PROGRAM: The Indonesian Government is undertaking a five-year development of its offshore and inland fisheries. It aims at building up the industry to a commercial basis, with refrigerated trucks, freezing facilities, modern methods of handling, transportation and distribution in order to increase the protein food available for the Indonesian people.

In April, the Economic Cooperation Administration announced that Frank E. Firth of Milton, Mass., accepted a two-year assignment with the agency as fisheries officer and advisor to the Indonesian Ministry of Fisheries and Forestry. Firth will assist in developing the program and putting it into action; and he will help train Indonesian fisheries specialists. From 1928 to 1944 Firth was fisheries biologist and technologist for the U. S. Fish and Wildlife Service of the U. S. Department of the Interior.



## Israel

POINT FOUR AGREEMENT INCLUDES DEVELOPMENT OF FISHERIES: The conclusion of a Point Four General Agreement between the Governments of the United States and Israel was announced by the Technical Cooperation Administration on February 26, according to a Department of State news release. The pact signed at Hakiryra includes a request for technical assistance in developing a deep-sea fishing industry.

The agreement sets forth conditions of cooperation prescribed by the Act for International Development of 1950, which authorized the Point Four Program. Within the framework of this "umbrella agreement" specific projects will assist Israel by sending experts from the United States and by bringing trainees to the United States to enlarge their knowledge and experience in their specialized fields.

Areas in which Israel would like to have its own personnel trained in the United States include deep-sea fishing, railways, the ceramic industry, and ship repairing. All of these projects are related to the broad program of economic development projected in Israel's four-year plan and are designed to aid Israel's efforts to develop its resources and improve working and living conditions.



## Japan

ANTARCTIC WHALING CATCH, 1950-51: Two Japanese whaling fleets took a total of 1,300.6 blue-whale units<sup>1/</sup> and processed 57,232.4 metric tons of raw material for food during the 1950-51 Antarctic whaling season, according to the Weekly Summary of SCAP's Natural Resources Section dated March 4. The baleen whaling season of- ficially closed on March 9, the date on which the International Whaling Commission quota of 16,000 blue-whale units for all nations had been filled. One Japanese factory ship and seven catchers remained for two additional weeks in the Antarctic area to conduct sperm-whaling activities.

<sup>1/</sup>ONE BLUE-WHALE UNIT EQUALS 1 BLUE WHALE, 2 FIN WHALES, OR 2-1/2 HUMPBACK WHALES.

FIFTH TUNA EXPEDITION UNDER WAY: First units of Japan's fifth mothership-type tuna expedition left Japan on March 9 and 10 for the Trust Territory of the Pacific Islands. These first units (eight catcher boats and an inspection vessel) will rendezvous with the remainder of the fleet (seven catchers, one inspection vessel, and one carrier) on the fishing grounds. The remainder of the fleet left March 15- April 15.

The expedition intends to begin operations in the vicinity of latitude 3° N. and longitude 140° E. and work eastward to about the 160th meridian during the period March 23-June 9.

A representative of the Supreme Commander for the Allied Powers accompanies the expedition to observe compliance by the Japanese with SCAP directives and instructions. An observer for the High Commissioner, Trust Territory, joined the expedition to ensure compliance with fishing and navigational regulations of the High Commissioner; he will obtain biological and fishing data for use by the United States Fish and Wildlife Service, Pacific Oceanic Fisheries Investigations, Honolulu, Hawaii.

It is anticipated that the expedition will catch about 1,770 metric tons of tuna, spearfish, and shark. About 800 tons of tuna will be frozen in the round and may be suitable to be offered for export. Around 700 tons of swordfish may be filleted and frozen for export.

\* \* \* \* \*

PROGRESS IN FISHERIES REFORM PROGRAM: One year ago Japan inaugurated a reform program to modernize and democratize the age-old system of fisheries rights,<sup>1/</sup> states the March 17 Weekly Summary issued by SCAP's Natural Resources Section. The progress made in the first year of the program indicates that the reform can have a lasting effect upon the fishing industry and can be an important factor in sustain- ing democracy in Japan.

The program is progressing on schedule. There is every reason to believe that the present rights will be cancelled and the new rights and licenses will be issued by March 14, 1952, as provided in the law. The nature of the reform and the magni- tude of the problems involved have made it necessary to devote the first year of the program to preparatory and planning actions. Principle accomplishments have been (1) division of the sea coasts into 179 sea areas of similar economic and social characteristics, (2) election by resident fishermen of a Commission in each sea area to administer the program, and (3) planning by the fishermen and the Com- mission for the future utilization of fishing grounds.

<sup>1/</sup>THE FISHERIES LAW BECAME EFFECTIVE MARCH 14, 1950. IT WAS ENACTED BY THE DIET NOVEMBER 29, 1949.

The results of the Sea Area Adjustment Commission elections in August 1950 were an outstanding example of the fishermen's reaction to their newly granted voice in the management of their sources of livelihood. In these elections 88.6 percent of the eligible voters cast ballots.

The planning for the future utilization of the fishing grounds has been a gigantic task in itself. Kinds and density of fisheries best suited to further the welfare of the individual fisherman and at the same time promote the national interest through maximum sustained production are being determined for each segment of Japan's coastal waters. Such planning includes establishing the number, location, and contents of rights and licenses to be issued in each Sea Area. This planned use of the fishing grounds will have far-reaching effects upon the fishing industry. It is the first large-scale attempt to plan for optimum use of water areas in the same manner that land-use planning is applied to land areas. The results attained by Japan will be of interest to all nations utilizing the sea as a source of food.

The Sea Area Adjustment Commissions are responsible for developing the plans. However, the plans actually are being originated and formulated by the fishermen in the villages. The final fishing grounds plans will probably be completed in April of this year.

A review of the current status of the reform program makes it apparent that the fishermen have extended every effort to make the reform a success. This is particularly notable because the material benefits to be derived from these efforts are not scheduled to reach the fishermen until the second year of the program. The schedule for the coming year calls for the actual cancelling of the existing rights and the issuance of the new rights to the working fishermen. The period immediately following the issuance of the new rights will be a crucial one for the fishermen and for the nation, both from the standpoint of democratization and for the production of aquatic products. Despite progress made to date, many obstacles must be overcome before the ultimate success of the reform is achieved and the goal of democratizing the fishing industry is wholly attained.

The most serious of these obstacles, and the one which poses the greatest threat to success of the reform, is lack of finances. No sound means have been provided for the fishermen to procure the necessary funds or credit with which to purchase the gear and boats necessary to operate the new fishing rights and licenses that will be granted him. Even though the rights are reallocated to working fishermen, the former rights owners will continue to own the gear and boats unless the new owner can obtain the necessary financing. The ultimate objectives of the reform cannot be attained unless the fisherman can get legitimate and reasonable credit with which to carry on his operations. Other obstacles include necessity for better management in cooperatives, excessive numbers of fishermen, and lack of enforcement of sound conservation and administrative measures.

These obstacles can be overcome, but doing so will require the assistance of the Japanese Government and legislators. Given such assistance, Japan's fisheries can become a model of an economy and industry based on democratic concepts and operated according to procedures for properly utilizing an important natural resource.

\* \* \* \* \*

STUDY OF EXPANDING WATER USES AND EFFECT ON FISHERIES: A study of the expanding water uses in Japan in relation to proper consideration of fisheries in various watersheds in which water resources development for industrial uses is in progress or planned will be conducted by Dr. Van Cleve, Director, School of Fisheries, University of Washington, Seattle, Washington. He arrived in Tokyo on March 20 for a 90-day special assignment as a visiting expert consultant to SCAP's Natural Resources Section, according to the March 24 Weekly Summary issued by that agency.

At the conclusion of his field investigations he will submit to SCAP a report which will include specific recommendations on policies to insure protection and proper development of fisheries in these areas.

Water utilization projects often conflict with maintenance of fisheries resources. Creation of dams and power plants without the erection of fish ladders to permit passage of fish up and down stream would eliminate fisheries as a source of food and income for many interior communities. Conversely, impoundment of water resources from such dams combined with a properly managed stocking program could be the source of higher fish production. This in turn would contribute materially to providing much-needed animal protein food for these inland communities.



## Mexico

GUAYMAS SHRIMP INDUSTRY OVEREXPANDED: Though some well-established firms in the shrimp fishing and freezing business in Guaymas, Mexico, are managing not to lose money under present conditions of catch and market, most Guaymas plant and boat owners find themselves overexpanded, short of capital, and unable to cover all of the fixed costs which are a result of their enthusiastic preparation for a record 1950-51 shrimp season. The leaders of the Mexican industry continue to beseech their government for relief from export taxes, and are at present on a special mission to Mexico City where they will request the Federal Government to assist them in establishing a credit organization which will assist in the financing of the industry's future operations, according to an April 6 American consular dispatch from that city.



## Norway

ANTARCTIC WHALING, 1950-51: The 1950-51 season for pelagic whale hunting in Antarctic waters, which ended March 9, netted the 10 Norwegian expeditions a total of 1,053,674 barrels (177,534 metric tons) of oil (see table). Thus, the total

Norwegian Production of Whale Oil, 1950-51		
	1950-51	1949-50
	Metric Tons	Metric Tons
Whale oil ...	157,805	167,317
Sperm oil ....	20,621	10,217
Total ....	178,426	177,534

season's production was practically the same as that of the previous season, but with the important difference that whale oil production was about 10,000 tons less and sperm oil production about 10,000 tons more than last year, according to a report from the Norwegian Information Service in a March 29 news release.



Meanwhile, the Norwegian Whaling Journal has figured out that the present whaling fleet operating in Antarctic waters already includes three expeditions more than necessary to catch the maximum 16,000 blue-whale units available each season under the International Whaling Convention.

Observing that three additional expeditions apparently will participate in the 1951-52 whale hunt, the newspaper adds: "The only result will be that the capacity of existing expeditions will be used to an even smaller degree than now. The total production of whale oil will not be increased."

NORWAY'S BIGGEST TRAWLER COOPERATIVE VENTURE: Norway's largest and most modern trawler, Moretraal I, is owned jointly by the crew, fish exporters, and the municipality of Kristiansund--one-third share each.

Built in Kiel, Germany, at a cost of 2 million kroner (about \$280,000), the 630-metric ton trawler is a self-contained floating factory, designed to utilize every particle of the catch. It is equipped with machinery to produce 20 tons of fish meal a day, and has also an oil-extracting plant aboard, as well as ample refrigeration facilities.

Moretraal I also boasts the latest in electronic devices and other modern instruments, including two echo sounders. One of these is coupled to a radar screen, which besides giving accurate depth readings, also enables the shipmaster to determine not only the position and concentration of fish shoals, but also the size and shape of the individual fish. Thus, it is possible to see whether the prospective booty consists of cod or herring, or other fish.

In contrast to the primitive quarters usually provided aboard trawlers, Moretraal I has comfortable one- and two-man cabins, as well as bright, sanitary dining rooms for crew and officers.

Local interests in Kristiansund have ordered two more trawlers of the same type as the Moretraal I. These, too, will be cooperatively financed and operated.

\* \* \* \* \*

COD PURSE SEINING REPORTED SUCCESSFUL: The results of purse seining in the Lofoten cod fisheries have surpassed all expectations states Norway's Fisheries Minister Reidar Carlsen in an April 12 news release from the Norwegian Information Service. Of the total 88,000 metric tons of cod that had been caught at the latest count, more than 50,000 tons were credited to the less than 600 purse seiners participating in the Northern Norway fisheries.

Still in the experimental stage, purse seining will in the next several years be the subject of careful studies, before attempts are made to draw up laws to regulate the use of this successful gear. Carlsen told the press that special attention would be given the quality of cod caught by purse seiners, to make sure that it measures up to the strict requirements of Norwegian fishing.



## Peru

NEW REGULATIONS FOR IMPORTATION AND SALE OF AQUATIC FOOD PRODUCTS: In Peru new regulations affecting the importation and sale of aquatic food products were established, according to a recent American Embassy dispatch from Lima. The regulations, embodied in a Supreme Resolution dated January 29, 1951, and published February 7, 1951, apply to both foreign and domestic products. The resolution provides that all imported food products of aquatic origin, however preserved, must be inspected by the laboratory of the Peruvian Bureau of Fish and Wildlife, Ministry of Agriculture. The Bureau will issue certificates of quality and goods may not be cleared by customhouses without these certificates.

Quality examinations are to be in conformity with the established regulations of the Bureau regarding such products. Goods found to be adulterated or fraudulently labeled will be subject to reexportation or confiscation.

Domestic products destined for domestic consumption will also be examined by the Bureau and those found unfit for human consumption will be confiscated. A period of 90 days from the date of the resolution was allowed for local fish preservers for the codification (serial number, date, and time of processing) of their products in order to identify their origin. Companies which fail to fulfill this requirement will not be permitted to undertake or continue processing activities.

The measure was put into effect, according to the preamble of the Resolution, because certain preserved fish and shellfish products, both foreign and domestic, had been found to be unsuitable for human consumption and, in some cases, fraudulently labeled.



## Republic of the Philippines

EXCHANGE TAX REFUND FOR CANNED FISH: A bill passed by the Philippine Congress instituting a tax on foreign-exchange transactions was signed by President Quirino on March 28, 1951, and became Republic Act 601. The special excise tax on sales of foreign exchange, which became effective on March 29, 1951, is set at 17 percent and will remain in force for two years. However, a refund of the exchange tax may be applied for when foreign exchange is used to pay for imports of certain commodities if proof of importation can be provided. Canned fish is included among those commodities that are eligible for a refund of the exchange tax.



## United Kingdom

NEW QUICK-FREEZE FACTORY SHIP: The Salvesen, a new quick-freeze factory ship, is now being built in Great Britain. It will be an improvement over the Fairfree, the largest and most modern of the present British quick-freeze fishing vessels.<sup>1/</sup> The new vessel will incorporate improvements based on the experience obtained from operating the Fairfree. It is anticipated that the new ship will be in operation sometime in 1952, according to the British periodical, The Fishing News of March 17, 1951.

<sup>1/</sup>SEE COMMERCIAL FISHERIES REVIEW, NOVEMBER 1949, P. 65.

VITAL STATISTICS OF THE "SALVESEN"

LENGTH OVER-ALL 240 FT., WIDTH 40 FT.  
 FACTORY SPACE SOME 100 FT. (A CONSIDERABLE IMPROVEMENT ON THE FILLETING  
 AND HANDLING SECTION OF THE FAIRFREE).  
 REFRIGERATED HOLD CAPACITY SOME 500 METRIC TONS.  
 FISH MEAL STORAGE CAPACITY SOME 100 TONS.  
 CREW OF ABOUT 80 OF WHOM 20 WILL BE ENGAGED IN FILLETING.

A new development for this type of vessel is the incorporation of a fish-meal plant aboard, permitting the processing of offal. A liver-oil plant is also being installed. This new trawler will be able to operate at sea for as long as 90 days.

This ship is being constructed in an effort to duplicate the Fairfree, reported to be operating with considerable success in the White Sea, Faroes, and off of Newfoundland, and landing substantial catches of quick-frozen fish at Glasgow.



## Union of South Africa

NEW INDUSTRY FOR ALGINATE MAY BE ESTABLISHED: Investigations of the suitability of South African seaweed for the extraction of chemicals and salts, undertaken by one of the Union of South Africa's principal fishing companies, were favorable, according to a recent American consular dispatch from Pretoria. A new industry for the production of alginates and other seaweed derivatives is expected to be established. Operations are expected to begin by mid-1951.

An outlet for these products will be sought in the United States.



## FISHERIES OF FRANCE

An important factor in France's high level of fisheries production during 1948 and 1949 was the reconstruction and modernization of the French fishing fleet that was undertaken immediately after World War II and is now nearing completion.

At present, problems of production are considered by the fishery trade to be secondary to the problems of marketing. Considerable attention has been given to improving transportation facilities, especially by expanding the use of refrigeration and to stimulating the demand for fish by propaganda and educational methods.

The production of canned fish has been increasing steadily in recent years. The supply of raw materials, that continued to limit operation for several years after the war, is no longer a critical problem.

Considerable progress is being made in France in the utilization of fish rejected for consumption purposes or otherwise wasted, by processing it into meal and oil. There is still much to be done in the field, however, and it is estimated that at present only 20 to 30 percent of the fish available for processing is so used.



## Department of Commerce

IMPORTED FISHERY PRODUCTS ESSENTIAL TO THE UNITED STATES: Imported articles (necessities and semi-necessities) which are not produced in the United States or for which the United States is dependent on foreign sources include certain fishery products, according to the March 26 issue of the Foreign Commerce Weekly issued by the U. S. Department of Commerce. Below are listed the value of the 1950 imports of fishery products essential to the United States and the percentage supplied by the principal countries:

	Imports 1950 (\$1,000's)	Countries of Origin and Percentage Supplied (1950)
Sperm oil .....	\$3,219	Norway (62.2%), United Kingdom (29.9%)
Agar .....	464	Japan (83.6%) Korea (12.5%)
Cod-liver oil ...	2,755	Japan (35.1%) Iceland (24.1%) Norway (15.1%) Canada (14.7%)

The United States was able to produce the necessary requirements of agar during World War II.

### NATIONAL PRODUCTION AUTHORITY

INTENSIFIED MEASURES TO ASSURE COMPLIANCE WITH REGULATIONS: Intensified measures to assure compliance with regulations of the National Production Authority, U. S. Department of Commerce, were announced April 11 by the Administrator of NPA.

They will include an expansion of industry surveys and spot checks on compliance, vigorous prosecution of willful violators, and broadening of NPA's cooperative efforts to assist industry in conforming with the agency's regulations.

NPA will soon begin a compliance survey of a cross-section of each industry affected by NPA controls, covering 25 business concerns in each field and including large, medium, and small enterprises on a broad basis of geographic distribution.

When deliberate violations are found, the NPA will refer the cases to the Department of Justice for prompt and vigorous prosecution.

\* \* \* \* \*

SULFURIC ACID PLACED UNDER LIMITED ALLOCATION: Sulfuric acid was placed under limited allocation on April 18 by the National Production Authority.

NOTE: COPIES OF REGULATIONS, NOTICES, PRESS RELEASES, ETC., ISSUED BY THE NPA ARE AVAILABLE FROM THE NATIONAL PRODUCTION AUTHORITY, DEPARTMENT OF COMMERCE, WASHINGTON 25, D. C., OR FROM DEPARTMENT OF COMMERCE FIELD OFFICES.

Specific authorization by NPA to deliver or use sulfuric acid is required by the new order (Schedule 3 to Order M-45, dated April 17, 1951) only in the States of Washington, Oregon, California, Arizona, New Mexico, Nevada, Utah, Colorado, Wyoming, Idaho, and Montana.

The order directs purchasers of sulfuric acid in all States to certify to suppliers the end-uses to which the chemical would be put. Suppliers are required to report to NPA (on Form NPAF-47) their customers, quantities ordered, and end-uses certified. Filing date is the 10th day of the month before the proposed delivery month.

Purchasers of 60 tons of sulfuric acid a month or less are exempted from the order.

There is a national shortage of sulfuric acid, NPA said. It is particularly serious in the 11 Far Western States, making it necessary for NPA to set up allocation controls for equitable distribution of sulfuric acid in the region.

Two factors are responsible for the region's shortage: lack of adequate productive capacity to meet local needs and difficulty in transporting sulfuric acid from plants in other parts of the country.

The sulfuric acid order sets up a reporting mechanism for suppliers in all States so that the agency can obtain a national end-use pattern and devise an ultimate method of national control.

Sulfuric acid is used directly or indirectly in nearly all industrial processes, including food testing and processing, and in the production of certain fishery byproducts.

It is understood that NPA hopes to be able to approve all requests for quantities of sulfuric acid for sale to small users—firms purchasing less than 60 tons per month—since the amount required for these users will be only a small percentage of the total supply.

\* \* \* \* \*

MAINTENANCE, REPAIR, AND OPERATING SUPPLIES ORDER AMENDED: Certain scarce materials have been removed from the list of products which business firms, institutions, and government agencies obtain by using a defense order rating (DO-97) for maintenance, repair, and operating (MRO) supplies, and minor capital additions, the National Production Authority announced April 16.

NPA said the action was necessary to insure an orderly flow of certain materials to the defense effort and to essential civilian production needs.

In accordance with the provisions of Regulation 4 (MRO) as amended April 16, the DO-97 rating may not be applied or extended in obtaining the following materials:

1. ALL BASIC, ORGANIC OR INORGANIC CHEMICALS, THEIR INTERMEDIATES AND DERIVATIVES OTHER THAN COMPOUND END-PRODUCTS NOT CUSTOMARILY SOLD AS CHEMICALS.
2. ITEMS APPEARING IN LIST A OF NPA ORDER M-47, AS THE SAME MAY BE AMENDED FROM TIME TO TIME (NONE DIRECTLY USED IN THE FISHING AND ALLIED INDUSTRIES).

3. NYLON FIBERS AND YARNS.
4. PACKAGING MATERIALS AND CONTAINERS.
5. PAINT, LACQUER, AND VARNISH.
6. PAPER AND PAPER PRODUCTS.
7. PAPERBOARD AND PAPERBOARD PRODUCTS.
8. PHOTOGRAPHIC FILM.
9. RAILS, TIE PLATES, TRACK SPIKES, SPLICE BARS, RAIL JOINTS, FROGS, AND SWITCHES.
10. RUBBER TIRES AND TUBES.

Further changes in Regulation 4 are being considered, in addition to this amendment, but it is not expected that the additional changes will affect the list of items given above and now excluded.

The DO-97 rating continues in use for all other MRO supplies (except those specifically mentioned in the above list) and minor capital additions as provided for in Regulation 4 as amended. Such DO rating shall be applied by placing on the order for MRO or minor capital additions the symbol "DO-97" together with the words "Certified under NPA Reg. 4" and signed as prescribed in section 8 of NPA Reg. 2. This certification shall constitute a representation to the supplier and to the NPA that the person making it is authorized under the provisions of this regulation to use the rating to obtain the materials covered by the order.

NOTE: ALSO SEE COMMERCIAL FISHERIES REVIEW, MARCH 1951, PP. 46-7; DECEMBER 1950, PP. 60-1; NOVEMBER 1950, P. 83.

\* \* \* \* \*

CAN MANUFACTURERS REPORT PARTIAL SUCCESS IN CONVERTING FACILITIES TO SOLDER BLACKPLATE: Can manufacturers met on March 27 with the National Production Authority and reported partial success in converting facilities for soldering tin plate and terneplate so that the facilities can be used to solder blackplate.

Technical problems encountered by some members of the Can Manufacturers Industry Advisory Committee delayed completion of conversion beyond March 31, but by June all members expected to have finished converting.

Blackplate cans (often used for dry food pack) are made of uncoated black iron; terneplate cans have a combination of lead and tin on blackplate and are used for nonfood containers, such as oil cans; tin plate, normally used both in food and nonfood containers, has a coating of tin on blackplate.

Producers were reported reluctant to go ahead with the erection of plants for the chemical treatment of blackplate (substitute for tin plate) because of the uncertainties of its commercial future when tin again comes into sufficient supply.

Experiments with the electrolytic coating of .20 tin (pounds of tin per base box of plate) were described by one manufacturer as showing no particular production difficulty. It is not known, however, how satisfactorily such cans will stand up under actual pack conditions.

\* \* \* \* \*

FISHING TACKLE INDUSTRY REQUESTS RELIEF FROM BASIC METALS REGULATIONS: Members of the Fishing Tackle Industry Advisory Committee on March 26 asked the National Production Authority for relief from NPA regulations on basic metals, to keep their industry operating through the transition from civilian to defense production.

NPA told the committee that the industry may be afforded some relief through a controlled materials plan under consideration.

Industry members advised NPA that continued unavailability of steel, aluminum, copper, and nickel, plus the fact that the industry generally has not yet received defense contracts has caused the industry serious concern. Committee members urged that the essentiality of their industry to health, noncommercial food supply, and recreation be considered.

The committee said the industry is unable to substitute to any substantial degree because of difficulty in obtaining materials such as fibre glass and split canes for rods and plastics for handles.



## Economic Stabilization Administration

### OFFICE OF PRICE STABILIZATION

COLD STORAGE INDUSTRY REQUESTS NEW CEILING PRICE REGULATION: The Cold Storage Industry Advisory Committee has asked the Office of Price Stabilization to write a new Ceiling Price Regulation which would provide the industry with a method of seeking price adjustments where cost increases cannot be absorbed, according to an April 3 OPS news release.

The industry now is under the General Ceiling Price Regulation (GCPR), which froze prices at the highest level they reached between December 19, 1950, and January 25, 1951. The GCPR now makes no provision for individual price adjustments.

The industry men told OPS that some cold storage companies were caught in a price squeeze by the GCPR. They said any new price regulation should allow adjustments for these so-called "hardship cases." Other firms currently are negotiating new labor contracts and it is possible that wage increases will be too big to be absorbed in full from existing profits, they said.

In addition, the industry representatives pointed out that the GCPR fails to provide for price adjustments for long-term contracts entered into before the general price freeze last January. They said this should be corrected in the new regulation.

Indications were, however, that few price increases would result from the issuance by OPS of a specially designed price regulation for the cold storage industry.

OPS officials agreed to study the industry's problem and appointed an industry subcommittee, which will supply OPS with pertinent cost-profit data on the industry.

\* \* \* \* \*

ENFORCEMENT ACTIVITIES TO BE ADMINISTERED FROM WASHINGTON HEADQUARTERS: The Office of Price Stabilization on March 26 abolished enforcement activities in the 13 regional offices to improve efficiency by establishing direct contact between Washington headquarters and the enforcement operations in the district offices.

Under the new arrangement, which is based on the successful operation of the Federal Bureau of Investigation, district enforcement officers will report directly to Washington, and will take their instructions and orders from national headquarters, rather than having them relayed through the regional set-ups.

The offices of regional directors for enforcement will be abolished, and instead a chief inspector and several assistant inspectors will be named for each regional office.

They will be concerned with inspection and general reports of operations in the districts under their region, and will be jointly responsible to Washington and to the regional director.

The district offices will each have a district enforcement director and as many assistants as are needed. The district enforcement director will report directly to Washington.

\* \* \* \* \*

HIGHER FREIGHT COSTS TO BE ABSORBED BY SELLERS: An interpretation covering permissible additions to ceiling prices based on recent higher freight costs was issued by the Office of Price Stabilization on April 9. Interpretation 1 follows:

#### Interpretation 1 General Ceiling Price Regulation

APR. 9, 1951

### TITLE 32A—NATIONAL DEFENSE, APPENDIX

#### Chapter III—Office of Price Stabilization, Economic Stabilization Agency

(General Ceiling Price Regulation,  
Interpretation 1)

#### GCPR, INT. 1—INCREASES IN TRANSPORTATION COSTS

In order to clarify the situation with regard to the general increase in freight rates recently authorized by the ICC, the Office of Price Stabilization has issued the following rules for determining whether a seller under the General Ceiling Price Regulation may pass on to his buyers increases in transportation costs:

(1) Increases in inbound transportation costs, incurred by the seller in obtaining delivery from his supplier, cannot be added to the seller's ceiling prices. The seller must absorb all such increases.

(2) Increases in outbound transportation costs on shipment by the seller to his customers:

(a) If the seller during the base period quoted a delivered price he must, subject to the exceptions in paragraph (d)

below, absorb any increases in transportation costs. Thus a seller who sold to all buyers at the same delivered price, or who had different delivered prices in different zones which do not correspond with the precise difference in transportation costs incurred by the seller for delivery to each such zone, must absorb increases in transportation.

(b) If the seller sold f. o. b. in the base period, adding on only actual transportation costs, increases in outbound transportation costs actually incurred by the seller may properly be passed on to the purchaser.

(c) Where the seller in the base period quoted an f. o. b. price, plus a "transportation charge", but such "transportation charge" did not represent the actual transportation cost incurred by the seller, such sale, for the purpose of this interpretation, is considered as falling within paragraph (a) above and the seller must therefore absorb any increase in transportation costs, as provided in paragraph (a).

(d) If the seller sold at a delivered price during the base period, but such price was computed on the basis of an

f. o. b. price, adjusted for the actual cost of making delivery to each individual purchaser, the seller may pass on increases in transportation costs actually incurred. However, this method of computing the base period delivery price must have been objectively established to purchasers, as where the seller offered both a delivered and an f. o. b. price, the difference being the actual transportation costs, or where the seller quoted or billed actual transportation charges separately, or where the delivered price varied in each locality precisely by the difference in actual cost of transportation incurred by the seller for delivery to the several localities.

(e) If the seller sold only at delivered prices in the base period and now desires to shift to f. o. b. prices, the seller must reduce his ceiling prices, as established for sales on a delivered basis in the base period, by the amount of each purchaser's actual freight cost.

HAROLD LEVENTHAL,  
Chief Counsel,  
Office of Price Stabilization.

APRIL 9, 1951.

\* \* \* \* \*



REPORTS OF CEILING PRICE VIOLATIONS TO BE INVESTIGATED: Teams of enforcement officers of the Office of Price Stabilization have been ordered into several cities to investigate reports of ceiling price violations in three industry fields, the OPS Office of Enforcement said on April 16.

Investigators from Washington headquarters are aiding local enforcement officials in Chicago, Kansas City, Houston, Dallas, Omaha, and Columbus and some areas of New Jersey. They are checking into violation reports in scrap steel, automobiles, and food.

The men will spend several days in a concentrated check of reports of ceiling violations, and will report their findings to Washington.

\* \* \* \* \*

CPR 7 (RETAIL CEILING PRICES FOR CERTAIN CONSUMER GOODS) AMENDED: An Amendment 2 to Ceiling Price Regulation 7 (Retail Ceiling Prices for Certain Consumer Goods) was issued on April 5 by the Office of Price Stabilization. This Amendment adds various categories of articles to the coverage of the Regulation. Among the numerous items listed are the following of interest to the fishing and allied industries:

Category 921—Sporting Goods: fishing tackle; fishing rods; and other fishing accessories.

Under various OPS regulations increases in ceiling prices may be provided for manufacturers and wholesalers, all or part of which retailers may be permitted to pass on to their purchasers. This amendment adds to the regulation a provision which requires the retailer to determine his ceiling price on the basis of the basic price and permits him to add to his price so determined the portion of the increase granted his supplier which the regulation granting the increase designates as a "permitted increase."

NOTE: SEE COMMERCIAL FISHERIES REVIEW, MARCH 1951, P. 50.

\* \* \* \* \*

FATTY ACIDS CEILING-PRICE REGULATION PROVISIONS DISCUSSED: Members of the Fatty Acids Industry Advisory Committee met on April 27 to discuss with the Office of Price Stabilization provisions to be included in a proposed specific ceiling price regulation covering fatty acids.

Among the things discussed were the commodities to be covered by the proposed regulation, whether to stipulate delivered or f.o.b. producers plant prices, quantity and container differentials, and the means of describing the commodities to be included.

OPS also stated that the proposed ceiling prices would be derived from the ceiling prices of the principal raw materials used. Ceiling price regulations for fish oil and glycerine are now under consideration.



## Department of the Interior

## DEFENSE FISHERIES ADMINISTRATION

ALASKA SALMON CONCENTRATION ORDER NOT TO BE INSTITUTED IN 1951: Secretary of the Interior Oscar L. Chapman announced on April 16 that the proposed salmon concentration program in Alaska would not be instituted during the 1951 packing season.

The decision was reached on the basis of recommendations by Maurice Rattray, Deputy Administrator of the Defense Fisheries Administration, who conducted a series of hearings in Seattle in March to investigate the situation.

Rattray explained that because supplies and materials have, for the most part, already been procured for the 1951 season, DFA officials feel that the savings in materials and manpower which would result from the concentration plan might not be sufficient to justify the cost and additional personnel necessary for DFA to administer and supervise the proposed order.

The proposed plan involved the packing of salmon in less than the total number of existing Alaska plants and would have limited the total units of fishing gear in operation. The program was proposed to save critical materials, manpower, and shipping space.

An expanded concentration plan, however, will be considered for the 1952 season, and area criteria similar to those proposed for 1951 are expected to be used in fixing the amount of plants and gear to be utilized, according to Rattray. This plan, he said, would depend entirely upon the state of the emergency existing early in 1952.

If critical materials and manpower are deemed to be in short supply early in 1952, the Defense Fisheries Administration will expect the canned salmon industry and the fishermen to do their part to effect economy in their operations. It would be inconsistent with the intent and purpose of the Defense Production Act to contemplate, in any of the fishing areas of Alaska, the use of either materials or manpower greatly in excess of the amount needed to produce a maximum production of canned salmon.

\* \* \* \* \*

FISHERY ADVISORY GROUP MEETS WITH DFA OFFICIALS: Declaring that "food is as essential as guns in the mobilization program, and fish is an important segment of food," Secretary of the Interior Oscar L. Chapman opened a two-day meeting in Washington, D. C., on April 16, of representatives of the commercial fishing industry who were called to Washington to confer with officials of the Defense Fisheries Administration and other Government agencies.

The meeting was held under the joint auspices of the Defense Fisheries Administration of the Department of the Interior, the Office of Price Stabilization, and the Department of Agriculture for the purpose of exchanging information and discussing problems of maintaining a high production of seafood despite shortages of materials and manpower.

Established recently as the Industry Advisory Committee for Fresh and Frozen Fish by the three Government agencies, the industry members are representative vessel owners and wholesale fish dealers from all the important fish-producing areas of the country who deal principally with fish in the fresh and frozen stages.

The meeting was devoted to production problems; a discussion of the general agriculture situation and the program being followed as a means to increase production of most agricultural commodities; an examination of the possible military requirements for fish during the coming year; the present aspects of the manpower situation; the function of the Selective Service System and the possibilities of obtaining deferments for fishermen in critical occupations; methods of adjusting wage rates controlled under the January 25 freeze order; a discussion of shortages of materials and priorities assistance as well as the possible impact of a controlled materials plan on the fishing industry; a discussion of the probability of increased imports of many varieties of fish; and a discussion of price controls on fresh and frozen fish.



## Interstate Commerce Commission

### DECISION CONTINUES EXEMPTION OF MANY TRUCKS CARRYING FRESH AND FROZEN FISH:

On April 13 the Interstate Commerce Commission reaffirmed its decision of September 23, 1949, in its docket MC89207, better known as the "Monark Egg Case."

This decision confirms broad exemptions from the Interstate Commerce Act to trucks transporting fresh and frozen fish. Shipments of these products may continue to be made in trucks which will be subject to only a minimum of regulation in the form of safety requirements with respect to equipment, brakes, lights, and with respect to hours of service. Trucks carrying fresh and frozen fish, provided these trucks do not carry for compensation any passengers and property other than exempt property as defined in Section 203 (b) (6) of the Interstate Commerce Act, will continue to be exempt from regulations of the Interstate Commerce Commission which require that they obtain permits or licenses from the Commission, file schedules of tariffs, etc.

\* \* \* \* \*

INCREASED EXPRESS CHARGES AUTHORIZED: On April 13, 1951, the Interstate Commerce Commission authorized the Railway Express Agency to increase their charges on the majority of less-than-carload shipments, including fish and shellfish shipments. The increase authorized amounts to 20 cents per shipment. Present information indicates that this increase will become effective May 3.

The authorization is made on an interim basis pending the Commission's final decision in Ex Parte 177 wherein the Railway Express Agency is asking for changes in their rates and charges which will drastically affect various segments of the fishery industry. Further hearings were scheduled for this docket during April and May in various regions of the United States.

\* \* \* \* \*

FISH MEAL NOT SUBJECT TO RAILROAD LOADING REQUIREMENTS: In the interest of more efficient utilization of freight cars in the transportation of grain products and byproducts (including fish meal, fish roe meal, and/or fish scrap meal), the Interstate Commerce Commission on April 3 issued Revised Service Order No. 874 which specifies certain requirements for loading byproducts and grains. Carriers were authorized not to accept or ship any carload shipment of byproducts or grain in a freight car unless one of the following requirements had been satisfied: the quantity equals or exceeds the marked weight capacity of a car; loading has been

carried out to an elevation not lower than 24 inches from the ceiling of the car at its side walls; for packaged products, in straight or mixed carloads, a weight of not less than 60,000 pounds is loaded; or loading has been performed to full visible capacity. These particular regulations became effective April 9, 1951, and were to expire on September 15.

However, the Commission on April 18 amended these regulations and granted any railroad common carrier, subject to the Interstate Commerce Act, permission to disregard the provisions of Revised Service Order No. 874 "insofar as it applies to any shipment of fish meal, fish roe meal, and/or fish scrap meal because said commodities are listed as inflammable solids in Explosives and Dangerous Articles Tariffs and tend to heat and burn when confined." This general permit became effective on April 19, 1951, and shall expire on September 15, 1951. Therefore, the loading requirements for freight cars listed in Revised Service Order No. 874 do not apply to fish meal, fish roe meal, and/or fish scrap meal.



## Department of State

FISHERIES NOT TO BE SPECIFICALLY INCLUDED IN JAPANESE PEACE TREATY: With reference to the proposed Japanese Peace Treaty and peace in the Pacific, the Department of State reports that John Foster Dulles at the Fiftieth Anniversary Dinner of Whittier College at Los Angeles, California, on March 31, made the following comments with reference to fisheries:

"It has been suggested, particularly along the Pacific coast, that the treaty of peace might itself attempt permanently to regulate the problem of Japanese participation in high-seas fisheries. To attempt that would almost surely postpone indefinitely both the conclusion of peace and the obtaining of the results which are desired.

"There is, I believe, a considerable possibility of agreement between the United States and Japanese fishing interests. However, the treaty of peace is not a treaty merely between the United States and Japan; it is a treaty which we hope will be signed by all of the fifty-three allies. Most of these nations have their own fishing problems and their own theories of solution, which differ widely. No quick results can be won by attempting to make the peace treaty into a universal convention on high-seas fishing.

"When I was in Japan, the Prime Minister advised me that the Japanese Government stood ready to negotiate fisheries agreements as soon as peace restores to Japan the possibility of independent sovereign action. He said that in the meantime the Japanese Government would prohibit Japanese nationals and Japanese vessels from going into conserved fisheries in all waters, and he mentioned specifically those off the coasts of the United States, Canada and Alaska.

"The Japanese now see the importance of avoiding practices which in the past brought Japan much ill will,

and if we can hold to our tentative time-table, there can, I believe, be an early and equitable settlement of this thorny problem."

NOTE: SEE COMMERCIAL FISHERIES REVIEW, MARCH 1951, PP. 30-2.

\* \* \* \* \*

TERMINATION OF TRADE AGREEMENT WITH COSTA RICA: Representatives of the Government of the United States of America and the Government of Costa Rica exchanged notes on April 3 providing for termination of the trade agreement between the two Governments signed November 28, 1936, and effective August 1937, a State Department release announced on April 4. The trade agreement will cease to be in force on and after June 1, 1951, and the Costa Rican importations of certain fishery products are affected.

In October 1948, Costa Rica applied an exchange surcharge on imports of products appearing in two lists of items considered to be less essential than items not so listed. The stated purpose of this action was to improve the country's foreign-exchange position by curtailing imports, particularly from the United States.

Since the two lists included most of the items on which concessions were granted to the United States in the trade agreement, the United States protested the application of the exchange surcharge as being in violation of Article I of the agreement. This article provides that scheduled items shall be exempt from all charges other or higher than those specified in the agreement. The United States made its protest in December 1948, but during 1949 Costa Rica took no action to correct this violation of the agreement.

In an exchange of notes on April 4, 1950, the U. S. agreed to a waiver of Article I, effective April 1, 1950, for a period of one year. During that year, Costa Rica was expected to solve its financial difficulties so as not to conflict with Article I. The Costa Rican Government has indicated that it will be unable to remove the exchange surcharges which necessitated the waiver in the foreseeable future. The two Governments, therefore, agreed to a joint termination of the trade agreement effective June 1, 1951.

In the trade agreement, Costa Rica in 1937 granted reductions and bindings on a wide range of agricultural and industrial products. The Costa Rican customs duties which will be applied to these items after termination of the trade agreement have not been announced.

The commodities covered by the trade agreement of concern to fishery interests with the rate of duty applicable under it are as follows:

<u>COSTA RICAN TARIFF</u> <u>ITEM NUMBER</u>	<u>DESCRIPTION OF ARTICLES</u>	<u>MAXIMUM RATES OF DUTY IN</u> <u>COSTA RICAN COLONES</u>
EX 118	CANNED SALMON, CANNED MACKEREL, CANNED SHELL-FISH, PREPARED OR PRESERVED IN ANY FORM, AND CANNED SARDINES, PREPARED OR PRESERVED IN TOMATO, MUSTARD OR OTHER SAUCES.	0.50 COLON PER GROSS KILOGRAM

The United States bound on its free list, turtles, but the status of this item will be unchanged since it is bound free in another agreement with the United Kingdom, under the provisions of the General Agreement on Tariffs and Trade (GATT).

The Governments of Costa Rica and the United States are considering the possibility of negotiating a comprehensive treaty of friendship, commerce, and navigation.

1/APPROXIMATELY 4 U.S. CENTS PER POUND BASED ON THE CONTROLLED RATE OF EXCHANGE OF ONE COSTA RICAN COLON EQUALS 17.64 U.S. CENTS.

## Eighty-Second Congress (First Session)

APRIL 1951

Listed below are public bills and resolutions introduced and referred to committees, or passed by the Eighty-Second Congress (First Session) and signed by the President, that affect in any way the fisheries and allied industries. Public bills and resolutions are shown in this section only when introduced and if passed when they are signed by the President. The more pertinent reports, hearings, or chamber actions on some of the bills shown in this section from month to month are also listed.

BILLS AND RESOLUTIONS INTRODUCED:

Aid to Underdeveloped Foreign Areas: H. R. 3778 (Meador) - A bill for the establishment of a commission on aid to underdeveloped foreign areas; to the Committee on Foreign Affairs.

Collisions at Sea Regulations: H. R. 3570 (Hart) - A bill to authorize the President to proclaim regulations for preventing collisions at sea; to the Committee on Merchant Marine and Fisheries.

Commercial Fisheries Activities Transfer: H. R. 3682 (Dawson) - A bill to expand the activities of the Department of Commerce in accordance with the recommendations of the Commission on Organization of the Executive Branch of the Government; to the Committee on Interstate and Foreign Commerce. (Includes the transfer to the Secretary of Commerce of "all functions of the Secretary of the Interior and the Department of the Interior in relation to commercial fisheries.")

Defense Production Act Amendment: S. 1397 (Maybank) - A bill to amend the Defense Production Act of 1950, and for other purposes; to the Committee on Banking and Currency.

Also: H. R. 3871 (Spence)...

Interior Appropriations: H. R. 3790 (Kirwan) - A bill making appropriations for the Department of the Interior for the fiscal year ending June 30, 1952, and for other purposes; to the Committee of the Whole House on the State of the Union. (Includes appropriations for the Fish and Wildlife Service.)

Inspection of Steam and Internal-Combustion Engine Driven Vessels: S. 1286 (Capehart) - A bill to amend the act of June 20, 1936, so as to broaden the application of laws governing the inspection of steam vessels to vessels propelled by internal-combustion engines; to the Committee on Interstate and Foreign Commerce.

Inspection of Vessels Propelled by Gas, Fluid, Naphtha, or Electric Motors: H. R. 3546 (Shelly) - A bill to provide that certain vessels propelled by gas, fluid, naphtha, or electric motors shall be subject to certain laws relating to the inspection and personnel of steam vessels; to the Committee on Merchant Marine and Fisheries.

Shrimp Import Duty: H. R. 3546 (Bentsen) - A bill to provide for an ad valorem duty on the importation of shrimp; to the Committee on Ways and Means.

Also: H. R. 3551 (Lyle)...

H. R. 3555 (Thompson of Texas)...

The following are additional bills introduced during March and not previously reported in this section:

Tidelands Jurisdiction: H. R. 3300 (Rankin) - A bill to confirm and establish the titles of the States to lands beneath navigable waters within State boundaries and natural resources within such lands and waters and to provide for the use and control of said lands and resources; to the Committee on the Judiciary.

Water Pollution Control Encouragement: H. R. 3360 (Fulton) - A bill to encourage the prevention of stream pollution by allowing amounts paid for plants for the treatment of industrial waste as a deduction in computing net income; to the Committee on Ways and Means.

CHAMBER ACTION—HOUSE:

President's Message—Defense: House heard a message from the President on April 26 in which he recommended a 2-year extension of the Defense Production Act of 1950 and submitted certain recommendations for strengthening the act. The message was referred to the Committee on Banking and Currency and ordered printed as a House document (H. Doc. 118).

CONGRESSIONAL HEARINGS:

Trade Agreements: Committee on Finance: The Senate Finance Committee on April 26 unanimously approved and ordered reported H. R. 1612, with amendments. The bill would extend for 2 years the authority of the President to enter into trade agreements under Section 350 of the Tariff Act of 1930. The House-approved bill contained a 3-year extension.

The committee approved a peril point amendment similar to the one adopted by the 80th Congress and identical with the House-approved bill except for the deletion of the section which prohibited the Tariff Commission from participating in the negotiation of trade agreements. The principle of the deleted section will be adequately covered in the Committee Report.

An amendment was adopted similar to that in the House-approved bill which would "suspend, withdraw, or prevent" the application of concessions made in trade agreements to imports from any areas dominated by the foreign government controlling the world Communist movement.

The Committee approved an amendment which would require an escape clause in all future agreements. The President is required, as soon as practicable, to bring all existing agreements into conformity with the escape-clause policy. The President is to report at regular intervals on the action taken by him in this respect. The Committee amendment, while following the general principles of the House-approved bill, made a number of administrative improvements.

The operation of the escape clause when injury occurs in or threatens a domestic industry is set out very clearly in the Committee-approved bill. The Tariff Commission makes its recommendations to the President who "may" take the action recommended by the Commission. If he does not take such action within 60 days, he shall submit a report to the House Ways and Means Committee and the Senate Finance Committee stating why he has not followed those recommendations. The Tariff Commission, if it finds no reason for making recommendations, must make and publish a report stating its findings and conclusions. The criteria for inquiry in the House-approved bill was included in the Committee-approved bill with some modifications.

The Committee added an amendment which would restore to domestic producers the right to protest in customs courts the classification of imported articles whether or not these articles were included in any trade agreement.

The House-approved amendment which would prevent tariff concessions from applying to imported agricultural products if they were selling below the domestic price support level was not agreed to.

The Committee approved that part of the agricultural amendment proposed by Senator Magnuson which would prevent foreign agreements from operating in a manner inconsistent with the requirements of Section 22 of the Agricultural Adjustment Act.

Although the amendment regarding perishable agricultural products proposed by Senator Holland was not adopted in its original form, the Committee approved an amendment providing for emergency action with regard to perishable agricultural commodities. In such cases, after a recommendation to the President and to the Tariff Commission by the Secretary of Agriculture,

The President may take immediate action, or if it is practicable, he may wait for a Tariff Commission report which must be submitted not later than 20 calendar days after the Secretary of Agriculture has made his original recommendations.

The Committee took a firm stand as far as the General Agreement on Tariffs and Trade is concerned by providing as a part of the bill a statement that the enactment of this Act shall not be construed to indicate that the Committee is approving or disapproving the General Agreement originally made at Geneva in 1947.

#### CONGRESSIONAL REPORTS:

Committee reports on bills reported in this section of interest to the fishery and allied industries (available only from the committee submitting the report):

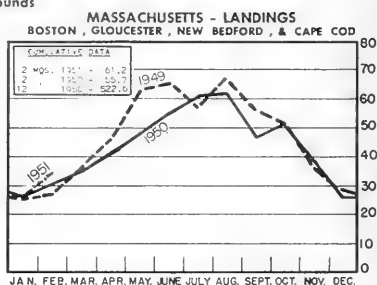
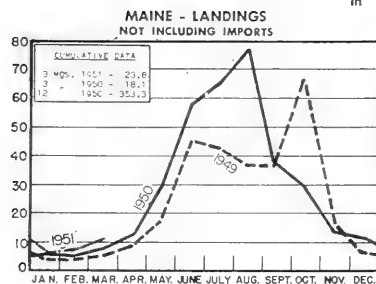
Interior Department Appropriation Bill, 1952, House Report No. 339 (April 20, 1951, 82d Congress, 1st Session), 38 p., printed, pursuant to H. R. 3790, making appropriations for the Department of the Interior (including the Fish and Wildlife Service) for the fiscal year 1952.

Trade Agreements Extension Act of 1951, Senate Report No. 299 (April 27, 1951, 82d Congress, 1st Session), 8 p., printed, from Committee on Finance, pursuant to H. R. 1612, to extend the authority of the President under section 350 of the Tariff Act of 1930, as amended, and for other purposes. Passage of this bill was recommended by Committee with certain amendments. Amended version of bill is included as well as general statements on the two-year extension, peril point, withdrawal of concession benefits from Communist areas, and the escape clause.

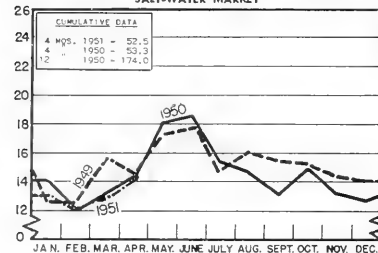


## LANDINGS AND RECEIPTS

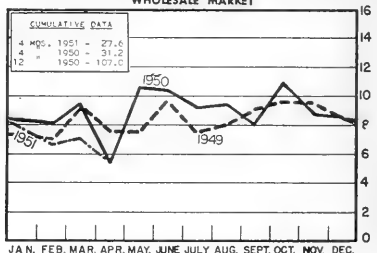
In Millions of Pounds



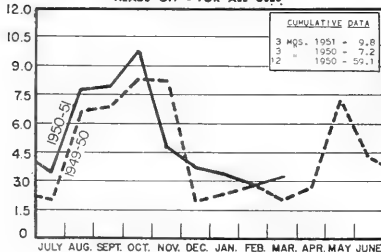
**NEW YORK CITY-RECEIPTS OF FRESH & FROZEN FISH**  
SALT-WATER MARKET



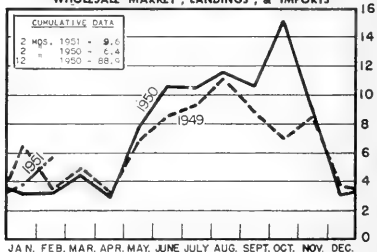
**CHICAGO - RECEIPTS OF FRESH & FROZEN FISH**  
WHOLESALE MARKET



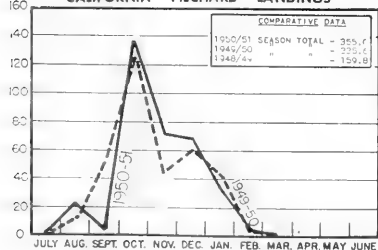
**GULF - SHRIMP LANDINGS**  
HEADS OFF - FOR ALL USES



**SEATTLE - RECEIPTS OF FRESH & FROZEN FISH**  
WHOLESALE MARKET, LANDINGS, & IMPORTS

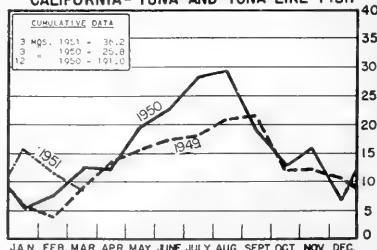


**CALIFORNIA - PILCHARD LANDINGS**



In Thousands of Tons

**CALIFORNIA - TUNA AND TUNA-LIKE FISH**

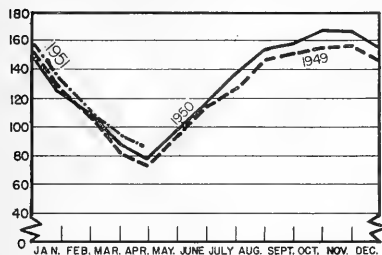




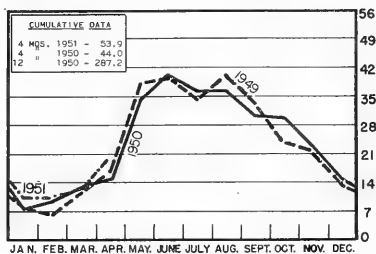
# COLD STORAGE HOLDINGS and FREEZINGS of FISHERY PRODUCTS

In Millions of Pounds

U.S. & ALASKA - HOLDINGS OF FROZEN FISH

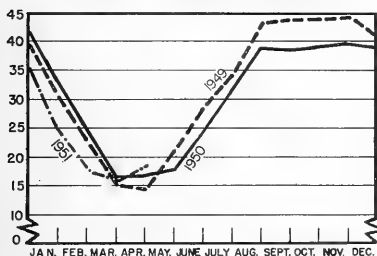


U.S. & ALASKA - FREEZINGS

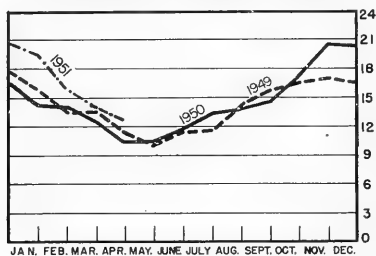


4 Mgs. 1951	= 53.5
4 " 1950	= 44.2
12 " 1950	= 287.2

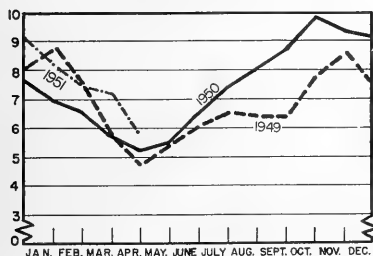
NEW ENGLAND - HOLDINGS OF FROZEN FISH



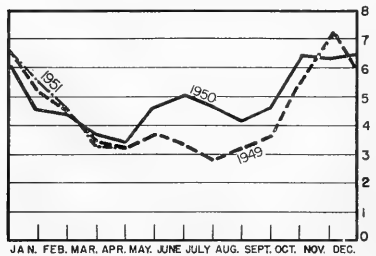
NEW YORK CITY - HOLDINGS OF FROZEN FISH



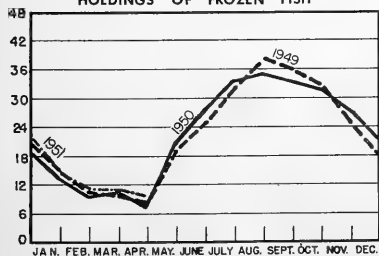
CHICAGO - HOLDINGS OF FROZEN FISH



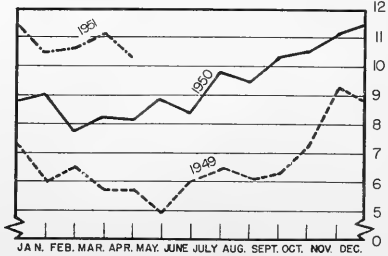
GULF - HOLDINGS OF FROZEN FISH



WASHINGTON, OREGON, AND ALASKA - HOLDINGS OF FROZEN FISH

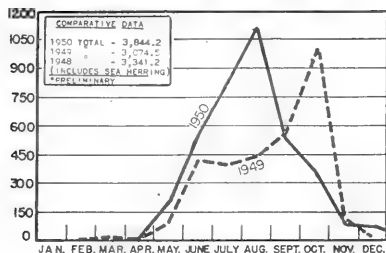


CALIFORNIA - HOLDINGS OF FROZEN FISH

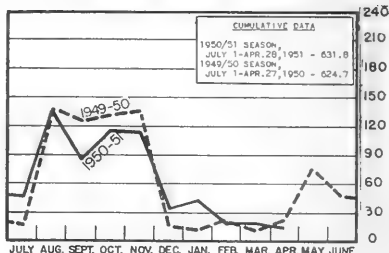


## CANNED FISHERY PRODUCTS

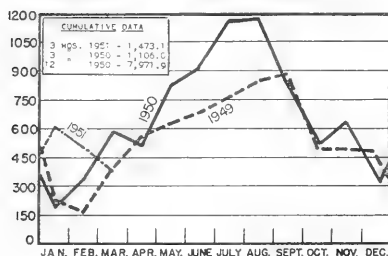
MAINE - SARDINES, ESTIMATED PACK



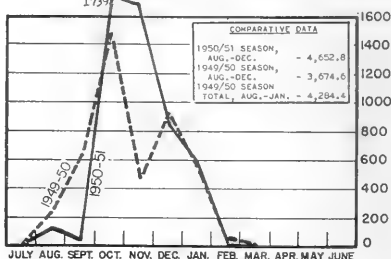
UNITED STATES - SHRIMP



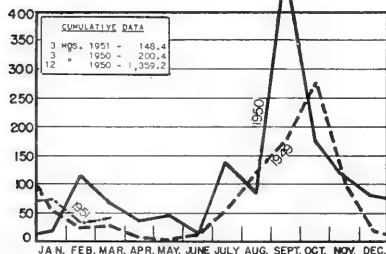
CALIFORNIA - TUNA AND TUNA-LIKE FISH



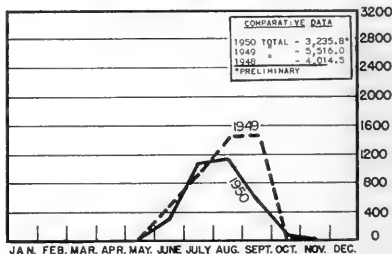
CALIFORNIA - PILCHARDS



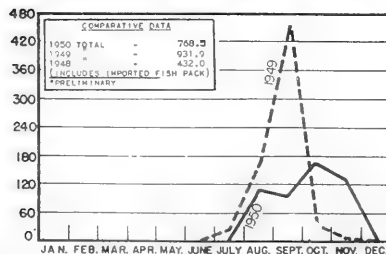
CALIFORNIA - MACKEREL



ALASKA - SALMON



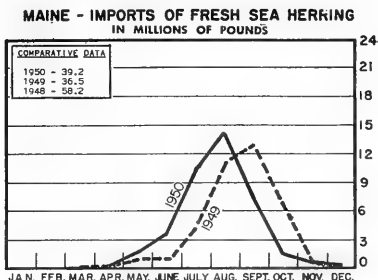
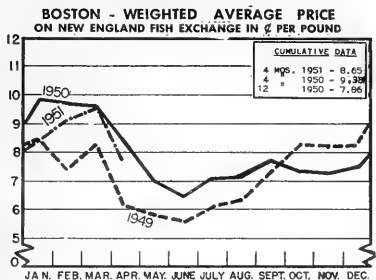
WASHINGTON - PUGET SOUND SALMON



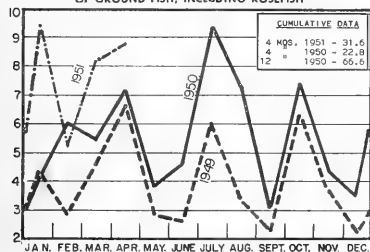
## STANDARD CASES

Variety	No. Cans	Can Designation	Net. Wgt.
SARDINES	100	1/4 drawn	3 1/4 oz.
SHRIMP	48	—	5 oz.
TUNA	48	No. 1/2 tuna	7 oz.
PILCHARDS	48	No. 1 oval	15 oz.
MACKEREL	48	No. 300	15 oz.
SALMON	48	1-pound tall	16 oz.

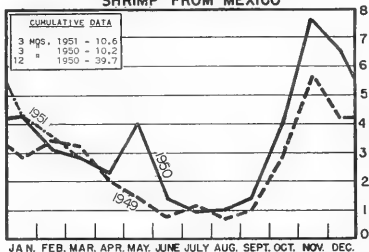
PRICES, IMPORTS and BY-PRODUCTS



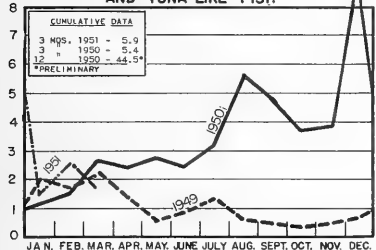
**U.S. - IMPORTS OF FRESH AND FROZEN FILLETS OF GROUND FISH, INCLUDING ROSEFISH**



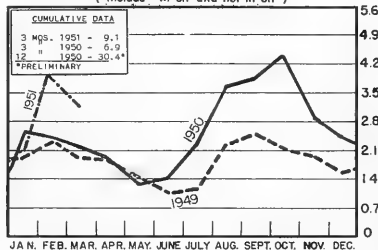
**U.S. - IMPORTS OF FRESH AND FROZEN SHRIMP FROM MEXICO**



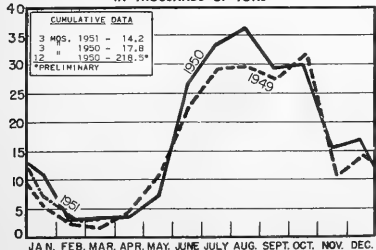
**U.S. - IMPORTS OF CANNED TUNA AND TUNA-LIKE FISH**



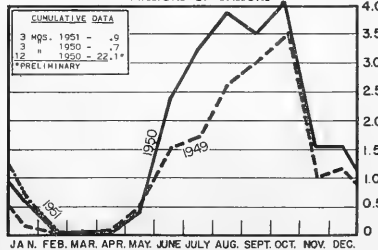
**U.S. - IMPORTS OF CANNED SARDESINES (Include in oil and not in oil)**




**U.S. & ALASKA - PRODUCTION OF FISH MEAL IN THOUSANDS OF TONS**



**U.S. & ALASKA - PRODUCTION OF FISH OIL IN MILLIONS OF GALLONS**





Recent publications of interest to the commercial fishing industry are listed below.

### FISH AND WILDLIFE SERVICE PUBLICATIONS

THESE PROCESSED PUBLICATIONS ARE AVAILABLE FREE FROM THE DIVISION OF INFORMATION, U. S. FISH AND WILDLIFE SERVICE, WASHINGTON 25, D. C. TYPES OF PUBLICATIONS ARE DESIGNATED AS FOLLOWS:

- CFS - CURRENT FISHERY STATISTICS OF THE UNITED STATES AND ALASKA.  
 FL - FISHERY LEAFLETS  
 SL - STATISTICAL SECTION LISTS OF DEALERS IN AND PRODUCERS OF FISHERY PRODUCTS AND BYPRODUCTS.  
 SEP.- SEPARATES (REPRINTS) FROM COMMERCIAL FISHERIES REVIEW.  
 SSR.-FISH. - SPECIAL SCIENTIFIC REPORTS--FISHERIES (LIMITED DISTRIBUTION).

Number	Title
CFS-628	- Texas Landings, February 1951, 4 p.
CFS-629	- Maine Landings, January 1951, 4 p.
CFS-630	- Fish Meal and Oil, February 1951, 2 p.
CFS-631	- Alabama Landings, February 1951, 4 p.
CFS-632	- Florida Landings, February 1951, 2 p.
CFS-634	- Laine Landings, February 1951, 4 p.
SL -23	- Wholesale Dealers in Fishery Products, Washington, 1951, 7 p.
FL -334	- Quarterly Outlook for Marketing Fishery Products, April-June 1951, 20 p.
FL -336a	- Pacific Salmon Drift Gill Netting, 6 p.
Dep. 277	- The Oregon's Fishery Explorations in the Gulf of Mexico, 1950 (A Preliminary Report).
Dep. 278	- The John M. Cobb's Shellfish Explorations in Certain Southeastern Alaskan Waters, Spring and Fall of 1950 (A Preliminary Report).
Dep. 279	- Use of Frozen Salmon for Canning.
SSR-Fish. No. 42	- Tuna Fishing in Palau Waters (Translated from Japanese), 26 p., illus., January 1951.
SSR-Fish. No. 43	- Fishing Conditions South of the Marshall Islands (Translated from Japanese), 23 p., illus., January 1951.

Number	Title
SSR-Fish. No. 44	- Tuna Bait Resources at Seipan (Translated from Japanese), 15 p., January 1951.
SSR-Fish. No. 45	- Exploratory Tuna Fishing in Indonesian Waters (Translated from Japanese), 17 p., illus., January 1951.
SSR-Fish. No. 46	- Exploratory Tuna Fishing in the Caroline Islands (Translated from Japanese), 42 p., illus., January 1951.
SSR-Fish. No. 47	- Exploratory Tuna Fishing in the Marshall Islands (Translated from Japanese), 21 p., January 1951.
SSR-Fish. No. 48	- Japanese Tuna Surveys in Tropical Waters (Translated from Japanese), 40 p., illus., January 1951.
SSR-Fish. No. 49	- The Japanese Skipjack Fishery (Translated from Japanese), 67 p., illus., January 1951.
SSR-Fish. No. 50	- Kishinouye's Order Plecostei (Translated from Japanese), 16 p., January 1951.
SSR-Fish. No. 51	- Japanese Skipjack Studies (Translated from Japanese), 30 p., illus., January 1951.
SSR-Fish. No. 52	- On the Japanese Black Tuna ( <i>Thunnus orientalis</i> ), (Translated from Japanese), 22 p., illus., January 1951.

### MISCELLANEOUS PUBLICATIONS

THESE PUBLICATIONS ARE NOT AVAILABLE FROM THE FISH AND WILDLIFE SERVICE, BUT USUALLY MAY BE OBTAINED FROM THE AGENCIES ISSUING THEM. CORRESPONDENCE REGARDING PUBLICATIONS THAT FOLLOW SHOULD BE ADDRESSED TO THE RESPECTIVE AGENCIES OR PUBLISHERS MENTIONED. DATA ON PRICES, IF READILY AVAILABLE, ARE SHOWN.

Advance Report on the Fisheries of British Columbia, 1949, 12-1029, 10 p. (mostly statistical tables), processed, 25 cents, Fisheries Section, Industry and Merchandising Division, Dominion Bureau of Statistics, Ottawa, Canada, 1950. Reports on the fisheries of British Columbia for

the year 1949. Included are data on the quantity and value of fish landed and marketed; amount, type and value of capital equipment; and number of persons employed in the Province's fisheries.

THESE PUBLICATIONS ARE NOT AVAILABLE FROM THE FISH AND WILDLIFE SERVICE, BUT USUALLY MAY BE OBTAINED FROM THE AGENCIES ISSUING THEM.

Advance Report on the Fisheries of Prince Edward Island, 1949, 12-1021, 7 p. (mostly statistical tables), processed, 10 cents. Fisheries Section, Industry and Merchandising Division, Dominion Bureau of Statistics, Ottawa, Canada, 1950. Reports on the fisheries of Prince Edward Island and gives the 1949 production of fish and shellfish, amount marketed, market forms, landed and marketed values, capital equipment of the fisheries, number of employees engaged in the fisheries, and the lobster pack for 1930-49.

Bibliography of Canadian Biological Publications for 1948, by J. Murray Speirs, J. M. Johnston, and Ruth Kingsmill, 127 p., printed. Research Council of Ontario, Toronto, Canada, December 1950. This is a bibliography of biological literature written during 1948 by Canadians or dealing with Canadian fish and wildlife. Of particular interest to the fishing industry are the subject headings: Fish; Fish Products and By-Products; Fisheries; Fisheries Management; Fishing; Apparatus; Conservation; Shellfish; and several other categories pertaining to fishery study and investigation. The bibliography is arranged alphabetically by subject with a cross index for authors. References are given for related material under other subject headings. An appendix lists a few 1946 and 1947 publications.

Biennial Report Florida State Board of Conservation, 1949-50, 62 p., illus., printed. Florida State Board of Conservation, Tallahassee, Florida. This publication on Florida's fishing activities relates that its fisheries have expanded rapidly with the economic growth and development of the State. Supplies are almost entirely salt-water species, and to protect these resources, the State Board of Conservation working with the U. S. Fish and Wildlife Service, has intervened to protect and regulate the taking of these products. The report considers, in the commercial fisheries section, the production and conservation of fish, shellfish, and sponges. Oysters are treated separately and there is a brief discussion of the production, exploration, development, and control of the oyster industry. Finally, there is a review of Florida's marine fisheries research, and fishery problems and needs. Most of the statistics given in this publication are for 1949.

(British Columbia) Provincial Department of Fisheries Report with Appendices (For the Year Ended December 31, 1949), 112 p., printed. Provincial Department of Fisheries, Victoria, B. C., 1950. The first section of this report is devoted to an analysis of British Columbia's 1949 production and value of fishery products. Canned salmon is considered in terms of total B. C. pack, peck by districts, and this is followed by a brief review of the salmon canning industry. The trend toward concentrating the canning of salmon in fewer plants has been enhanced by the transporting of salmon over greater distances, and by reducing the higher operating costs for canneries as a result of decentralization, according to this review. Also discussed are the other canning industries (pilchard, herring, tuna, and shellfish) and the production of processed fish (dry-salt salmon, mild-cured salmon, dry-salt herring, and pickled herring). Statistical information on the British Columbia halibut fishery is included. The review of the fish-oil and meal production considers fish-liver oil, pilchard, herring, and whale reduction; and the dogfish and offal rendering plants. Finally, the report discusses progress made in the various fishery investigations. In the Appendices, there are several short reports on various phases of the British Columbia fisheries, and the activities of the International Fisheries Commission and the International Pacific Salmon Fisheries Commission for 1949. Among the reports are included the following: "Contributions to the Life-History of the Sockeye Salmon (No. 35)," by A. Andrekson and D. R. Foskett; and "Results of the West Coast of Vancouver Island Herring Investigation, 1949-50," by J. C. Stevenson and J. A. Lanigan. The final 12 pages of the report are devoted to statistical and historical tables of the British Columbia fisheries.

Handbook of Emergency Defense Activities, 92 p., printed, 25 cents. National Archives and Records Service, General Services Administration, March 1951. (For sale by Superintendent of Documents, Washington 25, D. C.) This is a guide to Federal agencies all or part of whose functions are devoted to mobilization or to other related phases of the defense program. Included are brief organizational outlines and the names and addresses of officials of emergency defense agencies, the Department of Defense, and the United States Coast Guard, as well as a separate list of officials from whom information may be obtained concerning other Federal agencies.

How to Do Business in Denmark, 76 p., with maps, printed, E. C. A. Mission to Denmark, Copenhagen, Denmark, September 1950. (Available from the Office of Information, Economic Cooperative Administration, Washington 25, D. C.) This manual serves as a guide for those intending to trade with Denmark. It attempts to familiarize American businessmen with the prevailing import and export procedures. A picture is also presented of what the government requires potential Danish importers to do before they can order goods or pay for them. Of particular interest is trade information on: trade-marks, customs rules, duties and taxes, entry transit and warehousing, and penalties and disputes. A four-section appendix includes a directory of organizations in the U. S. and Denmark which can be of assistance to the exporter, traditional Danish imports and exports, and a partial directory of Danish importers.

How to Obtain Best Service from Food Cans, 16 p., printed. Can Manufacturers Institute, Shoreham Bldg., Washington, D. C., March 1951. This booklet emphasizes certain precautions which can be taken by canners and distributors of canned foods with a view to increasing the service life of cans and thus conserve the national food supply. Regardless of materials used in the manufacture of cans, but in view of the reduction in the weight of tin coating recently put into effect by the National Production Authority, certain precautions are necessary to secure the maximum service from containers. Presented in this booklet is a summary of recommended practices for prevention of external rusting and control of internal corrosion. Included is a discussion of corrosion attributable to canning practices and to storage conditions.

Index of Military Purchasing Offices (A Guide to Industry in Selling to the Military Departments), 16 p., printed. Central Military Procurement Information Office, Munitions Board, Department of Defense, The Pentagon, Washington 25, D. C. This is a revision of a previous guide. This new edition lists all commodities (including fishery products) which had been assigned by January 1 to one or more of the three departments for centralized procurement. Included in this pamphlet are the commodities along with the departmental purchasing offices to which they are assigned. This list does not contain all products purchased for military use. It is planned to revise this list periodically to reflect the latest purchase assignments.

"Lampreys Must Be Watched," by James Gowenlock, article, Louisiana Conservationist, March 1951, vol. 3, no. 7, pp. 17-8, illus., printed. Louisiana Department of Wild Life and Fisheries, New Orleans, La. This is a short article illustrating the different characteristics of three types of lampreys; namely, the chestnut, the brook, and the sea lamprey. The lampreys are divided into two groups, parasitic (chestnut and sea lamprey), and non-parasitic (brook). Although the dangerous sea lamprey presently playing havoc in the Great Lakes fisheries has not been found in the Mississippi Valley, lampreys of the chestnut species are appearing in unusual numbers in Louisiana waters, according to the author. While these lampreys have never been known to cause extreme damage, they are parasitic and destroy some fish. The paramount purpose of this article, however, is to alert fishermen to the danger involved should the sea lamprey penetrate into the Louisiana waters.

Light List Pacific Coast (United States, Canada, and Hawaiian and Outlying Pacific Islands), CG-162, 469 p.,

THESE PUBLICATIONS ARE NOT AVAILABLE FROM THE FISH AND WILDLIFE SERVICE, BUT USUALLY MAY BE OBTAINED FROM THE AGENCIES ISSUING THEM.

printed, \$1.25. U. S. Coast Guard, Treasury Department, Washington, D. C. (For sale by Superintendent of Documents, Washington 25, D. C.), 1951. This new edition lists lights, buoys, fog signals, radiobeacons, and daybeacons on the Pacific Coast of the United States, Alaska, Hawaiian Islands, and the outlying Pacific Islands of the United States. Lighted aids to navigation on the coast of British Columbia maintained by the Canadian Government are also included for the convenience of mariners. This light list is corrected to January 1, 1951.

"Nets in New York," article, New York State Conservationist, February-March 1951, vol. 5, no. 4, pp. 8-10, illus., printed, annual subscription \$1. Conservation Dept., State of New York, Albany 1, New York. A brief article illustrating the nets used by commercial fishermen in the State of New York to harvest their catch. There are eleven different types of nets sketched with a description of the net, principal species taken, and methods of employment. Nets considered are: funnel net, brook hoop net, otter trawl, gill net, drag net, trap net (short tunnel pound), fyke net, purse seine, and drift gill net. Physical dimensions are given for two of the nets.

"Newfoundland Fisheries 1950," article, Trade News, February 1951, vol. 3, no. 8, pp. 11-2, 18, processed, Department of Fisheries, Ottawa, Canada. This article sums up the Newfoundland fishing activity for 1950 with particular emphasis on cod, herring, lobster, salmon, squid, seal fishing, and whaling. Cod production decreased in 1950 since the fishermen were generally reluctant to exploit the plentiful supply because of the uncertainty of markets for salted cod. There was, however, a substantial increase in the production of frozen fish in answer to the expanding demand for these fishery products. Scarcity of herring and discouraging markets lowered Newfoundland's pack of pickled herring. Considerable quantities of squid present in 1950 were processed into bait stocks, with the remainder of the catch going into dried squid. The decrease in oil production, the article goes on to state, is attributed to the decrease in cod, seal, and whale production; and also as a result of low marine oil prices at the beginning of 1950. Fish-meal production has steadily increased from year to year. The salmon and lobster fisheries proved to be highly remunerative in both value and volume for the fishermen. The article also embodies a short discussion of the Canadian fishery inspection, patrol boats, and bait services.

"Notes on Marking Live Fish with Biological Stains," by Arnold Dunn and Colt M. Coker; article, Copeia, March 21, 1951, no. 1, pp. 28-31, illus., printed, American Society of Ichthyologists and Herpetologists, Museum of Zoology, University of Michigan, Ann Arbor, Michigan, single copies \$1.50. This is a report on the experiments conducted at the Chesapeake Biological Laboratory in an effort to develop effective dye-marking procedures. The authors conclude that the dye showing greatest promise for permanent or semi-permanent marking of fish was Trypan Blue, and that its usefulness will be extended when a suitable method of applying symbols is worked out. However, the authors point out that some differences in response to the dyes by different species of fish were observed. There is the possibility that some dyes could be used to mark fry and young fingerlings so that they would be distinguishable at later growth stages.

Operation of the Trade Agreements Program (Third Report April 1949-June 1950), Report No. 172, Second Series (OPO Cl. No. TC 1.9: 172), 174 p., printed, 45 cents. U. S. Tariff Commission, Washington, D. C. (For sale by Superintendent of Documents, Washington 25, D. C.), 1951.

Under each of the successive Executive Orders, 9832 of February 25, 1947, 10004, of October 5, 1948, and 10082 of October 5, 1949, the Tariff Commission has been re-

quired to submit to the President and to the Congress, at least once each year, a report on the operation of the trade agreements program. In compliance with those orders, the Commission submitted its first report in April 1948. That report covered the period from June 1934 through April 1948. The second report, covering the period May 1948 to April 1949, was submitted in June 1949.

The Commission's third report covers the period from April 1949 through June 1950. It deals mainly with trade-agreement legislation enacted during the period covered; developments respecting the General Agreement; plans for the accession of new parties to the General Agreement and for negotiations with such parties; the character and scope of the Ancey tariff negotiations; the concessions granted and obtained by the United States at Ancey; the effect of trade-agreement concessions on the United States tariff; preparations for the multilateral trade agreement negotiations at Torquay, England, which began in late September 1950 and are still (March, 1951) in progress; changes in tariffs and application of quantitative restrictions and exchange controls by countries with which the United States has trade agreements; and United States measures which affect imports of trade-agreement items. Fishery products are mentioned as a group in several places in this report.

The principal change in United States legislation affecting trade agreements during the period covered by the third report was the enactment of the Trade Agreements Extension Act of 1949, which was approved September 26, 1949. This act repealed the Trade Agreements Extension Act of 1948 and extended the President's authority to negotiate trade agreements for a period of 3 years from June 12, 1948. The report traces the legislative history of the act, describes its provisions, and discusses Executive Order 10082, which established procedures for the administration of the new law.

Although no amendments to the general provisions of the General Agreement were adopted during the Third Session of the Contracting Parties at Ancey, a number of consultations and discussions relating to those provisions were held. These consultations and discussions are summarized in the Tariff Commission's report.

The report covers in detail the events leading to the Ancey conference and the preparatory work for it done by the Tariff Commission and other agencies. It discusses at length the concessions granted and obtained by the United States at Ancey, and the effect of all trade agreement concessions (including the Ancey concessions) on the level of the United States tariff. A chapter is devoted to the preparations by Contracting Parties to the General Agreement for the third round of multilateral trade agreement negotiations at Torquay.

The report then deals with certain trade controls applied by various countries with which the United States has trade agreements, in the light of their effect on the trade-agreement obligations of those countries. Such controls include both tariffs and such non-tariff trade controls as quantitative restrictions and exchange controls.

The concluding chapter discusses United States measures affecting imports of trade-agreement items, including increases in United States import duties on trade-agreement commodities, requests for action under the "escape clause" of the General Agreement on Tariffs and Trade, and the application of non-tariff trade controls by the United States.

Review of Kenya Fisheries, 1948 and 1949, by Hugh Copley, 57 p., printed, 2 shillings (about 28 U. S. cents). The Government Printer, Nairobi, Colony and Protectorate of Kenya, 1950. While the commercial fishing of this British Colony is rather limited, this publication reveals the inland commercial fisheries of Lake Baringo, some rivers, and the coastal producing areas. The

THESE PUBLICATIONS ARE NOT AVAILABLE FROM THE FISH AND WILDLIFE SERVICE, BUT USUALLY MAY BE OBTAINED FROM THE AGENCIES ISSUING THEM.

techniques for fishing and marketing the products are rudimentary because of the existing social and economic conditions. Tables give the 1949 estimated catch and number of fishing craft operating on the Kenya coast, and total catches from Lake Baringo. The principal commercial fresh-water species is tilapia, although the publication suggests that a more intensified exploitation could be undertaken for barbus, catfish, and eel. The coastal fisheries are also very limited in scope, the primary species being shark, mullet, crayfish, kingfish, rock cod, and snappers. Some data on catch by species and gear, number of fishermen, and number of boats are given. The industry remains, however, very underdeveloped and steps are being taken by the Government to improve the productivity of these valuable resources. Several sections of the publication are devoted to the sport fishing of trout, and the biological and restocking efforts being conducted by the Colonial Game Department and other organizations on these fish. In the appendix, historical tables are devoted mainly to the annual yield of trout by river and area, and the results of a trout and char hatchery.

Swedish Haddock Fishery During Three Decades, by Arvid R. Molander, Series Biology, Report No. 1, 40 p., illus., in English and Swedish. Fishery Board of Sweden, Stockholm, Sweden, 1950. A compilation of available statistical data concerning the Swedish haddock fishery

from 1920 through 1948 is presented in this booklet. Based on the statistical returns of the landings of haddock at the Gothenburg fishing port, the object is to show the changes that have been observed in the haddock fishery. Included is the yield of the haddock fishery 1920-1948; the haddock fishery in the Skagerrack and Cattegat; distributions as to size of the haddock in the catches; the distribution of the haddock fishery for the different months of the year; and distribution of the catches of haddock in the different fisheries.

TRADE LISTS

The Commercial Intelligence Branch, Office of International Trade, U. S. Department of Commerce, has published the following mimeographed trade list. Copies of this list may be obtained by firms in the United States from that Office or from Department of Commerce field offices at \$1.00 per list.

Oils (Animal, Fish, and Vegetable) Importers, Dealers, Producers, Refiners, and Exporters - Columbia, 17 p., (February 1951); lists the names and addresses, products handled, and the size of Columbian producers of and dealers in animal, fish, and vegetable oils.



CONTENTS, CONTINUED

	PAGE		PAGE
FOREIGN (CONTD.):		FEDERAL ACTIONS (CONTD.):	
NORWAY:		ECONOMIC STABILIZATION ADMINISTRATION:	
ANTARCTIC WHALING, 1950-51 .....	54	OFFICE OF PRICE STABILIZATION (CONTD.):	
NORWAY'S BIGGEST COOPERATIVE VENTURE .....	55	HIGHER FREIGHT COSTS TO BE ABSORBED BY SELLERS .....	62
COD CURSE SEINING REPORTED SUCCESSFUL .....	55	REPORTS OF CEILING PRICE VIOLATIONS TO BE INVESTIGATED, CPR 7 (RETAIL CEILING PRICES FOR CERTAIN CONSUMER GOODS) AMENDED .....	63
PERU:		FAITY ACIDS CEILING-PRICE REGULATION PROVISIONS DISCUSSED .....	63
NEW REGULATIONS FOR IMPORTATION AND SALE OF AQUATIC FOOD PRODUCTS .....	56	DEPARTMENT OF THE INTERIOR:	
REPUBLIC OF THE PHILIPPINES:		DEFENSE FISHERIES ADMINISTRATION:	
EXCHANGE TAX REFUND FOR CANNED FISH .....	56	ALASKA SALMON CONCENTRATION ORDER NOT TO BE INSTITUTED IN 1951 .....	64
UNITED KINGDOM:		FISHERY ADVISORY GROUP MEETS WITH DPA OFFICIALS .....	64
NEW QUICK-FREEZE FACTORY SHIP .....	56	INTERSTATE COMMERCE COMMISSION:	
UNION OF SOUTH AFRICA:		DECISION CONTINUES EXEMPTION OF MANY TRUCKS CARRYING FRESH AND FROZEN FISH .....	65
NEW INDUSTRY FOR ALGINATE MAY BE ESTABLISHED .....	57	INCREASED EXPRESS CHARGES AUTHORIZED .....	65
FEDERAL ACTIONS: .....	58	FISH MEAL NOT SUBJECT TO RAILROAD LOADING REQUIREMENTS .....	65
DEPARTMENT OF COMMERCE:		DEPARTMENT OF STATE:	
IMPORTED FISHERY PRODUCTS ESSENTIAL TO THE UNITED STATES .....	58	FISHERIES NOT TO BE SPECIFICALLY INCLUDED IN JAPANESE PEACE TREATY .....	66
NATIONAL PRODUCTION AUTHORITY:		TERMINATION OF TRADE AGREEMENT WITH COSTA RICA .....	67
INTENSIFIED MEASURES TO ASSURE COMPLIANCE WITH REGULATIONS .....	58	CANNED FISHERY PRODUCTS .....	70
SULFURIC ACID PLACED UNDER LIMITED ALLOCATION .....	58	LANDINGS AND RECEIPTS .....	70
MAINTENANCE, REPAIR, AND OPERATING SUPPLIES ORDER AMENDED .....	59	COLD STORAGE HOLDINGS AND FREEZINGS OF FISHERY PRODUCTS .....	71
CAN MANUFACTURERS REPORT PARTIAL SUCCESS IN CONVERTING FACILITIES TO SOLDER BLACKPLATE .....	60	PRICES, IMPORTS, AND BYPRODUCTS .....	73
FISHING TACKLE INDUSTRY REQUESTS RELIEF FROM BASIC METALS REGULATIONS .....	61	RECENT FISHERY PUBLICATIONS: .....	74
ECONOMIC STABILIZATION ADMINISTRATION:		FISH AND WILDLIFE SERVICE PUBLICATIONS .....	74
OFFICE OF PRICE STABILIZATION:		MISCELLANEOUS PUBLICATIONS .....	74
COLD STORAGE INDUSTRY REQUESTS NEW CEILING PRICE REGULATION .....	61		
ENFORCEMENT ACTIVITIES TO BE ADMINISTERED FROM WASHINGTON HEADQUARTERS .....	62		

Illustrator-- Gustaf T. Sundstrom

Compositors-- Jean Zalevsky, Carolyn Wood, Betty Cookley


Photograph and sketch credits: Cover--Shige; pp. 1, 2, 4, and 5--Wm. C. Herrington; p. 3--Sydney Shapiro; pp. 36 and 37--Wm. T. Hutchins; p. 40--courtesy of Courier-Journal and Louisville Times.

COMMERCIAL SALMON TROLLING

3 9088 01018 1261

Troll fishing on the Pacific Coast essentially involves the use of a moving lure or baited hook at a desired depth in the water.

Commercial Salmon Trolling, Fishery Leaflet 387, recently issued by the Service's Branch of Commercial Fisheries, explains the gear and methods used in the Pacific Coast commercial salmon troll fishery. This 8-page illustrated publication describes the main trolling line, the leaders, bait and baiting, use of stabilizers, and actual fishing operations. Illustrations accompany many of the descriptions.



TROLLING CRAFT, SHOWING POSITION OF POLES WHILE FISHING AND WHEN UPRIGHT

In the fifty years following the discovery that king or chinook and silver or coho salmon would strike a moving lure or bait, the troll fishery has developed into one of the most extensive fisheries on the Pacific Coast. It now extends from

central California to southeastern Alaska, and during recent years has involved as many as 3,400 United States trolling craft.

Commercial trolling craft vary considerably in size and design, but the usual length is from 30 to 60 feet. Whereas the earlier craft were generally of a double-end design, i.e., both the bow and stern pointed, the recent trend has been toward the horseshoe-type stern. Irrespective of size and design, however, a trolling craft can always be identified by the long upright poles which are used to keep the lines clear of the boat.

Free copies of Fishery Leaflet 337 are available upon request from the Division of Information, U. S. Fish and Wildlife Service, Washington 25, D. C.

*Johnston, M.A.*  
*Woods Ave. Bk.*  
*Mr. Johnston*  
 Cherry Chase 15, Md.

*P.T. #1*

114 W. Thornapple St.

Robert H. Gibbs, Jr.

Form MMA - 5/51 - 2,925

Permit No. 1015

OFFICIAL BUSINESS

FISH AND WILDLIFE SERVICE

WASHINGTON 25, D. C.

DEPARTMENT OF THE INTERIOR  
 UNITED STATES