

p-4




JOHN A. SEAVERNS

J A SEAVERNS
7 ATWOOD ST
WELLESLEY MASS



THE
Compleat Horseman
Abridg'd.



THE
Compleat Horseman:
OR,
Perfect Farrier.

IN TWO PARTS.

PART I. Discovering the surest Marks of the Beauty, Goodness, Faults, and Imperfections of Horses; the best Method of Breeding and Backing of Colts, making their Mouths, Buying, Dieting, and otherwise ordering of Horses.

The Art of Shoeing, with the several Sorts of Shoes, adapted to the various Defects of Bad Feet, and the Preservation of Good.

The Art of Riding and managing the Great Horse, &c.

PART II. Contains the Signs and Causes of their Diseases, with the true Method of Curing them.

Written in *French* by the *Sieur de SOLLETSEL*, Querry to the late King of *France*, and one of the Royal Academy of *Paris*.

Abridged from the *FOLIO* done into *English* by
Sir *WILLIAM HOPE*.

With the Addition of several excellent Receipts, by our best Farriers; and Directions to the Buyers and Sellers of Horses.

The Third Edition Corrected.

Illustrated with several *COPPER PLATES*.

L O N D O N:

Printed by *J. B.* for *R. Bonnick, T. Goodwin, J. Walboe, M. Wotton, S. Manship, J. Nabolsen, R. Wilkin, B. Tooke, R. Smith, and T. Ward.* 1717.

THE
P R E F A C E.

OF all the Books of Horsemanship yet extant, Mr. Solleysel's Compleat Horseman is justly accounted the best. The Reception it met with, not only in the Original French, but in the English and other Translations, is sufficient Evidence of its distinguishing Merit. The Author was a Person who made it his business to improve all the Parts of Horsemanship, and succeeded so well in that Profession, that not only the French Court, and the Academies of Paris, but even the Persons of Quality of other Nations, particularly the Incomparable Duke of Newcastle, paid him the Defe-
rence that was due to the Character of a Master in that way. Till the Eighth Edition of this Book was publish'd, the World was misled by the false Opinions and Practices that blind Custom had establish'd. Remedies were prescrib'd by roat, and the Plea of Antiquity stifled the proper Prescriptions. Had a Person of less Authority than our Author offer'd to withstand the Current, the Crowd of Opiniative Farriers had been

The PREFACE.

too hard for him: But the Character he bore, the Weight of his Reasons, and the Certainty of his Experience, were Proof against all Opposition.

To instance in one or two Things: The Custom of Gartering for Foundering in the Feet has been us'd among Farriers time out of Mind; but he makes it appear, that 'tis more prejudicial than serviceable. In like manner, when a Horse is strain'd in the Shoulder, they used to tie up the sound Leg, to oblige him to make use of the affected one; and if he was strain'd in the Haunch, they were wont to make him draw in the Harrows: Now he plainly makes out the Perniciousness of that Custom, which only redoubles the Pain of a Part that's already oppress'd. Farther, if a Horse vomits Matter at the Nose, they used to call it the Glanders, tho' perhaps 'tis nothing but a Cold: And even in the Glanders they plac'd the Cure in removing the Kernels, which are only the Effect, and not the Cause of the Distemper; and then pretended to thwart the Course of Nature by repeated Purgation. 'Twere easy to muster up an Infinity of such Discoveries which are only owing to the Sieur de Solleysel. That

The PREFACE.

That all Persons may enjoy the Benefit of so useful a Book, we here present the World with an Abridgement of it. Those who grudge the Price of the Original, or are scared by its Length, may here gratify their Curiosity, without any considerable Loss either of Money or Time.

The First Part of this Performance contains the necessary Directions for Buying, Keeping, Shoeing, Bitting, and Breeding all sorts of Horses for any Service whatsoever.

The Second Part contains the Description and Cure of the Diseases incident to Horses. In regard, the Excellency of this Part consists in the Receipts, which are infinitely preferable to all others; we have taken a particular Care to make such a Collection as will answer all the Distempers of Horses, by what Names soever they may be distinguish'd. Where a Disease retains to another, or is not known in England, we pass slightly over it. To multiply the Names of Distempers, and the Numbers of Receipts, does more harm than good: A few such Remedies as these, if wisely manag'd, will do more Service than all the numerous Prescriptions of other Authors. 'Tis true,

The P R E F A C E.

Some of these Receipts are very Chargeable ; but they are always accompany'd with others of an easier Purchase ; besides, those who keep fine Horses will not grudge to advance upon the Price, when they are so sure of having a good Medicine. Our Author, who liv'd in a Wine Country, commonly prescribes Wine for a Vehicle : But in this Country that affords Ale, we may make use of it instead of Wine, in most cases.

In fine, We have left out nothing that was material or useful ; being directed in that point by a Person, whose Judgment and Experience we could safely trust.

These two Parts contain the Substance of Mr. Solleyfel's Compleat Horseman ; to which we have added two Supplements ; one to the first Part, being A Treatise of the Art of Riding, of which Mr. Solleyfel has little or nothing : And another to the Second, containing an additional Description of some Diseases, and the Receipts of some noted Medicines ; both of 'em collected from the best Authors upon those Subjects. These were thought proper to be added, that nothing might be wanting to render this Performance the compleatest of its kind.

T H E
C O N T E N T S
 O F
P A R T. I.

T HE Introduction.	Page 1.
Chap. I. <i>The Names of the Parts of a Horse.</i>	ibid.
Chap. II. <i>How the Parts of a Horse should be framed.</i>	4
Chap. III. <i>How to know a Horse's Age while he hath Mark.</i>	14
Chap. IV. <i>How to know the Age of a Horse which is past Mark, Shell-tooth'd, or Hollow-tooth'd, or whose Mark is counterfeited.</i>	17
Chap. V. <i>Of the Eyes.</i>	22
Chap. VI. <i>A Continuation of the knowledge of Faults and Imperfections in Horses, and what is to be observ'd in buying them.</i>	26
Chap. VII. <i>How to know when a Horse's Legs are good.</i>	28
Chap. VIII. <i>How to know a Horse's Feet.</i>	41
Chap. IX. <i>How to know if a Horse be well-bodied, or have a good Belly.</i>	47

The CONTENTS.

- Chap. X. *How to know when a Horse's Flanks are altered and out of order.* 49
- Chap. XI. *How to know when a Horse is right planted on his Limbs; and if he walks or treads well.* 53
- Chap. XII. *How to know if a Horse's Mouth be good.* 57
- Chap. XIII. *How to judge of a Horse's Vigour and Agility.* 58
- Chap. XIV. *After what manner a Man should mount, and try a Horse he intends to buy.* 60
- Chap. XV. *Of the different Colours of Horses, With some Observations that may be drawn from them.* 63
- Chap. XVI. *Of White Feet, Stars, Blazes, Feathers.* 66
- Chap. XVII. *How to know if a Horse have a good Appetite, or be subject to the Tick.* 68
- Chap. XVIII. *Directions for preserving Horses sound upon Travel.* 70
- Chap. XIX. *Directions for preserving Horses after a Journey.* 78
- Chap. XX. *How to recover Horses which are harassed and lean, after a long Journey.* 80
- Chap. XXI. *Of the Art of Shoeing, or, The true and exact Method of Shoeing all sorts of Feet, be they never so bad and deformed.* 81
- Chap. XXII. *How to pare the Feet well, fit the Shoes, and drive the Nails.* 83
- Chap. XXIII. *Of low Heels, tender Feet, and other kinds of bad and imperfect Feet.* 86
- Chap. XXIV. *Of flat Feet, and such as have their Soles round and high.* 89
- Chap.

The C O N T E N T S.

- Chap. XXV. *How Horses that are Hoof-bound, or Narrow-heel'd, should be shod.* 98
- Chap. XXVI. *How Horses which have Clefs in their Quarters, commonly called False-Quarters, are to be shoed.* 107
- Chap. XXVII. *Of shoeing Horses whose Fore-Legs, from the Knees to the Coronets, go in a straight Line, and appear as if they were all one Piece: As also of those whose Pastern-joints bend so far forwards that they appear to be dislocate.* 110
- Chap. XXVIII. *Of Arched Legs.* 115
- Chap. XXIX. *How to shoe Horses which tread only upon the Toes of the Hind-Foot; as also those which Trip or Stumble.* 116
- Chap. XXX. *How to shoe Horses which have been founder'd in the Feet.* 118
- Chap. XXXI. *Of Calkins.* 119
- Chap. XXXII. *How to shoe Horses which cut or interfere.* 120
- Chap. XXXIII. *Of Purgings.* 122
- Chap. XXXIV. *Of Clysters.* 125
- Chap. XXXV. *Of Bleeding Horses, and Precautions to be observed therein.* 128
- Chap. XXXVI. *How to judge of the Quantity and Quality of Blood.* 133
- Chap. XXXVII. *Of Bitts.* 135
- Chap. XXXVIII. *Of Branches.* 139
- Chap. XXXIX. *A Discourse of Breeding, and how to raise a good and beautiful Race of Horses.* 144
- Chap. XL. *When Foals are to be wean'd, or separated from their Dams, and how they are to be ordered.* 150
- Chap.

The CONTENTS.

- Chap. XLI. *The Ancient Method of preparing Running Horses.* 153
Chap. XLII. *The Modern way of preparing Running Horses.* 157
Chap. XLIII. *Of Ambling.* 175
Chap. XLIV. *Of the Vices of Horses, and how to correct and remedy them.*
-

The CONTENTS of the Treatise of the Art of Riding.

- C**Hap. I. *Of what Stature and Age a Horse should be that is design'd for the Manage.* 187
Chap. II. *A Description of the Natural Paces of a Horse.* 189
Chap. III. *Of all the Artificial Motions which a Horse can make.* 191
Chap. IV. *Of the true Seat a Man should keep on Horseback.* 193
Chap. V. *The true Method of suppling a Horse's Shoulders, or first riding him upon Circles.* 194
Chap. VI. *How to stop a Horse and make him go back.* 189
Chap. VIII. *How to make a Horse sensible and obedient to the Heels, and to answer exactly the Spurs.* 200
Chap. VIII. *The true and exact Method to make a Horse go Terra a Terra.* 206
Chap. IX. *Of changing upon Demi-Volts.* 209
Chap.

The CONTENTS.

Chap. X. <i>Of Pesates.</i>	210
Chap. XI. <i>For Corvets straight forwards, sideways, backwards, and upon the Volts.</i>	212
Chap. XII. <i>Of the Capriole, Croupade, Balotade, and a Step and a Leap.</i>	216
Chap. XIII. <i>Of the Piroyte.</i>	218
Chap. XIV. <i>Of Passades.</i>	219
Chap. XV. <i>A new Invention to dress Horses upon all Ayres, by the help of one single Pillar.</i>	221
Chap. XVI. <i>Of the several Helps and Corrections with the Spurs.</i>	223

T H E
C O N T E N T S
O F
P A R T I I.

T HE <i>Introduction.</i>	Page 225
Chap. I. <i>Of the Disorders of the Mouth; namely the Lampas, Barbs, Wolves-Teeth, and Wounds in the Mouth.</i>	226
Chap. II. <i>Of a loathing of Food, or want of Appetite.</i>	229
Chap. III. <i>Of the Strangles.</i>	232
Chap. IV. <i>Of a Cold and Cough.</i>	235
Chap. V. <i>Of the Glanders.</i>	239
Chap. VI. <i>Of the Diseases of the Eyes.</i>	242
Chap. VII. <i>Of a Hæmorrhagy, or Bleeding.</i>	246
Chap. VIII. <i>Of the Vives</i>	248
Chap. IX. <i>Of the Cholick, Fret, or Gripes.</i>	250
Chap. X. <i>Of an immoderate Flux of Urine; and of a staling or pissing of Blood.</i>	257
Chap. XI. <i>Of the Stavers and Giddiness.</i>	259
Chap. XII. <i>Of Strains or Wrenches in the Shoulders or Hips.</i>	261

Chap.

The CONTENTS.

Chap. XIII. <i>Of broken, stiff, tired, decayed, bruised, or swell'd Legs.</i>	263
Chap. XIV. <i>Of Melanders, Selanders, Splents, Wind-galls, Farcey-knots, and other Swellings.</i>	270
Chap. XV. <i>Of an Attaint or Over-reach.</i>	275
Chap. XVI. <i>Of the Scratches.</i>	277
Chap. XVII. <i>Of the Ring-bone.</i>	278
Chap. XVIII. <i>Of Vices of the Feet and Hoofs; particularly sublated Feet; and of Pricks made with Stubs or Nails in Shoeing, or in the Streets.</i>	280
Chap. XIX. <i>Of scabb'd Heels or Frush; and of the Crown-scab and Mange.</i>	285
Chap. XX. <i>Of the Hoof-bound, or of wasted and shrunk Feet.</i>	288
Chap. XXI. <i>Of all sorts of Wounds and Hurts.</i>	290
Chap. XXII. <i>Of the Bitings of mad Dogs and venomous Beasts.</i>	304
Chap. XXIII. <i>Of a Cough.</i>	307
Chap. XXIV. <i>Of Obstructions of the Lungs, Fevers, and other Sickneses occasioned by Foundering.</i>	309
Chap. XXV. <i>Of the Preparations and Vertues of Crocus Metallorum, Sal Polychrest, and the Golden Sulphur of Antimony.</i>	312
Chap. XXVI. <i>The Method of fattening Horses.</i>	318
Chap. XXVII. <i>Of the Palpitation of the Heart.</i>	319
Chap. XXVIII. <i>Of Fevers.</i>	322
Chap. XXIX. <i>Of the Farcin.</i>	325
Chap.	

The CONTENTS.


- Chap. XXX. *Of the Ebullition of the Blood, or Blood-running Itch.* 327
- Chap. XXXI. *Of the Molten Grease.* 328
- Chap. XXXII. *Of Worms, Potts, or Truncheons, bred in the Body of a Horse.* 333
- Chap. XXXIII. *Of swaying of the Back, and Falls.* 334
- Chap. XXXIV. *Of the Swelling of the Cods or Stones; and of bruis'd or hard Stones.* 336
- Chap. XXXV. *Of the Lask, Loofness, or Flux of the Belly.* 340
- Chap. XXXVI. *Of the Falling of the Fundament.* 345
- Chap. XXXVII. *Of Warts, Chops, Pains, Ratt-tails, Mules, and other foul and Watery Sores in a Horse's Legs; and of swollen and gouty Legs, occasion'd by such Sores: Together with a Description of the Composition and Vertues of the White Honey-Charge.* 345
- Chap. XXXVIII. *Of Halter-Cast.* 352
-

The CONTENTS of the Appendix.

O <i>F the Anticor.</i>	353
<i>Of Blymes.</i>	355
<i>Of Seymes or False-Quarters.</i>	356
<i>Of the Curb.</i>	357
<i>Of a Jardon.</i>	ib.
<i>Of a String-halt.</i>	358
<i>Of the Bone-spavin.</i>	ib.
<i>Of the Blood-spavin.</i>	259
<i>Of the Hough-bonny.</i>	360
<i>Of a Cramp.</i>	ib.
<i>Of the over stretching or relaxation of a Sinew.</i>	361
<i>Of Gaunt-belly'd or Light-belly'd Horses.</i>	ib.
<i>Of the Ambury.</i>	362
<i>Of the Cords.</i>	ib.
<i>Of the Hungry-Evil.</i>	363
<i>Of the Stag-Evil, or Palsie in the Jaws.</i>	ib.
<i>Of Crepances.</i>	364
<i>Of the Stones drawn into the Body.</i>	ib.
<i>Of the Head-Ach.</i>	365
<i>Of an Apoplexy or Palsie.</i>	ib.
<i>Of the falling of the Crest, Manginess of the Mane, or the shedding of the Hair.</i>	366
<i>Of a Canker in the Nose, Mouth, or any other part of the Body.</i>	ib.
<i>Of the Poll-Evil.</i>	ib.
<i>Of the Colt-Evil, or burning by a Mare.</i>	367
<i>Of</i>	

The CONTENTS.

<i>Of a Stoppage of Urine in Cholicks.</i>	367
<i>Of Gauling between the Legs.</i>	ibid.
<i>Of Lice.</i>	368
<i>Of a foul'd or furr'd Yard.</i>	ibid.
<i>Of the Stiffing.</i>	ibid.
<i>Schmit's Ointment for restoring the Hoof.</i>	369
<i>Neatherd's Ointment for the Mange.</i>	371
<i>Countess's Ointment for healing Sores in the hairy Part of the Foot.</i>	372
<i>Duke's Ointment for all hot Swellings and Inflammations.</i>	373
<i>The ripening Ointment, call'd Basilicum.</i>	374
<i>The liquid Caustic.</i>	ibid.
<i>The true Ointment of Montpelier.</i>	375
<i>An excellent Powder for Purfive Horses.</i>	ibid.



In the Plate is contained First the Part of a Horse, by which is known the Name of all the particular Parts, with the several Combs and Grooms, a Horse's Body, each part being marked with a distinct Figure, all which are explained in the following Chapters. Secondly a representation of the most necessary & Useful Instruments to a Stable, a Comb, a Wash Sheet, a Horse's Kit.

Plate I.

Part I. Chap I.

A Sheet, Main Cloth, & Hoofing Fork

A Washing Saddle

A Hair Cloth

A Brush

A Horse Comb

A Pair of

A Main Comb and Sponges

A Sweeping Knife

A Picking Iron for the feet


A Groom's Bill

A Washing for French or English

A Wash Sheet or a Washing Bill

A Pair of Tunnels or Cavalier's Spectacles for a Horse's Eyes

A Scurf



T H E
Compleat Horseman :
O R,
Perfect F A R R I E R.

P A R T I.

The I N T R O D U C T I O N.

AMongst all the Creatures, there is none which yields more Profit and Pleasure to Man than the Horse ; yet oftentimes, for want of Skill to ride him, or through Negligence in his Diet or Dressing, or by Watring him unseasonably, or any other Accident, he becomes unserviceable. The preventing of which, is the design of the ensuing Treatise.

C H A P. I.

The Names of the Parts of a Horse.

TO say nothing of the Ears, Eyes, &c. as being Parts well known, I shall begin first with the *Barrs* of his Mouth, which are a part of the Gums, but without any Teeth, so that Nature

B seems

4 *The Compleat Horseman : or,*

The *Coffin-bone* is that Bone which is to the Foot as a Heart or Kernel. It is quite surrounded and covered by the Hoof, Frush, and Sole, and is not perceived when even the Horse's Sole is quite taken out, being covered on all sides by a Coat of Flesh, which hinders the Bone from appearing.

It now remains to speak of the *Hind-Legs*, in which are,

The *Stiffle* or great Muscle, is that part of the Hind-Leg which advances towards the Horse's Belly, and is a most dangerous Part to receive a Blow upon, marked 27.

The *Thigh* or *Gaskoin* beginneth at the *Stiffle*, and reaches to the *Ply*, or bending of the *Hamme*; and is contained between the Figures 27, and 29.

The *Hamme* or *Hough* is the *Ply* or bending of the Hind-Leg, marked 29, and comprehends likewise the Point behind and opposite to the *Ply*, called the *Hock*, marked 30.

The place where a *Selender* comes is marked 29.

The place where a *Spavin* comes, which is a little beneath the *Ply*, and in the inside, is marked 31.

From the *Hamme* to the Pastern Joint, is that part of the Leg which in the Fore-Legs is called the *Shank*, but in the Hind the *Instep*, marked 33.

C H A P. II.

How the Parts of a Horse should be framed.

THE *Head* should be small, narrow, lean and dry. Every Horse with a big Head may be apt to rest and loll upon the Bridle, and thereby in a Journey incommode the Hand of the Rider. Besides, he can never appear well with a big Head, unless he have also a very long and well-turned Neck.

of

Of the Ears.

The *Ears* should be little, narrow, straight, and hardy, and the whole substance of them thin and delicate. They should be placed on the very top of the Head, and their Points when stiled or pricked, should be nearer than their Roots. When a Horse carries his Ears pointed forwards, he is said to have a bold, hardy, or brisk Ear. Also when a Horse travels, he should keep them firm, and not (like a Hog) mark every step by a motion of his Ears.

Of the Forehead.

The *Forehead* should be somewhat broad : Some would have it a little raised ; but in my opinion a flat Forehead is most beautiful. Those Horses called *Dish-faced*, have the fore-part of their Head, from a little below their Eyes, to the place where the Nose-band of the Bridle resteth, low and hollow : Such Horses are commonly durable, but very often stubborn and ill-natur'd.

A Horse should have in his Forehead, that which we call a *Feather*, which is a natural frizzling or turning of the Hair. If he have two that are near or touch, the Mark is so much the better.

Some People fancy, that if the Feather be below the Eyes it is a sign of a weak sight. But Experience will discover the uncertainty of this Observation.

If a Horse be neither White, Dappled, nor approaching those Colours, he should have a Star or Blaze in his Forehead : It being a defect not only for the Beauty, but oft-times for the Goodness of a Horse of any dark colour, to be without one,

Of the Eye-pits.

The *Eye-pits* should not be too much sunk, for if they are deep and hollow they are ugly, and make

6 *The Compleat Horseman: or,*

the Horse appear to be old. Horses that come of an old Stallion, have it from their very Youth, some more, some less.

Of the Eyes.

The *Eyes* which are bright, lively, full of fire, and pretty large and full, are most esteemed: Those which are very big are not the best, neither should they be too goggling or staring out of the Head, but equal with it, and have a large and full pupil or ground.

Moreover, the Eye should be resolute, impudent, and brisk: A Horse to appear well should look on his Object fixedly, and with a kind of disdain, and not look another way. In the Eye is also discovered his Inclination, Passion, Malice, Health and Indisposition. When the Eyes are sunk, or that the Eye-brows are too elevate, and as it were swell'd, it is a sign of viciousness and ill-nature. Such kind of Horses have a melancholy Countenance, but are commonly of great Fatigue.

The Eye is the most tender and delicate part of the whole Body, being the last which is formed in the Womb, and the first that dies.

Of the Jaw-bones.

The *Jaw-bones* should be narrow and lean, the distance betwixt them at the Throat should be large and hollow, that he may the better place his Head. If the Jaw-bone be too square, that is, if there be too great a distance betwixt the Eye and that part of it which toucheth his Neck, it is not only ugly and unbecoming, but also hinders him from placing his Head. And if there be but little distance betwixt the Jaw-bones, then as soon as you pull the Bridle to bring his Head into its most becoming posture, the Bones meeting with his Neck, will hinder him, especially if he have also with that Imperfection, a short and thick Neck.

Of the Muzzle.

From that part where the Nose-band of the Bridle resteth, which is somewhat below the middle of the Jaw-bone, and where it begins to straiten and become narrow : I say from that part to his *Muzzle* he should have nothing but Skin and Bone, and the smaller the better : Therefore People commonly say he should be able to drink out of a Beer-Glass, by reason of the smallness of his *Muzzle*.

A Horse's Head should not be too long ; but the chief thing is a good On-set, that he may be able to bring it into its natural Situation, which is, that all the forepart of the Head, from the very Brow to the Nose. be perpendicular to the Ground, so that if there were a Plummet applied to it, it would but just shave or raze it.

Of the Nostrils.

The *Nostrils* should be large and extended, so that the Red within them may be perceived, especially when he Sneereth. The wideness of the Nostril doth not a little contribute to easiness of Breathing.

Of the Mouth.

The *Mouth* should be indifferently well cloven ; when it is too much, there is great difficulty so to bitt a Horse as that he may not swallow it, as we say. And if he have a little Mouth, then with difficulty can the Mouth of the Bitt be right lodged in it.

Of the Tongue.

The *Tongue* should be small, otherwise it will be difficult to keep the Bitt from pressing it, which making the Tongue to extend over his Barrs and cover them, will render his feeling of the pressure of the Bitt dull, by hindring its operation and effect upon the Barrs.

Of the Barrs.

The *Barrs* should be sharp-ridged, and lean ; for all the subjection which a Horse suffers by the Bridle, proceeding from the *Barrs*, if they have not the above-mentioned Qualities, they will be very little, or not at all sensible, so that he can never have a good Mouth. For if they be flat, round, and unsensible, the Bitt will not work its effect, and to take hold of such a Horse by his Tail, or by the Bridle, to govern him will prove much about one.

Of the Channel.

The *Channel* or hollow betwixt the under Jaws, should be large enough to contain his Tongue, that it be not pressed with the mouth of the Bitt, which should always have a little liberty in the middle of it.

Of the Palate.

His *Palate* should be lean, for if it be fat, that is, if it be full and high, so that it be almost equal with the extremities of his upper Teeth, the least height in the liberty of a Bitt will incommode him, and will make him either chack in the Bridle, and be always throwing up of his Head, or otherwise carry it too low, which, besides the deformity, will much incommode the Hand of the Rider.

Of the Lips.

Thin and little *Lips* contribute to a good Mouth, but the contrary if they be large and thick.

Of the Beard.

The *Beard* should be neither flat nor too high raised, that so the Curb may rest in its right place. It should have but little Flesh upon it, and almost nothing but Skin and Bone, without any kind of chops, hardness, or swelling.

It is a good sign in a Horse to have his Mouth fresh and full of Froth, because his Mouth being always moist, will not so easily over-heat, and is a token that the Bitt gives him pleasure.

Of the Neck.

The *Neck* should be lean, and but little Flesh upon it; and to be well-shaped, it should at its going from the Withers, rise with a slope upwards, diminishing by degrees towards the Head: It should have but little Flesh upon it, near to the growing of the Mane. In Mares it is a good quality to have their Necks a little gross, and charged with Flesh, because their Necks are commonly too fine and slender.

Deer-Necks or Cock-thropled, are those in which the Flesh that should be next the Mane, is placed quite below and next the Throat, which renders the Neck ugly and ill-shap'd.

A well-shap'd Neck, besides the Beauty it gives to a Horse, contributes very much to the making him light or heavy on the Hand, according as it is fine or coarse. But it is not the shape of the Neck alone, which makes a Horse light or heavy on the Hand, but good or bad Legs and Feet, and strong or weak Reins; however, the Neck has a great share in it.

Of the Mane.

The Hair of the *Mane* should be long, thin, and fine, if it be frizled so much the better.

Of the Withers.

The *Withers* should be well-rais'd, and pretty long, because it is a sign of strength and goodness; and they keep the Saddle from coming forward upon his Shoulders and Neck, which immediately spoils and galls a Horse, and when once hurt in that place

is very difficult to cure. They should also be lean, and not too fleshy, for then they will be much more subject to galling.

Of the Breast or Counter.

A large and full *Breast* or *Counter* is always esteemed in light or small-siz'd Horses; but in *Dutch* Horses they are commonly too large, which makes them heavy. In Horses for draught, large and broad Counters do very well, for they draw with the more ease, and the Harness galls them less: But then it gives them the perfect quality of a Cart-Horse, who the more he is tied to the Ground, and the bigger, the better he is.

Of the Shoulders.

The *Shoulders* should be sharp and narrow at the Withers, of a middle size, flat, and but little Flesh upon them; because a Horse charged with Shoulders, can never be agreeable to the Rider; for he will not only be heavy on the Hand and weary sooner, but trip and stumble every Minute, especially if with such large Shoulders he have a thick and big Neck. The Shoulders of a well-shap'd Horse are compar'd to those of a Hare, and the distance between them should be little more than half the breadth of his Hinder-Quarters.

But as some Saddle-Horses are too large in the Shoulders, so others are too small, that is, when their Breasts are so narrow that their Fore-Thighs almost touch; such Horses are worth very little, because they have a weak Fore-hand, and by crossing their Legs are apt to Cut; and in Galloping carry their Legs so confusedly, that they are subject to fall. Better too much Shoulders than this.

A Horse of a middle size should have about half a Foot, or five Inches distance between his Fore-Thighs; and when he is standing straight upon his
Limbs,

Limbs, there should be a less distance between his Feet, than between his Thighs near the Shoulders.

Of the Reins.

A Horse should have *double Reins*, which is when he hath them a little more elevate upon each side of the Back-bone, than upon it. The Back should be straight and not hollow or Saddle-back'd, because such Horses, tho' they are commonly light, and have their Necks raised and high, yet they have seldom much strength; and 'tis also difficult so to fit a Saddle to them, that it do not gall them. They have also commonly excessive big Bellies, which renders them uncomely.

The *Ribs* should be circular and full, taking their compass from the very Back-bone.

Of the Belly.

The *Belly* ought to be of an ordinary bigness, but in Coach-Horses the larger the better, provided it be round and well inclosed within the Ribs, and rather extending upon the sides than downwards.

Of the Flanks.

The *Flanks* should be full, and at the top of them on each side should be a Feather, and the nearer those Feathers are to each other, so much the better, but if they be as it were within view, then the Mark is excellent.

The distance between the last Rib and Haunch-bone, which is properly the Flank, should be short, which we term well-coupled. Such Horses will endure labour longest.

Of the Croup.

The *Croup* should be large and round, so that the tops of the two Haunch-bones be not within view of other. The greater distance between those two
Bones

12 *The Compleat Horseman : or,*

Bones the better : But it is an Imperfection if they be too high, call'd *Horn-hipped*, though that Blemish will in a great measure disappear, if you can make him fat and lusty. The Croup should have its compass from the Haunch-bones to the very Dock or Onset of the Tail, and should be divided in two by a Hollow or Channel all along to the very Dock.

Of the Tail.

The *Tail* should be firm, strong, immoveable, and well furnish'd with Hair. The *Dock* should be big, stiff, and placed pretty high : Those that have it too low set, have seldom good Reins. Though some have it too high set, which makes their Buttocks appear pointed and unbecoming.

In the *Fore-legs* are the *Arm* or *Fore-thigh* and the *Shank* ; both which the larger, broader, and more nervous they are, the better. The *Knee* should be flat and large without any roundness or swelling.

The *Back-sinew* being the most considerable part in a Horse's Leg, should be big : And because those Legs are most esteemed which are broadest and flattest, the greater the distance between the Back-sinew and the Shank-bone, the better.

Of the Pastern.

The *Pastern* should be short, especially in middle-siz'd Horses, because long Pasterns are weak and cannot so well endure Travel. Some have them so long, that their Pastern-joints almost touch the Ground, which is a sign of great Weakness in that Part, if it be not also universal.

Of the Coronet.

The *Coronet* should be no more elevate than the Hoof ; for if it makes a Ridge or Height round it, it is a sign, that either the Foot is dried up, or that
there

there are a great many Humours in the Coronet, which may occasion the *Crown-Scab* and other Sores to which that part is subject.

Of the Hoof.

The Horn of the *Hoof* should be of a dark Colour, somewhat shining, high and smooth: The White is commonly Brittle. To be excellent, it should be of the Colour of a Deer's Hoof, and the whole Foot of a round Figure, but a little larger below than above.

The *Heel* should be high and large, and one side of it should not rise higher upon the Pastern than the other.

The *Frush*, although little, should yet be well nourished. In Hoof-bound Horses it is too little, for it is almost quite dried up. And as it is a Fault to have it little, so it is one to have it too large and fat, as it were, especially in Horses that have low Heels, or are flat-footed.

Of the Sole.

The *Soles* should be thick and strong, and the whole lower-part of the Foot where the Shoe is placed hollow.

Having consider'd the Fore-Legs, let us go to those behind.

The *Thighs* should be well furnish'd and fleshy: For although the Croup be well turned, yet if the Thighs be slender and lean he will appear narrow behind; which is call'd, *Cat-thigh'd*.

The *Houghs* or *Hammes* should be large, full, and not much bended; dry, discharged of Flesh, nervous, and supple.

Of the Instep.

The Bone of the Hind-Leg from the Hamme to the Pastern-joint, call'd the *Instep*, should be big and flat,

flat, and in a perpendicular Line to the Ground; when the Horse is in his natural Posture of standing: When the *Insteps* stand not perpendicularly it is a certain sign of weakness either in the Reins, or Hinder-quarters.

A *Horse* who hath good Feet before, hath seldom bad behind, except by Accident. Therefore People look to the Hind-Feet but slightly.

There remains one visible Imperfection to be consider'd; that is, when the Legs are too long in proportion to their Bodies, or the having too much Day-light under their Bellies. It is best judg'd by the Eye: But to satisfy the Curious, take a Thread and measure from the Withers to the Elbow; and whatever length that is, he should have the same distance between the Elbow and lower-part of his Heel: Therefore many People measure their Colts at a Year old, and take the distance from the lower-part of the Heel to the Elbow, and say, their Bodies will always grow until there be the same distance between their Elbow and Withers as there was betwixt the Elbow and Heel: Because, say they, at a Year old a Colt hath its Legs as long as ever: Which I have indeed observ'd in some, but not in all: And the Duke of *Newcastle* in his Book condemns this Observation.

C H A P. III.

How to know a Horse's Age while he hath Mark.

WHEN a Horse is two Years old and a half, he hath twelve Foal-teeth in the fore-part of his Mouth; and about that time, or soon after, four of them do fall, *viz.* two above and two below, in the very middle. (In some Horses they do not fall till three

three Years, the Observation not being so exact as always to answer two Years and a half.) There grow in their place four others, called *Nippers* or *Gatherers*, much stronger and larger than the Foal-teeth, and then he is at most but three Years old, and commonly but two and a half.

At three and a half, and sometimes at four, he casts the next four Foal-teeth, *viz.* two above and two below, and in their room come four Teeth call'd *Separaters*.

There remains then but four Foal-teeth in the Corners, which he changes commonly at four Years and a half. It will be necessary to keep in memory two and a half, three and a half, and four and a half; that is to say, when a Horse has cast two Teeth above, and as many below, he is but two Years and a half: When he hath cast four Teeth above, and as many below, he is three Years and a half; and when he has cast six above, and as many below, which is to have them all changed, then he is four Years and a half old.

It is to be observ'd, that the Corner-teeth in the Upper-gums are cast before those in the Nether: But on the contrary the Under-tushes grow out before the Upper. And Horses are often sick when the Tushes of the Upper-gums cut, but are never so when these below come forth.

The Tushes are preceded by no Foal-teeth, but grow up when a Horse is about three Years and a half, and commonly grow up before the Corner-teeth are cast.

So soon as the *Gatherers* and *Separaters* have pierc'd and cut the Gums, they make all their growth in fifteen Days: But the Corner-teeth do not grow so suddenly. Yet that doth not hinder but that at their very first appearing they are as thick and broad as the other, but are no higher than the thickness of a Crown-piece, and very sharp and hollow.

When

When a Horse hath no more Foal-teeth, and that his Corner-teeth begin to appear, he is then in his fifth Year; that is, he hath about four Years and a half, and is going in his fifth. When he first puts out his Corner-teeth, they are of equal height with the Gums on the outside, and the inside of them is filled with Flesh until he be near five; and when he comes to be five Years old, that Flesh disappears, and there will remain in the place of it a hollow; that is, they are not so high on the inside as the out, which they will come to be about a Year after their first appearing. So that when a Horse's Corner-teeth are filled with Flesh, you may confidently affirm that he is not five.

From five to five and a half, the Corner-teeth remain hollow on the inside, and that part which was filled with Flesh is empty.

From five and a half till six, the hollow on the inside fills up, and the Teeth grow and become flat and equal at top, only a little Cavity remains in the middle, resembling the Eye of a dry Bean, and then they say the Horse is entering six. And so long as a Horse's Corner-teeth are not so high on the inside as the out, he is still said to be but five, although he be five and a half, and sometimes six.

You may also do well to remember, that at four Years and a half, when the Corner-teeth appear, and are filled on the inside with Flesh, that the outside of them will then be about the thickness of a Crown above the Gums, and will so continue till five. And from thence to five and a half the outward Edge will be about the thickness of two Crowns above the Gums. At six they will be about the breadth of one's little Finger above the Gums, and his Tusks will be at their full length. At seven Years they will be about the thickness of the second or Ring-finger above the Gums, and the hollow almost quite worn out and gone.

At eight Years old the Horſe will be razed ; that is, none of his Teeth will be hollow, but flat quite over, and about the thickneſs of the Middle-finger above the Gums.

It is quite contrary in Horſes to what it is with Men. Young People labour and endure Fatigue incomparably better than old : Whereas Horſes will toil better when they are old than young. Men, when young, eat and ſleep better than when they are aged ; but Horſes on the contrary eat a great deal more when a little aged, and alſo reſt better.

C H A P. IV.

How to know the Age of a Horſe which is paſt Mark, Shell-tooth'd, or hollow-tooth'd, or whoſe Mark is counterfeited.

After a Horſe has razed, a Man cannot judge of his Age, but by the length of his Fore-teeth or by his Tuſhes.

As the Gums through time grow lean, ſo they make the Teeth to appear long ; and it is certain, that ſo much the longer a Horſe's Teeth are, he is ſo much the older. And as he grows old, his Teeth will contract Ruſt and become Yellow. Not but that there are ſome old Horſes who have very ſhort and white Teeth ; and People ſay of ſuch Horſes, That they have a good Mouth, conſidering their Age. Some alſo will have a Black Speck in their Teeth, reſembling the true Mark, a long time after they are paſt eight or nine ; but then it is not hollow.

The Tuſhes are the moſt certain Mark whereby to know a Horſe's Age.

If a Horse be but six, the Upper-tushes will be a little channell'd, or somewhat hollow'd and groov'd upon the insides: And when he is above six, they fill up, and become a little round in the insides. This Observation never or rarely fails.

If you feel the Tushes of his Upper-jaw with your Finger, and find them to be worn equal with the Palate, the Horse is then at least ten Years old. This Observation seldom fails, unless the Horse when young hath carried a bigger-mouth'd Bitt than was proper for him.

Young Horses have always their Under-tushes sharp and pointed, pretty long, somewhat edged upon both sides, and without any Rust upon them: But as they become aged their Tushes grow big and blunt, round, and scaly, and in very old Horses they are extremely thick, round, and yellow.

A Horse is said to be Shell-tooth'd when he has long Teeth, and yet black Specks in them; and this Mark lasts all their life. It is easily known, because the Mark appears in the other Fore-teeth as well as in the Corner-teeth.

In Age the Points of the *Gatherers* stand outward a little; and when extremely old, point almost strait forward: But when he is young they stand almost strait up, and are just equal with the outer Edges of those above. Sometimes the Upper-teeth do thus point forward, but for the most part it is the Under that do it.

If you require no exactness, but only to know if he be young or old, lift up the Upper-lip; and if his Upper-teeth be long, yellow, and overpassing those below, it betokens Age. As the contrary Signs, such as short and white Teeth, and those of the Upper-jaw not overpassing those below, betoken Youth.

There are some Horses whose Teeth continue always white and short, as if they were but six. When such Horses fall into the Hands of Cheats, they of-
tentimes

tentimes counter-mark them, by hollowing the Corner-teeth with an Ingraving-Iron, and putting some double Ink immediately into the Hole, and there let it dry, which will remain as long as the Teeth continue hollow. Others with a red-hot Iron burn a Grain of Rye in the Hollows of the Teeth, which makes them perfectly black; for there proceeds from the Rye a kind of Oil, which by the help of the burning cleaves fast to the Hollows of the Teeth newly cut. To prevent being cheated by such Villains, observe if there be any Scratches on the outsides of the Hollows of the Teeth (because the Graver sometimes slips and scratches the other parts of the Teeth) for then you may conclude him countermark'd; and an Artificial Hollow is much blacker than a natural. Take notice also of his Upper-Tushes; the insides of which shou'd be groov'd or hollow until the Horse be seven Years old. Observe also if he have any signs of old Age, such as the Upper-teeth long, overpassing those below, and yellow; the lower part of the nether Jaw-bone sharp and edged; the Under-Tushes used, big, and scaly; if he have these Tokens of Age, and yet appears marked, it is very probable that he is counter-mark'd.

I have heard of filing a Horse's Teeth to make 'em short; but I believe no Man ever made twice tryal of it in his Life-time. For if you file the Under-teeth, which are those at which People look to know the Age, then those above will be observ'd to be longer than those which have been shortned: And if the Teeth both above and below be shortned, then the Jaw-teeth or Grinders being at their full length will join, and so hinder the Upper and Lower-teeth, which were shortned, from closing, which will plainly discover the Cheat: For the Horse's Mouth being shut, the Fore-teeth will be at a great distance from each other. Besides the Horse would not in a

long time be in a condition to chew his Meat, by reason of the stress endur'd by the filing; neither could he draw his Hay or Straw from the Rack, because of the distance between his Lower and Upper-teeth.

Having now explain'd how a Horse's Age may be known by his Teeth, I shall next give you some other Rules, tho' not so certain as the former.

Some have recourse to the Joints of the Tail, passing their Hand along it, to feel for a Knot or Joint in the upper-part of it, which cometh forth when he is between ten and twelve; a second when he is fourteen. Others thrust back a Horse's Under-lip; and so many Plyes or Folds as they find, so many Years old they say he is. They who are satisfied with these Marks may make use of them; for my part I esteem them very little. After the Mark is gone, I always have recourse to his Legs, to know if they be neat and good; to his Flank, if it be well truss'd, and not too full and swallow'd up; to his Feet; and lastly, to his Appetite. However, I shall give you some other Observations to know the Age of a Horse that is past Mark.

When the Pits above the Eyes are extremely hollow, it is for the most part a certain Token of old Age; although Horses got by an old Stallion have them very deep at four or five Years old, as also their Eye-lids and Eyes wrinkled and hollow.

In young Horses that part of the nether Jaw-bone which is three or four Fingers breadth above the Beard is always round, but in old Horses sharp and edged: So that a Man who is accusom'd to it, will, before he open a Horse's Mouth, judge pretty near of his Age. This is a good Remark.

Some will pull the Skin of the nether Jaw-bone or Shoulder a little to them, and if the Skin continue long without returning to its place, it is a sign, say they, the Horse is not young; and the longer it is
in

in returning, the older he is. A Man should not trust much to this Observation, because the Skin of a lean Horse, altho' young, will be longer in returning to its place, than the Skin of an old Horse that is fat and plump.

Another certain mark of Old Age is when a Horse *Seeleth*, that is, when upon his Eye-brows there groweth about the breadth of a Farthing of white Hairs, mix'd with those of his natural colour. A Horse never seeleth until he be fourteen Years old, and always before he be fifteen or sixteen at farthest. The light Sorrel and Black do sooner feel than any other Colours.

Horse-Courfers commonly pull out those white Hairs with Pincers: But if they be so many that it cannot be done without making the Horse look bald and ugly, then they colour their Eye-brows, that they may not appear old.

You may judge of his Age also by looking on his Palate, because as he grows old the roof of his Mouth grows leaner and drier towards the middle: And those ridges which in young Horses are pretty high and plump, diminish as they increase in Age: So that in very old Horses the roof of the Mouth is nothing but Skin and Bone. This remark is good, especially in Mares, who have seldom any Tusshes whereby to know their Age.

Grey Horses become white, as they grow old, and when very aged, are white all over; but this doth not conclude, that no Horses are foaled white; altho' but very rarely. But those which are foaled grey, are known by their Knees and Hammes, which continue, for the most part, still of that colour.

C H A P. V.

Of the Eyes.

IT is difficult to perceive Eyes in the Sun-shine, because in the Sun all Eyes appear to be better than really they are : Therefore take the Horse to a shade, and place your Hand above his Eye, to keep away the too great light, and do not look strait upon them, but a little a-squint or slope-ways, and then you will perceive them to the very ground or bottom.

If you would judge truly of a Horse's Eye, you should first view them at Night in the Stable, by the light of a small Candle, placing the Eye between you and the Candle. But yet I would not advise you to buy a Horse barely upon this Observation, lest it deceive you. I only mention it as a help, that you may distinguish them with the more ease in the day-time.

In the Eye are two things to be consider'd, *viz.*

1. The Chrystal.
2. The Bottom or ground of the Eye.

The Chrystal is that roundness of the Eye, which appears at first view, being the most transparent part of it, and should for the clearness, resemble a piece of Rock-Chrystal, so that one may see clearly thro' it, because if it be obscure and troubled, so that you cannot see thro' it, it is a sign the Eye is not good. The Eye should also have no white Circle about it, yet there are Horses that have this Circle, and have also very good Eyes, but it were rather to be wished they wanted it.

A reddish Chrystal is a sign that the Eye is either inflam'd, or that it is influenced by the Moon. A Chrystal that is *Feuille-mort*, or of the colour of a dead

dead Leaf upon the lower part, and troubled upon the upper, is an infallible Mark that the Horse is Lunatick, but it continues no longer than while the Humour doth actually possess the Eye. Now you may know when that is, by the Eye being swelled, and emitting a great deal of hot Water or Humour. This mark of the Eye being of that colour and reddish, as if the Eye were full of bloody Water, is one of the most certain whereby to know when a Horse is Lunatick; but observe, it is only so when the defluxion hath fallen down, and then he seeth not with that Eye. Now to know a Lunatick Eye when the defluxion is not actually upon it, consider that if only one of the Eyes be subject to it, then it will appear less than the other, the Chrystal of it will be also troubled, and the bottom or ground of the Eye black and brownish. But the Moon in the Eyes is better known by a troubled Chrystal than any other Mark whatsoever. Moon blind Eyes are commonly worst in the Wane; sometimes in the Full, and are never to be blooded but in great necessity, and then in the Flank.

The second part of the Eye to be consider'd is the Ground or bottom, which is properly the Pupil or Apple of the Eye, and should be large and full. It must be clearly perceived, that you may certainly know if there be any *Dragon*, which is a white Spot in the bottom of the Eye, which makes a Horse blind in that Eye, or will do it in a short time. In the beginning it appears no bigger than a grain of Millet, but groweth to such a bigness as to cover the whole Apple of the Eye, and is also incurable.

If the whole Bottom or Apple of the Eye be white, or of a transparent greenish white, it is a bad Sign, tho' perhaps he is not quite blind with it, but as yet sees a little. But you must take notice, that if you look to a Horse's Eye when opposite to a white Wall, the reflection of it will make the Apples of

them appear whitish, and a little inclining to green, altho' they be indeed good: When you perceive this, you may try if his Eyes have the same appearance in another place.

If you can perceive above the Bottom or Apple of the Eye, as it were two grains of Chimney-foot fix'd to it, it is a sign the Chrystal is clear and transparent; and if to this, the Bottom of the Eye be without Spot or Whiteness, then the Eye will be good.

You are also to consider, if an Eye which is troubled and very brown, be less than the other; for if it be, it is lost without recovery; and it is also a great hazard that he will lose the other Eye also. But you must remember that by some accident an Eye may appear to be less than the other, and yet no danger of losing his sight, neither will it be troubled or of a brownish colour; as when an Eyelid is heal'd up after a Wound, it may be a little straiter than before, which will cause the body of the Eye to seem less than the other, altho' it be really not so, which oft-times happens.

Beware of those little Eyes which are sunk into the Head, and are very black, and try if you can perfectly see through the Chrystal: Then look to the bottom of the Eye, and see that the Pupil be big and large. In all Eyes the small, narrow, and long Pupils run a greater risk of losing the Sight than any other.

There are more general Observations for knowing Eyes: For Example; the Walk or Step of a blind Horse is always uncertain and unequal, not daring to set down his Feet boldly when he is led in one's hand: But if the same Horse be mounted by a vigorous Horseman, and the Horse of himself be mettled, then the fear of the Spurs will make him ride resolutely and freely, so that his blindness shall hardly be perceived.

Another Mark whereby a Horse that is absolutely blind may be known, is that when he hears any enter into the Stable, he will prick up his Ears and move them backwards and forwards: The reason is, because a vigorous Horse having lost his sight, mistrusts every thing, and is continually in alarm by the least noise he hears.

The Colours most subject to bad Eyes are the very dark grey, the flea-bitten, the white-spotted, and colour of a Peach-blossom, and also the Roan oft-times.

When Horses have either the true or false Strangle, or are changing the Foal-Teeth, or are putting out their upper Tusshes, some of them have their sight weak and troubled, so that a Man would judge them blind, and sometimes they do really become so. This weakness of sight happens oftner in time of casting the Corner-Teeth than any of the rest.

Some People will pass their Hand or Finger before a Horse's Eye, or push their Finger almost into his Eye, and if he move his Eye-lids, or wink and shut them, then they esteem them good, but if he keep them still open, then they say he is blind. Others, if they can see their own Faces in a Horse's Eye, as in a Looking-glass, conclude that the Eye is good; but they are all mightily mistaken: And as to the last Remark, a bad and troubled Eye will represent the Face better than a good one.

C H A P. VI.

A Continuation of the Knowledge of Faults and Imperfections in Horses, and what is to be observed when buying them.

After you have consider'd the Age and Eyes, put your Hand between the two Jaw-bones near to the Horse's Throat, to feel if there be a good distance between them, that so he may with the more ease bring in and place his Head: For that distance between the Jaw-bones being pretty large and hollow, and tapering by degrees from the Throat to the Chin, will contribute much to the goodness of the Mouth.

Next you are to observe if there be any Swelling, Hardness, or moving Kernel between these two Bones, which if the Horse be young, is a sign that he hath not yet cast his *Gourme* or *Strangle*, or at least that he hath cast it but imperfectly. But if he be more aged, although he have a pretty number of them (provided they be no bigger than large Pease) they are of no great Consequence, because Exercise and Sweating will discuss them in a short time. However, if the Horse be past six Years old, they are a little more to be feared, altho' they should not hinder you from buying the Horse, if he otherwise please you. Such moving Kernels may proceed from a Rheum or Cold, or from a remainder of the *Gourme* or *Strangle*, which may have left these Swellings in that part, by which Nature discharg'd her self of her Impurities, and through which these bad Humours did evacuate themselves, by the negligence and carelessness of those Persons who having the charge of such Horses did not attempt to resolve and discuss these Hardnesses and Swellings.

If there be a fixed Kernel, painful and fastned to the Jaw-bones, it is almost always a sign of the *Glanders*, especially the Horse being past seven Years of Age; but if he be not as yet six, then it may be only the Strangle, especially if he have a Cough with it; for commonly a Cough is only an effect of the Strangle. However, if there be the least appearance of the Glanders, I would not advise you to meddle with him, because it is a Disease which is very rarely cured, whatever great Secrets so many printed Books do promise for it. A Rheum or Cold may be also the causes of a Kernel fix'd to the Jaw-bone, after the same manner as those which proceed from the Glanders, but then it may be discuss'd by a due application; yet if neglected, it for the most part turns to a Glander.

Some Horses have big and fix'd Hardnesses, which are fasten'd commonly on the inside of one of the Jaw-bones, and are no token at all of the Glanders: These are Excrescences or Figs, which are of no Consequence, and are remov'd first with the Incision-Knife, and then the roots of them are eaten away with Powders; but the nearest Method of taking them away, is by tying them hard about the Roots in the decrease of the Moon, with a thread of crimson Silk, and then anointing them every day with the Juice of Purslain. These Figs are not dangerous, nor any sign at all of the Horse's having the Glanders.

When you perceive a Horse to have any kind of Kernels between his Jaw-bones, whether fixed or loose, you must with your Hand stop his Nostrils, to see if being a pretty while without breathing through them, he will force himself to snear when you let him go, which if he do, you must observe if the Nostrils run, and if he throw out of them a Matter somewhat resembling the Glair or Whites of Eggs, which if it be but in a small quantity

tity is not to be regarded ; but if it be in great abundance, and of an Impoſthumous conſiſtence, then it is to be feared, eſpecially if it be viſcous, and cleaveth to the inſide of his Noſtrils, into which you are alſo to look, if the ſharpneſs of the Humour hath as yet occaſion'd any Ulcer, which is a certain token of its great malignity, not only becauſe it may be juſtly ſuſpected to be the Glanders, but it is alſo dangerous for the infecting other Horſes. And if the Horſe have attained to eight Years, you are not to venture upon him, even altho' that groſs and viſcous Humour ſhould have only proceeded from a Rheum. As alſo if you perceive a fix'd Kernel, which the Horſe cannot ſuffer you to handle, becauſe of the great pain he endures by it, or that he caſts only at one Noſtril ; or likewise if the Kernel be very hard, though not painful ; or if he do not Cough with it, although he be under ſix Years old. I think in all theſe caſes you may conclude with a great deal of reaſon that it is the Glanders.

C H A P. VII.

How to know when a Horſe's Legs are good.

HAVING before treated of the *Shoulders* in the ſecond Chapter, I ſhall next conſider the *Legs*, which are the Pillars by which this Edifice is ſupported.

The Fore-Legs are ſubject to many Infirmities, they are the Parts which ſuffer moſt, and are alſo commonly the ſmalleſt and weakeſt.

The firſt mark I ſhall give you of bad Legs, that is, which are uſed and ſpoiled, is, if they appear altogether ſtrait, or as they were all of one Piece. A Horſe is ſaid to be ſtrait upon his Members, when from the Knee to the fore-part of the Coronet, the
Knees,

Knees, Shank, and Coronet descend in a strait or Plum-line, and that the Pastern-joint appears more, or at least as much advanced as the rest of the Leg. Such Legs are like those of a Goat, and make a Horse apt to stumble and fall; and in time, the Pastern is thrust quite forwards out of its place, and the Horse becomes lame.

That a Leg may be said to be right planted or situate, the Pastern should be placed above two Fingers breadth more backwards than the Coronet, that is, if you stretch a Thread or Line between the top of the Knee and the fore-part of the Coronet of the Hoof, the fore-part of the Pastern should be distant from that Thread about the breadth of two Fingers, more or less, according to the size of the Horse; whereas in a Horse that is strait upon his Members, the fore-part of his Pastern will be as far advanced as the Thread or Line.

Horses which are strait upon their Members are quite contrary to those that are long-jointed, that is, whose Pasterns are so long and flexible, that the Horse in walking almost touches the Ground with them. This is a greater Imperfection than the former, for to them there may be some remedy used, but for this there can be none. Besides, it is a token of little or no strength, and such Horses are not fit for any kind of toil or fatigue.

Some Horses, altho' they be long-jointed, yet do not bend their Pasterns in walking, and may prove serviceable. There are *English* Horses of strong Reins, who altho' their Pastern-joints are somewhat long, yet if they are not too flexible, such Horses will gallop and run with a great deal more ease to his Rider, than if he were very short-jointed: And these are the only Horses for Persons of Quality, who have wherewithal to seek after their ease and agreeableness in a Horse. Such Horses may be compared to Coaches with Springs, which render them

them infinitely more easie than those without them.

This Imperfection of bending too much the Pastern-joint, should be as carefully taken notice of in the Hind-Legs as in the Fore: And there are also some Horses which bend too much only in the Hind-Pasterns, and not in those before, which is a token that they have a very weak Hind-Quarter, and is a great Imperfection, whatever kind of Service they may be designed for: And if they have Wind-galls, they are more dangerous behind than if they were before. Neither will they be proper for the Coach, because they will not endure pulling back, or staying the Coach upon any descent.

Observe therefore narrowly, that the Pastern-joints be neither too stiff nor too small, nor upon the contrary too plying and flexible. For the knowledge of all I have said concerning a Horse being strait upon his Members, depends absolutely upon the exact observation of the Pastern-Joints.

Those Horses which are short-legg'd, or short-jointed, are subject to become strait upon their Members, especially, if, in Shooing, their Heels are left too high. Care therefore must be taken to keep the Heels of such Horses very low, by frequent paring them.

Pastern Crowned.

The Pastern-joint is also sometimes *Crowned*, as we say, that is, when without being galled or hurt, there is a Swelling goes round it beneath the Skin, in form of a Circle, and about half the breadth of one's Finger. It proceeds from a Humour gathered there through much Travel, and shews that the Horse's Legs have been too much used.

I shall only add, that Horses which have thick, stiff, and short Joints, that is no ways plying or flexible, are unfit for the Manager: For glib and flexible Joints, if they be not too long, are one of
the

the chief qualities required in a fine and delicate Horse of Manage.

Legs Arched.

The next Imperfection of the Legs is, when they are *Arched*, which is, when the Horse being in his natural situation hath his Knees bent forward, and his whole Leg frameth a kind of Arch or Bow. It proceedeth from excessive labour, which hath caused the Nerves or Back-sinews to shrink up, so that the Legs remain arched, and tremble beneath them when they are made to stop, after they have been rid a little. Such Horses are not absolutely useless, because they may work notwithstanding of it. *Spanish* Horses are for the most part arched in their Legs, as they are brought old from *Spain*, because they always Fetter them in the Stable. So likewise in *Barbary*, they never make use of a Halter about the Head or Neck, in the Stable or at Grass, but Shackle their Legs, and fasten them to Stakes placed in the Ground.

Some Horses are foaled with arched Legs, and are not much the worse for Service. But I would not buy a Horse with this Imperfection but at an easie rate, and unless I were sure that his Legs were so naturally, and not occasioned by Labour or Fatigue.

Having observed the three preceding Imperfections; *viz.* whether a Horse be strait upon his Members, long-jointed, or have arched Legs, you must next pass your Hand along the Back-sinew of the Fore-leg, from the very bending of the Knee to the Pastern-joint, and you shall observe if the Sinew be large, firm, and at a good distance from the Shank-bone (the broadest and flattest Legs being best) and that there be no hardness to stop your Hand, nor no moveable Jelly, to slip between your Fingers. There are some Horses, who although they have the Back-sinew of their Fore-legs somewhat se-

parate

parate from the Bone, yet their Sinews are so small and so little detached, that with small labour their Legs will become round, and are called *Ox Legs*.

You are next to observe if the Back-sinew doth not quite fail, as it were, just beneath the Ply or Bending of the Knee. For although it should not be so big there as in the middle of the Shank; yet in some Horses it diminishes so extraordinarily, that in that place it is no bigger than one's Thumb, or is so fix'd to the Bone that it but very little appears. This much weakens the strength of a Leg, though few People take notice of it; and such Horses are for the most part subject to stumble, or at least to trip and strike with their Toes against the Stones.

Wind-galls.

Upon the sides of the Pastern-joints, there come small Swellings full of Water, called *Wind-Galls*, easily perceived by the Eye, which shew that his Legs have been too much used, but are not prejudicial unless they be hard and painful, which will in a short time lame the Horse. Small *Wind-Galls* do often come to Horses upon a Journey, and go away again with a little Rest.

Splint.

Turning your Hand, feel along the fore-part of the Shank-bone, from the Knee downward, to find if there be any *Splint*; which is a callous Excrescence or kind of Gristle, adhering to the Shank-bone, and cometh commonly upon the inside: But if there be one opposite to it on the outside, then it is call'd a *pegg'd* or *pinn'd Splint*, because it does as it were pierce the Shank-bone, and is very dangerous.

Those simple Splints which are only fastned to the Bone at a pretty distance from the Knee, and without touching the Back-sinew, are not very dangerous: But those that touch the Back-sinew, makes the Horse in a short time to halt.

Every Saddle-horse which hath a Splint should be less valu'd than if he wanted it ; and so proportionably if he have two. In Coach-horses the Imperfection is not so considerable. Some deny that a Splint mounts upwards, but that it only dilates and extends it self to the very Knee. But what way soever it cometh thither, it is certain that a Splint joining to the Knee always lames the Horse.

Horses have in the same place where the Splints come, that which we call *Fuzies*, which are two Splints joined by the ends, one above the other, and are more dangerous than a simple Splint ; and therefore I would never buy a Horse which had them.

Osselets.

There are some Horses which have little Bones or hard Excrescences in the Knees, call'd in *French*, *Osselets* ; which is an Imperfection not very common, and the harder to be discover'd, because they appear to be of the same Substance with the rest of the Knee. It is a kind of large Splint just upon the Knee, which descends about the breadth of two Fingers lower on the inside of the Shank-bone than on the outside. Some Horses have two of them, one upon each Fore-leg. If a Horse have any of these Imperfections (excepting the simple *Splint*) viz. the *pegg'd Splint*, the *Splint* joyning to the Knee, or *Back-sinew*, the *Fuzie*, and the *Osselet*, he is worth little or nothing.

Mallender.

There cometh in the bending of the Knee a Crevice or Chop, called a *Mallender* : It is sometimes so painful as to make a Horse halt. Every Horse with a *Mallender* should be the less esteemed for it ; for as he grows old, the pain will increase so as to make him halt at first going out of the Stable.

Forme.

Below the Pastern-joint, and in the very Pastern, you must feel if there be not that which is called in

34 *The Compleat Horseman: or,*

French a Forme, which is a Swelling in the very Substance of the Pastern, and not in the Skin. They come as well in the Hind-legs as in the Fore; and although it be an Imperfection not very common, 'tis dangerous, and no other Remedy but firing and taking out the Sole; and the Fire also cannot be applied to that place without great difficulty and danger. There are some Swellings and Hardnesses which are only fix'd upon the Skin, and are not what we call *Formes*, but are either a Button of the Farcy, or some other kind of Swelling not very material, being not at all fix'd to the Substance of the Pastern.

Crown-Scab.

The *Crown-Scab* is a kind of itching Scurf upon the Coronet of the Hoof. It is of two kinds, a Moist and a Dry. They make the Hair to stare, and the Coronet to swell. It is as troublesome an Infirmary as a Horse can have, and they rarely recover.

Closed behind.

I shall next discover unto you the Imperfections incident to the Hind-quarters. The first is when a Horse is too much *closed behind*; that is, when the Hammes are nearer to each other than the Feet, especially the Points of the Hammes, called the *Hocks*, and the distance enlarges still towards the Feet. Such Bow-legg'd Horses are many times good; yet they have commonly a weak Hind hand, and in great Descents are apt to strike their Hammes against one another. Yet it is better to have the Hammes bowed inwards than outwards, which is a sign of Weakness; and Amblers are more subject to it than others.

The Hamme should be large and full, nervous and dry; those which are charged with Flesh, or grounded, will be subject to those Imperfections I am about to explain.

Capelet.

You are first to observe the tip or point of the *Hock*, if there be a *Capelet* upon it; which may be known by the Tip of the *Hock* being moveable, and more swell'd than ordinary. When it is small, it does no great prejudice, but if it should grow large, it will be painful, and make a Horse lose his Belly.

Vessigon.

You are next to consider if he have a *Vessigon*, which is a kind of Wind-gall or Swelling, about the bigness of half an Apple, less or more, compos'd of a soft and spongyous Flesh, growing between the Flesh and Skin, and situate in the Hollow next to the *Hock*, and beneath the big Sinew, a little above the *Capelet*, and bending of the Hamme, and which appears but very little, except when the Horse is resting equally upon both his Hind-legs; because when he bendeth his Hamme it doth not appear at all, neither doth it often make a Horse halt. It comes upon both sides the Hamme, and sometimes on one only, and is situate a little above the Numb. 29, in the Figure of the first Plate. Those that are situate lower are not dangerous, and in young Horses may be discuss'd by moderate Exercise.

Curb.

There cometh upon the backside of the Hamme, below the *Capelet*, and a little inclining towards the inside, a Swelling, which is called the *Curb*, which makes the Horse frequently to halt, and is incurable.

Varisse.

Upon the inside of the Hamme, a little distant from the *Curb*, about the same height, there is a Bone somewhat high and elevate; and that part of the Hamme which is below that Bone swelleth by a degorging of the great Vein, and is called a *Varisse*, which doth not make a Horse to halt, but only sometimes spoils his Sale by growing excessively

large. Ease and Rest (especially if the Part be daily bathed with Spirit of Wine) will so restrict it, as to be imperceptible for the time.

Spavin.

Below the *Curb* and *Varisse*, but more upon the inside, beneath the bending of the Hamme, do the *Spavins* come, which are marked 31, in the Figure of the first Plate, which are very troublesome, and do commonly at last lame the Horse. They are of two kinds, *viz.* the *Ox Spavin*, and the *Dry Spavin*. The *Ox Spavin* is a callous and gristly Swelling, hard as a Bone, and so painful that it makes a Horse lose his Belly. Some Horses halt with them at the first coming out of the Stable only, when the *Spavins* are but young: And I have seen Horses with large and small *Ox Spavins*, which yet did not lose their Flanks with them, but trotted very equally, and were sold at the same Rates as if they had wanted these *Spavins*, because no body observed them; for when they were handled they felt as hard as the Bone. Many half-skill'd People say, that such Swellings are not *Spavins*, but the real Bones of the Legs, which grow bigger in some Horses than in others. When *Ox Spavins* do first seize upon Horses, they are the more difficult to be observed, because they do not rise much above the Substance of the Legs; but yet at their first piercing they commonly make a Horse halt, and afterwards the Swelling growing bigger, the Horse halts no more with it: But since they rarely come equally in both the Hammes, the one Hamme is easily perceived to be bigger than the other, which you may better discern, placing your self before the Horse, a little towards one of the Shoulders, than if you were just behind him: For a *Spavin* in its Infancy is larger towards the Ply and Bending of the Hamme, than behind it; and by degrees it will so encrease, that it will at last quite lame the Horse.

The second kind is the *Dry Spavin*, which is perceived by the most unskilful: For when a Horse in walking raises with a Twitch one of his Hind-legs higher than the other, he is then said to have this kind of *Spavin*, and will have it many times in both Hind-legs. Horses that have this Infirmary do not always twitch up their Legs, but only when they first come out of the Stable, before their Legs are suppled with walking. They often degenerate into *Ox Spavins*; and there is no Remedy but to apply the Fire, and even that does not always cure 'em.

Fardon.

If upon the outside of the Hamme, below the *Vessigon*, there be a Swelling as hard as a *Spavin*, mounting almost as high as the part where the *Vessigon* cometh, it is called a *Fardon*, and is as much or more to be feared than the *Spavin*. It is not very common, therefore few People know it, altho' it be as painful as the *Spavin*, and makes a Horse to halt. There is no Remedy but Firing, which does not always succeed. It is marked 32 in the Plate.

If upon the Fore-sinew of the Leg, between the *Spavin* on the inside, and the *Fardon* without, there be as it were a Circle which joineth them, and environeth the Nerve of the Instep, the Horse is spoil'd and ruin'd past recovery.

Selender.

In the Ply of the Hamme, there are sometimes Chops and Crevices which resemble the *Mallender* in the Fore-legs, and are called the *Selender*.

You are also to observe if the Ply or Bending of the Hamme be swell'd, unless it proceed from some Accident, as casting with the Halter, being intangled with the cross hanging Bar, or such like; in which Cases there is not much to be feared. *Spavins* and *Fardons*, when they are hereditary, are incurable. They are more to be feared in young Horses than in old, because in young Horses, Exercise and

Labour makes them increase, but in those which are past seven or eight Years, when the *Spavin* is not very large, and provided they do not mean or halt with it, and have also a good Body and full Flank; in these, I say, it is not so much to be feared as in young; however in either it at last spoils and ruins the Horse.

I come now to speak of the Infirmities of the Hind-Legs, from the Hamme downwards.

Rats-Tails.

There come upon the Back-sinews *Rats-Tails*; they are known by the part being without Hair, from two or three Fingers breadth below the Hamme to the very Pastern-joynt, and are sometimes dry, and sometimes moist, but always accompanied with Crufts and hard Callosities, more elevate than the rest of the Leg. When they are moist they send forth a sharp Humour. There are some Horses which have them only in their Fore-legs, but this is very rare.

Coach-Horses of a large size, which have their Legs charged with Flesh, Hair, and full of bad Humours, are most subject to this and the following Infirmities, which seldom happen to Horses of a middle size.

There are a kind of Warts or Leek-heads, which come about the Pasterns and Pastern-joints. They are higher than the Skin about half the thickness of one's Finger, throw out filthy stinking Stuff, spoil the Leg, and are very troublesome to cure. Those which come in the Pasterns are hid beneath the long Hair of the Fetlocks, and are some of them so very malign, that they make the Hair fall all around them, and they themselves grow up like Walnuts. There are others again more flat, and not so much raised above the Skin, but are more dangerous than those which are biggest and most elevate; they are easily discovered, being a great many mattering kind
of

of Warts touching one another, and are without Hair : They, for the most part, send forth Matter, but may be dried up for a Season.

Figs.

There come sometimes in the Soles a mattering kind of Warts, or rather *Figs* upon the Frush, and are in a manner detached from it, and appear distinctly upon the middle of the Frush towards the Heel, and commonly exceed the ordinary height of the Frush. And sometimes they grow upon the sides of the Frush, and beneath the Sole of the Foot ; and when they are considerably raised above the Frush, so that they touch the Ground as the Horse is riding, they then cause him to halt.

A Man may know when a Horse hath been cured of *Figs*, because that Foot will be larger than the rest, altho' the Horse be well recover'd and render good Service.

Kib'd Heels.

Traverse-Mules or *Kib'd Heels*, are Chops and Clefts which surround the back parts of the Pastern-joints where they ply and bend. This is more painful than the preceding, because these Chinks, as a Horse is riding, shut and open, which makes them very painful. This Infirmary should not hinder a Man from buying a Horse, if the Legs be not gorged and swelled, because they may be dried up, tho' with some difficulty, by reason of the motion made by the Pastern joint.

Waters.

The Hind-legs are subject to a white, sharp, and corrupt Humour or *Waters*, which come very rarely in the Fore-legs, and are known by searching the Pasterns, if you find a Moistness beneath the Hair, which is extremely stinking, and groweth all round the Pastern and Pastern-joint, and sometimes almost up to the very Hamme. They many times cause the Pasterns to swell, keep the Legs stiff, make the Horse

lean, and separate the Flesh from the Coronet near to the Heels. They are easily stopt at first ; but when they have continued a long time, People are deceived when they think to discuss them, though they may be dried up for a certain time, but they return again.

However, I would not scruple to buy a young Horse with some of these *Humours* or *Waters* in his Pasterns, provided his Hammes be dry, and that his Legs be not gorged. And although he have much Hair on his Legs, if they be broad, nervous, and discharged of Flesh, he will not be subject to these Infirmities, provided they be kept clean. But if his Legs be charged with Flesh, or have a full and fleshy Hamme, you shall never find any satisfaction in him. If you undertake the Cure of these Infirmities in Winter and cold Weather, they will give you a great deal of trouble: But in Summer-time the *White Charge* in the second Part of this Book will produce such Effects as you dare hardly wish for. See the second Part.

You are also to observe if his Pastern-joints are not swelled or have *Crown-Scabs* ; and if when he is standing still his Pastern-joint be not lodged more to one side than the other ; or if it bend too much forwards ; or if he carry it so low that it mishapeth his Leg. Now some Horses have this Weakness in their Hind-legs, when they have it not in their Fore.

Observe also if he hath a Wind-gall that hath any coherence with the Nerves, it being one of the greatest Infirmities a Horse can have, always laming the Horse, and there is no Remedy but Firing.

Lastly, You shall consider if the Horse tread only upon his hind-toes, which you may know by the Shoe being worn in that part: The Back-sinew of the Leg shrinks up, and the older he grows, it will be
still

still the worse. But this may be remedied by methodical Shoeing when the Horse is young.

C H A P. VIII.

How to know a Horse's Feet.

THE Foot being a part of the Body which suffers most : If a Horse have but one bad Foot, he is fit for nothing but the Plow, or such Countries which are free of Stones.

A Man must know Horses very well to be able to judge exactly of some sorts of Feet. For some will appear to be weak which are really good, and the little Horn they have is tough, solid, and capable to serve : Others again appear good, which are pained for being too fat and full of Flesh : The surest way then is to take them of a good shape, and if they prove good, they may be easily kept so ; or if bad, may be recovered by the right method of Shoeing.

Let us begin with the *Hoof*, which should be of a form very near round, and not longish, especially toward the Heel, for long Feet are worth nothing : The Horn should be tough and solid, high, smooth, of a dark colour, and without any Circles. Brittle Hoofs may be known by many pieces being broken from the Horn around his Foot. A Man may also know a bad Hoof by lifting up the Foot, and considering if it have a Shoe forged expressly for it, and if it be pierced extraordinarily, and the holes of it placed in such parts where it is not usual, seeing he had not Horn enough to take hold by in those parts where commonly the Nails are driven. So Nails are never driven near to the Heels of the Fore-feet, but when the Toe is so much split and broke that they can place none in it.

If

If the Foot be circled, altho' it do not make a Horse to halt or mean his Foot, yet it is a sign that the Hoof is altered, or the Horn nought; therefore other Circumstances must be considered; as first, if the Horn be thick, because Horses with a thin Horn are said to have fat Feet, and cannot be known but by seeing the Foot pared. Such thin-hoof'd Horses halt and mean their Feet a long time after they are shooed, before they recover strength in them, so that a Man is necessitated to let them rest some days after they are shod, before he can make use of them.

To know when Feet are fat, is one of the most difficult things in the Knowledge of Horses, their shape being as beautiful as that of any other Foot, and the Horn maketh the best appearance in the World, only that the Hoof is somewhat larger than the size of the Horse will allow of.

You are also to consider if the Horse have not a kind of Clift in his Foot called a *False Quarter*, which is occasion'd by the Horse's casting his Quarter and getting a new one; for then the Horn beginning to grow, is uneven and ugly, and bigger and softer than the rest of the Hoof. If the Clift be considerable, and take up a quarter part of the Hoof, it should keep a Man from buying the Horse.

There are Horses which have Over-reaches or Calkin-treads upon the Coronet, which become hollow and grooved in curing, but then the hollow of the tread descends proportionably as the Hoof grows, and is visible upon it: It doth little or no prejudice to the Horse if there remain no swelling upon the Coronet.

There are some Clifts very dangerous; for when Farriers have sometimes fired the Coronet, and burnt down a little upon the top of the Horn, it causes a clift or groove along the Hoof, which renders it ugly and hard as long as his Hoof lasts, and commonly

monly straitens and dries up the Hoof in that part. However, it is not at all dangerous to apply Rays of Fire upon the Hoof, provided you do not burn the Coronet; nay, it is very profitable upon many occasions to perform it; for example, when a Heel or Quarter is so straitned, that it presses the little Foot or Coffin-bone, a Man may in that case, instead of grooving the Hoof with a Drawing-Iron, apply the Rays of fire after the manner I have taught you in the *Second Part*. Therefore when People see a Foot thus fired, they should not be much startled at it, but only conclude that it hath been straitned, and that those Rays of Fire have been applied to enlarge it.

You must now lift up the Foot, the Heel of which should be pretty high, broad, large, and open, that is, without being Hoof-bound, which is to have it too narrow and strait. You shall also consider if the Frog or Frush be proportionable to the Foot, and that it be not too little and dry, nor too large and fat. Those which are little, and too much dried up, fall to the share of Hoof-bound or Narrow-heel'd Horses, because the Heel's becoming strait, hinder the Frush from being nourish'd as it ought. When the Frush is too large and fat, it is higher than the Sole at the Heels, and is always a token of a very bad Foot.

The most part of Horses which have low Heels, have large and fat Frushes, so that they cannot walk but they touch the Ground, and sometimes halt, which should be well consider'd, because most People, who understand Shoeing, take down their Horse's Heels to preserve the Back-sinews of their Legs: The Ignorant seeing a Heel cut and taken down in that fashion, boldly pronounce that a Horse hath none; but in that case you are to observe the Frush, which being but of a middle size, the Horse can scarcely be too low-heel'd. You may know

know by the circumference of the Hoof, if the Heels are low, after a very little experience.

You shall in the next place, keeping the Horse's Foot still up, consider if the Sole be strong, and the whole Foot hollow, and at a pretty distance from the Shoe, whereas some Feet are shaped like the back-part of an Oyster-shell, and the Sole is higher than the Hoof, so that the whole Foot is quite fill'd up on the lower-part, they are then called *Crowned-Soles* ; and altho' such Feet have for the most part their Heels low, yet are they straitned and narrow towards the Shoe, and become in a little time absolutely useles, unless it be for the Plow. Not but that by methodical Shooing, care and time, such *Crowned-Soles* may in some measure be rectified, if the Heels be only straitned near the Shoe, and have not their Frushes over large, and their Heels too low : For these last there is no possibility to recover them.

There are other kind of Feet which People call *Weak*, because altho' their Heels be indifferent high, yet they are but thin, that is, that at the point of the Frush, betwixt it and the upper-part of the Hoof, they have but a small thickness ; and altho' they have the inward part of the Foot, that is, the Sole hollow, yet they have so little strength in their Feet that they easily halt, and are also subject to heat their Feet upon hard ways, the pain whereof maketh them lame. These kind of Horses are very often upon their Litter, that is, People are obliged to let them stand soft, and give them but very moderate Labour.

Hoof-binding is known, when the Heels do not take a right tour or compass, but straiten towards the cleft of the Frush, so that upon each side of the said cleft, there is not above a Finger-breadth of distance, and that the whole Heel is little more than two Fingers broad. Whereas a Horse should always
have

have about four at the Heel, little more or lefs according to the fize and bignefs of the Foot.

There are narrow-heel'd Horfes which have high Heels, but fo weak, that by preffing the two fides of the Heel one againft the other, they yield and move, which is a token of tendernefs in the Foot; and altho' the Horfe were not Hoof-bound, yet fuch yielding Heels are always weak.

Some narrow-heel'd Horfes have not high Heels, but on the contrary very low; but then that part of the Hoof next to the Heel, and which refts upon the Shoe, is much more ftraintned than that which is next to the Coronet, and it is that which Hoof-bindeth a Horfe: Now for thefe laft, the *Panton*, or *Pantable* Shoes have a very good effect.

There are Horfes which have the back-part of their Palterns next to the Heels, as if they were pointed, and by that means have their Feet too long, becaufe they exceed the ordinary roundnefs, and extend too much backward: Commonly fuch Horfes have very bad Feet, and are for the moft part Hoof-bound.

Befides this fault in fmall fized Horfes of being Hoof-bound, they are alfo fubje&t to have one of the fides of their Heels higher by an Inch than the other. This is a fault, tho' not fo bad as Hoof-binding, becaufe Hoof-binding doth for the moft part make a Horfe to halt, and is alfo a fign of great drinefs in the Foot; whereas this proceeds partly from the drinefs of the Foot; and fometimes from bad Shoeing: And the Method to prevent it, is to shoe and pare the Feet every Month, that fo you may keep them from taking that bad fhape. Small-fiz'd Horfes with narrow Heels, which never moisten their Feet in wet Ground, are moft fubje&t to this Infirmary.

Hoof-bound Horfes are alfo fubje&t to have *Seymes* or Clifts in their Quarters; the drinefs of the Foot
is

is the internal cause of both. The external cause is the Horse's riding upon hard ground. It is easily perceived by their not setting their Feet firm upon the ground in walking. Hoofs round and solid are seldom troubled with them.

They are known by looking to the Quarters of the Hoofs upon the inside, which will be cloven from the Coronet to the very Shoe, quite thorow the Horn, and such Quarters are commonly straitned; Some of these Clifts do not ascend so high as the Coronet, and are therefore less dangerous; and altho' they may be recovered, yet it is an Imperfection, especially in fat Feet, which have a thin Horn, where oft-times such Clifts occasion scratches upon the Coronet. Horses that have the Seymes cannot work but in very soft Ground; for upon the Street, or hard Ground, the Blood frequently comes out of the Clefts. Cloven Quarters are always a token of a dried Foot and bad temperature. Sometimes the Horn of the Hind-Foot cleaveth just in the very middle of the fore-part of the Hoof from the Coronet to the Shoe; they are called Ox-feet: They are not common, but very troublesome, and oft-times make a Horse halt.

There is another Imperfection called, in *French*, *Crapaudine* or Tread upon the Coronet, and is a kind of Ulcer upon the Coronet, from whence there issueth a filthy Matter, which by its sharpness drieth up the Horn beneath the part where the Tread is made, in which there is made a kind of hollow or groove down to the very Shoe, and it would seem that the Horn shrinks in that part, by reason of that Humour, which instead of moist'ning it as it ought, changeth its Nature by the corruption it receiveth from the Wound made by this Tread.

It is a great Imperfection to have Feet too large or fat, or to have them too little. Such Horses as have them too large, are for the most part very heavy,

heavy, and apt to stumble, especially if with such Feet they have weak Legs, and too long Pasterns. And on the other hand too small Feet, are much to be suspected, because they are frequently painful, and subject to cloven Quarters, and other Imperfections.

In foundred Feet, the Hoof oft-times, towards the middle of the Foot, is shrunk and fallen in, hath many Circles quite round the Foot, and appears altogether altered and dry, with the Heels all circled. Such Feet become still worse, and the Horse always sets his Heels first to the Ground when he trots. These bad kinds and shapes of Feet should be rejected.

C H A P. IX.

How to know if a Horse be well-bodied, or have a good Belly.

HAVING narrowly examined the Feet, you must next consider if he have a good Body, and be full in the Flank.

If the last of the short Ribs be a considerable distance from the Haunch-bone, altho' such Horses may for the time have pretty good Bodies, yet if they be much laboured, they will lose them, and these are properly the Horses which have no Flank.

A Horse hath also no Flank, when his Ribs are too straitned in their compass, which is easily perceived by comparing their height with that of the Haunch-bones, for they ought to be as high and elevate as them, or but a very little less, when the Horse is in good Case.

If a Horse be narrow-chested, it not only hinders him from having a good Body, but his Wind and Breathing will never be very free, by reason of the
last

last or hindmost Ribs compressing too much the inward Parts.

If such Horses as have their Ribs strait be great Feeders, then their Bellies will be gulphed up, so that it not being possible for the Entrails to be contained within the Ribs, they will press downwards, and make the shape of a Cow's Belly, which is very unbecoming. Besides that those Horses that are strait Rib'd are very difficult to Saddle, for they must have Saddles made expressly for them; they have no Wind, and are subject to the Cough. But they have generally a good Chine or Back.

If a Horse's not having a good Belly proceed from leanness, he may be recovered by Rest and Ease, with the assistance of cooling and moist nourishment, especially if his Ribs have a good compass; and if they have not, yet if he eat heartily his Hay and Oats, and drink well, he may prove as good as any for the Saddle, but I would not meddle with him for a Coach. Horses with strait Ribs have generally good Backs, and altho' their Croups are not so beautiful, being for the most part pointed; yet to supply that they have excellent Reins. They are commonly called *Sow-backs*.

It is an infallible Maxim, that a Man should never buy a Horse which is both light-bodied and fiery, because such Horses destroy themselves in an instant. Many People do ignorantly confound Fieryness with Vigour or High-mettle; whereas true Mettle doth not consist in fretting, trampling, dancing, and not suffering any Horse to go before them, but in being very sensible of the Spurs. Not but that fiery Horses are many times very high-mettled, but their fault is in being so, with this fretful Disposition.

Horses which have any great pain in their Hind-Quarters, are commonly light-bellied. Therefore when you are shown a Horse that is light-bellied,
look

look immediately to his Hammes, and in all probability you will find there *Spavins, Fardons, or Capelets*: Not but there are some light-bodied Horses which have none of these Infirmities in their Hammes, but there are few which have these Infirmities but what are light-bellied.

Painful *Scratches* in the Hind-Legs will sometimes take away a Horse's Belly, but they should not hinder you from buying, because they may be easily cured. Yet if the Scratches are situate upon the back Sinew of the Leg, a pretty way above the Pastern-joint, altho' People may endeavour to make you believe they are nothing, I must tell you they are one of the most troublesome external Maladies a Horse can have. I have known Horses to have them six, eight, and ten Months, others to become lame by them, and some at last have died of them.

A Horse low in case cannot be made plump unless he eat much Hay, which will make his Belly like that of a Cow with Calf, which may be remedied with a Surcingle about a Foot and a half broad, with two little Cushions to it, which may answer to the top of the Ribs upon each side of the Back-bone, to preserve the Back from being galled with the Surcingle. And by this means a big or low Belly will pass towards the Croup, and insensibly diminish.

C H A P. X.

How to know when a Horse's Flanks are altered and out of order.

IF a Horse have a Flank full enough, you are to consider if he have it not too large, that is, if over-against that part of the Thigh called the *Stifle*,
E
(marked

(marked 27 in the Figure) the Flank fall too low; for if so, it is a great advance to Purfiness, especially if the Horse be not very young.

If he make a String or Cord in breathing, by attracting the Skin of his Belly where the Ribs fail, making as it were a Channel or Groove all along them, then it is a token that his Flank beginneth to alter, or at least a certain sign that his Body is overheated, that he hath been sick, or will in a short time become so. This Cord or Hollow along the Ribs does many times appear in vigorous Horses, which have been undiscreeetly push'd on or over-rid, and then it is not a sign of actual Purfiness, but only that in a short time it may become so.

When a Horse is far gone with this Distemper, it is easily known, yet at the beginning of it a Man may readily be deceived. Therefore that you may not be imposed upon, you are first to consider his Age, because young Horses are very rarely Purfy. You must next observe, if his Flank be not swallow'd up, or fall'n too low. But to be more certain, you must press his Wind-pipe near the onset of the Head, that so you may make him cough, and then take notice to the sound of it; if it be dry it is nought, and if it be dry and often reiterate, it is yet worse; if it be moist there is not so much hazard: But if he Farts as he Coughs, then it is almost always a sign of Purfiness. The surest way is to view him in the Stable, immediately after he hath drunk, or when he is eating his Oats; for after galloping or travelling, or when he hath not drunk for a pretty while, a Man cannot so well judge of him; nor when he is at Soil or Grass, which altho' it be thought to recover some Horses while they are at it, yet is quite contrary: For as soon as ever they are taken up, and put to Hay and Oats again, they will be worse than ever.

You must exactly observe if the Horse's Flanks redouble as he is breathing, which is, when having breath'd and drawn up his Flank to him, he letteth it down on a sudden, and maketh at the very same time; and with the same breath, a redoubled motion, as if he breathed a second time with one and the same breath. You must also observe if the motion of his Flanks appeareth at the upper part of his short Ribs, which is a sign that his Flanks are altered, but yet a great deal more if they beat and make their motion at the very top, and just by his Back-bone, or too low and over-against the flat part of his Thighs. If the Horse be far gone with this Distemper, his Lungs will be dried up and cleave to the Ribs, and there is no cure.

After you are certain that the Horse's Flank is right and sound, you are to observe if he be not a *Wheezer* or *Blower*, which is quite different from Purfiness. For this Wheezing does not proceed from any defect in the Lungs, but from the narrowness of the Passages between the Bones and Gristles of the Nose. And these Horses do not want Wind; for although they blow so excessively when they are exercised, yet their Flanks will be but little mov'd, and in the same condition as they should be. However it is displeasing to the generality of People, who for the most part take them to be Purfy.

There are other Horses again which are thick-winded, that is, who have their breathing a little more free than the former, but neither the one nor the other are agreeable, or for any great Service. Yet a Man may be mistaken in it; for when a Horse hath been kept a long time in the Stable without exercise, he will at first riding be out of Wind, although he be neither a Blower nor thick-winded.

There are some Wheezers or Blowers which rattle and make a noise through their Nose; but this Im-

pediment goeth and cometh, and proceedeth only from abundance of Phlegmatick stuff, for his Flanks will not redouble, neither will he have a Cough with it, and therefore cannot be Purfy.

In buying Coach-Horses People are many times caught and deceived, if they do not see them draw before they pay for them. For some of them while they are showing, will trot unitely, with their Shoulders free and easy, and having a good movement with their Legs, will plant their Feet right upon the Ground, keeping their Heads high and firm; and yet when Harnessed and put to a Coach, will as soon as they have trotted a little, puff or blow like Oxen. Therefore before you pay for a Coach-Horse, see him draw, and if in drawing he stoop with his Hind-Parts, and raise his Fore, then he will draw right; but if he raise his Hind-Parts, and stoop with his Fore, then he will draw ill.

You are in the next place to consider if the Horse be *Chest-foundred*, which is known by the same Symptoms almost as Purfiness. The only difference is, that young Horses are subject to Chest-foundring as well as old; whereas they are commonly Horses of six Years old and above that are troubled with Purfiness; at least, it is a Disease which rarely happens to very young Horses, and when it does, they have it naturally from their Sire or Dam.

Chest-foundring may proceed from Crudities in the Stomach, or other Infirmities obstructing the Passages of the Lungs. The difference between Chest-foundring and Purfiness is, that in the first there is hopes of Recovery, but none in the last. Grass, and much refreshing and cooling cure Chest-foundring, but encrease Purfiness.

C H A P. XI.

How to know when a Horse is right planted on his Limbs, and if he walks or treads well.

BEfore you see him walk, observe him as he is standing in the Stable; because upon the right or wrong *Camping* of a Horse, his good or bad going in a great measure depends. He should stand equally upon his Legs, and not one advanced before the other. If he advances one of his Hind-legs, letting the Toe only to touch the Ground, it is no bad sign; But if he advances one of his Fore-legs, and only point it to the Ground, it would be a sign that he is pained in that Leg. There be some Horses, as there are Men, who can never plant themselves right upon their Legs; and I have seen several Horses advance one of their Fore-legs more than the other, who had nevertheless their Legs good, and never made a false Step. His Legs should be wider above than below; that is, the distance between his Feet should be less than between his Fore-thighs, at that part next to the Shoulders. The Knees should not be too close, but the whole Leg should descend in a strait Line to the very Pastern-joint, and the Feet should be turned neither out nor in.

As for the Hind-hand, his Jarrets or Hammes should not be too close. The Instep which is betwixt the Hock and Pastern-joint, should stand perpendicular to the Ground: If it stand forward under his Belly, the situation of it is bad; or if he turn the Toes of his Hind-feet much outward, especially if designed for the Coach, because for want of strength in his Haunches, he cannot so well keep back upon any considerable descent. Therefore put him back with your Hand; and if in going back, the Toes

of his Hind-feet turn outward, he will be for no great Service, and the more he turns them out, the more reason you will have to conclude he is a bad Horse, whatever other Qualifications he may have.

Having thus observed him standing, let him be trotted along the Street in one's Hand, and take notice if the lifting up, keeping up, and setting down of his Legs be such as I am going to describe; as also if he keep his Reins strait and equal without rocking or swinging; his Head high, well placed, and firm; for if he halt he will mark every time in his Trot with a motion of his Head.

Then cause some body to ride him a foot-pace, wherein you are to take notice if he have the *Raising* or lifting up of his Leg, the *Stay*, or keeping of it up, and the *Tread* or setting of it down, all good.

The *Raising* will be good if he perform it hardily and with ease, not crossing his Legs, nor carrying his Feet too much out or in, and that he also bend his Knees as much as is needful.

The *Stay* is good when he keeps them up so long as he ought, his Head and Body remaining in a good Posture, and if he do not set down one Leg suddenly to give ease to another Leg which is weak or pained.

The *Tread* is good if it be firm, and without resting upon one side of the Foot more than upon the other, or setting down the Toe or Heel one before the other: If he set his Heels first to ground, then is it a sign that he is founder'd in the Feet; but if he shall set his Toes first to ground, then will it be a Token that he hath been a Draught-Horse: The whole Foot therefore should be set down equally, and at the same instant of time, and turned neither out nor in.

Some Horses, altho' they have the *Raising*, *Stay*, and *Tread* of the Foot very good, yet they have a
bad

bad Walk. Therefore it is not altogether enough to consider in a Walk these three Actions of the Leg, but you must also observe if he walk *Quickly, Lightly, Easily* and *Surely*.

To walk *Quickly*, is to advance considerably upon the Step: Now every one is a competent Judge to know whether he steps quickly or slowly upon his Walk, and therefore I shall say no more of it.

To walk *Lightly*, is to be light on the hand; that is, he should not press or rest too much upon the Bitt, but be always champing upon it, keep his Head high, and move quickly his Shoulders.

A Horse will walk *Easily* if he be united; that is, if his Fore-hand and Hind are, as it were, both one when he walks, and if they both make, as it were, but one Motion. There are some Horses whose Fore-quarters go right, but their Croup, when walking, swings from side to side, which is called a *rocking Croup*. And when such a Horse trots, one of the Haunch-bones will fall and the other rise, like the Beam of a Ballance, which is a sign that he will not be very vigorous.

To walk *Surely*, he must lift up his Legs indifferently high: If he does not bend them enough, he will be cold in his Walk, and apt to strike upon the Stones and Clods. This cold way of Walking or Riding is for the most part a Token that the Horse hath his Legs spoilt; although many Colts have a cold Walk before ever they be wrought. Moreover, to walk *Surely*, a Horse should have his *Tread* good and firm, that he may not be subject to stumble, but ride securely.

The Opinion of most People is to be admired, who pretend to know if a Horse goes well, if he overpasses the Tread of his Fore-foot very much with his Hind, which is a most ridiculous Mistake, and should be joined with that of passing the Hand

56 *The Compleat Horseman : or,*
before a Horse's Eyes, to know if he have a good Sight.

Most Horses which thus overpass, if they do it considerably, swing their Croup from one side to t'other and rock, which is contrary to what we required in a good Walk. Besides such Horses commonly *Forge*; that is, with the Shoes of their Hind-feet they overtake those of their Fore, and so pull them off upon the Road; neither have they any Reins or Mettle. I don't deny but such a Horse may walk swiftly, but he will rarely have good Reins; neither can he go easily, because he hath not a quick, but long and stretched Step all upon his Shoulders, which will make him more subject to stumbling, because he is not supported by his Reins.

This Observation of a Horse's overpassing with his Hind-foot the Tread of his Fore, is as good a Remark for his Ambling well, as it is bad for his Walking well: For it is certain a Horse can never amble upon his Haunches, nor go well, if he do not with his Hind-feet overpass the Treads of his Fore, at least a Foot, or a Foot and a half; and the more he overpasses, the better will he amble.

There are some Horses, who although they have too long Haunches, yet commonly walk well. Such Horses are good to climb up Hills; but to ballance that, they are no ways sure upon a descent; for they cannot ply their Hammes, and they never gallop slowly, but almost at full speed.

The Haunches are too long, if when the Horse is standing in the Stable, he camps with his Hind-feet farther back than he ought, and that the top or onset of his Tail doth not answer in a perpendicular Line with the tip of his Hocks, as it always does in Horses whose Haunches are of a just length.

C H A P. XII.

How to know if a Horse's Mouth be good.

A Horse to have a good Mouth should have a well-rais'd Neck, and if it be somewhat large and thick, it should be at least well-turned, his Reins strong and well-shaped, and his Legs and Feet likewise. If he have all these right, no doubt but he will have (unless it be by accident) a very good Mouth. But if his Jaw-bones be too close, and that he have also a short and thick Neck, so that he cannot place his Head right, his having a good Mouth will be to little purpose, because you cannot make use of it.

Having felt his Jaw-bones, to know if they are sufficiently separated, put your Finger into his Mouth, pressing his Barr pretty hard with it, and if you find it paineth him, it is a token that the Barr is sensible, and consequently that his Mouth is good ; however too great a degree of sensibility would render it bad, as I shall shew you.

If the place where the Curb rests be hurt, you may infer by it, that the Horse has either a bad Mouth, rests too much upon the Bitt in travelling, or that the Rider hath a hard Hand, or the Curb is ill made : But in buying a Horse a Man should always conclude the worst against him, and believe that the place where the Curb rests hath been hurt, either by his having too hard a Pressure upon the Curb, or by his Mouth's not being so sensible as it ought. If the Barr have been hurt, although it be healed up, it is almost as much to be suspected as a bad Mouth, because the Scar where the Wound was, will never have that sense of feeling it had before,

fore, nor will the Mouth of the Bitt rest so equally upon it.

To be certain of a Horse's Mouth, you must put him on pretty smartly, and then presently stop him; by his parting you will know if he be ticklish-mouth'd by his chacking the Bridle, or throwing up his Head. Again by his Stop; you will find if he stop easily, and by the least Motion of your Hand, with his Head firm and well placed.

The Mouth should be full of Froth; and if he champ continually upon the Mouth of his Bitt, it is a token of a good Horse, for few bad ones have this Action.

If the Froth be thin and fluid, or of a pale, grey or yellowish colour, it denotes a bad-temper'd Brain; but if it be white and thick, cleaving to his Lips, and Branches of the Bridle, then you are to look upon the Mouth to be fresh, and that the Horse is of a good Constitution, and sound in his Body.

C H A P. XIII.

How to judge of a Horse's Vigour and Agility.

WHen the Horse is standing still, keeping him fast with the Bridle-hand, apply your Spurs just to the Hair of his Sides, which by Horsemen is termed *Pinching*: And if you find him to be impatient under you, assembling himself, and endeavouring to go forward, champing upon the Bitt without thrusting out his Nose, it is a sign of Heart and Vigour. There are some Horses which shew a great deal of Mettle when they are pinched, but immediately lose the apprehension of it; so that
though

though they have a very sensible feeling, which proceeds most from the thinness of their Skin, yet are of a dull and craving Nature and Disposition. Of such Horses it may be said, that they are rather ticklish, than really sensible of the Spurs.

There is great difference between a mettled Horse and a fiery one. A mettled Horse should be esteem'd, but a fretting and fiery Horse is good for nothing. A Horse truly vigorous should be calm and cool, ride patiently, and not discover his Mettle but when required.

Some Horses, when a Man gives them the Spurs, will not endure them, nor go forwards, but as it were cleaving and fastning to them, strike out, and go back; and if you press them hard, they will then fall a pissing, and not stir out of the place. If he be a Gelding, he will with difficulty quit this Humour; but if he be a Stone-horse, he may perhaps forget it for a time, if he be under the Conduct of a good Horseman; but if he once get the Mastery of any of his Riders, he will then be just to begin a-new again. This is not to say, but Geldings, if guilty of any other Vice but this of Kicking against the Spurs, may be easily reduced, if they have not been long accustomed to it. In a word, every Gelding, Stone-horse, or Mare, which does not fly the Spurs, but obstinately cleaves to and kicks against them, should be look'd upon as of a cross and dogged nature, and therefore to be rejected.

When you mount a Horse to try him, if he will not obey, but endeavours to go where he will, you are to reject him, as a resty Jade ought always to be; for a Man should buy Horses which have no other Will save that of their Rider. These kind of Horses never quit altogether this Vice, and therefore should not be meddled with.

The surest Method will be to chuse such **Horses** as are very apprehensive of Stroaks, and are afraid at the least appearance of them, which at the only closing or grasping of the Legs, or rather Thighs, are afraid and alarm'd, and that without fretting or fierceness. A Horse which walks deliberately and securely, without needing too often the Whip, and without fretting, goes from the walk to the Gallop, and from the Gallop to the Step again, without being disquieted, but always champing upon his Bitt, trots with a glibness upon his Shoulders, and gallops easily, snorting a little thorow his Nostrils: If he be well upon his Haunches, have a light and easie Stop, his Head firm and well-placed, and the feeling of the Bitt equal and just, I say, if he have these Qualities, you will seldom have cause to complain for his Price.

I shall only add, that whatever other good Qualities a Horse may have, that you never give a good Rate for him, unless he have these two, of having a good Mouth, and being sensible and obedient to the Spurs.

C H A P. XIV.

After what manner a Man should mount and try a Horse he intends to buy.

After you have seen the Horse rid by another Person, it will be fit to mount him your self, that you may know if his going please you.

Take the Horse as he comes out of the Stable, and if possible, before he hath been rid that day, and without animating, or in the least frightening him with your Legs or Rod, slack your Bridle-hand about four Fingers breadth, more than is necessary
to

to feel him on the Hand, letting him go at a Step according to his own Fancy and Humour, with his Head lolling if he will, and you no ways troubling him : Now if you can have but patience to let him walk thus for a quarter of an Hour, if he incline to stumble, he will trip more than once, and perhaps salute the Ground with his Nose, if he be very subject to it. If he be heavy on the Hand, he will rest wholly upon the Bitt, and be a burden to the Bridle-hand. If he be dull and lazy, he will diminish insensibly the train of his Walk, and will at last stand still. To put him on again, you must move gently your Body and Legs, nay, even your Arms, and infallibly you will know your Horse better thus in half an Hour, than in half a Day by any other Method. Again, if after having made this proof, you cause him to go at an attentive Pace, and that he be under the apprehension of your Spurs, he will unite all his strength and mettle to please you ; whereas if you suffer'd him to walk on negligently at his pleasure, he would not much help or advance his Sale ; because it is commonly in the first hundred yards or so, that a Horse after he hath been switch'd or spur'd, gives the greatest token of his Mettle, by reason the correction he received is so long fresh in his Memory : But if after he is once freed of that apprehension, by your negligence in pressing him on, and slackness of your Thighs and Legs, he notwithstanding go chearfully forward, with a raised and well-placed Head, and champing his Bitt, his Step well-raised and resolute, without either stumbling or striking the Clods or Stones in the way, I say, such a Horse without doubt cannot but be vigorous and mettled, and also go well.

As for *Amblers* they should go roundly and equally, that is, their Hind-Quarters should exactly accompany their Fore, and not go as if they were in two pieces

pieces or halves: But above all, you should observe if the Persons upon them make but a little motion with their Bodies, which will be a certain token that such Horses go well, and that not only the Amble, but also the Step.

The best observation for Amblers, and to know if they really go well, is to take notice if they overlay much in Ambling, which is, if with their Hind-Feet they over-pass a Foot and a half, or two Foot the print of their Fore, for the more they over-pass them with their Hind-Feet the better will they Amble, because it is impossible for them thus to over-pass with their Hind-Feet the tread of their Fore, without plying considerably their Haunches, which is the perfection of the Amble.

It now remains that I speak of those Horses which go shuffling and mixt Paces, which, generally speaking, are worth nothing, and commonly such Horses are fretful and fiery, which obliges them at their first out-setting to betake themselves to such shuffling Paces. Sometimes also it proceeds from a weakness either in their Reins or Legs: But if it hath never been a Horse's custom to go a shuffling Pace betwixt the Walk and Amble, and that you find he now inclines to it of his own accord, it is a sign that his Legs are either spoil'd or weak, and that he endeavours by this kind of Pace to give ease to them.

A Horse design'd for Hunting should be vigorous and full of Mettle (but not fiery) gallop upon his Haunches, and graze but slightly upon the Ground with his Feet; that is, should go smooth, and not raise his Fore-feet too high. His Head and Neck high and well-placed, without resting too much upon the Snaffle, and also giving a little snort with his Nostrils each stroke he makes, which is a token of a good Wind. When you make tryal of a Galloper, observe if he perform it equally, and push him on a
little

little hard, that you may know by his Stop if he have strength and vigour, which is called a *Source* or *Fund*, and if he be also sensible of the Spurs.

C H A P. XV.

Of the different Colours of Horses : With some Observations that may be drawn from them.

THE Duke of *Newcastle* ridicules all such as regard either Colour or Marks, and laughs at those who think that a Horse is composed and nourished by the four Elements ; for, saith he, both Men and Horses receive their Sustenance from Meat and Drink only. However, since some People will not be persuaded, but that the natural Temper and Constitution of Horses may be discovered in a great measure by their colour, I shall briefly name them unto you.

The most common of all Colours is the Bay : Some have dark Spots on their Croup, and are called *Dappled Bays*.

The dark Bay is that which is almost black, only hath a little brown Hair upon their Flanks and tip of the Nose ; and is therefore sometimes called *Brown Bay*.

All these kind of Bays have their Manes and Tails black : Neither was there ever a Bay Horse which had not his Extremities black.

The Grays are of several kinds.

The branded Gray is he which hath large black Spots dispersed here and there.

The light or silver Gray is when there is a very small mixture of black Hairs, and only so much as may distinguish it from the white.

The sad or powder'd Gray is a colour with a very great mixture of black Hairs in it, and is a pretty colour

colour when the Mane and Tail are white: The Black Gray is almost the same with a great deal of Black, and but little white. The Brownish or Sandy-coloured Gray, is when there is Bay-coloured Hairs mixed with Black, and is a very good colour. The Dapple-Gray is commonly known.

Of Pye-bald Horses are several kinds, as Black, Bay, and Sorrel. The less White they have, it is so much the better token of their goodness.

The Roan is as good a colour as any of the preceding; and there are several kinds, as the Roan of a Wine-like colour, which approaches near to the colour of a pale Claret; and the Roan with a black Head, which hath also his Mane and Tail black.

The Starling-colour somewhat resembles the brownish or black Gray, only more Freckled, and having a considerable deal more white, resembling the colour of that Bird's Breast and Back-feathers.

Horses of the colour of a Peach-flower or Blossom are very rarely sensible and obedient to the Spurs, but their colour is delicate and pleasing to the Eye.

The Sorrel is a kind of Bay of a brown or rather reddish colour. There are but few but what are good, especially if their Manes, Tails, and Legs be black.

There are several kinds of Sorrels, and their difference chiefly consists in the colour of their Manes and Tails: As,

The Red or Cow-colour'd Sorrel, with the Mane and Tail White, or of the same colour with their Bodies.

The Bright or Light-coloured Sorrel, hath commonly the Mane and Tail White, and is not much worth.

The Common-Sorrel, which is as it were a Medium between the Red and Bright, is that which is commonly called Sorrel, without any other distinction.

The Burnt-Sorrel is of a very deep brown and reddish colour, and should have always the Mane and Tail white, and are very rarely of another colour; and this is a beautiful and good colour.

The most part of Sorrel Horses, except such as have their Flanks of a pale colour, and their Extremities white, answer readily to the Spurs, and are for the most part of a choleric Constitution.

There are other mixt kinds of colours, such as the Rubican, which is when a black or sorrel Horse hath white Hairs here and there scattered upon his Body, but especially upon his Flanks.

The Mouse-colour or Dun is well known. Many of them have black Lists along their Backs, called *Eel-Back'd*. Others have their Legs and Hammes list-ed or rayed with black, with their Manes and Tails quite black. Some are of a bright Dun-colour, but the dark are most serviceable, especially if their Extremities be black.

The Wolf-colour is of two kinds, Bright or Dark; if it be very bright, it resembles the Isabella-colour; such Horses have always, or at least should have, a black List along their Backs, with their Manes, Tails, and Legs black; and are for the most part very good.

The Tiger-colour is almost the same with the Branded Gray before-mentioned, only that the Spots are not by far so big.

The Deer-colour is sufficiently known, and if such Horses have their Manes, Tails, and Legs black, they will prove good; and if they have a black List along their Backs, they will be so much the better.

Altho' there be good Horses of all colours, as there are good Greyhounds of all Marks, yet I shall tell you which colours are most esteemed, and so conclude this Chapter.

The Bay, Chesnut, Dapple-gray, Roan with a black Head, the burnt and dark Sorrel, the Black with a Blaze or Star in the Forehead, are all good colours.

I have seen some very good Iron-coloured Grays, altho' it be generally no good colour. And I have known very good White Horses, which were black all about their Eyes and Nostrils.

The Flea-bitten Gray, which have good Eyes, seldom fail to prove good, but there are but few Horses of this colour until they become a little aged. Those that are flea-bitten in their Fore-Parts are commonly excellent; and if they have them all over their Bodies, the Mark is so much the better. But if they have them only upon their Hind-Quarters, and none upon their Fore, then they are rarely good.

C H A P. XVI.

Of White Feet, Stars, Blazes, Feathers.

Altho' these Marks in the Opinion of the Duke of Newcastle, are nothing but so many Absurdities, as also what People say of white-footed Horses, that there are four good Marks belonging to them, and seven bad; yet since many People rely much upon them, I shall describe them as briefly as I can.

The first good Mark is when a Horse hath only his far Fore-foot; the second when he hath his near Hind-foot white. The far Hind-foot white is esteemed a bad Mark. The two Fore-feet white is a bad Mark, but not very common. I have known
but

but few Horses with this Mark, neither were they much worth.

The two Hind-feet white is a good Mark, especially if he have a Star or Blaze in his Forehead.

The two Fore-feet, and one Hind-foot white, is somewhat better than the two Fore-feet alone.

Four white Feet shews good nature, but are commonly not very strong; and their Fore-feet will incline to be brittle because of the whiteness of the Horn.

Two Feet of a side white is a bad Mark, and so it is when a Horse is Cross-white-footed; altho' some People look upon it as a good Mark to have the far Fore-foot and near Hind-foot white, especially if he have a Star with it.

Ermined white Feet are those which are freckled with little black Spots round the Coronets: An excellent Mark.

The higher the White ascends upon a Horse's Legs, he is so much the worse. But after all, the Judgment drawn from Colours and Marks is according to Men's Fancies, there being good and bad of all Colours, as well as of all Marks.

A *Feather* is nothing else but a turning of the Hair, resembling in some an Ear of Barly, and a kind of Oilet-hole in others. When it reacheth a good way along the upper part of the Neck, near to the Mane, it is a good Mark, and if it be on each side the Neck, the Mark is the better. So likewise if there be in the Forehead two or three of these Oilets separate from each other, or so joined that they form a kind of Feather. Or if the like Mark be upon the ply of a Horse's Hind-Thigh, and upon the back part of it near to where the end of his Dock or Rump reacheth, it is a very good Mark.

It is said of Horses which have white Faces or Blazes, that if the Blaze be divided in the middle, cross-ways, the Horse will be of an odd disposition.

But if his near Hind-foot be white, it will rectify that blemish.

Every Horse that is not White or Gray, is esteem'd the better for having a Star in his Forehead. You may easily discover when it hath been made by Art, because there will be no Hair in the middle of it, and the white Hairs will be much longer than the rest.

The *Hollanders* roast a large Onion in hot Ashes, and being almost thoroughly roasted, they divide it in two, and dip it into scalding hot Walnut-Oil, after which they immediately apply the flat side of it to that part of the Forehead where they intend to make the Star, and there keep it for half an Hour, and then take it away, and anoint the scalded place with the Ointment of Roses: In a short time the Scarf-Skin falls away, and there grows up in the new one some white Hairs, but the Star in the middle remains always without Hair, as was before observed.

C H A P. XVII.

How to know if a Horse have a good Appetite, or be subject to the Tick.

BEfore you conclude your Bargain when you are buying a Horse, observe if he eat heartily, for tho' there are some great Feeders which are no great Toilers; yet there are very few which can endure a long Fatigue, but what have excellent Appetites,

If a Horse be light-bellied, it were convenient to try him one Night, giving him fifteen or twenty pound weight of Hay, and if there be none next Morning remaining, he has a good Appetite. Observe also if he drink well.

Light-

Light-bellied Horses, altho' they may eat their Oats heartily, yet for the most part do not eat much Hay, nor consequently drink lustily, whereby they cannot travel so well, because with Oats alone they are too much over-heated, when a Man is obliged to give a great quantity of them, that so they may supply the want of Hay.

You may be easily deceived, if you conclude that a Horse has a good Appetite, because he is fat and lusty, and carries a good Belly; for he may have been pamper'd for some time, and yet may disgust and lose his Appetite by the least Fatigue.

Some Horses, as they eat their Oats, take their Heads out of the Manger, and yet eat all up; those Horses may have a good Appetite, but lose a great deal of their Oats; whereas he should not stir his Nose from among them until they are all eat up. But (if his Oats are fresh and no ways musty) and he forsake them and fall to eating his Hay, you may conclude that he hath no good Appetite.

Take notice while he is eating his Oats if he be not subject to the *Tick*, which is a pressing the edge of the Manger with his upper Teeth, and giving a kind of Belch through his Throat, whereby he loses part of his Oats.

Lastly, When you are buying a Horse, take care not to fall in love with him, for when this Passion hath once seized you, you are no longer in a condition to judge of his Imperfections.

C H A P. XVIII.

*Directions for preserving Horses sound upon
Travel.*

First see that his Shoes be not too strait and press his Feet, but be exactly shaped, and let him be shod some days before you begin a Journey, that they may be settled to his Feet.

You are next to see that he be accommodated with a Bitt proper for him, and by no means too heavy, which may incline him to carry low, or to rest upon the Hand when he grows weary, which we call making use of his fifth Leg. The mouth of the Bitt should rest upon his Barrs, about half a Finger's breadth above his Tusshes, and not make him to frumple his Lips. The Curb should rest in the hollow of the Beard, a little above the Chin, and if it gall him, you must defend the place with a piece of Buff or soft Leather.

The next thing to be observed is, That the Saddle do not rest upon his Withers, Reins, or Back Bone; and that no part of it do more press his Back than another.

To know if it rest equally over all, cause some Person to get upon it, and if the Toes or Points of the Saddle's Fore-bow press too much the Horse's Sides, then the upper part of it will be void and hollow, and not close enough to the Horse's Back, and so the Saddle will be too narrow in its Toes or Points: But if the Points of the Fore-bow be too wide and open, then they will not touch him at all in that part, but the upper-part of the Saddle will press him a little below the Withers, and so hurt and pinch his Shoulders, or occasion Sit-fasts, which are difficult to cure.

So

So likewise if the Hind-bow of the Saddle press at its Points, then it will not come close enough to his Back above; and if it rest too close upon his Back above, then it will be too easie at the Points, and so quickly spoil the Horse where it presseth most.

The Stuffing of the Saddle should be of Deers-Hair, or the long Hair of Horses Manes and Tails, or even that of the Tails of Oxen, which does not harden near so much with the Sweat, as the ordinary Hair of Oxen and Cows; and some use well-dried Moss, as least apt to harden with Sweat.

When the Saddle is placed too forward, the flesh of the Shoulder will appear raised at the Points of the Fore-bow when the Horse is in motion. The same will happen if the Pannels be too much stuff'd before, or that the Toes of the Fore-bow be too narrow and strait. The *Fore-bows* should be always distant from the Withers two or three Fingers breadth, and when you perceive they lie too near, you should immediately rectify it, by stuffing that part of the Pannels called their Breasts or Paps.

If your Horse be low before, or the Fore-bow of your Saddle too wide, or the Pannels too much stuff'd behind, so that you must have recourse to a Crupper, take care that it be neither too strait drawn nor too slack, and that the Buckle do not gall him by resting upon his Reins.

The *Dock-piece* should be large and full, rather than too small, and let it be greased every Day if he gall beneath the Dock, and wash the Sore with Water and Salt, or good Brandy, which is the most sovereign Remedy, if the Horse will suffer it.

The *Breast-plate* should be also of a just length, and the Buckles so placed as not to gall him.

Some Riders do gall a Horse's Sides below the Saddle, with their Stirrop-Leathers, especially if he be lean; to hinder it, you must fix Leather Straps

72 *The Compleat Horseman : or,*
between the Points of the Fore and Hind-Bows of
the Saddle, and make the Stirrop-leathers pass over
them.

Let your Stirrop-leathers be strong, as also the
Stirrop-irons, which should be pretty large, that
you may the sooner quit them in case of a Fall.

Having observed these Precautions, begin your
Journey with short Marches, especially if your Horse
have not been exercised in a long time. Suffer him
to piss as often as you find him inclin'd; and not on-
ly so, but invite him to it. But excite not your
Mares to piss, because their Vigour will be thereby
diminished. During your whole Journey let him
drink of the first good Water you meet with after
seven in the Morning in Summer, and after nine
or ten in Winter. I call that good Water which is
neither too quick and piercing, nor too muddy and
stinking. This you are to do, unless you design to
gallop him a long time after drinking; for in that
case you must forbear, although it be the custom in
England to run and gallop their Horses after drink-
ing, which they call *Watering-courses*, to bring them,
as they say, in Wind; yet it is the most pernicious
and hurtful Practice for Horses that a Man can ima-
gine, and many of their Horses become purfy by it.

While he is drinking, draw up his Head five or six
times, moving him a little betwixt every Draught;
and altho' he be warm and sweating very much,
yet if he be not quite out of breath, and that he
have four or five Miles to ride, he will be better af-
ter drinking a little than if he had drank none at all.
It is true indeed, that if the Horse be very warm, you
should at the coming out of the Water redouble your
pace, or make him go at a gentle Trot, to warm
the Water in his Belly.

You are thus to let him drink all the while you
are travelling, because if he be hot or sweating
when you come to bait, you must let him stand a
long

long time before you can give him any Drink, without endangering his Life; and when you take off the Bridle, his excessive Thirst will hinder him from eating, so that an hour or two will be elapsed before he offer to touch his Meat, which is almost all the time a Man can well allow for a Bait at Noon, and to depart again with the Horse in this condition before he hath either eat or drank, will make him but very unfit to travel.

It is also good to ride very softly for a quarter or half an Hour before you arrive at your Inn, that your Horse not being too warm, nor out of breath when you put him into the Stable, you may immediately unbridle him. But if your Business requires you to put on sharply, you must then, if the Weather be warm, let him be walked in a Man's Hand, that he may cool by degrees: And if it be very cold, then let him be covered with some Cloaths, and walked up and down in some place free from the Wind. But if you have not the conveniency of a sheltered Walk, stable him immediately, and let his whole Body be well rubb'd and dried with Straw. And do not unbridle him until he be pretty dry, and have recovered his Wind; and during that time you shall ungirt him, take off his Crupper, slack the Breast-plate, and put some fresh Straw betwixt the Saddle and his Back to refresh and ease him. Then shake down fresh Litter beneath him to oblige him to stale or piss; for most good Horses do always piss when they are first put in the Stable, and find the Litter beneath them.

Altho' most People will have their Horse's Legs rubb'd down with Straw as soon as they are put in the Stable, thinking thereby to supple their Legs, yet it is one of the greatest Abuses can be committed, and produces no other Effect but to draw down upon the Legs those Humours which are already stirr'd up by the Fatigue of the Journey. But where-

as it may be objected, that the Humour which falls down, is dissipated by Transpiration through the Pores, which are open'd by this rubbing of the Legs: To this I answer, That the Humour indeed does in some measure rarifie, but that it cannot be all discuss'd that way, having too gross a Body for it; so that the remaining part of the Humour insinuates it self as a Vapour amongst the Nerves, which is afterwards by the Cold condensed into a Water, and this Water into a kind of viscous Humour, which cannot be dispell'd by rubbing; because being done in a time when all the Humours are in Agitation, it draweth them down, and instead of giving ease, or being any ways beneficial to the Horse, is extremely prejudicial and hurtful. Not that I disapprove the rubbing Horses Legs, upon the contrary I very much approve of it, only I would not have it done at their first arrival, but when they are perfectly cooled.

If before you arrive at the Inn you meet with any Ford, ride your Horse through it two or three times, but not so deep as the Water may come up to his Belly. Now this Water will not only cleanse his Legs of Mud, but the coldness thereof will bind up the Humours, and prevent their descent.

Being arrived at your Inn, as soon as he is partly dried, and ceases to beat in his Flanks, let him be unbridled, and his Bitt washed, cleansed, and wiped, and let him eat his Hay at pleasure.

If your Horse hath been very warm, and that you had not the conveniency of letting him drink upon the Road, he will when unbridled eat but very little; you must therefore give him his Oats washed in Ale or Beer, or some of them only, if you intend to feed him again after he hath drunk.

Many are of Opinion that People spoil their Horses by giving them Oats before their Water; because, say they, the Water makes the Oats pass too soon,

soon, and so undigested out of the Stomach. I again think, that although it be the common Custom not to do it till after ; yet it is good to feed with Oats both before and after, especially if they be warm and have been hard rid, for they will be a great deal the better for it, and not at all in danger of becoming sick.

The Dust and Sand will sometimes so dry the Tongues and Mouths of Horses, that they lose their Appetite ; In such case give them Bran well moistned with Water, to cool and refresh their Mouths, or wash their Mouths and Tongues with a wet Sponge to oblige them to eat.

The Preservation or Destruction of Horses depends much on the Water they drink when travelling. That which is least quick and penetrating is best. A River is preferable to a Spring, and a Spring or Fountain to a Draw-well : But if a Man be necessitated to let his Horses drink of such penetrating Waters, he should cause the Water to be set in the Sun, or warm some of it to correct the sharpness of the rest : Or it may be a little corrected by stirring it about with the Hand, or throwing a little Hay amongst it. But if the Water be extremely quick and piercing, mix it with a little warm Water, or Wheat-bran, which will sufficiently correct it.

The preceding Directions are to be observed after moderate Riding : But if you have rid excessively hard, unsaddle him, and scrape off the Sweat with a Sweating Knife or Scraper, holding it with both your Hands, and going always with the Hair. Then rub his Head and Ears with a large Hair-cloth ; wipe him also between his Fore and Hind-legs. In the mean while his Body should be rubb'd all over with clean Straw, especially under his Belly, and beneath the Saddle, until he be thoroughly dry. Then set on the Saddle again, and cover him ; and if you have a warm place, let him be gently led up
and

and down in it for a quarter of an Hour ; but if not, let him dry where he standeth.

Let him not drink until he be thoroughly cooled, and have eat some Oats. For many by drinking too soon, have either died by it, or become very sick. A Horse after violent Labour, will never be the worse by being kept half a day from drinking, but may die by drinking an Hour too soon.

Set the Saddle in the Sun, or by the Fire, that the Pannels of it may be dry, rather than set it upon his Back next Day all wet, and let the Pannels be beaten with a Rod, that they may not harden and hurt the Horse.

At the taking off the Saddle, you should feel your Horse's Back, if he be pinched or galled. You may discover it better when he hath stood an Hour or two unfaddled, by the swelling of the Part oppressed. If it be only swelled, fill a Bag with warm Dung, and tie it upon the Swelling, which will not only hinder its encrease, but perhaps also quite discuss it : Or rub and chafe the Swelling with good Brandy or Spirit of Wine ; and when you have soak'd the place well with it, set fire with a lighted Paper to what remains upon it ; and when the Fire of its own accord extinguishes, then the Swelling will also disappear. But if the Skin be cut, wash it with warm Claret mixed with a fourth part of Sallad Oil or Fresh-Butter ; or bathe it frequently with Brandy if the Horse will endure it.

Some, to prevent a Horse's galling, do take a Hind's Skin well garnish'd with Hair, and adjust it neatly beneath the Pannel of the Saddle, that the Hair of the Skin may be next to the Horse. Now this doth not harden with Sweat, and so not only prevents galling, but is good for such Horses as have been lately cured, who would otherwise gall anew again.

When Horses are arrived at an Inn, a Man should before they are unbridled, lift up their Feet to see if they

they want any of their Shoes, or if those which they have, do not rest upon their Soles; and pick and clear them of the Earth and Gravel which may be got betwixt their Shoes and Soles.

If you water them abroad, so soon as they return from the River, cause their Feet to be stopped with Cow-dung, which will ease the Pain in their Feet: And if it be in the Evening, let the Cow-dung remain in their Feet all Night, to keep them soft and in good condition.

But if your Horse have brittle Feet, it will be necessary to anoint his Fore-feet at the on-setting of the Hoofs with Butter, Oil, or Hog's grease before you water him in the Morning; and in dry Weather they should be greased also at Noon.

So soon as you give your Horse Oats it is good to leave him alone; for a vigorous Horse, so long as there is any Person behind him, will not fail to look about him, and so lose many of his Oats, which at that time fall from his Mouth. If he eat his Oats too greedily, spread them in the Manger, that he may neither eat them in such haste, nor swallow them unchewed.

Many Horses as soon as unbridled, instead of eating lay themselves down to rest, because of the great Pain they have in their Feet, so that a Man is apt to think them sick; but if he look to their Eyes, he will see they are lively and good; and if he offer Meat to them as they are lying, they will eat it very willingly: yet if he handle their Feet he will find them extremely hot, which will discover to him that it is in that part they suffer. You must therefore observe if their Shoes do not rest upon their Soles; which is somewhat difficult to be certainly known without unshoeing them: But if you take off their Shoes, then look to the insides of them, and you may perceive that those Parts which rest upon the Soles are more smooth and shining than any other.

78 *The Compleat Horseman : or,*

other. You are therefore to pare their Feet in those Parts, and fix on the Shoes again, anointing the Hoofs, and stopping the Soles with scalding-hot black Pitch, or Tar.

Horses which have tender Feet, commonly lie down to rest as soon as unbridled, because of the great Pain in their Feet. By tender Feet, I mean such as have low Heels, or whose Feet have but little thickness betwixt the Sole and the Hoof, in that part of the Foot, which is about two Fingers breadth or less, above the Toe or Fore-part of it ; all those which have too little Feet, or which have cloven Quarters, or are Hoof-bound, or have their Hoofs circled ; and last of all, those which have flat Feet.

You should also look on your Horse's Dung ; if it be too thin, it may be a sign, that either the Water which he drank was too cold and piercing, or that he drank too greedily of it. If there be amongst his Dung whole Grains of Oats, either he hath not chewed them well, or hath a Weakness in his Stomach. And if his Dung be black, dry, or come away in very small and hard pieces, it is a token that he is over-heated in his Body.

Lastly ; before you leave him, see that he be so tied as that he may lie down with ease, and that his Halter be neither too long nor too short.

C H A P. XIX

Directions for preserving Horses after a Journey.

When you are arrived from a Journey, immediately draw the two Heel-nails of the Fore-feet, and if it be a large Shoe, then four. And two or three Days after you may blood him in the Neck, and feed him for ten or twelve Days with wet Bran

Bran only, without giving him any Oats, keeping him well-litter'd. The reason why you are to draw the Heel-Nail is, because the Feet swell, and if they were not thus eas'd, the Shoes would press and straiten them too much. It is also good to stop them with Cow-dung, but do not take the Shoes off, nor pare the Feet, because the Humours are drawn down by it.

The following Bath will much preserve your Horse's Legs. Take Cow or Ox-dung, and make it thin with Vinegar, so that it be but of the consistence of thick Broth, and adding to it a handful of small Salt, rub his Fore-Legs from the Knees, and Hind-Legs from the Gambrels, by chafing them well with and against the Hair, that the Remedy may penetrate and adhere to them, and that they may be all covered over with it : And thus leave him till Morning, not wetting his Legs, but giving him his Water that Evening in a Pail.

The next Morning lead him to the River, or wash his Legs with Well-water, which is also very good, and will keep his Legs from swelling. Many times when I have had no Vinegar, I have made use of simple Water, and it succeeded very well.

Those who, to recover their Horse's Feet, make a Hole, which they fill with moisten'd Cow-dung, and keep their Fore-feet in it, during the space of a Month or so, do very badly ; because although the continual moisture which is amongst the Cow-dung causes the Hoof to grow, yet it dries and shrinks in so extreamly when out of that place, that it splits and breaks like Glass, and the Foot immediately straitens. For I assure you that Cow-dung, contrary to the Opinion of many People, spoils a Horse's Hoofs : It doth indeed moisten the Sole, but drieth up the Hoof, which is of a different nature from it. Therefore to recover a Horse's Feet, you are rather in place of Cow-dung to fill a hole
with

with wet blue Clay, and make him keep his Fore-feet in it for a Month.

When a Man hath rode a Horfe so extreamly hard that he fears foundring, the best method he can take, after he hath led him a little in one's hand, and otherways ordered him, as I have already directed, is, to take two Quarts of Vingear, with two Pounds of Salt, and mixing them well together cold, bathe and rub hard the Horfe's Fore-legs with it for about half an Hour; then pour into his Feet some Oil of Bays scalding hot, and upon the Oil hot Ashes, above which put Hurds or course Flax, with thin slices of Wood fixed cross-ways above it, to keep all fast: But if you can have no Oil of Bays, then take either the Oil of Walnuts, Rape-seed, or that of Fishes, but Oil of Bays is by far the best.

C H A P. XX.

How to recover Horses which are harassed and lean after a long Journey.

MOST Horses that are fatigued or over-rid, and made lean by it, have their Flanks altered, without being Purfy, especially vigorous Horses that have wrought too violently. There is no better method to recover them, than to give them in the Morning half a Pound of Honey very well mixed with scalded Bran; and when they shall eat well the half Pound, give them the next time a whole one, and then afterwards two Pounds every Day, continuing it until you find that your Horses empty and purge well with it: And when you perceive that they no longer purge, then forbear to give them any more Honey. Or you may give them Powder of Liquorish in the scalded Bran for a




Fig. 1

Une Branche Droite

A Pointelle.

A Straight Branch
of a Pointelle.



after firming

Fig. 2

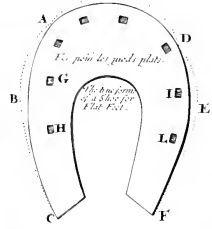
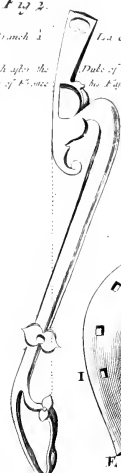


Fig. 2

Une Branche 1/2

A Branch after the
Contable of France



Duke of Monmouth's
his English.

Fig. 10

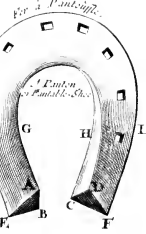
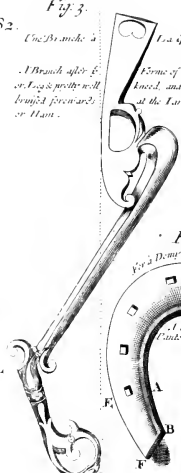


Fig. 3

Une Branche 2/3

A Branch after E.
or L's's point will
brought forward
or than.



Les Espagnoles.

Some of a great
Ancestry, and also
at the Carrot.

Fig. 11

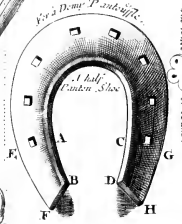
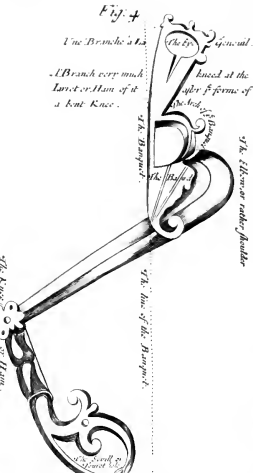


Fig. 4

Une Branche 3/4

A Branch very much
Lower or than of it
a hot knee.



Pointelle
(the top)
Ancestry at the
after firming of
the hot knee.

the Branch
of the Branch
of the Branch

Fig. 5

Une Branche

Branch 1/2

A Branch after f

French English.

Another Branch after f
Contable of France
but more about sharp
preceeding Branch

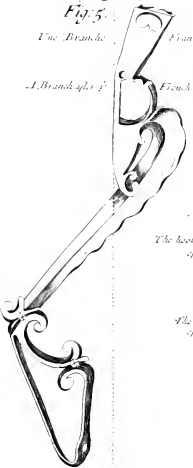


Fig. 6

Une autre Branche
Mais plus haute

A La Contable
you has preceedente

Duke of Monmouth's
his English
then the

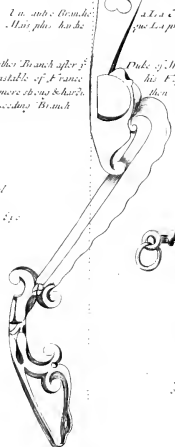
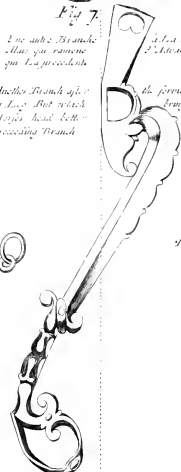


Fig. 7

Une autre Branche
Mais you renance
you has preceedente

Another Branch after
or L's's. But watch
Hog's head left
preceeding Branch



A La Espagnol
E. or L's's change.

The firming of a great
Ancestry in a
French in the

Fig. 8

Une autre Branche
Mais plus haute que
preceedente

Another Branch after f
but more about the handle
preceeding Branch



French English
then the
preceeding Branch

Fig. 12

An order
The hook which
of the

The Chain
of the
hook

The two Rings
or Hooks



Fig. 13

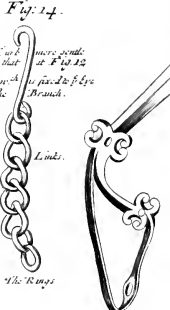
A Ma. head nail
or Sliding Bit



Fig. 14

A Chain
more gentle
than that of Fig. 12
The hook which
of the

The Links



of the Branch or under ground

considerable time. And to cool their Blood it will not be amiss to give them three or four Clysters. If their Flanks do not recover, give them the Powder for Purfy Horses described in the *Second Part*.

If the Horse be very lean, it will be proper to give him some wet Bran every Night, over and above his proportion of Oats. Grass is excellent for him, if he be not purfy.

If it be a Mare, give her a Horse, and if she never had a Foal before, it will enlarge her Belly.

Sometimes excessive Feeding may do more harm than good, by making Horses subject to the Farcy: Therefore give not too great a quantity at a time, and take a little Blood from them now and then.

Cut Straw, mixed with Oats, is good to prevent a Horse's eating of them too greedily, and being of it self a very good Food, is mighty wholesome for them; that which is smallest cut is the best.

When a Horse begins to drink heartily, it is a certain sign that he will in a short time recover.

C H A P. XXI.

Of the Art of Shoeing, or the true and exact Method of Shoeing all sorts of Feet, be they never so bad or deformed.

THere are two Methods of Shoeing. The first is, to shoe for the advantage of the Foot, and according to its nature and Shape to fit such Shoes to it as may make it better than it is; and if it be good, may preserve and keep it from becoming bad. The second method is, that which disguiseth the Foot, and maketh it appear good when really it is not; which Method, altho' in time it wholly ruins the Foot, yet Horse-Courfers, who have no other design but to sell and put off their Horses, do

not much trouble themselves about it; for provided their Horse's Feet but appear good, and they get them sold, it is all they desire.

I shall treat of the first only, wherein are four Rules to be observed in Shoeing all sorts of Feet whatsoever.

The first is, *Toe before*, and *Quarter behind*, or as we commonly say, *Before behind*, *Behind before*.

By *Toe before* is meant, that you may give the Nails a good hold upon the Toes of the Fore-feet, because there the Horn is very thick, which it is not in the Quarters of the Fore-feet, for there the Horn is thin, and you would hazard the pricking your Horse.

Quarter behind is, that a Horse hath the Quarters of his Hind-feet strong, that is to say, the Horn thick, and so capable of suffering a good gripe by the Nails; but at the Toes of the Hind-feet you will immediately meet with the Quick, because the Horn is but thin in that part; and therefore Smiths should put no Nails at all just in the Toes of the Hind-feet, but only in their Quarters.

The second Rule is, *Never to open a Horse's Heels*. People call it opening of the Heels, when the Smith in paring the Foot, cutteth the Heel low, and close almost to the Frush, and taketh it down within a Finger's breadth of the Coronet, or top of the Hoof, so that he separates the Quarters at the Heel, and by that means weakens and takes away the substance of the Foot, making it to close and become narrow at the Heels. Now this which they call opening, would be more properly call'd, closing of the Heels; for the roundness and circumference of the Foot being cut, by doing that which they call opening of the Heels, which is to cut them wholly away, they are no longer supported by any thing; so that if there be any weakness in the Foot,

it will of necessity make it shrink and straiten in the Quarters, which will quite spoil the Foot.

The Third Rule is, *To make use of as thin and small Nails as possible*, because the Nails that are thick and gross make a large Hole, not only when they are driving, but also when they are rivetting: For being stiff, they split the Horn, and take it away with them. Neither can a tender Foot be shod with such big Nails, without hazard of pricking, especially if there be but little Horn to take hold of: But Smiths, to prevent this, pierce their Shoes too near the edge, which will in time ruine the Foot.

The fourth Rule is, *To make the lightest Shoes you can*, according to the size of your Horse, because heavy Shoes spoil the Back-sinews, and weary the Horse; and if he happens to over-reach, the Shoes being heavy are more easily pull'd off. Those who think it frugality to shoe with thick and heavy Shoes, and seldom, are deceived, for they lose more by it than they gain; for thereby they not only spoil the Back-sinews, but lose more Shoes than if they had been light.

C H A P. XXII.

How to pare the Feet well, fit the Shoes, and drive the Nails.

DO not pare your Horse's Feet almost to the Quick, as some People do, who think thereby to prevent the so frequent Shoeing of their Horses. But if you know that your Horse's Hoofs are smooth and tough, you may with the more confidence pare his Soles reasonably near.

The Foot thus pared, you must fit a Shoe to it, which must be neither too broad nor too narrow in the Web, neither must its Sponges extend any far-

ther than the Heel, (the Spunge is that part of the Shoe next to the Heel) but must follow the exact compass of the Foot, just to the corners of the Frush, and they must not appear much upon the outsides of the Hoofs at the Heels neither ; as those Smiths who pretend to be very understanding, would make us believe, by saying, that it preserveth and supporteth the Heel : But the middle of the Spunge must be placed just upon the middle of the end of the Quarter, which touches the corner of the Frush, and is called the Heel, and which it is to be supposed you have not pared ; for as I told you, the Heels must never be pared. Now the middle of the Spunges being placed upon the extremities of the Quarters, which form the Heel, and touch almost the Frush, must not reach any further, and then your Horse will be shod both for his own ease, and the benefit of his Foot ; for he will never become Hoof-bound, neither will he over-reach, by reason of the Spunges of his Fore-feet, Shoes being set equal with his Heels, and not suffer'd to exceed them.

Those who make the Spunges of their Horse's Shoe too long, not only fatigue and weary them, and make them over-reach, but also ruin and spoil their Feet, and are the occasion of their becoming Hoof-bound : Those again that are too short, make a Horse go less at his ease ; but your Horse's Shoes will never be too short, if they follow the whole compass of his Feet, to the ends or corners of their Frushes and no further.

The Shoe should not press upon the Sole at all, but should rest equally and exactly round the whole Foot upon the Horn, which is about the thickness of a small Finger's breadth, taking notice, that if the Shoe, upon the outer edge of that side next the Horse's Foot, have any rising or unevenness in it, and that if you beat it not down, and make it level with the rest before it be set on, it will rest upon
the

the Horn, and certainly spoil the Hoof; for that raised edge being higher than the rest of the Shoe, there will no other part of it rest upon his Hoof but it, which will certainly spoil it. The Horn round the Foot is at most no thicker than a small Finger's breadth, which is also generally the thickness of the rest of the Hoof.

If the Shoe rested upon any other part of the Foot but the Horn, it would make the Horse to halt, and then you would be necessitated immediately to take off his Shoe, as it will often fall out when the Shoe rests upon the Sole, especially if the Sole be thin and weak; but if the Sole be thick and strong, although the Shoe rest upon some part of it, yet will not the Horse halt, as you may remark in Shoeing with the Panton-shoes hereafter describ'd, which Shoes rest almost always upon the Sole, or upon the corners of the Frush; and which being thick and strong, is the reason that the Horse but very seldom halteth with them.

Having thus fitted the Shoe, you shall drive two Nails in it, and then let his Foot go to the Ground, to see if the Shoe be right placed, then you shall drive the rest of the Nails equally, and not the one higher than the other (which is call'd *Driving musically*) observing nevertheless, that the Nails of the Heels of the Fore-feet be low enough driven, for fear of meeting the Quick, which in the Hinder-foot is just contrary, for there the Heels are strongest.

The Nails being driven, and cut over with the Pincers or Nippers, before that you rivet them you must take the Cutting-knife, which is a piece of Steel about half a Foot long, having the one edge sharp, and the other about the thickness of two Crowns, with which you must cut the Horn that over-passes the Shoe, by striking with the Hammer upon the back of the Cutting-knife, until you have taken away all the Horn you desire. The Nails be-

ing driven and cut over, before that you rivet them take the Cutting-knife again, and cut away the small pieces of Horn which the Nails have made to rise in driving, to the end that the Rivets may be equal with the Horn ; for besides that it makes the Foot to appear handsomer, the Nails also fasten better, so that the Horse can never cut himself with the Rivets, which will often happen if you observe not this Method.

As the Shoe weareth, the Nails by degrees sink into it, so that the Rivets loosen and appear more above the Hoof, and if care be not taken to cut them as they rise, they will lame the Horse.

C H A P. XXIII.

Of low Heels, tender Feet, and other kinds of bad and imperfect Feet.

WHen you are paring a Horse's Feet which hath low Heels, you must only pare the Toe without touching in the least the Heel, and also it is good not to touch the Frush, unless it be beginning to corrupt, and then you must pare it flat ; you must also cut the Toe with the Cutting-knife or Rasp only, and not with the Butteris.

People make only use of the Butteris, for to give the Shoe a seat after they have cut the Toe with the Cutting-knife ; for Example, the breadth of one's Finger or Thumb, if the Foot be too long at the Toe ; in which case, you must also pierce the Shoe near the edge at the Toe, for fear of pricking, and so placing the Shoe after that fashion, you will force the too great nourishment which went to the Toe, to strengthen the Heels, and in twice or thrice Shoeing, the Foot will come to take a good shape
and

and form, and also in the time that you restrain the Toe by cutting it, the Heel will strengthen. Now these kind of Feet growing only at the Toe, all the nourishment of the Foot goeth there, and so the Heel becometh always narrower, and daily weaker; but if you observe that which I tell you, to cut the Toe with the Cutting-knife, having only as it were blanced or cleaned the Sole with the Butteris, and that you put the Shoe at the Toe a Finger's breadth or an Inch back, according as the Toe is too much sprung, and that afterwards you cut away the Horn, I assure you the Foot will take quite another form or shape, which will be a great deal better, and the Heels will also strengthen.

But if your Horse's Heels be low and not narrow, and that the Frush be large or fat, with great difficulty will you keep it from touching the Ground, and then your Horse will be in danger of halting, especially when he is riding upon hard Ground.

To prevent it, I think there is no other Remedy than to give him Calkins, after the fashion of the point of a Hare's Ear, which is done by turning the insides of the Spunges the whole breadth of the Shoe, and making them after the fashion of Calkins; now these kind of Calkins will not do great harm to his Feet, and he will also go the more firmly with them upon the Street, or in slippery Ground; so by this means you will hinder his Frush to touch the Ground. It is not that I approve of Calkins, after whatever fashion they are made, the great Calkins are the worst, and those which spoil most a Horse's Feet; but these after the fashion of the point of a Hare's Ear are the least dangerous; and if People could also dispense with the Want of these, it would be still so much the better.

But if the Horse which hath low Heels, have them also narrow near the Shoe, although that his Frush be large (which is not ordinary) you must

then give him no Calkins, neither after the fashion of a Hare's Ear nor any other, but you must shoe him with Panton-shoes, with a narrow Spunge, and very thick in the inside ; that is to say, that it must slope very much from the inside of the Shoe next his Foot to the outer edge, and place the Spunge of the Panton-shoes upon the Heels, so that the thick edge of the Spunge may enter within the corners of the Frush, to press them out when they grow ; cut his Toe with the Paring-knife, according as you shall find occasion for it ; and after he is shoe'd, keep his Feet in his Dung, being a little moisten'd with Water, until he leave halting, for he will for a few Days have pain in his Feet, until he be accustomed to wear these kind of Shoes, afterwards you may work him, for in a short time he will be accustomed to them ; and after thrice shoeing, the Heel, and also the whole Foot, will have taken a good form or shape.

The Horse-Courfers to cover this Imperfection of having low Heels, make the Spunges of the Shoes great and thick, to supply the Want of the Heels, which is indeed a very good Invention to spoil the Heels for good and all ; for it is good for nothing but this, that it maketh those who are ignorant buy such Horses, without taking notice of their having low Heels ; and the Horse-Courfers have no other design by it but this, when they shoe their Horses after that fashion ; it doth, however, well enough for such Horses which have their Heels but a little low, to beat down the ends of the Spunges with a Hammer, to thicken and square them beneath, for it will raise their Heels, and make them go better in the Streets while their Shoes are new, but that will not give their Feet a good shape : In a word, low Heels with a very large Frush, are those kind of Feet which People cannot help by shoeing, and I look upon them as the worst of all Feet, because
they

they cannot at all, or but very rarely, be recovered.

C H A P. XXIV.

Of flat Feet, and such as have their Soles round and high.

THose Horses which have Flat-feet, if they be young, their Feet will always spread, and so be in danger of growing ill-shaped, therefore they should be shoe'd after the manner following, to keep them insensibly from spreading, especially if the Horse be worth you pains: Above all things, if your Horse hath flat Feet, you should bar the Pastern-Veins: This operation is good, but however it is not absolutely necessary, unless your Horse hath his Soles round and high; yet this is not to say, but that the doing of it contributes very much to the amendment of Flat-feet; for to do it, you must know, that in the Pastern there are two Veins below the Joint, the one upon the inside, and the other upon the out; which Veins must be barred, that so you may put a stop to the superfluous Humour, which falleth down upon the lower part of the Foot, and causeth the Sole to grow round and high; and also the Coffin-bone or little Foot, which is the Bone in the middle of the Coffin, to push it self down, which, through Time, maketh the Foot become round at the Sole; the Veins in the Fore-legs being stopped in four places, and the Wounds beginning to heal up, which will be seven or eight Days after you have barred the Veins, you must do what followeth.

But first, to bar the Pastern-Veins right, you must only tye them near the Joint with a fine Thread, to the end that you retard not their cure; a little Silk

is very good for that purpose : Then cut the Vein beneath and let it Blood ; if it bleed too long, you may bind up the Orifice with a large Band and a Compress.

If for Flat-feet you bar the Veins, you will come sooner to your purpose than if you had omitted it ; but that doth not hinder this following Method to be very good, although you had not barred them.

You must then forge according to the following Figure, A. C. D. F. (*See Plate third, Fig. 9.*) Shoes very straight in the Quarter, and which do not turn in a Circle, nor follow at all the shape of the Quarters of the Foot, but whose branches from the Toe A. D. to the Spunges, C. F. must be very straight, and you must pierce the Holes, G. H. I. L. very near the edge : You must also place those Shoes so, that you may have about the thickness of two Crowns of Horn to take away at the Toe A. D. with the Cutting-Knife, and they having their branches straight, there will, without doubt, be a good deal of Horn to take off at the sides A. B. C. and D. E. F. which are retrenched by the shape of the Shoe within the pointed Line, as you may see in the Figure.

Having then a Shoe made after this fashion altogether flat, and the branches near straight, pare his Foot very gently, and fit the Shoe to it ; for although it rest a little upon the Sole, it matters not, because by no means you must make your Shoe vaulted or hollow, and fasten the Shoe with very thin Nails, taking but a slender hold for fear of pressing the Vein, or meeting with the quick ; your Horse being shod with this kind of Shoe which I have been ordering, ‘ put a Restrictive in his Foot made of Chimney-foot and Turpentine boiled together upon a slow Fire, always stirring it until it be pretty thick, and apply it scalding hot, with
 ‘ Hurds

‘ Hurds above it ; and because when the Shoes are
‘ not vaulted, you will have difficulty to get in
‘ thin slices of Wood to keep fast the Restrictive,
‘ (because the Shoe will almost touch the Sole) there-
‘ fore after you have put in the Hurds, you must tye
‘ a Cloth about his Foot to hold all fast.’ This Re-
‘ strictive will help to put a stop to the too much
‘ growing of the Sole, and will also contribute very
‘ much (with the stopping of the Pastern-Veins) to
‘ put a stop to all the superfluous nourishment which
‘ went to the Sole, and Coffin-bone ; put also upon
‘ the Coronet, by way of a Plaister, some Hoof-salve
‘ spread upon Hurds, applying it to the onset of the
‘ Hoof to cause his Foot to grow, and renew the Plai-
‘ ster every four Days, which doth a great deal bet-
‘ ter than only to anoint his Feet every Day, because
‘ the Hoof-salve being tyed on with Hurds, and al-
‘ ways remaining upon the Horn, hath more time to
‘ moisten it and cause it to grow, than the simple
‘ anointing of it.

· You must not work your Horse for five or six
Days, that so he may be used to his Shoes, which
will at the first press his Feet ; but if after that time
he mean it, you must then let him alone until he
be wholly accustomed to them : And if he halteth
extraordinarily, it’s like that he may be then prickt,
to which you must take good notice, and cure it, as
I have taught you in the *Second Part*. You must
continue to shoe him after this method every New-
Moon, always by degrees making the Shoes straighter,
not much at the Quarters, but considerably at the
Toe, A. D. which you must retrench and keep
short by all means imaginable, as you see it marked
in the Figure by the circular Line A. D. which is
marked with Points : After three or four Shoeings
your Horse will have changed the shape of his Feet,
which was unpleasant, into a better : Now it is a
certain Rule, that you must always make use of this
way

way of Shoeing, three or four Days after the change of the Moon, to cause your Horse's Hoof to grow the better, which is what we desire.

If the Feet which grow too much at the Sole, have the Heels straiter nearer the Shoe than above, then you must not retrench the sides of the Foot, A. C. D. F. as I desired you before, but you must shoe them with Panton-shoes to enlarge their Heels ; for besides, that these Shoes will open the Heels, they will also hinder the Sole to grow so much downwards, and so the Foot will take a better shape : When you shoe with a Panton-shoe, it must follow the circumference of the Foot, and the Branches must not be straight ; you must also keep the Sole strong, without taking any thing almost from it, otherways your Horse will halt ; you are therefore to take nothing from the Sole, Heels, nor any other part when you shoe him, but only the Crust, or that which rises like a scurf, and you must always shorten the Toe by cutting it with a Cutting-knife, proportionably as you shall find occasion : Make the shoe altogether flat, without vaulting it, for although it rest a little upon the Sole it matters not, because you are to force the Foot to grow less : His Fore-feet being shod, cause him to stand with them all Day long amongst his own Dung, being a little moistned, and let him not work for eight or ten Days, until he be accustomed to those kind of Shoes ; afterwards you must step him abroad upon easie Ground, to strengthen his Feet.

The reason why the Foot being restrained with this kind of Shoeing, taketh its right shape again, is because those Horses which have Flat-feet, and round Soles, have too much nourishment in their Soles, and particularly at their Toes, and too little at the upper part of their Feet : Now that the Pastern-Veins furnish this superfluous Nourishment, is evident when People take out a Horse's Sole, because

cause to stop the Blood, which in great abundance floweth from the Foot, People are necessitated to tye the Pastern with a Cord, that is, they press those two Veins, which I have before ordered you to bar, and that tying stoppeth the Blood, which being stopped, and having no more passage to go to the under part of the Foot, which it did too much nourish and moisten, it followeth of necessity that the Sole must dry and shrink in, to which the Panton-Shoe will contribute very much; because the opening the Heel near the Shoe, will also constrain the superfluous Nourishment, which went to the Sole and Toe, to remain above, and nourish the Heel which was dried; and by means of the Hoof-salve the Foot will be moisten'd, and the Nourishment kept there, which is what we desir'd; and in the mean time the Heel enlarges, and the Toe and Sole shrink in, and grow less: This Method is also good for *Flanders* Horses, whose Feet change the Horn; for in the time that their Feet alter, it giveth them a good shape; but if their Feet be already bad, you must take another course with them.

If the Horse's Sole be round and lower than his Hoof, which happeneth more to some than to others, so that some will have their Foot so ill-shap'd that it will resemble an Oyster-shell, and is just renversed in a manner, so that it is impossible to shoe them without hollowing or vaulting their Shoes, which will make them go uneasie, and also through time cause their Feet at the Soles to become round, like the segment of a Ball. The shortest and best remedy for such Feet is to barr the Pastern-Veins, and seven or eight Days after the Operation to make him Panton-shoes with straight Spunges, and extraordinarily thick on the inner-edge; they must also be altogether flat, and not vaulted; for it is to be remarked, that almost all the round or high-soled Horses have narrow Heels near the Shoe,
and

and the Smiths thinking to make them go easily, make them hollow Shoes which rest only upon the Horn in the out-side of the Heel, and by that means, because the Shoes by degrees constrain the Foot, they make it grow daily straiter at the Heel ; the little Bone also which is in the middle of the Coffin presses downwards towards the Sole, the Toe grows long, and so the Feet become ill-shaped and unserviceable ; now to help and rectify all these Inconveniencies, the Panton shoe being forged and pierced near the edge of the Toe, as I told you, you shall cut more or less from the Horse's Toe with a Cutting-Knife, as you shall think fit ; then fit the Shoe so, that the flopings or thick parts of its Spunges may enter within the corners of the Frush, and being flat at the Toe that it may rest upon the Horn ; but although it rest a little upon the Sole it matters not, and fasten it with thin Nails ; also put into his Foot a Restrictive made of Chimney-foot and Turpentine boiled together, and anoint his Hoof with Hoof-salve ; then let his Feet strengthen and be eased of the Pain, which that new manner of Shoeing will occasion, and that for the space of twelve Days or more, until he leave halting ; afterwards let him work by degrees, and after three or four Shoeings, if the Horse be not old, his Foot will take a good shape. This which I speak is not by speculation, but founded upon a great many Experiences.

It is a great abuse to vault Shoes when People may forbear it (and it may for the most part be omitted) because the Foot being nailed and made fast to the Shoe, it groweth and taketh the shape or form of the Shoe ; and Nature finding that passage open, thro' the inclination which she hath to furnish a superfluous nourishment to the under part of the Sole, presseth always that way, and is also helped by the hollow Shoe to give that round form

to the Feet, which rendreth a Horse unserviceable for the Street or upon hard Ground; so that People are necessitated to send them to draw the Plough, which had they wanted that fault, would have been good, and might have served for a Coach.

It happeneth also, that when a Horse travelleth upon vaulted Shoes, he treadeth only upon the middle of the Shoe, for it cannot all equally touch the Ground, because of its roundness, so that it hindreth the Horse to go so firmly as otherwise he would, and also maketh him slip.

The safest way therefore, is to rectify such bad Feet in the beginning, and especially in the time when Horses alter or change their Horn, which is the first six Months after they come from *Flanders*.

But supposing that your Horse's Feet be yet in a condition to be helped, you must restrain their growth in the Soles, as I have shewn you for the Flat-feet; or if his Heels be narrow, shoe him with a Panton-shoe, and after the former fashion, without vaulting or hollowing it; you must also pare but little from his Feet, and leave his Sole strong, shorten his Foot at the Toe, and put these Panton-shoes upon him; if his Heels, I say, be narrow near to the Shoe, then put the Restrictive into his Foot which I ordered before; or otherwise let him stand with his Feet, being shod after the fashion I have been shewing you, in his own Dung, being kept a little moist that it may not heat, and let him stand so until he halt no more, always keeping the Dung moist upon which he standeth; at the same time put about his Foot a Charge or Softner reasonably warm, or Hoof-salve, as I have before order'd you. You must also renew, two or three times, the Application of the Restrictive, and the Charge or Hoof-salve, keeping him always shod after the former manner; but if his Foot, after Shoeing be very high and round soled, you must then let him stand eight or ten Days upon his Litter. If

If the Horse have his Sole but a little raised, or that it be not as yet absolutely round beneath, after twice or thrice Shoeing it will be helped; but the more it is out of shape, the more time it will take to rectify it: It is to be observed, that Flat-feet, at least the most part of them, have their Heels narrow near the Shoe, so that the Smith's hollowing or vaulting very much their Shoes, make them rest upon the out-sides of the Heels, and by that means make them become narrower: Now quite contrary to this method, you must shoe your Horses with Panton-shoes, so that causing their Heels to open, you will contribute to the shrinking in of the Sole and under part of the Foot, as I have told you before, and cannot tell you it too often.

But if your Horse's Foot be extraordinary high or round in the Sole, you must, without delay, bar the Pastern-Veins, which will be the only means to give a good shape to those flat kind of Feet; for without this operation any other will have no great effect; because the main design is to put a stop to that superfluous nourishment which goeth to the Sole, and to force Nature to furnish that nourishment to the upper part of the Foot, which the shoeing with Panton-shoes will do, even without retrenching and cutting his Hoofs at the sides, if you but only with the Cutting-Knife cut and retrench his Toe, and that you keep his Sole strong without almost taking any thing from it; so that being shod with Shoes that are not vaulted, although they rest a little upon the Soles, yet they will not cause him to halt much, even though they be Panton-shoes: Afterwards fit the Shoe, and providing it rest not altogether upon the Sole, it is enough, seeing you left the Sole expressly for that purpose strong enough, and fasten the Shoe with very thin Nails. ' When he
' is shod, you shall fill his Feet with Tar scalding
' hot, or with the Restrictive before-mentioned,
' or

‘ or otherwise keep them amongst his moisten’d
‘ Dung.’

It’s true, this is to keep the Horse a long time without having any Service of him, but oftentimes for not taking that care of him, and giving him that rest, he becometh altogether unserviceable, as I have seen a great many, for not taking notice of them in Time: There are some which have such kind of Feet that will yet be somewhat serviceable, but according as they need help, People take more or less care of them.

The first shoeing of Coach-Horses is of Consequence: So that you are then but to make the Horn level where the Shoe resteth, and not to take any Thing from the Sole, but as it were to clean and whiten it, because it hath been already made too hollow; shoe him just, and pierce your Shoe a pretty distance from the edge, but you must drive your Nails low; for if you should pierce your Shoe near the edge, the Nails would, in driving, split the Horn, which hath been already too much weaken’d by the Horse-Merchant, who had no other design but to make his Horse’s Feet appear hollow: You must then pierce your Shoe a pretty distance from the edge, so that the Nails may not easily split the Horn; but for fear of pricking your Horse, you are to drive them somewhat lower than ordinary, and drive a Nail just at the Toe, to the end that the Shoe may stay longer on without shifting its place, and may remain straight upon his Foot: You are not at all to retrench his Quarters nor open his Heels, but let the Shoe follow the compass of the Horse’s Foot, and by this means you shall preserve his Feet, and they will be always good.

Those Smiths who think to give ease to their Horses, by enlarging their Shoes, or vaulting them a little, insensibly spoil their Feet, because they follow the form of the Shoe, and so become mishap’d;

for the more that you enlarge your Shoe at first, the more you must enlarge it the next Shoeing, and that is the way absolutely to lose your Horse ; for it is far more difficult to rectify your Horse's Feet, and give them a good shape, when once deformed, than in the beginning, when they have good Feet, and their Horn altering, to preserve them, because they are then capable of receiving any form you intend to give them : Horses which have big and large Feet, altho' they be not flat, yet are more subject to have them easily spoil'd than any other, if People take not care at every Shoeing to retrench them, until the nature of the Horn be changed. This is what I thought good and necessary to be practised for this kind of bad Feet ; I shall in the following Chapter continue to speak of other sorts of bad Feet than these I have already discoursed of.

C H A P. XXV.

How Horses that are Hoof-bound, or Narrow-heel'd, should be shod.

I Have already shewn, that a Hoof-bound Horse, is a Horse whose Heels so press the Bone within the Hoof, or the Coffin-bone, that they either make the Horse to halt, or at least hinder him to travel easily : To cure it, People take out the Horse's Sole, and cleave his Frush, which shall be treated of in the *Second Part, Sect. 2.* or otherwise People remedy it by the help of Shoeing ; but when a Horse is ill Hoof-bound, People oft-times gain Time by taking out his Sole, provided that they cleave his Frush to facilitate it ; but People, who have not had the experience thereof, can but with difficulty, at first, be persuaded to make Tryal of it.

The causes of this defect in the Feet are different ; Horses which have either ill-shaped, or too long Feet, are subject to grow Hoof-bound : They also become Hoof-bound when their Hoofs are too dry, and want nourishment to maintain the Horn ; or if they be not right shod, their Heels will grow narrow, and so they will become Hoof-bound ; after which they never go firmly, because their Heels paining them, they endeavour to ease themselves as much as they can, and therefore go upon their Toes, which maketh the Back-sinews to shrink, and their Legs, at the Knee or Pastern-joint, to bend forwards, when they stand in their natural Posture ; and which, if you help not at the beginning, will make them halt to the Ground. It is discoursed at large in the *Second Part*, concerning the curing of Feet which are Hoof-bound.

To prevent and put a stop to this Infirmary, you must, when you shoe such Horses, take the Heels very much down without hollowing the Quarters, and pare the Frush flat ; for all Horses whose Heels are very much taken down, will not only never become Hoof-bound, but also they will have no *Bleymes* (which is an Inflammation occasioned by bruised Blood within the Hoof, betwixt the Sole and the little Foot near to the Heel, where the Matter gathereth, and causeth the Disorders which are explained in the *Second Part*) and also the Sinews of their Legs will be preserved, especially if they be Horses which work in the Manage upon soft Ground.

You must also, besides this Precaution, never open the Heels with the Butteris, as the Smiths do, who weaken the Quarters by pressing the Butteris edge-ways forward ; they cut also the end of the said Quarter or Heel, and take it away even within an Inch of the Hair, and they call that to open the Heels ; but they are so far from doing that,

that, on the contrary, they take away the whole strength of the Foot, which should have been left altogether whole, and which is done if you open not the Heels, nor with the Butteris hollow the Quarters, but that you leave the Sole strong, and let the Heel keep its full roundness: I shall have a great many People against me for maintaining this Proposition, because most Persons, at least all the Smiths say, that the Heels are to be opened; but that which they call opening the Heels, is downright taking away the strength of the Heel, to weaken it, and put it in a condition to be soon Hoof-bound: but I would ask those Gentlemen, if their Horses shod after that manner, do not become Hoof-bound, for I daily see those Horses Hoof-bound whose Heels have been kept very open after their fashion; and I maintain, that of all the Horses whose Heels I have caused to be taken down reasonably, and afterwards shod, causing the Shoe to follow the roundness of the Foot, just to the corner of the Frush, and keeping their Soles strong, not one of them became Hoof-bound. The proof of it is easy, and if you mislike it, take you to your old method again; but I am sure you will continue this manner of Shoeing, when once you have made tryal of it: This which I affirm is grounded upon Reason, for the Horn followeth the form of the Shoe, because it is more solid than the Horn, and forces it to follow its shape when it grows: But if there be appearance that the Horse's Heel will become narrow, then the surest way is to shoe him with a half *Panton-shoe*, which is to turn the branch of the Shoe in towards the Horse's Foot, as it is explained in the following Chapter, for that Shoe will keep his Quarters in a condition to open and become wider; the Horn growing, the Heel openeth, and therefore cannot straiten, and so the Foot will continue well-shaped; for the Shoe which you put upon it will open the
Heel,

Heel, because either the Hoof must not grow, or the Heel will open, for the Sponge of the Shoe must follow the roundness of the Heel, and go no farther than the end of the Quarter; seeing then that the Shoe giveth the shape to the Foot, as without all doubt it doth, and the Shoe taking no other shape than it hath already, it being inflexible; and the Horn, by its flexibility, being capable of receiving any form; it follows necessarily, that the Shoe being a *Half-Panton-shoe*, must force the Horn outwards, and so enlarge the Heel, which I shall explain in the following Chapter: But above all, you must take notice when you shoe after this method, that is to say, with *Half-Panton-shoes*, that you keep always the Sole strong.

Some People say, that the Frush should not at all be pared, because when it is entire it keepeth out the Quarters, and preventeth their coming together; truly, People should not make the Sole hollow betwixt the Frush and the Quarters, but should only pare the top of the Frush with the Butteris; which is called, to pare the Frush flat: If People did not at all pare the Frush, there would happen this Inconveniency, that it would corrupt and become stinking, and so breed the *Teignes*, (which is when the Frush mouldereth away in pieces, as if the Moths had eaten it, and that it goeth the length of the Quick; for then the itching pain is so great, that it will often make a Horse to halt: the word *Teigne* signifieth a Moth, because when a Horse hath that Infirmary, it looks as if the Moths had gnawed his Frush) besides that, there is no Advantage in leaving it so high: We conclude then, that every time that the Foot is pared, the Heels and Frush should be made flat without hollowing the Quarters, and that for the least straitning of the Heels, the Sponges should be turned in towards the Sole, after the manner of the *Half-Panton-Shoe*, as it is ex-

plained in the next Chapter, (*See Plate 3. Fig. 11.*) and the Heels very far from straitning, will infallibly open and enlarge.

For those Horses which are Hoof-bound, after that you have pared their Feet, and left the Sole extraordinarily strong at the Heels, you must have *Panton-shoes*, conform'd to the Shape of *Fig. 10. Plate 3.*

I have called this Shoe the *Panton* or *Pantable-shoe*, to distinguish it from those of any other fashion or shape.

Now to forge a *Panton-shoe*, you must make the inner edge of the Sponge B, A, E, C, D, F, a great deal thicker than the outer edge I E, L F, so that betwixt A G, and D H, there may be two or three times the thickness that there is betwixt I E, and L F, as you may perceive by the thickness of the Sponge A B, C D, so that the Shoe rises by degrees from G to A, and slopeth equally from A to E, the whole length A G, E I; and so you will find that the inner edge of the Sponge is a great deal thicker than the outer, for the thickness within marked A B, is three times thicker than E; it is the inside of the Shoe, and that which toucheth the Sole which you see in the Figure; but there must be great care taken that the foresaid thickness A B, C D, of the Sponge, diminish always towards G H, as you may perceive in the Figure, and all the rest of the Shoe from I L, G H, round the Toe of the Shoe, be quite flat as other Shoes are, to the end that the Horse's Foot may rest upon it at ease: That which is represented to you by the Figure, is but the inside of the Shoe next the Horse's Foot, and the Sponges should be strait, or pretty near the other, that they may rest upon the inside of the corners of the Frush, and all the outside of the Shoe, which is next the Ground, must be quite flat like to another Shoe, and then you shall have a right *Panton-shoe* for your Horse. *See Plate 3. Fig. 10.*

It is necessary when you place the Spunges of this Shoe upon the end of the Heel, which is the extremity of the Quarter, that the said extremity of the Quarter rest upon the middle betwixt A E, D F, which is the sloping part of the Sponge ; but for all that, the inner edge of the Quarter A G, must not rest wholly upon the Sole, although you kept it strong enough, which should be always done when you make use of those kind of Shoes ; for although People should prevent as much as possible any Shoe's resting too much upon the Sole, yet they are sometime necessitated to suffer this Shoe, of this fashion, to rest a little upon the Heels, and even the inner edge of the Sponge almost always toucheth the Frush ; therefore the Sole should be always kept strong, especially at the Heels ; afterwards anoint your Horse's Feet, which are shod after this fashion, with the Hoof-salve before-mentioned, or those described in the *Second Part*, and keep his Fore-feet amongst his moisten'd Dung : If you continue this Method, infallibly his Heels will open and enlarge ; the Horse at first, if you have weaken'd his Soles too much, may mean his Feet with these kind of Shoes, but his Feet will strengthen through a little Time and rest : These kind of Shoes are not fitted without a little Time and Pains ; and the Smith must not be slothful to put the Shoe in the fire again, either to open or straiten the Spunges, according as there is need for it, for that cannot be done at the very first ; and there is no Smith that is able to fit and fasten two of these Shoes in less than an Hour, for the Shoe must follow exactly the shape of the Foot, as well at the Heel as at the Toe ; and although the inner edge of the Sponge enter but the thickness of two Crown-pieces within the Heel, it matters not ; for, in a Month's Time, the Heel opening will cover it all. When the *Panton-shoes* are forged, fitted, and ready to be put on, they appear, to

those who are ignorant, very strait and narrow at the Heels, because they follow the shape of the Foot, and therefore seem ridiculous to those who know not the good of them.

The reason why the use of these kind of Shoes openeth the Heels, and helpeth Hoof-binding, is, that when the Heel groweth, it is forced outwards by the Shoe, because the Sponge which is thicker a great deal in the inner edge than in the outer, hindereth the Heel to close and tend that way, and upon the contrary forceth it outwards, so that either the Hoof must not grow, or of necessity the Heels must enlarge and open, if the Shoes be right placed.

You must continue the shoeing of him after this fashion, until his Heels be well-shaped and large, which will be infallibly after twice or thrice shoeing; do it at the Change, or about the fourth or fifth Day of the new Moon: The use of these Shoes is admirable, in that they never shift upon the Feet, but remain firm in one place, being kept fixed by the thickness of the inner edges of the Sponges.

A Horse shod after this fashion, is many times unserviceable for a little Time, which must be allowed him, to strengthen his Feet, amongst his moisten'd Dung.

People must not think to travel with these kind of Shoes, at the beginning when a Horse is shod with them, and before he be accustomed to them; for seeing they press the Foot, they would make him halt: But they may take the Air upon a Horse shod after this fashion, make him ride in the Manage, or do any other moderate Exercise, provided it be upon soft Ground; and after the Horse hath been a little accustomed with these Shoes, he will not halt with them, altho' you travel him.

If you have a Journey to make with a Horse that is Hoof-bound, but doth not as yet halt with it,
you

you must not at all take down his Heels, when you shoe him, although I heretofore ordered you upon other occasions to do it ; but on the contrary, you must keep his Heels as strong as possible, and drive the Nails only in the Toe, for the Heel being high and narrow, you will not easily get them driven there, neither could your Horse suffer it ; and then your Horse will travel with you as you please : Indeed this will not be the way to help his Hoof-binding, but, on the contrary, it will make it worse, it being only to make him perform his Journey that you do it.

If your Horse be so ill Hoof-bound that he halteth to the Ground with it, the best and readiest cure is to take out his Soles, and put Shoes upon him which have long Sponges : The way of taking out the Soles is shewn in the *Second Part, Sect. 2.* not but that these kind of Shoes, which I have been discoursing of, help, and will, through Time, open his Heels, but that will be in four or five Months Time ; whereas if his Soles had been taken out, he would have been cured in three Weeks or a Month, providing that you took care to open his Heels, when the Sole was out, by cleaving the Frush, or by putting in a Plate of Iron betwixt his Heels, so that it may keep them about two Inches further asunder than they were before his Sole was taken out, and that by fixing that Plate of Iron betwixt the two Quarters of the Foot near the Heel, because the Frush, which is softer than the rest of the Foot, will yield and open, and so make the Heels in a condition to become large ; but it is sooner done to give a stroke with an Incision-knife, and so to cleave and open the middle of the Frush down almost to the Pastern, to the end that that overture may make the putting in of some rolls of Linnen in the Clift of the Frush (which must be first dipt in the healing Charge) the more easy to keep the In-

cision

cision very open; the Sole will grow again, which will keep out the Quarters; the Shoe which must be made large, to answer to the Foot which is already made large, will keep it so, and the Heels in growing will not close or straiten if the Horse be right shod: This which I shew you is founded upon several Experiences I have made, which succeeded very well with me; for the Sole beginning to grow will keep out the Heels; and if there be need for it, you may afterwards shoe your Horse with *Half-Panton* Shoes, as in the next Chapter.

There are some Horses so very ill Hoof-bound, that altho' People have taken out their Soles, yet they can scarcely force out their Heels, to get that Plate of Iron right placed, which should keep them open and asunder; for those kind of Feet you must, when the Sole is taken out, force asunder the Hoof at the Heels with the Nippers or Pincers, so that by forcing them, you may oblige them to separate; but there must be great care taken in forcing the Quarters this way, that you do not separate the Horn from the Heel, for then you would cause the Horse to cast his Quarters: After you have thus forced his Heels open with the Pincers, you must put in that Plate of Iron, which resembleth somewhat the blade of an old Knife, which will keep his Heels firm and open, until the Soles grow again, and so keep them out themselves: But the absolutely shortest way, is to cleave the Frush down almost to the very Pastern, immediately after you have taken out his Sole; and after that the Shoe is fasten'd on, and the Charge or Apparel for cure put upon the Sole, you must fill that Clift very well with Bolsters or Rolls of Linnen, first dipt in the healing Charge, which must be put into it at the under-part of the Pastern, and afterward tye all up with a Cloth to keep them fast, and keep always that Clift very open until the Sole be wholly filled up again; after which,

if

if you shoe your Horse with a *Half-Panton-shoe*, it will make his Heel become very large and well-shaped, which is easier done than to force the Quarters, by making use of the Plate of Iron above-mentioned, altho' that method be also very good.

C H A P. XXVI.

How Horses which have Clifts in their Quarters, commonly called False-Quarters, are to be shoe'd.

FOR Horses which have cloven or False-Quarters, you must make a Shoe after the fashion which I call the *Half-Panton-shoe*, the use of it being good, I therefore thought fit to propose it to you; this method of shoeing may also serve for Horses whose Hoofs begin to close and straiten at the Heels, for it cometh near to the figure of the *Panton-shoe*, because the Branch is turned upwards, which maketh the same slope that the *Panton-shoe* doth; but the side of the Shoe next to the Ground is not the same, because there is but one edge of the Sponge, to wit, the utmost edge, which toucheth the Ground; whereas the under-side of the *Panton-shoe* is quite flat: These kind of *Half-Panton-shoes* do not force out the Heels so suddenly as the whole *Panton-shoes*, and therefore are good to be made use of at first, to make the Heel spread.

The Shoe EF, GH, which is represented in the 11th Fig. of Plate 3, is a *Half-Panton-shoe*, which is to be put upon a Horse which hath one or more False-Quarters, and which consequently hath narrow Heels; you must then make, especially the whole Branches, and also the Sponges FB, DH, stronger than ordinary, afterwards turn them up so that AB, CD, may be higher than the outer edge EF, GH,

so you will find that betwixt AB and EF, the Shoe will slope outwards, also the other Branch CD, GH, will do the same; and the rest of the Shoe, FEGH, will be altogether flat upon the Ground as an ordinary Shoe; for I here represent to you the inner side of the Shoe, because the under side of the same Shoe, FEGH, must rest upon the Ground, the whole compass of the Shoe, FEGH: Now in vaulted Shoes the Spunges are turned quite contrary, for in them they are turned outwards towards the Ground, whereas in these they are turned into the Foot:

The Shoes for Hoof-binding, before-mentioned, have the inner-edge of the Spunges a good deal thicker than the outer, whereas these have both the edges of equal thickness; but the dexterity is to turn the Spunges, so as to give them a right slope, and to make the Shoe hollow or vaulted next the Ground.

To set on and fit the *Half-Panton-shoe*, you must, when you pare the Foot, keep the Sole strong at the Heels, and so fit the Shoe, that the middle of the Heel, which maketh the extremity of the Quarters, may be set just upon the Spunges, FB, DH; always taking care that the inner edges of the said Spunges rest not wholly upon the Soles, but although they rest a little upon them it matters not; then drive your Nails neatly, and see that they be very thin in the Shank.

When the Shoe is put on to remain, that is to say, when it is nailed and rivetted, you must pour into his Foot Tallow and Pitch molten together, with Hurds and Splinters of Wood above them, to keep all fast; and if you have the Oil of Bays, it will be very proper to put it alone scalding hot into his Foot, with Hurds and Splinters about it to keep it in, for it is such as we should have to penetrate, soften and strengthen the Sole, which People have a
mind

mind to force the enlarging of, by the foregoing method of Shoeing, or pour Tar scalding hot into the Foot; or, without making use of any of those, keep his Feet amongst his moisten'd Dung, and let him always stand thus upon it until he leave halting, which will be within four or five Days, more or less; and during that Time always anoint his Hoofs at the Coronets with Hoof-salve; and although he perhaps halted before, because of the Pain which his False-Quarter or narrow Heels gave him, yet this method of shoeing will, from that Time forwards, give him ease: The False-Quarter or *Seyme* will solder and close up to the very Hair, and the Horse will recover; but if this method of shoeing do not the business, have recourse to the *Second Part*, where the Cures of *Seymes*, or False-Quarters are particularly treated of.

There are some Horses, especially your light kind of Horses, which have unequal Heels, so that the one standeth higher than the other, which is easily perceived, by looking to the Heels just at the Pastern: There is no other help for them, but to make use of this way of Shoeing with the *Half-Panton-shoe*, or to take out their Soles and cleave the Frush to the very bottom; that so, when it groweth up again, you may keep the Heels at an equal height.

C H A P. XXVII.

Of Shoeing Horses whose Fore-Legs, from the Knees to the Coronets go in a straight Line, and appear as if they were all of one piece; as also of those, whose Pastern-joints bend so far forwards that they appear to be dislocate.

THERE are some Horses, which when they are standing in their natural situation, have their Legs from the Knees to the Coronets in a straight Line, which must be recovered, either by Shoeing, or as I shall shew you hereafter; and is done by taking the Heels very much down, almost to the Quick, without hollowing the Quarters; which will force the Sinew to stretch; and the Pastern-joint to retire into its place; if, when you take down the Heels, the Leg falleth not far enough back, and that the Horse continueth to carry his Pastern-joint too far forwards; you must then make the Shoe go beyond, or exceed the Toe half a Finger's breadth, and it must also be made thicker in that part than in any other; in the mean time, while you give him this kind of Shoe, anoint the Back sinews of his Legs with the Ointment of Roses, Ointment of Marsh-mallows, the Ointment Populion and Honey, of each a like quantity mixed cold (which is called the Ointment of *Montpelier*, and described in the *Second Part*) to make the Back-sinews stretch the more easily, and bring them to that condition wherein they ought to be: Horses which have high Heels are more subject to this Infirmary than others.

When the Pastern-joint goeth out of its place, by bending too far forwards, you must take down the
Horse's

Horse's Heel to the very Quick, without opening it, and give him a Shoe which must appear all round his Toe, two Fingers breadth without his Foot, as People ordinarily shoe the Mules, and anoint the Back-sinew of his Leg with the Ointment of *Montpelier*; for this way of Shoeing stretcheth the Sinew, which violence would wrong it and occasion some Swelling, if it were not assisted by such an Ointment as this, which hath the vertue to take away the Pain and soften it; and also at first, when he carrieth these kind of Shoes, it is proper to walk him up and down in one's hand, to assist the Joint to fall into its right place again, and not at all to travel him in hilly Ground, for in going up-hill the Sinew would stretch so much, that I assure you the Horse would halt for having had it so violently stretched on a sudden; you must therefore at first let his Sinew stretch by degrees upon plain Ground, and partly also in the Stable; but if the Joint be altogether advanced, with difficulty will he be cured of it, if it be not by cutting the Sinew, as I shall shew you hereafter, a little lower than the *Ars* (as the *French* call it) which is a Vein upon the inside of each Fore-Thigh, a little below the Elbow, call'd the *Baslick-Vein*, and by common Farriers the *Plat-Vein*.

If Horses which have their Legs from the Knee to the Coronet in a straight Line, and also those which have their Pasterns already cast forwards, do not recover by the method of shoeing, which I have shewn, you must then have recourse to a manual Operation, which appeareth dangerous, but is not: To perform which well, you must observe, that Horses which are extreamly troubled with those Infirmities I have been mentioning, have a Sinew, or rather Muscle, at the *Ars* or *Plat-Veins*, and a little below the place where they bleed Horses in that part, which is near to the insertion or joining of the Fore-Thigh with
the

the Shoulder: That Sinew or Muscle is about the bigness of one's little Finger, very much stretched and stiff, and lieth straight up and down all along the Leg: Now, it is that Muscle or Sinew which maketh the motion of the Pastern-joint, and being stretched after this fashion keepeth the Joint forwards, and hindereth it to be in its ordinary situation; a certain token that it doth so, is that those Horses which have neither of these two fore-named Infirmities, have not this Muscle stretched, but quite covered and hollow, so that People with difficulty can find it out; but in those who have them, this Muscle is found at the very first feeling, and it appeareth clearly to be stretched, and not as naturally it should. Having found out this Muscle, which is easily done, you must, with an Incision-knife, open the Skin downwards, four Fingers breadth below the *Ars* or Fore-Thigh-Vein, then cut the Muscle or Sinew quite thro' cross-ways, not all at one cut, but by degrees, then turn your Incision-knife to the other side of it, and perfect the cutting of it by degrees, and not all at once, although you must at last cut it quite through; and after it is done, wash the Wound with Brandy, and put Salt in it, and work the Horse after he hath no more Swelling where you cut him, and that the Wound is healed up; and thus the Pastern will fall into its natural place by degrees, and if the Operation hath been dexterously performed, the Horse will bleed but very little, and the Wound will also heal up of its own accord; there are some very sensible Horses which will be eight or ten Days without lying after this Operation, but People must not be surprized at it, seeing there is not the least hazard in it: Sometimes People in making this Operation, through carelessness, cut the *Ars* or Fore-Thigh-Vein, when they have made the Incision too near the Vein, and then the Horse will bleed very much, but there is not the

least

least danger in it; let the Horse bleed sufficiently, then stop the bleeding, by filling the Orifice with Rabbet or Hare-wool, and afterwards sew up the Skin in two parts; there will be gathered a little Matter, but by greasing the Wound, in eight or ten Days the Horse will be healed, and sometime sooner: Before that this Operation be made, the Horse's Heels should be very much taken down, and then shod with Planch-shoes, as the Mules are, and let him carry those Shoes three or four Days before the Operation, and also walk abroad with them, that so he may be accustomed to them; after which you shall perform the Operation. And for the more security, that you may not cut the Fore-Thigh or *Plat-Vein*, you must be sure to make the Operation four Fingers breadth lower than the Veins: Thus the Operation will have more effect upon the Pastern, and also you will not cut the Vein, and in eight or ten Days the Horse will be recovered, the Wound healed up, and he will be in a better condition to travel than formerly.

People make the like Operation upon Horses which have their Pasterns altogether cast forwards, by cutting them four Fingers breadth higher than the Knee, just upon the Fore-part of the Fore-Thigh; they first cut the Skin above the Sinew, which is very stiff and stretched upon the fore-part of the Leg; then they raise the Sinew with a *Shamoy's*, or wild Goat's Horn, by putting it quite beneath the Sinew; afterwards they cut the Sinew with the Incision-knife, quite thorow to the *Shamy-horn*, they fill the Wound with Salt, and put Hurds or coarse Flax, dipt into warm Turpentine, above it; and they hinder the Horse to come at it with his Teeth; for to keep the apparel fast, they wrap the part about with a Cloth, which must be sewed, for fear of pressing the Horse's Leg too hard, which would make it swell; then they leave him in that manner,

1

and

and drefs him not for some Days, but they bleed him the very next, and anoint his whole Leg with the Duke's Ointment, described in the *Second Part*, and continue it every Day for eight Days; the Horse, during that Time, may be walked up and down in one's hand, and the Pastern will fall into its place, so soon as ever the Wound is healed up: This Operation is more difficult than the former, and succeeds well enough with Horses which have their Pastern cast very far forwards, and as it were quite out of its place; which maketh the Sinew so stretched, that it is quite raised from the Fore-Thigh, and very much advanced, yet it is done without trouble or hazard; but if a Horse be but in a strait Line from his Knee to the Coronet, and that the Sinew, we have been discoursing of, be not much raised from the Bone, and excessively stretched, it may in that case do prejudice, as I saw it done to a Horse, which had one of his Legs, from the Knee to the Coronet, only in a strait Line, and in the other the Pastern was cast quite forwards; the Leg in which the Pastern-joint was quite cast forwards, the Operation succeeded admirably well with it, for the Sinew was very much detached and elevate; but for his Leg, which was only in a strait Line from his Knee to his Coronet, the Sinew was not altogether raised from the Thigh, and so the Horse was two Months recovering.

Now People run not that hazard in making the other Operation, which is performed four Fingers breadth below the Fore-Thigh Vein, for it can never do any prejudice, although the Sinew be but very little raised and advanced; therefore except a Horse have his Pastern-joint quite cast forwards, I would not advise you to cut the Sinew a little above the Knee. This is enough upon this Subject.

C H A P. XXVIII.

Of Arched Legs.

WHEN Horses have Arched Legs, or their Legs bending forwards at the Knee, when they are standing in their natural situation, People may also cut the above-mentioned Sinew as they do to Horses which have their Legs from the Knee to the Coronet in a straight Line; and if they begin with the Shoeing, as I have before ordered, the Operation will succeed well; for after all is done, you will see how neat the Legs will appear in comparison of what they were before: You are to begin with the Shoeing, and you cannot, in shoeing of them, pare their Heels too low, that so you may force and compel the Sinews to stretch: At first when you make use of this Invention, the Horse may halt with it, but you must anoint the Back-sinews with some softning Ointment, such as the Ointment of *Montpellier*, described in the *Second Part*, and anoint the Sinews twice a Week with it, having first warmed the Sinew by chafing it with your hand; this Ointment will soften the Sinews, take away the Pain, and so facilitate the extension of the Nerves.

If after having taken down the Heel, as I have told you, the Leg be not in that condition you would wish it, being still very much arched at the Knee, you must then make for him a Planch-shoe, which must go beyond, or exceed the Foot at the Toe two or three Fingers breadth, and rise also a little towards the edge; fasten it upon the Foot, and then anoint his Sinew with the aforesaid Ointment; let him stand after that manner, only walking him in your hand every day about an Hour, and in a short Time you will see the good effects of it.

If nevertheless it produce not that effect which you might expect, then cut the Sinew a little below the *Ars* or Fore-Thigh Vein, as I shewed you before; and if that makes his Legs swell, as it sometimes doth, be not surprized at it, but anoint him with an Ointment made of *Populion*, Honey, and black Soap, of each an equal quantity, mixed very well cold, with a small Glass full of Brandy, and continue to walk him every Day in your Hand; but you must observe never to cut that Sinew, until you have first taken his Heels very well down, and then shod him with Shoes which exceed his Foot at the Toe, as those do which are made use of for Mules.

C H A P. XXIX.

How to shoe Horses which tread only upon the Toes of their Hind-feet; as also those which trip or stumble.

SOME Horses tread upon the Toes of their Hind-feet, without resting upon their Heels at all. Young Horses are not so subject to it as old, and in Time it becomes incurable. You are therefore to practise upon them a part of the Cure for Horses who have their Pasterns beuding forwards as if they were out of joint. People ordinarily begin with taking down their Heels very much, and then give them Shoes a little longer than the Foot at the Toe, and anointing well the Sinew of the Hind-leg, the Horse in a short Time will recover: But you must continue to take down his Heels extraordinarily, and keep his Toes very long. Also, if it be necessary, you must make the Shoe exceed his Toe; but the surest way is to make it exceed his Foot at the Toe an Inch or two.

To shoe a Horse which stumbleth, you must shoe him quite contrary to those which tread only upon the Toes of their Hind-feet : For you must take down his Toe very much, and also shorten it, that he may not meet so easily with the Clods and Stones in the High-ways.

But if those Horses which stumble have their Sinews troubled, their Legs spoilt, or their Shoulders weak, you must then have recourse to another Cure than shoeing, which you will find in the *Second Part* ; where you have Receipts that are all very good.

If your Horse over-reach, the Spunge of the Shoe must follow the Turn of his Foot. It is commonly a sign of Weakness when a Horse is subject to over-reach ; which is when with his Hind-feet as he is riding, he overtakes the Heels of his Fore. Some People turn up their Hind-feet-shoes at the Toe, to prevent the striking off the Fore-shoe. Though it is certain the Rider is oftentimes the occasion of a Horse's over-reaching ; because through his ignorance he knows not how, with his Bridle-hand, and by the fear of his Spurs, to keep his Horse *Together* and firm under him. It is true, that an Action which is constrained cannot endure long, and far less the whole Time of a long Journey, when weariness seizeth a Horse. But a Man should now and then advertise his Horse ; and if that prevent not his over-reaching, you may then freely say, that he wants Reins and Strength, or that he is quite spoiled.

C H A P. XXX.

*How to shoe Horses which have been founder'd
in the Feet.*

THERE are few Horses that have been oftner foundred in the Body than once, which have not some of the Humour, which occasion'd the Foundring, fallen down in their Feet, which will disfigure them, because the Point, or that part of the Coffin-bone or Little-foot which is most advanced, falleth down and presseth the Sole: And the middle of the Hoof above the Toe shrinks in and becomes flat, because of the hollownes beneath it, occasion'd by the falling down of the end of the Coffin-bone. And when the Bone of the Little-foot hath fallen down after this manner, and presseth the Sole outwards, the Horse is then said to have *Crescents*; altho' those *Crescents* be really the Bone of the Little-foot, which hath left its place and fallen downwards, and the under-part of the Foot, to wit the Sole at the Toe, appears round, and the Hoof above shrinks in. Neither can it be otherwise, for the Coffin-bone or Little-foot being, as I said, fallen down, and leaving that place, wherein it is stayed, empty, the Hoof at that place not being supported by any Thing, must of necessity shrink or fall in.

The same happens to Horses which have had a great Numbness in the Coffin; the Cause of which is almost the same as Foundring in the Feet, and the Symptoms the same, *viz.* *Crescents*; and such Horses tread only upon their Heels, setting down their Toe a pretty while after their Heel; neither can they rest upon any part of their Feet but the Heel.

Now, where the Foundring hath fallen down to the Feet, or that there be a Numbness in the Coffin,

fin, Horses are a long Time in recovering ; so that a Year's Time will produce but little amendment : Therefore the best way is, to sell them for the Plough, or to such who live in a soft Country, where are few or no Stones.

Never pare a Horse at the Toe that is foundred in the Feet; because the Sole in that part should be always kept strong, to the end that if there be any appearance of a *Crescent*, it may be prevented from coming any greater length. Neither must you take down his Heels much ; for all the strength of these kind of Feet lies in the Heels : And so soon as he is shod, pour into his Sole Oil of Bayes scalding-hot, with Hurds or coarse Flax above it, and Splinters of Wood to keep all fast, and continue to pour the said Oyl into his Feet, for seven or eight Times, once every other Day.

If you take out a Horse's Soles, you should not tarry above three Months after his Foundring ; and when you have out his Soles, the whole *Crescent* should be fired ; that is to say, burn the whole end of the Little-foot which is loose, that so it may fall away. But I think it far better not to take out such Horse's Soles at all, but to keep the Sole always strong, and pour into it Oil of Bayes.

C H A P. XXXI.

Of Calkins.

C*alkins* spoil the Feet, occasion Bleymes, which is a bruised Blood within the Coffin at the Heel, ruin the Back-sinews, and make Horses to tread upon the Toes only of their Hind-feet, and trip. Nevertheless, in Time of Frost they are convenient, because *Necessity hath no Law* ; and it were better

the Horse should spoil his Legs, than the Rider should be in continual hazard of breaking his.

When you are necessitated therefore to use them, make the Smith to pare the Horn a little low at the Heels, and turn down the inner Corners of the Spunge upon the Corner of the Anvil, and so fashion a *Calkin* after the shape of the Point of a Hare's Ear, which will do little prejudice ; whereas the great square *Calkins* spoil the Foot.

C H A P. XXXII.

How to shoe Horses which Cut or Interfere.

THERE are four Things that make a Horse to cut: The first is *Weariness*: The second, *Weakness* in his Reins: The third, not knowing how to go. And lastly, his not being accustomed to Travel. To which might be added, his being badly or too old shoe'd. It hap'neth more frequently behind than before, and is easily helped by Shoeing, especially if the Horse be young.

When People see a Horse which cuts himself, they should not at first sight condemn him for it, until they have examin'd whether it may not have been some Rivet of a Nail which had occasion'd it, or that the Shoe too much exceeds his Quarters on the insides.

Every Horse which, after a long Journey, hath not cut himself, giveth a favourable Token and Proof of his Goodness: For there are but few, which after a long Journey, have not cut themselves less or more.

It is easily known by the Skin being cut upon the insides of the Pastern-joints, and many times galled to the very Bone, so that the Horse frequently halts with it, and hath his Pastern-joints swelled.

If a Horse cut before, take off his two Fore-shoes, and take down the Out-quarter of each Foot very much, and place the Inner-edge of the Shoe so, that it may follow exactly the compass of his Foot, without any ways exceeding it towards the Heel. Then cut the Spunges equal with the Heel, and rivet the Nails so exactly into the Horn, that they may not at all appear above it: Or burn the Horn with the point of a hot Iron, a little below the hole of each Nail, and then beat down and rivet them in these Holes.

If the Horse, after this method of Shoeing, continue still to cut himself, you are then to thicken the Inner-Quarters and Spunges of his Shoes, so as they may double the thickness of those upon the outside, and always pare down his Out-Quarters very much, even almost to the Quick, without in the least touching those within: But be sure always to rivet the Nails very justly and close.

If he cut behind, unshoe him, and pare down his Out-quarters almost to the Quick, give his Shoes *Calkins* only upon the insides, and such a Turn as may make them follow exactly the compass and shape of his Foot, without exceeding it, especially in the Inner-Quarters; and above all, rivet the Nails exactly, for one single rivet will occasion a great disorder.

If notwithstanding all these Precautions, your Horse continue still to cut, you must (besides what I have already order'd) drive no Nails at all upon the insides, but only make a Beak at the Toe to keep the Shoe firm in its place, and continuing this Method for some Time, the Horse will learn to walk, and interfere no more, although he be afterwards shod after the ordinary fashion. Some fasten little Boots of Leather or of an old Hat, about the Pastern-joints; they are made narrower at top than bottom, and therefore are only made fast at top. Others

thers wrap about the Pastern-joint a piece of Sheep's Skin, with the woolly side next the Horse; and when it is worn out, apply a new one.

If he cut through Weariness, there is no better Remedy than giving him Rest, and feeding him well.

C H A P. XXXIII.

Of Purging.

P*urging* should never be attempted without great necessity, because Horses are easily inflamed, and require a great quantity of Drugs to purge them, which cannot possibly be given without imprinting a strange heat in their Bodies, not soon extinguished. And the Medicaments being commonly twenty four hours in their Bodies before they begin to operate, must, during that Time, over-heat or alter some of the Parts: So likewise there is great danger from mistaking the nature of the Disease, or purging them unseasonably. For Example; in the heat of a Fever, and in the pains of a Cholick, it would be very improper to administer a Purge, because thereby a Man will soon have cured his Horse of all Diseases.

Some Medicines purge only by lenifying and sweetning, such as Oyls, Grease, and Butter, which by greasing the Guts, facilitate the evacuation of the Excrement and other Humours. Others again by their abundance of Moisture, do so soften the Humours, that they glide along with them: Such as Whey, the Decoction of Beets, of Pellitory of the Wall, of Coleworts, of Spinage, &c. And so likewise Grass in the Month of *May* purges by soaking and softning the Humours, and causing them to pass easily through the Bowels, by reason of their great humidity.

All sharp and piquant Things do likewise irritate and excite the expulsive Faculty ; such as almost all Salts, the Seed of Nettles, and many others. But all these Remedies are rather laxative and deterfive, than true Purgatives.

All Purgatives have in them a kind of Malignity : therefore never give a violent Remedy for a small Indisposition. If People fail in any side, it should rather be in giving too weak than too strong Remedies ; and if the Horse do not purge sufficiently, there is nothing lost, because it hath disposed the Humour ; and by reiterating the Purgation some Days after, and making it a little stronger, you will find it succeed very well. You should also consider, that a Remedy given in Substance, for example, in Powder, should be given in less quantity than when it is only infused in some Liquor, and the solid Substance thrown away.

Generally speaking, no Infusion of any Drug whatsoever will purge a Horse, because it passes too quickly : For he is a Creature so difficult to be wrought upon, that altho' a Drug be given him in Substance, yet it will be twenty four Hours in his Body before it begin to purge, whereas an Infusion being liquid, passes in five or six, so that it hath little or no effect, unless you give him the Drugs and Infusion mixt together.

Never purge a Horse in the beginning of a Disease, because the Humour not yielding to the Remedy, is thereby over-heated, and brought to a Fermentation, which increases the Disease instead of diminishing it : And since in Horses we cannot observe any certain sign of Coction, and separation of bad Humours, which occasion the Disease, their Urines being almost always troubled, and not much unlike to one another, and the Excrements of the Belly almost the same ; therefore we should delay it until the Horse be recovered : But this is to be only under-

understood of acute and violent Diseases ; for when the Distemper begins once to slacken, then the Humour which occasioned it is concocted, seeing it causes no longer any Symptom. And because Nature many times neglects to expel the Humour she has overcome, therefore it is that it must be evacuated by purging, lest it should spring up anew again, and occasion a Relapse : So that in Fevers, and other violent Diseases, a Man should never purge a Horse, neither in their beginning, nor when they are at their height.

You are also, as much as possible, to forbear purging in Time of excessive Heat or Cold. But if you are necessitated to do it in Winter, you are then to keep the Horse well covered, in a warm Stable, from whence he must not stir during his Purgation ; but if it be in Summer, then keep him in a temperate place, and when he begins to purge, walk him half an Hour in one's Hand, every two Hours, and continue it for half a Day, to assist him to empty.

A Horse that is to be purged, should be kept four, five, or six Hours without eating, before he take it, and as long after. You may also, for the more precaution, give him a Clyster the Night before, which shall be composed according to the nature of his Disease.

From the Time he took his Purgation, until it have done working, (which will be about forty hours) let him eat no Hay, but take him from the Rack at the end of every four hours, and give him about half a Peck of wet Bran.

When the Horse hath done purging, you may if you will, give him a Clyster, to perfect the evacuation of that which the Medicament hath not brought away : After which you may feed and order him as formerly.

In making of Pills, after you have broken and beaten your Drugs coarsly, mix the Composition with two Pounds of fresh Lard, or for want of it, the like quantity of fresh Butter; and having beaten and mixt all well together in a Mortar, make Pills about the bigness of small Tennis-Balls, and when the Horse has swallow'd them, give him, in a Horn, some White-Wine to carry them down to his Stomach, and to take away the bitterness from his Mouth.

If it be for a Drench, you are also to beat them coarsly, and either mix them with a Decoction or with Wine, and letting it infuse about a quarter of an hour, give it to the Horse early in the Morning, with a Horn, after he has been tied up two hours to the Rack.

If you make use of a simple Infusion, which hath no great effect upon Horses, then the Drugs being infused all Night, the Liquor is to be poured off next Morning, amongst which you are to dissolve some kind of Electuary or Powder in a sufficient quantity; and when the Horse has taken it, rinse the Horn with the remainder of the Decoction, or with Wine, and make him swallow it; after which wash his Mouth with a little Wine, to take away its bad relish.

C H A P. XXXIV.

Of Clysters.

Clysters are of so great use for the preservation of a Horse's Health, and curing of Diseases, that we have no Remedy which equals them; for a Clyster given in season will save a Horse's Life. Fevers, and the excessive beating of the Flanks, are rarely allayed but by the reiterated use of good Clysters.

Clysters. And if at any time they make no sensible alteration to the better, yet at least they refresh and give ease; and never did Clysters, given orderly, and according to method, prove prejudicial to any Horse whatsoever.

Common Farriers don't give above a Quart or three Pints of Decoction in a Clyster, which has generally no great effect; for besides that the Liquor is given in too small a quantity; they also spare Drugs, and commonly mix nothing with the Decoctions, but salted Water, Honey, and Oil. I think a Clyster should have two or three Quarts of Decoction, or else it will moisten and wash but little: For as a Horse drinks ten times more than a Man, and that People give also twenty times more than the Dose for a Man to purge him, it follows that the same proportion should be observed for Clysters.

When you intend to purge a Horse by Clyster, put no kind of fat into it, because Oils and Greases adhere to the Intestines, and so hinder the effect of the Purgatives; but rather use *common Salt, Sal Gem, Polychrest,* or warm *Urine*, all which prick and irritate the expulsive Faculty: Whence it is that Country-Farriers make commonly their Clysters of the Water in which Cod-fish or Herring have been steeped, which by reason of its saltness, causes a Horse to empty well.

To make a Clyster somewhat Purgative, a Man may infuse all Night in a proper Decoction, an Ounce of *Sena*, and next Morning giving it a little boil, strain it to make a Clyster.

A Clyster should not be given till the Horse's great Gut be cleared of its Dung, which by Farriers is called *Raking*. Cause some body who has a small hand to anoint it with Oil or Butter, and thrust it up into his Fundament, taking care not to scratch the Gut with his Nails, and draw forth all the

the Dung he can conveniently bring away. Or otherwise thrust up into it about the bigness of a large Hen's Egg of *Castile-Soap*, anointed with Oil to make it enter with more ease; half an hour after which, the Horse will empty; so that using this you need not Rake him, because the Soap will do it sufficiently of it self. Having thus caused him to empty, place him with his Fore-parts a little lower than his Croup, and thrusting into his Fundament a Horn made for that purpose, open at the small end, pour into it by degrees the Clyster, which must be Milk-warm, and if it should stop in the Horn, without passing down, you are to make the Horse move his Tongue, and then strike him gently with the palm of your hand upon the Reins, which will make it enter: This done, put him into the Stable again, tied up to the Rack, without moving him afterwards, contrary to the common practice of Farriers, who walk the Horse while the Clyster is yet in his Guts.

It is also fit that your Horse be tied up to the Rack two hours before his Clyster, and that he eat not until he hath render'd it, or about an hour after he hath taken it.

They that walk their Horses after a Clyster, make them render it too soon, whereas it should be retained a reasonable Time: If he could be made to keep it a full hour, it would be so much the better; and therefore a large Syringe made on purpose is better than a Horn, because the Horse receives it better, without so much as needing to be taken out of the Stable, and being less moved after receiving it, he will have the less cause to render it too soon. It signifies but little to stop a Horse's Fundament with Hay, or to tie down his Dock, to hinder him from rendring it, for none of these methods will prevent him from voiding his Clyster, if he have an inclination to it.

C H A P. XXXV.

Of Bleeding Horses, and Precautions to be observed therein.

Bleeding is very profitable for curing of Fevers, the Farcy, Mange, Strokes of all sorts, for Defluxions upon any part of the Body, the Eyes excepted, for the foundering in the Body, Vertigo, Head-ach, and many other Diseases.

The first Reason for Letting Blood is *Plenitude*, which is when the Vessels are so very full of Blood that they can scarce contain it without bursting, or that there is more Blood than is needful for the entertainment of the Parts, so that Nature cannot govern it, *Omne enim nimium Natura inimicum*.

The second Reason is, *The excessive heat of the Blood*: In this case bleeding refreshes and appeases the boiling of it.

The third Reason is, *That we may take away the corrupt Humours contained in the Veins, which by their Putrefaction can produce but bad Effects*: Therefore Nature being eased by this Evacuation, doth the more easily digest the rest.

The fourth Reason is, *That when the Blood hath not liberty enough to run and pass freely through its Vessels, bleeding gives it vent, and so facilitates its motion*.

The fifth Reason is, *To make a Revulsion, by altering its course, when it carries it self from one part to another with too great impetuosity, and in too much abundance*. Now in this case, People endeavour to retard its course, or to procure another for it, quite another way.

The sixth and last Reason for Blood-letting is, *To give ease and relief to any part that is over-charged with Blood*; which is performed by bleeding the part afflicted.

Blood

Blood-letting is necessary by way of prevention, for all Horses which feed well and labour little. It should be done twice a Year.

It hath also its Inconveniencies, when practised unseasonably; for then it maketh a revulsion of the Spirits, which are the source of strength and natural heat; and also takes away the aliment appointed for the nourishment of the Parts. You should therefore consult your Horse's strength, to know if he can endure Blood-letting, and to consider if he be very weak; for then he would have more need to be made up by good feeding, than to lose his Blood.

Young Horses, as well as old, are to be bled as rarely as possible. I say the same of such Horses as pass their Aliments without being concocted and digested; such as those who have much whole and undigested Oats amongst their Dung, unless the Horse swallow them without chewing, which is frequently done.

Neither are you to bleed cold and phlegmatick Horses, nor those which work in an excessive cold Country, nor in any Country in great Heats or excessive Colds, their Bodies then standing more in need to be strengthen'd than weaken'd.

People commonly bleed Horses in the Jugular Veins, which lie on each side the Neck, for several Diseases; as the Farcy, Mange, Repletion, and for Prevention.

For Bites or Blows in the Eyes they take Blood from the Temples with a small Lance.

For Head-aches, or for being disgusted or overheated by excessive Labour, or for Cholicks and the Vives, they have a little Lance made purposely for opening the Veins beneath the Tongue.

Also for Cholicks, Vives, and being much overheated, they bleed in the Gristle of the Nose, without regarding whether they hit the Vein or not.

When a Horse is disgusted, dull, harassed, and over-heated, they bleed in the middle of the Palate, above the fourth Bar, with a Lance or sharp Horn.

If your Horse lose too much Blood by a stroke thus given him in the Palate, you are to raise his Head very high, by tying a Cord about his upper Fore-teeth, as if you were going to give him a Drench, and it will stop of its own accord.

I saw once a Horse that died of a stroke thus given him in the Palate with a Horn, and the Blood could not be stopped neither with Vitriol, nor with a Button of Fire, or any thing else they could apply, so that the Horse lost all his Blood and died. I have since fallen upon a Remedy that would have saved him, and which is but a Trifle: Take the half of a Walnut-shell, and applying the hollow side of it to the Orifice of the Wound, press it a little hard upon it, and so hold it for a quarter of an Hour; after which the Shell will stick of its own accord, and so stop the Blood, which perhaps no other Remedy could have done.

For strains in the Shoulder, or the Mange in those Parts, they take Blood from the *Basilick* or Fore-Thigh Veins; but this is rarely done, and when it is, they do it commonly with Fleems, and not with a Lance.

For Strains and Infirmities in the Hammes and Knees, they take Blood from the Pasterns with Fleem or Lance.

For beating in the Feet, and Infirmities of the Legs, such as Swellings and Oppressions of the Nerves, Horses are let Blood in the Toes with the Butteris or Drawing-Iron.

For Cholicks, and sometimes also for the Farcy, the Veins of the Flanks are opened with a small Lance made for that purpose.

For Blows and Strains in the Haunches, Blood is drawn with Fleems in the flat of the Thighs.

For

For the Fever and Purfiness, they bleed with a long Lance in the Tail or Dock.

When a Horse is blooded, make a good large Orifice in the Vein, that the thick and terrestrial Blood may be evacuated; because when the Orifice is too small, it is only the most subtil Blood that is drawn, so that the bleeding doth more harm than good.

When you intend to bleed a Horse, let him rest the Day before, and also the Day following; and let him be tied up early in the Morning to the Rack without Water or Combing, for fear of too much agitating his Spirits; then draw with a pair of Fleems, that should be of a reasonable breadth, for the Reason before given, about three Pounds of Blood, and then leave him tied to the Rack for two hours.

After which you shall give him some scalded Bran, or the following Mash: Take half a Peck of good well-ground Malt, and put it into a Pail by it self; then take a Gallon or five Quarts of fair Water, and set it on the Fire, and when it hath boiled a little, put as much of it into the Malt as will moisten it, working and stirring them with a piece of flat Wood; after which pour in the rest of the Water, and mix all very well together. Then cover it close, and let it stand two hours. When the Horse is ready to take it, crush and squeeze the Malt with your Hand as much as possible, and give it him to drink Luke-warm. I say, it must be little more than Milk-warm; and if it prove too hot or too thick, you may rectify both, by adding a little cold Water to it, but be sure not to make it too cold nor too thin.

This Mash is found to agree well with Horses which are indisposed or sick, and is therefore here set down. The Author having given no directions

to make one, by reason, I suppose, that Malt is not much used in *France*.

The *Germans* gallop their Horses before bleeding, to the end, say they, that the bad Blood which is as the Lee, may be mixed with the good, and so both drawn together. But they should consider, that Blood is not with the same tranquility in the Veins, as Wine is in a Hoghead, whose Lees lie at bottom. And if the whole Mass of Blood in a Horse's Body, being about fifty Pounds, does circulate through the Ventricles of the Heart in about six Hours space, as Experiments have discovered, it will follow, that there is no need of any violent agitation, but on the contrary, the Horse should be kept calm and quiet, for fear of losing too many of his Spirits.

Those who are very careful of their Horses, not only let them rest on that Day wherein they are bled, and the Day before and after; but also give them only Bran instead of Oats on those three Days.

In taking Blood you are to regulate the quantity according as your Horse is a great Feeder, and as his Veins are full and stretched, and accordingly as it issues forth with Violence; having still regard to the quality of the Disease, his Strength, Age, and the Season.

It is a general Maxim, that without very good and pressing Reasons, a Man should never make great evacuations by Blood-letting, because there is made by it a too great dissipation of the Spirits, as also Crudities formed in the Veins, which are the origin of several Diseases.

C H A P. XXXVI.

How to judge of the Quantity and Quality of Blood.

ALtho' it is not the common practice of Farriers to receive a Horse's Blood into a Vessel, however, it is very necessary, that a Man may thereby be able to judge of the Quantity and Quality.

A Quart of Water weighs about two Pounds, and Blood is near of equal weight with Water: Therefore first try how many Pounds of Water the Vessel contains, and when you know how much space two Quarts of Water will take up in a Vessel, the same space will be filled with four Pounds of Blood.

Observe if it run calmly and slowly, and without impetuosity; as also if it cleave to your Fingers when you touch it, because if it do, it is a sign that it is Viscous, and apt to occasion obstructions: Therefore in that case you are to bleed your Horse frequently.

Blood which froths much when receiv'd into a Vessel at a pretty distance, betokens heat and agitation of the Spirits; from whence People conclude, that a Horse is over-heated, either by superfluous Nourishment, or too violent Labour; or otherwise, that he is of a vigorous Constitution: Such Horses should be let Blood at least twice in the Year, by way of Prevention.

When Blood coagulates soon and easily after it is drawn, and hath a great many Fibres in it, it is a sign that its Substance is thick and terrestrial; but if it with difficulty congeal, than it is more fluid and subtil.

If the Blood be very serous, that is, Watery, it betokens a Weakness in the Reins, or an Obstruction in the Veins.

Blood whose Superficies is yellow, but black beneath, betokens a great deal of Heat, and that Bile predominates.

Blood full of Phlegm and Water, is a sign that the Horse is of a cold and moist Complexion, and he should be very seldom let Blood except upon a Necessity.

Blood of a plumbeous or earthy colour, betokens that a Horse is Melancholick, and should be but seldom bled. The Blood of Asses is of this Colour.

In a word, If the Blood be very red, it is a sign it is good; if yellow, that it is bilious; if pale and whitish, that it is not well prepared, and that it is charged with Phlegm; but if it be livid and greenish, that it is Melancholick and Terrestrial.

To judge of the Quality of Blood after it is received into a Vessel, you are to set it in a place where the Sun may not dry it, and without exposing it to Smoke, Wind, or Dust.

If Blood will not congeal and fix, it is a sign the Horse is full of bad Humours, and stands in need of reiterated bleeding; and should be purged also to take away those corrupt Humours, which by their Putrefaction over-heat the Blood in the Veins, and thereby are the cause of all Diseases. This kind of Blood is the worst of any, and should therefore be evacuated, only take care to do it by degrees, and not too much at one time.

When the Blood is viscous and thick, so that when you break it with your Fingers it immediately rejoins and continues firm, it denotes Plenitude, and that the Horse should be frequently bled.

If you would judge of the Quality by its Taste, that which is sweetest is the best and most natural; if it be insipid, it is pituitous and phlegmatick; if bitter it is bilious and choleric; if acid and styp-tick, it is terrestrial and melancholick; but if sal-rish, then it betokeneth brackish Phlegm.

When





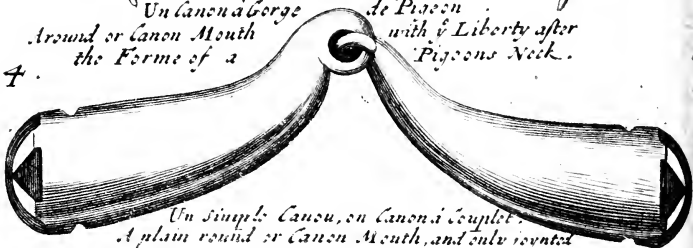
Fig:1.

Un Fillet .
A Snaffle, small watering Bitt



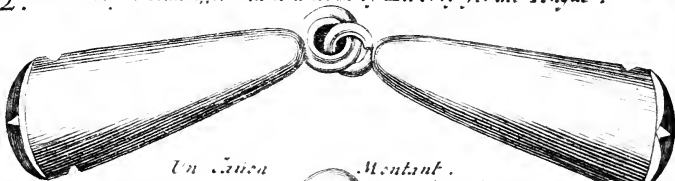
Un Canon à Gorge
Around or Canon Mouth
the Forme of a
de Pigeon
with & Liberty after
Pigeons Neck.

Fig:4.



Un simple Canon, ou Canon à couplet.
A plain round or Canon Mouth, and only jointed
in & Middle, to make a kind of Liberty for the Tongue .

Fig:2.

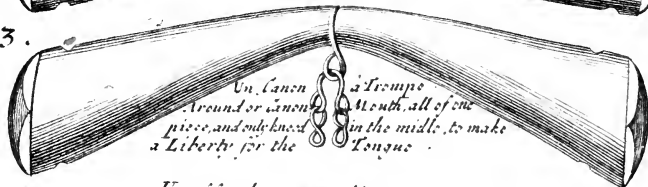


Un Canon
Around or Canon
Upset or Mounting
Montant .
Mouth with an
Liberty .

Fig:5.




Fig:3.



Un Canon à couplet
Around or Canon
piece, and only jointed
in the middle, to make
a Liberty for the
Tongue .

Fig:6

Une étréche
A plain or simple
an Upset or
Montante .
Scratch Mouth, with
Mounting Liberty .



When Horses stand equally in need of Bleeding and Purging, it is fittest to begin with Bleeding, because it cools, and may thereby hinder the Purgation from inflaming the Humours: Because for the most part, a purgative Medicament stirreth up Humours, which it doth not evacuate; so that if you should immediately take Blood, while the excited Humours are thus in agitation, the Veins would attract that stirred up Humour which was not evacuated, and which being once in the Veins, is capable of spoiling the rest of the good Blood.

In fine, Blood-letting contributes much to the true knowledge of a Horse's Constitution, and more than any other evidence, whether of Mark or Colour; also a Man may thereby judge of his Health and Vigour.

CHAP. XXXVII.

Of Bitts.

TO Bitt a Horse is to give him such a Bridle as is most proper to gain his consent to those Actions you require of him.

The Iron which is put in a Horse's Mouth, is called a *Bitt* or *Bitt-mouth*.

In the middle of the *Bitt-mouth* there is always an arched space for the lodging of his Tongue, which is called the *Liberty*.

The Duke of *Newcastle* advises to put as little Iron into a Horse's Mouth as possible; and we in *England* seldom make use of other than Snaffles, Canon-mouths jointed in the middle, Canon with a Fast-mouth, and Canon with a Port-mouth either round or jointed: But our Author gives a Description of fifty six sorts of Bitts, and the Figures of eighteen of them in a printed Plate, most of which

he says, being very rude, and spoiling Horses Mouths, are generally laid aside : I shall therefore describe such of those Bitts only, as are at present most in use amongst us : And first,

Of the Canon-mouth jointed in the middle. Fig. 2.

This always preserves a Horse's Mouth whole and sound, and altho' the Tongue sustain the whole effort of it, yet that part is not so sensible as the Bars, which have their feeling so very fine, that they feel the pressure of this Mouth through the Tongue, and thereby obey the least Motion of the Rider's Hand : If then the Bitt-mouth rested wholly upon the Bars, it would be a ready means to turn a Horse's Mouth desperate. The larger it is towards the ends fixed to the Branches, the more gentle it will be, because it will thereby be so much the less capable to constrain a Horse. It should be always held as a certain Maxim, that a Man should make use of this Mouth to a Horse as long as he can, that is, if with a simple Canon-mouth he can draw from a Horse all the Obedience he is capable of giving, it will be in vain for him to trouble himself to give him another, because this is the very best of all.

Of the Canon with a fast Mouth. Fig. 3.

Next cometh the Canon-mouth all of one piece, and only knee'd in the middle, to make a liberty for the Tongue. This is proper to make sure those Mouths, which being too sensible, ticklish, or weak, chack or beat upon the Hand. This Bitt will fix such Horse's Mouths, because it rests always in one place, so that thereby deadning in a manner that part, it maketh the Horse to lose his Apprehensiveness, who in a little time will relish this Bitt-mouth better than the last, which being jointed in the middle, rests upon the Bars unequally, sometimes upon one side, and sometimes upon t'other. This

is nevertheless more rude, because it is not jointed in the middle, but all of one piece. The greatest dexterity in forging this Bitt-mouth is, to project the middle of it a little forwards, thereby to give the more play to the Horse's Tongue, and cause the Bitt to rest rather upon the Gums or outsides of the Bars, than upon their very ridges.

Of the Canon with a Port-Mouth. Fig. 5.

A Port-Mouth is a Canon with an upset or mounting Liberty, which is proper for a Horse that hath a good Mouth, but a large Tongue. It worketh its effect upon the Lips and Gums, and because the Tongue is disengaged, it will subject a Horse who hath his Bars high, and in some degree sensible. It is of excellent use, and if well made will never hurt a Horse's Mouth.

Of the Canon-Mouth with the Liberty, after the Form of a Pigeon's Neck. Fig. 4.

When a Horse hath too large a Tongue, so that by its thickness it so supports the mouth of the Bitt, that it cannot work its effect upon the Bars, this Liberty will a little disengage his Tongue, and thereby suffer the Mouth of the Bitt to meet with and rest upon his Gums, which will make him so much the more light upon the Hand.

This is also good for those who sometimes make use of one Rein, because they may pull it without hurting his Bars, which cannot be done with Mouths that have other kinds of Liberties.

Of a Scatch-Mouth, with an Upset or mounting Liberty. Fig. 6.

These are more rude than Cannon-Mouths, because they are not fully so round, but more edged, and are preferable to them in one respect, which is, that those parts of a Cannon-Mouth to which the

Branches

Branches are fasten'd, if not well rivetted, are subject to slip, so that a Man is then left to his Horse's Discretion: But the ends of a Scatch-Mouth can never fail, because of their being over-lapped, and are therefore absolutely most secure for vicious and ill-natur'd Horses.

Of a Canon-Mouth with the Liberty after Mr. Pignatel's fashion.

This is proper for a Horse with a large Tongue and round Bars; seeing it is not at all supported by the Tongue, but only a little by his Lips. A Man should take care never to work a Horse with one Rein, so long as he is carrying one of these Bit-Mouths, because he would infallibly break and spoil his Bars.

Sir *William Hope* describes it in this manner: 'It is a Bitt with a gentle falling and moving up and down, and the Liberty so low as not to hurt the roof of the Horse's Mouth;' which is the best Bitt certainly for all Horses which have any thing of a big Tongue, and therefore recommends that Liberty above all things in Bitts, with the Branches *a la Conestable*. Plate 3. Fig. 6.

I shall pass over the rest of the Bitt-Mouths mentioned by our Author, such as those with Pears, Balls, Melons, &c. there being no such rude Bitt-Mouths now to be seen, but instead thereof People now make use of strong and hardy Branches.

Some are of opinion, that there is no better way to fit a Horse exactly with a Bitt, than to have a great many Bitts by them, and change them, until they fall upon that they would have: But be sure at first to give him a gentle one, rather than a rude, and see that it be right lodged in his Mouth, that is, not so high as to make him frumple his Lips, nor so low as to rest upon his Tushes.

This done, cause one to mount him, and let him try to pull the Horse two or three steps back: You will know as he is going back, if his Head be firm, and if he perform it frankly, or only obeys with reluctance, that so you may give him another Bitt, which may gain his consent.

If he incline to carry low, you are not to give him a Liberty for the Tongue, which will rise too high, for that by tickling his Palate, would bring his Head down between his Legs.

Large Curbs, providing they be round, are always most gentle: Take care that it rest in its proper place, a little above the Beard, for without this the Bitt-Mouth will not have the effect you might expect from it.

C H A P. XXXVIII.

Of Branches.

THE Branch is to be proportion'd according to the design a Man hath either of bringing in, or raising a Horse's Head.

The Line of the Banquet is that part of the Branch whereby we judge of its effects, and which discovers to us its strength or weakness. *See Plate 3. Fig. 4.*

A strong or hardy Branch is that whose Sevil-hole at the lower end of it is placed upon the outside of the line of the Banquet. *See Plate 3. Fig. 4, 5, and 8.*

A gentle Branch is that whose Sevil-hole is placed upon the inside of the said Line. *See Plate 3. Fig. 1.*

A rude and hardy Branch will bring in a Horse's Head, proportionably as it is more or less hardy; whereas a gentle Branch, by diminishing the effect of the Bitt-Mouth, make a Horse more easily to bear

bear the pressure of it, who before could hardly endure it.

The further the Branch is from the Horse's Neck, the greater strength will it have in pulling, and will bring it best in, provided it be in the hands of a Person who understands to make use of it.

Short Branches are ruder than long, if they have both of them the same shape and turn; because the effects of a long Branch coming from a distance, do not constrain a Horse so suddenly as a short, which besides its great constraint is also unpleasant.

The Branch must be proportion'd to the length of a Horse's Neck, and one may sooner err in choosing one too short than too long. Yet after a little observation, a Man shall rarely fail when he sees a Branch, to be able to say, that it is for a Horse which hath such a Neck: And when he sees how any Horse carries his Head, he will immediately discover what Branch is proper for him, because he carries so and so, and hath such a Neck.

I.

A straight Branch after the form of a Pistol.

See Plate 3. Fig. 1.

This is commonly the first given to young Horses to form their Mouths, and make them to relish a Bitt.

II. Fig. 2.

A Branch after the Constable of France's fashion.

This Branch is proper for a Horse which naturally carries his Head well, and in as becoming a posture as possibly he can.

III. Fig. 3.

A Branch after the form of a Gigot or Leg.

This is also proper for Horses which naturally carry well; and will prevent him from carrying low when weary.

IV. Fig.

IV. Fig. 4.

A Branch after the form of a bent Knee.

This is proper for Horses which arm themselves against the operation of the Bitt, which is done two ways:

1. By bringing in so very much their Heads, that the lower part of the Branches rest upon their Breasts or Counters: The common Remedy is to give them shorter Branches, which is so far from rectifying it, that it constrains them more, and thereby obliges them to arm themselves more strongly than they did at first. Now this sort of Branch, tho' ten Inches long, yet is so turned, that it cannot so soon reach their Counters, as an ordinary Branch of six Inches long, because instead of pulling down their Noses, as other Branches generally do, this raises them.

2. The second way of Horses arming themselves, is, that when a Man would restrain them, they turn in so very much their Heads, that they immediately touch their Necks with their Chins, and thereby render the Branches useless. There is no remedy for such, but to place a Ball of Wood (covered with Velvet or any other thing, to make it appear neat) betwixt their Jaw-bones, upon the Chaulband of the Bridle. The bigness of this Ball should be proportioned according to the hollow between the upper parts of the Jaws, because were it too little, it would be useless and without effect; and if it were too big, it would not only appear too much, but would also shift from one side to the other: But being so adjusted, that the half of the Ball may enter between the two Jaw-bones, and the other half remain without, and meet with his Throat, it will then keep in its place, by reason that the hollow between the Jaw-bones straitens as it descends, so that the Ball cannot be dislodged, but

but must of necessity prevent the Horse's arming himself.

V. Fig. 5.

A Branch after the French Fashion.

All Horses do not arm themselves, but many carry low; therefore the raising a Horse's Head is one of the most difficult things we undertake, because a Man may bring in a hundred, when he will not raise so much as one. However, the two Branches following will produce this effect, the one more, the other less.

The first is this Branch after the *French* Fashion, which is hardy about a third of an Inch at the Sevil-hole, and knee'd an Inch and three quarters at the Jarret or Hamme, with the Eye of the Branch a little higher than ordinary, to give the more force to the Branch: It will therefore be proper for raising a Horse which carries his Head low, because the Sevil at the lower end of the Branch, inclining backwards towards the Neck, hath borrow'd a sufficient strength from the Hamme, which is pretty much knee'd in that part, to make it the more powerful for raising.

VI. Fig. 6.

Another Branch more hardy than the preceding.

The former Branch would raise a Horse's Head, altho' but little, because it is only hardy at the Sevil about a third of an Inch, whereas this Branch hath two thirds of an Inch at the Sevil-hole, and about two Inches at the Hamme, and is therefore proper to raise a Horse's Head that carries very low. The false Hamme or part of the Branch which is bruised or advanced forward, more than the other part of the Branch to which it is foldered, is a great help to it, because it augments the strength of the lower part of the Branch: The Eye being of a good height, will also give strength to the operation of the Branch, and the Shoulder which is so turned as not
to

to constrain too much, will likewise assist the Branch to raise.

VII. Fig. 7.

Another Branch which brings in a Horse's Head more than the preceding.

This is hardy about two thirds of an Inch at the Sevil-hole, and hath a false Hamme, that is, the Branch at that part is bruised or set forwards, so that the most advanced part of this Branch is about an Inch and three quarters.

The principal effect of this Branch is to bring in, it being hardy to the very Sevil-hole: The half Hamme augments its strength, and the lower part of the Branch which stands inclined towards the Horse's Neck, makes it to raise a little; so that it will be good for a Horse which carries his Neck straight out, and hath therefore difficulty to bring in his Head to such a becoming Posture as it ought.

This Branch brings in a great deal, and raises but little, which is just what we should make use of for such straight stretched Necks, because by bringing their Heads very much in, we oblige them to turn and bend their straight Necks after the form of an Arch: But since it would be dangerous to bring them too much in, and thereby to bring their Heads betwixt their Legs, therefore the lower part of the Branch is made to incline backwards towards the Horse's Neck, which raises and places their Heads in the most beautiful posture such Necks are capable of.

VIII. Fig. 8.

Another Branch more hardy than the preceding.

This Branch is hardy about an Inch and one sixth part of an Inch, and being equally hardy at the Hamme and Sevil-hole, is proper for Horses which carry their Heads high enough, but thrust out their Noses. If a Man make good use of his Legs, as he is pulling in hard a Horse's Head, there are very few

few Horses but what he will oblige to bring down their Noses.

These are all the different ways that Horses carry their Heads or Necks, together with the Branches proper for them.

It remains that I discourse of such Necks as are too slender, and whose Mouths will not endure the pressure of the Bitt upon their Bars, nor consequently any thing of a firm Hand. I told you the first Branch was proper for such Horses, but People having no fancy to give such Branches to Journey-Pads, they may make use of the sixth Branch, and render it more gentle at the Sevil-hole by half an Inch, which will make it proper for them. Note, that the further the Sevil-hole is without the Line of the Banquet, the harder and stronger the Branch is; and the more it approacheth, or even cometh on this side the said Line, so much the more gentle is it.

C H A P. XXXIX.

A Discourse of Breeding, and how to raise a good and beautiful Race of Horses.

THE Goodness of Horses depends much upon the trueness of the Race, the Quality of the Grounds where they run, their manner of feeding when housed, and the method of governing them while young.

Among all the Authors who have written on this Subject, no one hath given such exact Instructions as the Duke of *Newcastle*; but his Book being very scarce and dear, and treating of many curious things, more proper for a Master in the Art of Riding than for a private Gentleman, our Author thought he should do service to the Publick, by presenting it
with

with an Abstract of what he wrote on this Subject, with some Remarks of his own; which the Reader will find distinguish'd by this Mark (C) in the Margin.

The best Horse for a Stallion is a good and beautiful Barb, or Spanish Horse, free from those Infirmities which are called Hereditary, such as weak Eyes, Spavins, Purpiness, Chest-found'ring; as also bad Feet, with this distinction only, that such Imperfections as happen by accident, are not accounted Hereditary.

‘ That which I have to say against the *Spanish*
 ‘ Horse is, that they beget Colts of a less size than
 ‘ themselves; neither do the Mares hold so easily to
 ‘ them as to the Barbs: For of ten Mares cover'd
 ‘ with a *Spanish* Horse, the one half will not be with
 ‘ Foal, whereas they hold sooner to the Barbs, if
 ‘ the Stallions be six Years old; for being younger
 ‘ they deceive the Mares.

I approve not of covering Mares in one's Hand, nor tying them with Ropes: For this Action of Nature should be perform'd with Freedom and Love, and not with Reluctancy, and against their Will.

Neither do I regard whether the Moon be in her Decrease or Increase, or if the other Celestial Bodies be in such or such a Conjunction, as if Colts were to be begotten by Astronomy.

Nature is most wise in her own Works; amongst which, the greatest is the Act of Generation, whereby she preserves each Species to continue it to the end of the World: And we see that this wise Nature is so circumspect in this Action, that although she suffer two different kinds to mix by Generation, yet that which proceeds therefrom doth not afterwards generate; because, were it otherwise, each true kind or Species would in time be lost. Let us therefore follow herein the Laws of Nature, who is most wise in the Act of Generation.

When you have chosen your Stallion, three Months at least before the Time he is to cover, feed him with good Oats, Pease or Beans, or with coarse Bread, and little Hay, but a good deal of Wheat-Straw, stepping him out twice a day to the Water; and after he hath drunk, walk him up and down an Hour, without making him sweat. If he were not thus brought in wind before he covers, he would either become purfy and broken-winded, or run a great risk of being so; and were he not well fed, he could not perform the Task; or at least the Colts would be but pitiful and weak; and although you nourish him well, yet you will take him in again very lean. If you give him many Mares he will not serve you so long, and his Mane and Tail will fall away through Poverty; and you will find it difficult to recover and bring him into a good Condition of Body for the Year following: Give him Mares therefore according to his Strength, that is twelve or fifteen, or at most twenty.

We should in *England* cover our Mares in the beginning of *June*, that so they may foal in *May*; in which Month there is plenty of Grass, which will make the Mares have a greater abundance of Milk for the better nourishing of their Foals. ‘ Mares
 ‘ go with Foal eleven Months, and as many Days
 ‘ as they are Years old. For Example; A Mare of
 ‘ nine Years old will carry her Foal eleven Months
 ‘ and nine Days; so that a Man may so order his
 ‘ Mares to be covered, that their Foals may be
 ‘ brought forth at such a Time as there will be
 ‘ abundance of Grass.

You should about the end of *May*, at which Time there is commonly store of Grass, put your Mares into an Inclosure, which may be capable to feed them the whole Time the Stallion is to be with them, or that they are in season, in which Inclosure all your Mares should be put together, as well those which
 are

are barren as others. Then lead forth your Stallion, having first taken off his Hind-shoes; but his Fore-shoes must be kept on for the preservation of his Feet: Then let him cover one twice in hand, to render him the more calm and gentle; after which take off his Bridle, and let him go freely to the rest, with whom he will become so familiar, and use them so kindly, that they will at last make love to him; so that not one of 'em will be hors'd but as they are in season. After he hath serv'd them all, he will try them again, and will only cover such as willingly receive him. He knows very well when they desire no more his Company, and will then beat at the sides of the Inclosure that he may be gone; at which time he is to be remov'd, and your Mares put into a fresh Inclosure.

These are the wise Means Nature makes use of, and I assure you, that of twenty Mares there will not three fail; whereas if they were cover'd in Hand, the one half would not hold. There should be built, in that Inclosure wherein the Stallion runs with the Mares, a little lodge to retire and preserve him from the scorching Heats; in which there should be also a Manger, wherein you are to give him his Oats, Pease, split Beans, Bread, or what else he likes best: And he must be always thus had a care of while he is with the Mares, which will be about six or seven Weeks.

' You are to take care when you cover your
' Mares either in Hand or otherwise, that the Stallion and Mare feed alike; viz. if the Stallion be
' at Hay and Oats, which is commonly call'd *Hard-meat*, the Mare should be also at *Hard-meat*, otherwise she will not so readily hold. In like manner if
' the Stallion be at Grass, the Mare is also to be put
' to it. Mares which are very fat, hold with great
' difficulty; those which are but indifferently fat
' and plump, conceive with the greatest ease and facility;

‘ Mares retain a great deal better when they are
 ‘ hot or in season ; this Heat excites the Horse, who
 ‘ upon his part performs that Action with the greater
 ‘ Ardour and Vigour. When the Mare is to be co-
 ‘ ver’d in hand, that she may the more certainly hold,
 ‘ let the Stallion and her be so placed in the Stable,
 ‘ as they may see each other, and so let them be kept
 ‘ for some Time, which will animate them both ;
 ‘ so that Generation will hardly fail.

‘ To bring a Mare in season, and make her to re-
 ‘ tain, you are to give her to eat for the space of
 ‘ eight Days before you bring her to the Horse, about
 ‘ two Quarts of Hempseed in the Morning, and as
 ‘ much at Night : If she refuse to eat it, mix it
 ‘ with a little Bran or Oats, or else make her to fast
 ‘ for a while ; and if the Stallion eat also of it, it
 ‘ will contribute much to Generation.

As for the Age of the Stallion, he should not co-
 ver before he be six Years old, nor after he is fifteen :
 But as to this last you may regulate your self accord-
 ing to his Strength and Vigour. As to the Age of
 Mares, they should not be cover’d before they be
 three Years old ; but the goodness of the Mares, and
 Foals which they shall bring forth, should regulate
 you as to this.

‘ It is a Maxim, That a Mare should never be
 ‘ horsed while she is bringing up her Foal, because
 ‘ the Foal to which she is giving suck, as well as
 ‘ that in her Belly, will receive prejudice by it,
 ‘ and the Mare her self will be sooner spent : Yet
 ‘ People fancy it to be good Husbandry if a Mare
 ‘ bring forth yearly a Foal ; whereas Things rightly
 ‘ consider’d, there is more lost than gain’d. How-
 ‘ ever, if you will have your Mare cover’d, let it be
 ‘ seven or eight Days after she hath foaled, that so
 ‘ she may have Time to cleanse ; and if you can con-
 ‘ veniently, do not give her the Stallion until she de-
 ‘ sire him ; and also increase by all means possible
 ‘ that

‘ that Passion, as by strong feeding, &c. At least
 ‘ the Foal to which she gives suck will be better by
 ‘ this Method, and thereby receive the more strength
 ‘ to follow her at Grass, as also the Mare will more
 ‘ easily conceive, being brought thus in season.

‘ Those who desire to have Males, although the
 ‘ Duke cannot assent to it, may practise what fol-
 ‘ lows ; which may be experimented also upon other
 ‘ Creatures, such as Cows, Goats, Sheep, &c. You
 ‘ must then bring the Mare in season, and let her be
 ‘ cover’d very early in the Morning any Time from
 ‘ the fourth Day of the Moon until it be full, but
 ‘ never in the decrease ; and thus she shall not fail to
 ‘ bring forth a Male-Colt ; the Truth whereof a lit-
 ‘ tle Experience will discover.

You may provide your self of young breeding
 Mares from your own Race ; which as they are
 good, and of a good Breed, will bring you forth
 more beautiful Foals than any other, in respect that
 they have been engendred by a good Stallion, and
 that the same that covers them did also beget them ;
 for there is no such Thing as Incest among Horses.
 But you are not to make use of your Colts for Stal-
 lions, because they will much degenerate from the
 goodness of true Barbs ; and if you should so make
 use of them from one Generation to another, they
 would at last become like to the natural Race of
 the Country wherein they are : Therefore I would
 never advise you to chuse a Stallion from your own
 Breed, but rather that you would change him for a
 good Barb or *Spanish* Horse ; but still make choice of
 the most beautiful Mares of your own Race to breed
 upon.

C H A P. XL.

When Foals are to be weaned or separated from their Dammes, and how they are to be order'd.

YOU should have a Lodge large enough to contain all your Mares, that so upon occasion they may be defended from the Injuries of the Weather; for there is no Creature to which Cold is a greater Enemy than to Horses. Many are of Opinion that Foals should suck until they be a Year or two old: But this is a great mistake, because it makes them become dull and ill-shap'd, and makes you lose the most part of that Time for the fertility of your Mares.

You should wean your Foals at the beginning of Winter, when it beginneth to grow cold, that is about *Martinmas*, or the middle of *November*, and wean them three Days before full Moon, and hang about their Necks upon a piece of Rope seven or eight Inches of the end of a Cow's Horn, to catch hold of them upon occasion; after which bring them all into your Stable, with Racks and Mangers pretty low set.

' I rather think the reason why most Foals advance so slowly, and are not capable for Service until they be six or seven Years old, is because they have not suck'd long enough: Whereas, if they suck'd the whole Winter over, they would be as good at four or five Years old, as they are now at eight.' You may therefore judge by this if it be good Husbandry to wean so soon.

Let them all stand loose together, and untied, with good store of Litter, feeding them with good Hay and Wheat-bran, and sometimes a few Oats; for it is a folly to say that Oats make Foals become blind, or their Teeth crooked.

‘ I am of Opinion that Oats will wear their Teeth
‘ and make them sooner to change, and also raze :
‘ Therefore the best way is to break them in a Mill,
‘ because by endeavouring with their Jaws to bruise
‘ and chew them, they stretch and swell their Eye
‘ and Nether-Jaw-Veins, which so attract the Blood
‘ and Humours, that they fall down upon the Eyes,
‘ and are many times the occasion of losing them :
‘ So that it is not the heating Quality of the Oats,
‘ which is the cause of this, but the difficulty they
‘ have in chewing them.

‘ It is further to be observ’d, that Foals thus fed
‘ with Grain, do not grow so high upon their Legs,
‘ but become broader and better knit than if they
‘ had eaten nothing but Hay and Bran, and will
‘ better endure fatigue.

When the Weather is good drive them forth into
some inclos’d Place, where they may sport them-
selves. Put them to Grass about the end of *May*, or
as soon as there is Grass enough to feed them, put
all those of one Year old together. You should al-
so have a Lodge capable to hold them all, the Door
whereof should be very large, that they may not
hurt one another in going in or out.

‘ There are some Foals beneath six Months old,
‘ which although their Dammes have abundance of
‘ Milk, yet decay daily, and have a Cough by rea-
‘ son of certain Pellicles or Skins that breed in their
‘ Stomachs, which obstruct their breathing, and at
‘ last totally destroy them. The Remedy is to take
‘ the Bag wherein the Foal came forth of its Mo-
‘ ther’s Belly, and drying it, give as much of it a-
‘ mongst Milk as you can take up with three Fin-
‘ gers. This Remedy is also good against all Diseases
‘ that happen to them beneath six Years old. But if
‘ you cannot get the Bag, then dry the Lungs of a
‘ young Fox, and use it instead of the aforesaid
‘ Powder.

At the end of a Year, in the same Season, *viz.* about *Martinmas*, you are to take in the Foals again, which will now be a Year and an half old. Order, tie, and dress them as the rest of your Horses, and make them as gentle and familiar as possible. The next Summer, when they are two Years old, you may again put them to Grass, or keep them in the Stable, that you may the more easily fit them for backing; but they are never to be back'd until they be full three at least.

There are some Colts which having been well fed until they be a Year old, will attempt the covering the Fillies. This rarely happens at one Year old, but frequently at one and a half, and others at two, and two and a half, according to their Constitution and Feeding. So soon as you perceive this, you must separate them, lest they should spoil themselves.

It is good to house your Foals every Winter, and to put them to Grass every Summer, until they be past three Years old, and they will be much the stronger and better shap'd. It matters not what kind of Pasture they feed in, providing it be but dry, and have a watering-place in it; for if they can fill their Bellies once in twenty four Hours it is sufficient. The Secret therefore of raising fine Horses in cold Countries, consists in nothing else than keeping them warm in Winter, feeding them with dry Food, and turning them out in Summer to dry Pastures.

Take two Colts alike well-shap'd, begot by the same Stallion upon two Mares equally beautiful, and keep one of them warm in the Winter-time, feeding him also with dry kind of Food until he be three Years old, and he will be almost as well-shap'd as his Sire, which I suppose to be either a Barb or Spanish Horse. Suffer the other again to run all Winter in the Fields until he be three Years old, and he

he shall have his Head and Neck big and thick, his Shoulders charged with Flesh and Gall, for his Stature or Size, be a most laborly and perfect Cart-horse: Whereby you may see how much dry Food and warm Housing do contribute to the Beauty of Horses.

C H A P. XLI.

The Ancient Method of preparing Running Horses.

A Running Horse should be somewhat long Bodied, Nervous, of great Mettle, a good Wind, a good Appetite, very Swift, and sensible of the Spurs. He should be of an *English* Breed, or a Barb, of a little Size, with pretty small Legs, but the Back-sinews at a good distance from the Bone, short-jointed, and neat well-shap'd Feet; for large Feet are not at all for this Employment.

To prepare him for a Race, give him neither Hay nor Oats, but Bread made of half Barley and half Beans, baked in large and thick Cakes; let them be rather stale than new, three Pound at Noon, and three Pound at Night, is sufficient in twenty four Hours. Instead of Hay give him Wheat-sheaves unthresh'd, with the Ears upon them: Let his Drink be luke-warm Water mixed with a Handful or two of Bean and Barley-meal. Cover him well in a Stable without Light, and let him be well litter'd and kept warm Night and Day.

On the fifth Day in the Morning, after he has stood three Hours in the Bridle, take a Pound of Fresh-butter, before it be washed or salted, and mixing with it twenty five or thirty Cloves of bruised Garlick; make your Horse to swallow it in
Balls

Balls as big as large Wallnuts, with a Quart of White-wine, keeping him afterwards with his Head tied up in the Bridle pretty high, for three Hours, then feed him as before, with Bread, warm Water, and Wheat-sheaves, but moderately of the last, because you are not to fatten him, but on the contrary, (by diminishing and hard'ning his Flesh) to increase his Wind and Vigour.

On the seventh Day air him abroad for the space of an Hour just after Sun-rising, and as much at Night before Sun-set, sometimes racking or stepping, and sometimes galloping him. But if he continue too fat, then do the same before Sun-rising and after Sun-set. Then bringing him back, rub and cover him well, and feed him as before: And thus continue to air and exercise him every Day, giving him every fifth Day his Pound of Butter made up with Garlick into Balls; and also observing not to air or take him abroad on the Day that he takes his Balls, nor the Day following.

When he has taken three Doses of his Garlick-Balls; that is, fifteen Days after you first began to put him in keeping, you are to exercise him for two Hours in the Morning, and as much at Night, sometimes at full Speed, then at a good Gallop, and afterwards at a Step, that he may recover his Wind: Remembring, as I have already told you, not to air him on the Day he takes his Balls, nor on the Day after: But upon the other Days when you have gallop'd him hard, dismount, and lead him home in your Hand well cover'd; then rubbing and wiping him all over until he be perfectly dry, let him stand upon his Bridle with his Head tied up for three Hours, then give him his Water, somewhat more than luke-warm, and feed him as before: And thus you are to order him for a Month, giving him his Garlick-Balls every fifth Day: But on the last five or six Days of the Month, you are to run and gallop

gallop him as sharply as his Wind will allow him, giving him *Liftnings* now and then in his Running, to take his Wind. Let his Exercise be for two Hours in the Morning, and as much at Night, leading him always back to the Stable in your Hand, having first well covered him, and then rubbing and drying him, give him his Water and Meat as I have directed.

If after all this his Dung be still slimy and viscous, it shews that he is not as yet prepared; you must therefore continue his Balls, and Exercise, until his Dung come from him pretty dry, and without humidity.

Two Nights before the Match he shall be put in the Muzzle all Night, and about two in the Morning give him three Pints of Sack, wherein twenty or twenty five new-laid Eggs are beaten, then tie him up to the Rack two Hours, after which mount him, and put him to a gentle Gallop, then to a full Speed as long as his Wind will allow it; afterwards to a Gallop again to give him Wind; and thus you are to exercise him three Hours, then cover him, lead him home in your Hand, and rubbing him and drying him, tie him up with the Bridle to the Rack for three Hours; then give him his Water, but it must now be as hot as he can drink it, and then feed him as formerly.

On the Day of the Match give him his former quantity of Sack and Yolks of Eggs well beaten together, two Hours before he is to run; and he must be also tied up to the Rack six Hours before you give him his Sack. And on that Day, and the Day preceding, he is to eat but half his allowance of Bread at each Meal, and but half the Wheat-sheaves you were accustomed to give him.

Upon the Days your Horse is not to run, you are to feed and exercise him as I have told you: But if you find him exactly prepared, then give him *Garlick-balls* every ninth Day only.

If

If in the Time of his dieting, or afterwards, the Horse should disgust or become costive, give him good Clysters made of two Quarts of Milk and a Pint of Sallad-Oil, the whole being well mixed and lukewarm.

These kind of Horses are never to be rid but with very small Snaffles, for fear of hindring their Breathing and Wind, which one of our great Bitts would certainly do. The Rider is to lean a little forward, to prevent the Wind taking too much hold upon his Body, a Cap instead of a Hat, very small and sharp Spurs, and he is to Spur near to the Flank with little strokes, because strong and great strokes do rather hinder than augment his speed.

The Method here set down by Monsieur *Sollisel*, concludes the first part of his Book: But he having never made tryal of it himself, (his Countrymen being generally great Strangers to this Diversion) he gives it only upon the recommendation of an *English* Jocky. I thought therefore it would not be amiss, that since it differs so much from the manner of preparing Race-Horses used at this Time, to sub-join the modern way of preparing Horses for a Course, collected from the best Authors who have treated on this subject.

C H A P. XLII.

The modern way of preparing running Horses.

A Horse designed for Racing should be tractable, and no ways Resty or Skittish. His Head should be small and slender, with wide Nostrils and a large Thropple. Let him have also a pretty large reach, and good Feet. His Age should be six Years at least, no Horse under that Age having sufficient strength for a four Mile Course, without running the hazard of being over-strained.

The next Thing to be consider'd is the limitation of Time for preparing a Horse for a Match; and it is generally agreed by judicious Horsemen, that (unless the Match be for an extraordinary Sum) two Months is sufficient. But herein you are to have regard to the estate of your Horse's Body.

As *First*, If he be very fat, foul, or taken from Grass.

Secondly, If he be extreamly lean and poor.

Thirdly, If he be in good case, and hath had moderate Exercise.

Now for the first, you must take two Months at least to bring him into order: For he will require much Airing, great carefulness in Heating, and discretion in Scouring.

For the second, that is, very poor, get as long Time as you can; and let his Airings be moderate, and not before or after Sun; feeding him liberally, but not so as to cloy him.

For the third, a Month or six Weeks may be sufficient.

In the next place, you must consider his particular Constitution; as if he be fat and foul, yet of a free and wasting nature, apt quickly to consume
and

158 *The Compleat Horseman : or,*

and lose his Flesh ; in this case, you must not have too strict a Hand, neither can he endure so violent Exercise, as if he were of an hardy disposition, and would feed and be fat upon all Meats and Exercises.

Again, If he be in extream Poverty, and yet by nature very hardy, and apt soon to recover his Flesh, and long to hold it, then by no means should you have so liberal and tender a hand, nor forbear that Exercise which you would use to a Horse of a tender Constitution, weak Stomach, and free Spirit.

The first Fortnight's Feeding of a Horse which is fat, foul, or newly taken from Grass.

As soon as his Body is emptied, and the Grass voided, which will be within three or four Days at most, you shall every Morning at break of Day, put on his Bridle, being first wash'd in Ale, or Beer ; and after you have dressed him, cover him according to the season of the Year. Then clap on his Saddle, and girt the foremost Girt pretty strait, and the other somewhat slack, and wisp him on each side of his Heart with pretty soft Wisps between the two Girths, that both of them may be of equal straitness ; then put before his Breast a warm Breast-Cloth, and let it cover both his Shoulders. Then (if you have taken no Tobacco) squirt a little Ale or Beer out of your Mouth into the Horse's, leaving some body to trim up the Stable in your absence. For your Horse must always stand upon good store of dry Litter, Night and Day, and it must be either Wheat-straw or Oat-straw ; for Barly-straw, and Rye-straw are unwholsome, the first causing Heart-burning, the last Scouring.

When you are mounted, walk him a Foot-pace, which we call Racking, for a Mile or two (for you must neither Amble nor Trot, because they are both

both prejudicial to speed) upon smooth and equal Ground, and if it have a gentle Rising so much the better : There gallop him gently, afterwards walk him softly, that so he may cool as much one way as he warms another. And when you have thus exercised him a pretty space, and the Sun is newly risen, rack him down to some fresh River or clear Pond, and there let him drink at his pleasure. After he hath drunk, bring him gently out of the Water, and rack him away very easily, and not as ignorant Grooms do, who as soon as a Horse comes out of the Water, force him into a Gallop, which either teaches him to run away with you as soon as he is water'd, or maketh him refuse to drink, fearing the violence of his Exercise which is to follow : When you have thus walked him a little calmly, put him into a Gallop gently, and exercise him moderately as you did before : Then walk him a little space, after which, offer him more Water : If he drink, then gently gallop him again ; if he refuse, then gallop him to occasion Thirst, and thus always give him Exercise both before and after Water.

When you think he hath drunk sufficiently, bring him home gently without a wet Hair, or the least Sweat upon him, and when you are come to the Stable-door provoke him to Piss if you can, by stirring up some of the Litter, which is at the Door, under him. If he do not Stale at first, no matter, a little Custom will bring him to it, and is good for his Health, and will keep the Stable clean.

This done, tie his Head up to the Rack in his Bridle, then rub down his Legs with hard Wisps, as strongly as you can ; loose his Breast-cloth, and rub his Head, Neck, and Breast with a dry Cloth ; then take off his Saddle, and rub him all over, especially his Back where the Saddle stood, then Cloathing him according to the Season, girt on his Surcingle,

single, and stop it with small and soft Wisps, which will make it the easier. Stop his Feet with Cowdung, or his own Dung a very little moistned with fresh Water, then throw into the Rack a little bundle of Hay well dusted and wrapt hard together, and let him eat it standing upon his Bridle. When he hath stood so an Hour, take it off, and rub his Head and Neck very well with a Hempen or Hair-Cloth, then drawing his Bridle, make clean the Manger, and put a Quart of sweet, dry, old, and clean-dress'd Oats, into a Sieve that may keep the good and full, and let the light Oats go through it; and if he eat them with a good Appetite, let him have again the same quantity, and so let him rest till Eleven a Clock with the Windows close; for the darker you keep him the better, because it will make him lie down and take his rest, which otherwise he would not so readily do. At Eleven a Clock rub his Head and Neck as before, and give him another Quart of Oats; then leave him in the dark Stable till One after Noon, at which Time rub him and feed him as before, giving him also another small bundle of Hay, and leave him dark till watering Time.

Watering Time being come, dress him as in the Morning; then Cloath, Saddle, lead him forth and urge him to empty; then mounting him, rack him abroad, but not to rising Ground as in the Morning, if you can find other that is plain and level, and there Air him in all Points as you did in the Morning, galloping him gently before and after his Water, rack him home to the Stable-door, and in your way let him smell upon every old and new Dung you meet with, to provoke him to empty. Being alighted, do as you did in the Morning, both without Doors and within, and so let him rest till Nine at Night.

At Nine rub down his Legs well with Wisps; and his Head and Neck with a clean Cloth; then turning up his Cloaths, rub all his hinder Parts, and give him a Quart of sifted Oats, and then a little hard bundle of Hay, and toss up his Litter, so leave him till next Morning.

And thus you shall keep him constantly for the first Fortnight, which will so take away his foulness, and harden his Flesh, that the next Fortnight you may adventure to give him some gentle Heats. But whereas it may be objected, that many Horses that have good Appetites, would be half starved or become very weak, if they were scanted to a Quart of Oats or a Meal. To this I answer, that I set not down this proportion as an infallible Rule, having told you, that if he eat it with a good Stomach, you may give him another; so leaving the proportion to your own Judgment and Discretion.

The second Fortnight's Feeding.

In this Fortnight you shall do all things as in the first; only before you put on his Bridle, you shall give him a Quart or better of clean sifted Oats, then bridle and dress him, Cloath, Saddle, Air, Water, Exercise, and bring him home as in the first Fortnight; only you shall now put no Hay into his Rack, but give it him out of your Hand, handful after handful, and so leave him on his Bridle for an Hour: Then after Rubbing, &c. sift another Quart of Oats, and set them by. Then take a Loaf of Bread that is three Days old at least, made after this manner.

The first Bread.

Take three Pecks of clean Beans, and one Peck of fine Wheat, mix them together, and grind them into pure Meal. Then bolt it pretty fine, and knead it up with great store of fresh Barm and Lightning, but with as little Water as may be: Labour it well in a Trough; break it, and cover it warm that it may swell: Then knead it over again, and mould it into big Loaves, and so bake them well, and let them soak soundly. After they are drawn from the Oven, turn the bottoms upward, and let them cool. At three Days old you may give him this Bread, but not sooner; for nothing is more apt to surfeit than new Bread. If it be dank nr clammy, so that the Horse takes distaste thereat, then cut the Loaf into thin Slices, and lay it abroad in a Sieve to dry, and then crumbling it small amongst his Oats, you may give it him without danger. When you give him this Bread, chip it very well, and crumbling it pretty small, mix it with the Oats you had sifted and set by. You may give him as much Bread as may countervail the quantity of Oats, or more if you think fit, and so leave him till Eleven a Clock, and then give him the same quantity of Oats and Bread, and let him rest till the Afternoon.

At One after Noon, if you intend not to give him an Heat the next Day, feed him with Bread and Oats as in the Forenoon, and so every Meal following for that Day.

But if you intend the next Day to give him an Heat, then you shall only give him a Quart of clean sifted Oats, but no Hay, and so let him rest till Evening. At Four a Clock give him the like quantity of clean-sifted Oats; and after he has eaten them, Bridle, Dress, Cloath, Saddle, Water, Air, Exercise, bring home, and order him as before shewed; only give him neither Hay nor Bread
among

among his Oats for that Night. After he hath stood about an Hour upon his Bridle, give him another Quart of Oats, and when he hath eaten them, put a sweet and clean Muzzle upon him, and so let him rest till Nine at Night. At Nine give him another Quart of Oats, and when he hath eaten them, put on his Muzzle again, tofs up his Litter, and leave him till next Morning.

The Muzzle is to keep the Horse from eating up his Litter, from gnawing upon Boards and Mud-walls, &c. They are made sometimes of Leather stamp full of Holes; but these are unflavoury and unwholsome; besides they are too close and too hot, and both make a Horse sick, and cause him to forbear rest. But the best Muzzles for Winter or Summer are the Net-Muzzles, made of strong Packthread, and knit very thick and close in the bottom, and then enlarged upwards to the middle of the Horse's Head; at which place they are bound about with a Tape, and have also a Loop and String, whereby they are fastned to the Horse's Head.

The next Morning come to him before Day, if he be standing on his Feet; but if he be laid, by no means disturb him. Take a Quart of well-sifted Oats and rub between your Hands with some strong Ale or Beer, but let not them be too moist for fear of Offence; and when he hath eaten them, dress and saddle him as formerly. Then being ready to go forth, draw his Bridle-Rein over the top of the Rack, so as you may draw his Head aloft. Then take a new laid Egg or two, and breaking them in his Mouth, make him to swallow them down, washing his Mouth after it with a little Beer or Ale, and so lead him out, not forgetting to provoke him to empty at the Door: Then mount and rack him gently to the Course, making him by the way to smell at every Horse's Dung you shall meet with.

When you are come within a Mile or thereabouts of the Starting-Post, dismount and take off his Body-Cloth and Breast-Cloth, and girt on the Saddle again: Then sending away your Groom with those Clothes, and the dry Rubbing-Clothes, let him stay at the end of the Race till you come. This done, rack your Horse gently up to the Starting-Post, if there be any, making him smell at it, that so he may know the beginning and end of the Course. There start him roundly and sharply, and give him his Heat according to the following Directions.

Some few things to be observed in giving of Heats.

First, Two in a Week are sufficient for any Horse.

Secondly, That one of them should always be given on that Day of the Week on which your Horse is to run his Match, and that also still to be the sharpest for encreasing of his Swiftnes; the other being only a slow galloping over the Course, more to encrease Wind and cause Sweat, than to improve Speed. As suppose your Match is to be upon a *Monday*, then your Heating-Days must be *Mondays* and *Fridays*, and the sharper Heat to be upon the *Monday*: If the Day be *Tuesday*, then *Tuesdays* and *Saturdays*: If *Wednesday*, then *Wednesdays* and *Saturdays*, by reason of the *Lord's-Day*: If *Thursdays*, then *Thursdays* and *Mondays*, and so of the rest.

Thirdly, You shall give no Heat (but in case of necessity) in Rain or foul Weather, but rather defer Hours and change Days; for it is unwholsome and dangerous. And therefore in case of sudden Showers and uncertain Weather, you shall have for your Horse a Hood lined quite thorow to keep
out

out the Rain ; nothing being more dangerous than cold Wet falling into the Ears, and upon the Nape of the Neck and Fillets.

Fourthly, Give your Heats, (the Weather being seasonable) at the break of Day, but by no means in the Dark, as being unwholsome and dangerous.

Fifthly, When you begin your Heat, start your Horse roundly and sharply, at near a three-quarters Speed ; and if it be on the Day of the Week that his Match will fall on, then according to his Strength, goodness of Wind, and chearfulness of Spirit, run him the whole Course thorow ; and by no means do any thing in extremity, or above his Wind ; but when you find him a little to yield, then draw a little, and give him ease, that he may do all with Pleasure, and not with Anguish : For this manner of training will make him take delight in his Labour. The other Heat in each Week must be more gentle, the design of it being only to encrease Wind and cause Sweat, that so the Scouring you are to give him after the Heat may have some loose Grease to work upon and bring away. You should therefore let him go over the Course at a slow and gentle Gallop ; for if both the Heats were smart, the Horse would not be able to hold out, there being so short an Intermiſſion between them for him to rest and recover his Vigour. Also in courſing you shall observe upon what ground he runs best ; as whether Up-hill or Down-hill, upon Smooth Ground or Rough, Wet or Dry, a Level or Ground somewhat riſing, that you may manage him for your Advantage.

When you have finiſh'd your Heat, and gently gallop'd him up and down (the Groom being ready) ride him into ſome warm Place or Corner, and

with your Scraping-knife, made of a broken Sword-blade, or a thin piece of old hard Oak, scrape off the Sweat from every Part (Buttocks excepted) until you can make no more arise, moving him a little now and then, lest his Limbs become stiff; then with dry Clothes rub him all over; take off his Saddle, and having scrap'd his Back, and rubb'd it near dry, put on his Body-Cloth and Breast-Cloth, and girt on the Saddle again; then mount and gallop him gently, now and then wiping his Head, Neck and Body as you sit upon his Back. Last of all, walk him about the Fields to cool him; and when you find him begin to dry apace, rack him home-wards, sometimes stepping, sometimes galloping: But bring him not to the Stable till you find him thoroughly dry. When you are come to the Door, intice him to empty, then tie him to the Rack, and (having prepared it your self before, or at least one for you against your coming) give him one of these Scourings following.

Two excellent Scourings for Running Horses; either of which may be safely given after a Heat, to bring away molten Grease, or other foulness in a Horse's Body.

Take a Pint of Syrup of Roses, or, for want of it, a Pint of strong honey'd Water, and dissolve into it of Cassia, Agarick, and Myrrh, of each an Ounce, shaking them well together in a Glass; then being mull'd and made warm upon a gentle Fire, and the Horse newly come from his Heat, give it him lukewarm.

Another.

Take a Pint of Canary, Malaga, or Sherry, and pulverizing an Ounce of the finest Rozin, put it therein, which being incorporated, add to them

fix

six Ounces of Oil-Olive, and two Ounces of brown Sugar-candy beaten to Powder, with an Ounce of the Juice of Savin, or Powder of Rhubarb, mix or brew all together, and warming it over a gentle Fire, give it the Horse luke-warm.

How to order him after his Scouring.

As soon as you have given it to him, rub his Legs well, take off his Saddle, and if his Body be dry, run slightly over it with a Curry-comb, then a Brush; and lastly rub him over very well with a dry Cloth, and cloath him up warm, throwing also over him, if the Weather be cold, a loose Blanket. Let him fast full two Hours after taking the Scouring; and during that time go not out of the Stable, but keep him awake by making a noise, and stirring him now and then.

After he has fasted upon the Bridle two Hours, take a Handful of Wheat-ears, and coming to him, feel the Roots of his Ears, and under his Cloaths next to his Heart, and upon his Flanks; and if you find any new Sweat arise, or Coldness, or that his Flank beat, or Breast move fast, then forbear to give him any thing, it being a sign there is much Foulness stirr'd up, on which the Scouring is working with a conquering Quality, which makes him a little sick; so that you shall only take off his Bridle, put on his Collar, toss up his Litter, and absent your self (the Stable being dark and quiet) for two Hours, which is commonly the longest time that Sickness will continue: But if you find no such Indisposition in him, then give him the Ears of Wheat three or four together; and if he eat one handful give him another, and so until he eat three or four Handfuls, but no more: Then drawing his Bridle and rubbing his Head well, give him a little Bundle of Hay well dusted; about an Hour

after give him a Quart of clean Oats with two or three Handfuls of split Beans amongst them, and break also into them two or three Slices of Bread clean chip'd, and then leave him for two or three Hours.

At Evening, before you dress him, give him the like quantity of Oats, Beans and Bread, and when he hath eaten them, Bridle, Dress, and Cloath him; but you shall not air him abroad this Evening, because the Scouring yet working in his Body after the Heat, he must not have any Water at all. After he is dress'd and hath stood two Hours on his Bridle, give him three Pints of clean Oats washed in Beer and Ale, which will inwardly cool him as if he had drunk Water, and you are sure he can receive no prejudice by it. After he has eaten all his wash'd Meat, and rested upon it a little space, you shall at his Feeding-times, which have been spoken of before, with Oats and split Beans, or Oats and Bread, or all together, or each of them by it self, according to the liking of the Horse, feed him that Night in a plentiful manner, and leave a Knob of Hay in the Rack when you go to Bed.

The next Day early, first Feed, then Dress, Cloath, Saddle, Air, Water, and bring him home as at other times; only have a more careful Eye to his emptying, and observe how his Grease and Foulness wasteth. At his Feeding-times, feed him as was last shewed you, only very little Hay, and keep your Heating Days and the preparation the Day before, as hath been declared. Thus you shall spend the second Fortnight, in which your Horse having received four Heats Horseman-like given to him, with four Scourings, there is no doubt but his Body will be inwardly clean. You shall therefore the next Fortnight order him according to the Directions following.

The Third Fortnight's Feeding.

The Third Fortnight you shall make his Bread finer than it was formerly ; as thus :

The Second Bread.

Take two Pecks of clean Beans, and two Pecks of fine Wheat, and grind them well together ; then bolt and knead it up with Barm or Lightning, and make it up as you did the former Bread.

With this Bread, having the Crust clean cut away, and Oats and split Beans mix'd together, or severally if you think fit, feed your Horse at his usual Meals, as formerly, only with these few differences.

First, you shall not give the Heat which falleth upon the Day of the Week the Match is to be run upon, so smartly and violently as before, that he be not overstrained and made sore before the Match. Next you shall not after his Heats give him any Scourings ; but instead thereof instantly upon the end of his Heat, after he is a little cooled and cloathed up, and in the same place where you rub him give him one of the following Balls as big as a Hen's Egg.

The true Receipt for Mr. Markham's famous Cordial Balls, so much esteemed by the Generality of our English Farriers.

Take Anniseeds, Cummin-seeds, Fenugreek-seeds, Carthamus-seeds, Elecampane-roots, and Coltsfoot, of each two Ounces, beaten and searced very fine, as also two Ounces of the Flower of Brimstone. Then take an Ounce of the Juice of Liquorish, and dissolve it on the Fire in half a Pint
of

of White-wine: Then take of the Chymical Oil of Anniseeds one Ounce, of Sallad-Oil, Honey, and Syrup of Sugar, or for want of it *Moloffus*, of each half a Pint: mix all with the former Powders, and with as much fine Wheat-Flour as will bind and knit them together; work them into a stiff Paste, which keep in a Gally-pot close covered, and give as you find occasion.

If to prevent Sickness; anoint a Ball all over with fresh Butter, and give it him as a Pill in the Morning fasting: Then ride him a little after it, or let him stand upon his Bridle for an Hour, feeding and watering according to Custom; and do this three or four Mornings together.

If for a Cough or violent Cold, or to fatten a Horse, then give them for a Week together, or longer if needful.

If your Horse has an inward rattling by reason of a Cold or Rheum, dissolve a Ball in a Pint of Sack, and give it him warm. Or if you dissolve it in warm Water, it will have the same effect, and fattens exceedingly. A Ball in the Morning before Travel will prevent his wearying too soon; in the heat of Travel will refresh his Spirits; and after Travel will recover Weariness and prevent Sickness.

The fourth and last Fortnight's feeding.

For the fourth and last Fortnight you shall make your Bread much finer than either of the former.

The last and finest Bread.

Take three Pecks of fine Wheat, and one Peck of Beans, grind and bolt them through the finest Bolter you can get; then knead it up with new strong Ale and Barm beaten together, and the Whites of twenty Eggs or more, and no Water at all, but instead
there;

thereof a small quantity of new Milk ; then work it up, bake, and order it as the former ; and with this Bread, having the Crust first cut away, clean Oats, and split Beans, all mixed or several, feed your Horse at his ordinary Feeding-times, as you did in the Fortnight before : Only you shall observe these few Directions following.

First, you shall keep your Heating-Days the first Week of this Fortnight ; but the second or last Week you shall forbear one heat, and, not give your Horse any, five Days before his Match, but instead thereof long and strong Airings and Water-courses, to keep him in Wind.

You need not in this Fortnight to give him any Scouring at all : And if Morning and Evening you burn Frankincense in the Stable, it is wholesome for the Horse, and he will delight therein.

In this Fortnight, when you give him any wash'd Meat, wash it not in Ale or Beer, but in the Whites of Eggs or Muskadine, being more wholsome and less pursey. This Fortnight give him no Hay, but what he takes out of your Hand after his Heats, and that but in little quantity and clean dusted.

The last Week of this Fortnight, if he be a foul Feeder, you must use the Muzzle continually : But if he be a clean Feeder, and will touch no Litter, then three Days before the Match is sufficient.

On the Morning the Day before your Match, feed well before and after Watering and Airing ; and water as at other times before Noon ; and after Noon diminish his Portion of Meat a little.

Before and after Evening Airing, feed as at Noon, and water as at other times ; but be sure to come home before Sun-set.

This Evening you are to trim and shoe your Horse, taking care not to hinder his Feeding, nor to interrupt his Rest : For I have heard Horsemen say, that when they had shod their Horses
with

with light Shoes or Plates, the Night before the Course, their Horses have taken such notice thereof, that they would neither eat what they gave them, nor lie down to take any rest all the Night following: But a Horse must be old and long experienced in this Exercise to make such subtil Observations. However, I advise that things of necessity be done upon this Day, rather than upon the Morning of the Course, because on that Morning he should have nothing to trouble him.

Late at Night feed as you did in the Evening, and give him what he likes best, according to his Stomach, only as little Bread and Beans as possible; then putting on his Muzzle, and tossing up his Litter, leave him quiet till next Morning.

The next Morning (being that of the Match Day) come to him before Day, take off his Muzzle, rub his Head well, and give him a pretty quantity of Oats washed in Muscadine if he will eat them, or else in the Whites of Eggs. If he refuse both, then try him with fine dress'd Oats, dry, and mix'd with a little Wheat: After he hath eaten them, if he be a slow Emptier, walk him abroad, and in the places where he used to empty, there entice him to it, which, as soon as he hath done, bring him home, put on his Muzzle, and let him rest until you have warning to make ready. But if he be a free Emptier, then you need not stir him, but let him lie quiet.

When you have warning to make ready, take off his Muzzle, and having washed his Snaffle in a little Muscadine, bridle him up. But before you bridle him, if you think him too empty, give him three or four mouthfuls of the wash'd Meat last spoken of. Then bridle up and dress him. Afterwards pitching your Saddle and Girths with Shoemakers-Wax, set it on his Back and girt it gently, so that he may only feel the Girths, but have no straitness: Then

lay

lay a clean Sheet over the Saddle, and over it his ordinary Cloaths, then his Body-Cloth and Breast-Cloth, and wisp him round with soft Wisps. And being ready to draw out, give him half a Pint of the best Muskadine in a Horn, and so lead him away.

In all your leading, use gentle and calm motions, suffering him to smell upon any Dung, and where you find Rushes, long Grass, Heath, or the like, walk in, and entice him to Piss; but if you find no such help, then in some certain places where you lead him, and especially near to the place where you are to mount; and having accustomed him to it before, break some of the Straw where-with he is wisped, under him; and thus intice him, if you can, to Stale or Piss; and if any white or thick Foam or Froth arise about his Mouth, with a clean Handkerchief, wipe it away; and carrying a Bottle of clean Water about you, wash his Mouth now and then with it.

When you are come to the Place of Starting, before you uncloth the Horse, rub and chafe his Legs well, then pick his Feet, and wash his Mouth with Water, mount his Rider, and having adjusted his Stirrups, let him walk him softly to the Starting-Post, and there starting fair, let him run him to the best Advantage.

Some useful Observations while a Horse is preparing for a Match.

If his Dung be neither so thin that it will run, nor so thick but that it will a little flatten on the Ground, and of a pale yellow colour, then is the Horse clean and well fed. If in round Pellets, and blackish or brown, it shews inward Heat. If greasy, it shews foulness. If red and hard, then he hath had too strong Heats, and Costiveness will follow.

follow. If it be pale and loose, it shews inward coldness of Body, or too moist feeding.

If his Urine be of a pale yellowish colour, rather thick than thin, and of a strong Smell, it shews Health. If it be of a high Complexion, clear and transparent, like old *March-Beer*, than is he inflamed in his Body, and hath taken some Surfeit. If it be like Blood, or inclining to Blood, he hath had too fore Heats, been over-ridden, or ridden too early after Winter-Grafs. If green, it shews a Consumption of the Body. If with bloody Streaks, an Ulcer in the Kidneys. If black, thick, and cloudy, it presages Death.

If he sweat standing still in the Stable, or walking a Foot-pace, or the like; or if his Sweat be white and frothy, like Soap-suds, then is he foul and wants Exercise. But if the Sweat be black, and as it were only Water thrown upon him, then is he lusty and in good case.

Altho' I have given no Directions for Watering in the Evening after a Heat, yet you may in the three last Fortnights (finding your Horse clean, and the Grease quite consumed) somewhat late at Night give him a reasonable quantity of Water made Milk-warm, and fasting about an Hour after it. Also if the Weather be unseasonable, you shall at your Watering-Hours, water in the House with warm Water, throwing into it a handful of Wheat-Bran, or Oat-meal, but Oat-meal is the best.

C H A P. XLIII.

Of Ambling.

THERE are many different Methods used in teaching Horses to Amble; such as Ambling by the help of a plowed Field; by Weights; by Hinder-Shoes, with long Spurs or Plates at the Toes; by the help of fine Lifts, &c. all of which are defective, and have great Inconveniences attending them. I shall therefore shew you the truest and easiest way to make a Horse to Amble, which is this.

Mount his Back, and try with your Hand, by a gentle and deliberate Racking, and pressing of the Horse forward, by helping him in the Weeks of his Mouth with your Snaffle (which must be smooth, big, and full) and correcting him first on one side, then on the other with the Calves of your Legs, and sometimes with the Spur. Now if you can make him of himself to strike into an Amble, tho' shuffling and disorderly, there will be much labour saved. But if you find he can by no means apprehend the Motion you design to teach him, struggle not with him, but make use of the Tramel in manner following.

The Form of the Tramel.

First, for the *Side-Ropes*, they must be made of the best, finest, and strongest Pack-thread, twisted by the Rope-maker into a strong Cord, not above the bigness of a small Jack-line, with a Noose or Loop at each end, so strong as is possible to be made. Neither must they be twisted too hard, but gently, and with a yielding quality, for that will bring on the motion more easily, and keep the
Tramel

Tramel from breaking. Now these Side-Ropes must be just thirty six Inches in length for a Horse of an ordinary Stature, and longer or shorter according to the Size of the Horse.

Secondly, The *Hose*, which must be placed in the small of the Fore-Leg, and the small of the Hinder-Leg, above the Pastern-Joints, they must be made of fine, soft, and pliant Girt-Web, lin'd with double Cotton: Over the Girt-Web must be fasten'd strong Tabs of white Neats-Leather well tallow'd, and suited to an even Length, and stamp'd with Holes at equal distance, which Tabs shall pass through the Nooses of the Side-Ropes, and be made longer or shorter at pleasure with very strong Buckles, and which Hose are to be made fast about the Horse's Legs with small Buckles. Now these Hose of Girt should be four Inches in length, and the long Tabs with the large Buckles ten.

Thirdly, The *Back-band* being of no other use but to bear up the Side Ropes, should (if you tramel all four Legs) be made of fine Girt-Web, lined with Cotton; but if you tramel only one side, then an ordinary Tape will serve, being sure that it carries the Side-Ropes in an even Line, without rising or falling; for if it rise, it shortens the Side-Rope; and if it falls, it endangers tangling. In short, the *Side-Ropes* must be firm, without yielding a jot; the *Hose* must be soft, lie close, and not move from their first place; and the *Back-band* must be flat, light, and so defended from the Fillets that it may not gall.

Having brought your Horse into an even smooth Path, having the *Hose* made fast about his Legs, untie the long Tabs of the near Fore-Leg, and the near Hinder-Leg, then put to them the Side-Rope, and see that he stand without straitning or enlarging his natural situation, and in that even and just length stay the Side-Rope by a small Tape fasten'd

up to the Saddle: Then with your Hand on the Bridle, straitning and pulling his Head, put him gently forward; and, if need be, have the help of a By-stander to put him forward also, and so force him to Amble up and down the Road, with all the gentleness you can, suffering him to take his own leisure; and tho' he snapper, or stumble, or perhaps fall now and then, yet it matters not: Do you only stay his Head, give him leave to rise, and with all gentleness put him forward again.

And that this may be done with the more ease and less amazement to the Horse, it is not amiss (at his first Tramelling) to give your *Side-Ropes* more length than ordinary, that the Twitches may be less sudden, and, the Motion coming more gently, the Horse may sooner apprehend it. But as soon as he comes to a little Perfection, then put the *Side-Ropes* to their true length; for an Inch too long is a Foot too slow in the Pace; and an Inch too short, causes rowling, twitching-up of the Legs, and indeed a kind of plain halting.

When the Horse will thus Amble in your Hand perfectly, being Tramed on one side, you shall then change it to the other side, and so from one side to another, till with the Half-Tramel he will run and Amble in your Hand without snappering or stumbling, both readily and swiftly. When this is attained to, which, if he be tractable, cannot be above two or three Hours labour, you may then put on the whole Tramel, with the broad, flat, Back-band, tramelling both sides equally, and so run him in your Hand along the Road, at the utmost length of the Bridle; then pause, cherish, and to it again; and when he is perfect in this, then put him upon rough ways, where there are Clots, hollowness, and false Treading.

When he is thus perfect in Hand, set a Boy or Groom upon his Back, making the Horse to Amble

178 *The Compleat Horseman: or,*

under him, whilst you lead and stay his Head to prevent danger, or to see how he strikes. Then mount your self, and with all gentleness increase his Pace more and more, till you come to Perfection. And as you did before in Hand, so do now on his Back, first with the Half-Tramel, then with the whole, and change from one side to another, and also alter Grounds; and this you must do twice or thrice a Day.

When you have brought him to Perfection, you may take away the Tramel and exercise him without it; but let it be done upon the High-way, and not in a private smooth Road, which affords but a cosening Pace, and will be left upon every small weariness: Therefore pace him on the High-way, three, four, or five Miles in a Morning, and if you find him willing to forsake his Pace, put on the Half-Tramel again.

C H A P. XLV.

Of the Vices in Horses, and how to prevent, correct, and remedy them.

IF your Horse carry his Head and Neck awry, observe to which side he inclines it, and strike him twice or thrice with the contrary Spur: But if he be very stiff-necked on the right-side, and plying or bending on the left, then hold the right Rein shorter than the other, and when you perceive him to incline that way, give him sudden checks, having a sharp Wire fasten'd in the Rein, that striking in his Neck, he may be obliged to hold it straight, observing to check him upwards, lest he get a habit of ducking down his Head.

If your Horse duck down his Head, check him suddenly with the Bridle, and strike him with the Spurs, that he may be sensible of his Fault. If he be standing, make him bring his Head into its right place, as he stands; if going, let it be whilst he is moving; and when he obeys, be sure to cherish him, and he will soon understand the meaning.

If your Horse be subject, upon the least occasion, to shake his Head and Ears, or move the latter when he intends to kick, or bite, or cast you, strike him on the Head with your Wand, and at the same time give him a check with your Bridle, and a stroke with your contrary Spur, putting him suddenly out of his Pace, and then make him stop, that he may have leisure to understand your meaning; and the like do when he starts, or when he winches, which is a sign of his intending to bite, or strike with his Heels.

If he be *Resty*, that is, will not go forwards, the way then is to pull him backwards, and perhaps

he will then go forwards ; this seldom fails : But if it should, then make use of your Spurs to the purpose, and let another Person on Foot whip him forward ; and altho' he rebel a long time, the Whip and Spurs will perswade him at last, if they be given sharply, soundly, and in time ; and when once you begin, you must continue them until he yield ; provided it proceeds from Stubbornness, and not from Fainting or Sickness.

If he *rears an end*, that is, rises so high before, as to endanger his coming over upon his Rider, you must give him the Bridle, and leaning forward with your whole weight, give him both your Spurs as he is falling down ; but Spur him not as he is rising, for that may cause him to come over upon you.

If he be apt to *fall down upon the Ground, or in the Water*, nothing better than a pair of good Spurs, applied as soon as you perceive him going about it, which will put him from thinking more of it : But if he desists, then correct him no more at that time : For bad Horsemen are the cause of most of these Vices, by correcting out of time, whereby they are so far from making a Horse sensible of his Fault, that they fright and put him into confusion, and make him at last become Resty.

If he be apt to *run away*, you must get a gentle Bitt, with a slack Curb, and keeping a gentle and easie Bridle-hand, first walk him without *stopping*, but only *staying* him upon the Hand by little and little, and then Trot him a while, and put him again from a Trot to a Walk, staying him by degrees, and always cherishing him when he obeys you. When you find him thus far peaceable, put him from his Trot to a gentle Gallop, and from that to a Trot, and from a Trot to a Walk, staying him by degrees with a gentle hand, and using this method for a while with Patience and Judgment, you may probably prevent his running away.

But

But suppose he do run away, what is to be done then? For it is certain, that the more you pull the Bridle-Reins and hurt him, by straitning the Curb, the more he will pull, and run the faster. In this case, if you have Field-room, when ever you find him begin to run, let him go, by slackning the Bridle, and giving him the Spurs, continually, sharply, and soundly, until he begin to slack of his own accord; and using him in this manner whenever he runs away with you, I dare undertake that at last you will cure him, there being no Remedy like this for a Run-away Horse.

If your Horse be skittish and apt to start, so that you are never free from danger whilst on his Back; if it proceed from a weak Sight, whereby Things are represented to him otherwise than they are, give him Time to view them well, and then ride him up gently to them. But if he be naturally fearful, and apt to start at the hearing of any strange Sounds, you must accustom him to the Noise of Guns, Drums, and Trumpets, and in Time he will take delight in them.



A Compendious
TREATISE

O F T H E


Art of Riding.

Collected from the best Mo-
dern Writers on this Subject.



L O N D O N:

Printed in the Year MDCCXVII.



T H E

P R E F A C E.

YOU have in the preceding Part, all that any Gentleman needs to know either as to Buying, Keeping, Shoeing, Bitting, and Breeding, all kinds of Horses, for whatsoever Service they are designed. But there being little or nothing of the Art of Riding contained in it, I have annexed to it the following Treatise of Horsemanship, collected from the Duke of Newcastle, Sir William Hope, and the best modern Writers on this Subject.

The design of the ensuing Treatise is not to instruct such who were never initiated in the Art of Horsemanship: No Reading in the World being capable to make a Man Master of any Practical
Art,

The P R E F A C E.

Art, without having first had some Experience in it. But as it is not intended for Persons altogether ignorant of Riding, so I dare be bold to promise a great deal of Success to such as shall diligently practise these Directions : which is all that can be reasonably expected from the best Book that can be written upon any Practical Art whatsoever.

A Com-

same Horle

A9

The best and most modern Fashion of Carriage seat or Breech

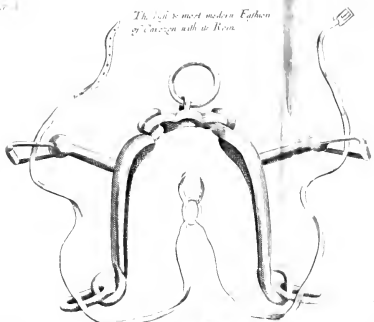
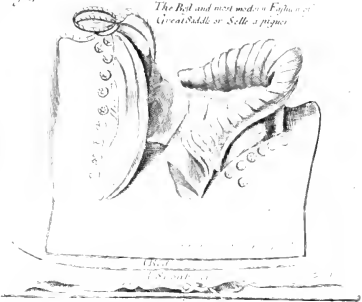
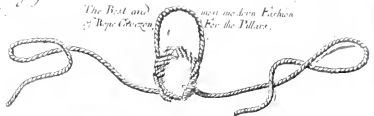


Plate 4 Chap xi. of Sup.

The Best and most modern Fashion of Great Saddle or Sella a pique



The Best and most modern Fashion of Rope or Girth for the Pillars



The best and most modern Fashion of a Horse



The best and most modern Fashion of a Horse



The best and most modern Fashion of a Horse



The best and most modern Fashion of a Horse



The best and most modern Fashion of a Horse



The best and most modern Fashion of a Horse



A Compendious Treatise of the Art of RIDING.

C H A P. I.

*Of what Stature and Age a Horse should be that
is designed for the Manage.*

Horses of a middle size have commonly most Strength, Spirit, and Agility, and not one in a hundred but proves good; when of large Horses not one in a thousand. Make choice therefore of a short trussed Horse, well coupled, with good Feet and Legs, lively, full of Spirit and Action. And altho' great Masters say, that if a Horse have a great Head, thick Neck, and fleshy Shoulders, he will be hard on the *Hand*; yet the Duke of *Newcastle* observes, that he had known more *Thick-Heads*, *Necks*, and *Shoulders*, to be light on the *Hand*, than he had known of *fine shaped* and *slender Fore-Hands*, and that 'tis neither the one nor the other that causes it, but meerly the strength of his *Chine*. For if a Horse that hath a great Head, thick Neck, and fleshy Shoulders, have also a good *Chine*, he will be light on the hand: Provided there be no Imperfection in his *Legs* or *Feet*, especially *Before*, for then he will lean on the *Hand*, to ease the grief of his *Legs*: And the *Farrier* must cure him and not the *Horseman*. For the *Art of Riding* will not make a lame Horse *sound*.

As to the Age most proper to begin to work a Horse for the *Manage*, let him not be too young : Not only because his Understanding (if we may so call it) is not yet come to him, but also that a Horse of three Years old, being but a Gristle, frequent *stops* and *going back*, will spoil him, by straining his *Back*, and stressing his *Hammes*. Nay, altho' your Horse be six, seven, or eight Years old, you should not ride him above once a Day : For a Horse being Flesh and Blood, cannot endure so much Labour with so little Rest ; and no Exercise is more violent for a Horse than the *Manage* : And if you ride him twice in one Day, he will not recover it in two or three : For if he oppose his Rider, which all Horses will do at first, you must correct him soundly, and ride him so long until he obey you in some small measure ; and by that time you will have rid him so violently and so long, that he will hardly be fit for Riding next Morning, much less to be rid any more that Day. Nor can you ever give him his *Meat*, *Water*, or *Rest* in order ; the want of which must make him sick, and subject to many Diseases. Whereas if you ride him moderately, and when you find him to obey you, then to take but a little of him that Morning, that he may be encouraged to do the same again, he will then be lively and vigorous, take pleasure in you and the *Manage*, and learn more in *one* Month, riding him but once a Day, than he shall do in *three*, riding him *twice*.

C H A P. II.

A Description of the Natural Paces of a Horse.

NO Man can make a Horse to go perfectly in *Ayres* or *Artificial* Motions, unless he first exactly understand the *Natural* Paces or Motions of a Horse's Legs, which are three, *viz.* a *Walk*, a *Trot*, and a *Gallop*: To which may be added an *Amble*, because some Horses naturally have it, and such are commonly the swiftest Amblers of any. And first,

Of the Walk.

In a *Walk* a Horse lifts two Legs of a side, one after the other, beginning with a *Hind-Leg* first; as if he lead with the Legs of his right side, then the first Foot he lifteth, is his *far Hind-Foot*, and in the time he is setting it down (which in a *Step* is always short of the Tread of his *Fore-Foot* upon the same side) he lifteth his *far Fore-Foot*, and setteth it down before his *near Fore-Foot*: Again, just as he is setting down his *far Fore-Foot*, he lifts his *near Hind-Foot*, and sets it down again just short of his *near Fore-Foot*, and just as he is setting it down, he lifts his *near Fore-Foot*, and sets it down before his *far Fore-Foot*. And this is the true Motion of a Horse's Legs upon his *Walk*.

Of the Amble.

The difference between a *Walk* and an *Amble* is only this, that in a *Walk* he lifts two Legs of a side one after the other, whereas in the *Amble* two Legs of a side are raised at the *very same time*. For if your Horse be *Walking*, and you would have him to
Amble,

Amble, you must stay him well upon the Hand, and work him forwards with the Calves of your Legs, one after the other, and thereby force him to set down the *Fore-Foot* of that side wherewith he leads, sooner than otherwise he would, which makes it just to answer the motion of the *Hind-Leg* of that side : As for example, if he lead with the *Far-side*, he removes his *Hind-Leg* and *Fore-Leg* of the same side at one time, whilst the other two Legs of the *Near-side* stand still, which is two of a side in the Air, and two upon the Ground at the same time. See Plate 5. Fig. 9.

Of the Trot.

A *Trot* is two Legs in the Air and two upon the Ground at the same time cross-wise, or in the form of a *St. Andrew's Cross*. And as in the *Amble* you staid your Horse upon the Hand, and pressed him forwards with the Calves of your Legs *one after the other*, so on the contrary, if your Horse be *Walking* and you would have him to *Trot*, you must *slack* your Bridle-hand, and press him on with both your Calves at *one and the same time*, which will force him to advance the *Hind-Leg* of the side wherewith he did not lead, sooner than otherwise he would, and so move at the very same time with the *Fore-Leg* of that side wherewith he began to lead ; which is the true action of the *Trot*, that is *Hind-Leg* of one side, and *Fore-Leg* of the other at one and the same time.

Of the Gallop.

A Horse in Galloping straight forwards, may lead with which *Fore-Leg* he pleaseth, altho' Horses do it most commonly with their right *Fore-Leg* : But with whatever *Fore-Leg* they lead, the *Hind-Leg* of

of the same side must follow it, otherwise their Legs are said to be *disunited*.

To bring a Horse's Legs right which are *disunited*, you must stay him a little upon the hand, and help him with the Spur on the contrary side to that in which he is disunited: For example, If he be disunited on the *right* side, help him with the *left* Spur; and if he be disunited upon the *left* side, then unite him with the *right* Spur, by staying him, as I said, a little upon the hand, and also helping him at the same time with the Calves of your Legs.

Altho' in Galloping straight forwards a Horse may lead with which Fore-Leg he pleases, yet in a *Circle* he is confined to lead always with his Fore-Leg within the *Turn*, otherwise he is said to gallop *false*, but in both cases the Hind-Leg of the same side must always follow. And thus much of the *Natural Paces*.

C H A P. III.

Of all the Artificial Motions which a Horse can make.

THE *Artificial* Motions are seven, *viz.* *Terra a Terra*, a *Demy-Air* or *Demy-Volt*, a *Corvet*, a *Capriole*, a *Croupade*, a *Balotade*, and a *Step* and a *Leap*, of all which in order.

Terra a Terra is nothing else but a short and prest Gallop with the *Croup in*, in which a Horse's Legs do move more quick than in an ordinary Gallop, and mark but two times, as *Pa, Ta*, and not four as in the Gallop. See Plate 5. Fig. 2.

A *Demy-Air* or *Demy-Volt* is an *Air* in which the Fore-parts of the Horse are more raised than in *Terra a Terra*: Also the motion of the Horse's Legs is more quick in *Terra a Terra* than in the *Demy-Volt*.

A *Corvet* is an Air wherein the Horse's Legs are yet more raised than in the *Demy-Volts*, being a kind of Leap-up and a little forwards, wherein the Horse raiseth both his Fore-Legs at once, equally advanced, (that is when he is going straight forwards, and not in a Circle) and as his *Fore-Legs* are falling, he immediately raises his *Hind-Legs* as he did the *Fore*, that is, equally advanced, and not one before the other, so that all his four Legs are in the Air at once, and as he sets them down he marks but two times with them. See Plate 5. Fig. 9.

A *Capriole* is when a Horse at the full height of his Leap yerks or strikes out his Hind-Legs as near and even together, and as far out as ever he can stretch them, in which Action he makes a noise or *Claque* with them. See Plate 5. Fig. 7.

A *Croupade* is a Leap, where the Horse pulls up his Hind-Legs, as if he drew them up to his Belly. See Plate 5. Fig. 8.

A *Balotade* is a Leap wherein the Horse offers to strike out with his Hind-Legs but doth it not, only making an offer, and shewing the Shoes of his Hind-Feet, but does not strike. Of these three last Leaps the *Capriole* is most esteemed, being the most perfect Leap of all.

A *Step* and a *Leap* is as it were three Airs; the Pace or Step is *Terra a Terra*, the raising is a *Corvet*, and then the *Leap* finishes it.

C H A P. IV.

Of the true Seat a Man should keep on Horseback.

BEfore you come to practise the Artificial Motions of the last Chapter, it will be necessary that you should understand a true Seat, without which it will be impossible to perform any of them well.

First then, approaching your Horse's left Shoulder, observe if the Bridle be well placed in his Mouth, the Curb right, and Girths fast, and every thing in good order; then taking the Reins of the Bridle in your left Hand, together with the Pommel of the Saddle, or a Lock of his Mane, lay your right Hand fast upon the hinder Part of the Saddle, and placing your self easily in the middle of the Saddle, you must sit upon your Twist, advancing your Belly towards the Pommel as much as you can; keep your Shoulders a little backward, your Legs straight down, as if you were on Foot, and your Thighs and Knees turned inward, gripping fast with both; plant your Feet firmly in the Stirrups, and keep them almost parallel to the Horse's Sides, your Heels a little lower than your Toes, which should not pass thorough the Stirrups above two Inches; your Hammes stiff, and Legs not far from the Horse's Sides, nor yet so near as to touch them.

The Reins of the Bridle being, as I said, in your left Hand, your Thumb upon them, and little Finger separating them, your Elbows a little distance from your Body, the Bridle-Hand just over the Neck of the Horse, and about three Fingers above the Pommel, and two before it.

When a Horse makes any rude Motion, you must oppose it by acting quite contrary to what he doth: That is, you must meet that which comes to you: As for Example, If the Horse rises before, then you must incline your Body a little forward to him: In like manner, if the Horse strike out behind, or raises his Croup, you must put your Body backward, which is contrary to the Horse's Motion; for did you follow the Horse, you would put your Body forward, and so be in danger of being thrown. The best way therefore is to sit straight as much as possible, and then the Action of the Horse will keep you upon your Twist.

C H A P. V.

The true Method of suppling a Horse's Shoulders, or first riding him upon Circles.

TO make a Horse obey the Hand and Heel of his Rider, is the only Aim of the whole Art of Horsemanship; and to make him obey your Hand, you must first supple his Shoulders. Now it is always the inward Rein of the Cavezon, and inward Leg of the Rider, with the outward Rein of the Bridle which doth this: Therefore practise your Horse upon this Lesson of the Cavezon's Rein and Leg of a Side, until you find him very supple and easie to turn, and also very light. This must be done upon large Circles, of one Piste or Tread: But I shall first shew you how to fix your Cavezon.

Take one of the Reins of your Cavezon (which is also to have a Headstall and Chaulband) which must be of a good Length, with a Ring at one End of it; through which draw the other End of the Rein, until you make a Noose or Loop at the End
of

of the Rein next to the Ring, which Loop put over the Pommel of the Saddle, making the rest of the Rein to come down between your Thigh, and the Fore-boister of the Saddle, and then put the rest of the Rein through the Ring of the Cavezon upon that same side, and bring the end of it back again towards you, either to hold in your Hand (which I would always advise you to do, so long as you are suppling of a Horse's Shoulders) or to fasten with a Buckle to the Pommel of the Saddle, there to remain fixt, so long as you intend to ride him to that hand upon which the Rein of the Cavezon is made fast; and when you have done with riding him to that hand, do the same with the Rein upon the other side.

Your Cavezon being thus ordered, and the Reins of the Bridle in your Left Hand, if you go to the Right, pull with your Right Hand the inward Rein of the Cavezon low, and towards your Knee, within the Volt or Circle, helping him also with your Leg within the Turn, to bring in his outward Shoulder, which is Rein and Leg of a Side; and this is to be done first upon a Step, the Bridle-hand somewhat low, and a little upon the Inside of the Horse's Neck; but now and then you must carry it upon the Outside, and then immediately bring it again to its place, which is a little upon the Inside; afterwards again place it upon the Outside as you shall find occasion for it: Now this pulling of the inward Rein of the Cavezon, and helping also with the inward Leg or Spur, giveth a Horse a good Plye; and altho' the principal aid of the Bridle should be always with the outward Rein, which is to carry the Hand a little upon the Inside of his Neck, yet the inward Rein is also made use of (which is to carry the Bridle-hand upon the Outside of his Neck) to enlarge the Circle, and prevent a Horse's straitning or closing it too much. It also

gives him an Appuy, by making him endure the Bitt, for this makes it both work upon his Bars and Places of the Curb.

If you continue a little upon a Step, this Lesson of Rein and Leg upon a Side, you will find your Horse to grow easy upon it, which will prepare him for a good Trot, and to gallop large upon Circles of one Piste or Tread, his Croup always out, which will supple his Shoulders extreamly, especially that without the Turn, so that it may pass for the best of all Lessons; the suppling of the Shoulders being the Foundation of a good Manage, and that which all good Horsemen should at first chiefly aim at.

However, the working thus with Rein and Leg of a Side, the Horse's Croup out, doth at first put a Horse very much upon his Shoulders, and makes him also to press a little too hard upon the Bit; but in five or six Days riding he will be no more upon his Shoulders, but upon the contrary, he will begin to ply his Haunches, and endure to be kept upon them, if you support him a little with the Bridle, and stay him upon the Hand now and then, and immediately slack it again.

You must also know, that in performing this Lesson, if you do not bring in the Horse's outward Shoulder with it, you do nothing; and therefore to bring it in, you must cause the inward Shoulder to come back within the Turn, as it were towards you, that so it may be pressed, and carry the whole Weight of the Fore-parts of the Horse, while at the same time the outward Shoulder is at liberty, that it may supple; so that altho' you are now and then to carry your Bridle-hand without his Neck, yet you must immediately replace it again within, and work with the outward Rein of the Bridle, that you may bring in his outward Shoulder; for if a Horse's Shoulders be not very easie and supple, it will not only be a means to make him resist and defend himself

self against you, but it will also make him incapable to perform any thing in the Manage as he ought, and nothing doth more supple them than this Lesson of Rein and Leg of a Side with the Cavezon.

Now if you perform this Lesson exactly, the Horse's Hind-Legs will make two Circles considerably larger than those made by his Fore ; and altho' his Croup be very much out, and that he inclines and leans so very much upon his Inside, as may make you apprehensive that he will fall, yet it is so much the better, and he goeth also so much the more secure ; therefore give him no other Lesson than this upon the Trot and Gallop, either in large or narrow Circles, until his Shoulders be well suppled, and that you find him gallop light : But do not begin to gallop him until you find him so light and ready, that he offer to gallop of his own accord, when he is trotting after this manner ; and using this Method, you shall first supple him upon a Walk, next upon a Trot, and then upon a Gallop. See *Plate 4. Fig. 6.* But there the Cavezon's inward Rein is pulled high, and crosses the Horse's Neck as it were, and not low towards the Knee, and therefore is more proper for a short Trot than suppling of the Shoulders, altho' it be very good for both. Now what hath been said of going to the Right Hand, may be easily applied to going upon the Left, the Difference being only this, that you must hold your Bridle with your Right Hand, and pull the Cavezon's inward Rein with the Left.

C H A P. VI.

How to stop a Horse, and make him go back.

AS to Stopping, you should at first practise it but seldom, and very gently, and stop him rather by degrees, and with two or three Falcades or Times, than all at once and upon a sudden; for this weakens the Reins and Back of a young Horse very much, who hath not been accustomed to it. Therefore when you intend to make a Stop, put your Body and Shoulders a little back to make the Horse ply his Haunches, and griping him somewhat hard with your Thighs, pull the inward Rein of the Cavezon, and make him in this Posture to form pretty firm Stops, at the same time helping him with your outward Leg; but you must never attempt such Stops until your Horse begin to be light and easie upon his Trot; and when you find that he begins to fapple and gallop light, his Head in and Croup out, then accustom him to frequent stopping; to perform which exactly, you must pull hard, as I said, the inward Rein of the Cavezon, and make your outward Leg, by approaching it near his Side, bring in your Horse's outward Hind-Leg, otherwise he cannot stop upon his Haunches, because his outward Haunch would be without the Volt. You must also take care, when you are first teaching him to stop, not to make him advance or rise before, for this hath spoiled many a Horse, making him at the least pull to rise so high before, that they are in danger of Renversing, or coming over upon the Rider. Therefore never teach your Horse to rise before after you stop him, until he be well settled upon the Hand; for indeed the raising of a Horse before, or upon Pesates, should be one of
the

the last things a Man should teach his Horse, or he may happen to spoil him. *See Plate 4. Fig. 7.*

If you would have your Horse go back upon a straight Line, then leaning back a little with your Body, and slacking your Thighs, pull equally both the Reins of the Cavezon, one being in each hand very strongly, to see if you can force him back but one single step or two at first; for if you can bring him to perform that, he will in a short time do more; but if he altogether oppose you, by fixing his Fore-Legs upon the Ground, and remaining immovable as a Rock, then pull hard the Reins of the Cavezon one after the other, as if you were sawing of Wood, and this perhaps will make him yield to you. But if notwithstanding this he still resist you, then it is a sign his Shoulders are not yet supple enough for it, therefore continue to supple them yet better, and then he will certainly comply with you.

Thus you must do to make your Horse go back in a straight Line, which is the most useful; but if you would make him go back in a Circle, then make use of the inward Rein of the Cavezon, and outward Leg, just as you was ordered to do upon a Stop, and so make him go back in a Round, which will help also to put him upon his Haunches. Note, That although I advised you to make but gentle Stops at the Beginning, yet I do not say the same of going back, because the sooner you accustom him to go back, the sooner will he be put upon his Haunches.

After you have suppled his Shoulders sufficiently, and you still find him hard on the Hand, by not being upon his Haunches, then trot him upon large Circles of one Piste or Tread, of at least twenty four or thirty Foot Diameter, and stop him often with pretty hard Stops, helping him always with your outward Leg, to bring in his outward Haunch; and your Shoulders and Body a little back, stop him

thus when he least thinks of it: But if he incline to stop of himself, then press him forward without stopping of him, and then upon a sudden stop him again when he is not expecting it. Repeat this often upon the Trot and Gallop, which will both settle him on the Hand, and put him upon his Haunches: But after you have gained this Point, you must not practise this Lesson so frequently as before, because it pinches a Horse too much on the Back, and makes him afraid to go frankly forwards: Therefore your Discretion must guide you, and, as I have told you, you must accustom him to stop upon a Walk and Trot before you adventure to stop him upon a Gallop, otherwise you may pinch his Reins, strain his Back-Sinews, and make him utterly to disgust the Manage.

C H A P. VII.

How to make a Horse sensible and obedient to the Heels, or to answer exactly the Spurs.

HAVING in the two preceding Chapters shewn you how to work and supple a Horse's Shoulders, with the Cavezon Rein in your Hand, and not tied to the Pommel of the Saddle, which is the better Half of your Work; I will now teach the other Half, which is to make him obey your Heels, and to work Shoulders and Croup together, the Cavezon's inward Rein being still kept in your Hand, and not tied to the Pommel.

Pull the inward Rein of the Cavezon with your Hand to bring in his outward Shoulder, and press him upon the Inside of the Turn, that his Legs without the Turn may be at Liberty to lap over his inward Legs, which is called by Horsemen *Passaging*, and is performed for the most part with the outward
 Rein

Rein of the Bridle, and outward Leg, that so a Horse's Legs may have the more liberty to lap the one over the other, however the inward Rein is sometimes to be made use of to stay him, if his Shoulders go too far before his Croup. The first Lesson you shall give him upon Passaging, must be with his Head to a Wall or Pallisade, pulling the inward Rein of the Cavezon, to whatever Hand you are going, hard to you, and helping at the same time with your outward Leg, to make him go sideways, and with the half of his Shoulders always before the Croup; if he do not obey your Heel, give him the Spur gently upon that Side. You may also sometimes give him this Lesson in the open Fields. *See Plate 4. Fig. 9.*

If your Horse will not answer your Heel, by putting in his Croup, but throweth it always out, and upon your Spur, then his Head being to the Wall, pull the outward Rein of the Cavezon from the Turn, helping him also with your outward Leg, and spur him also if there be need for it: Now this will infallibly force in his Croup, but then he will go false, because the outward Rein of the Cavezon being pulled, will make him look from the Turn, and so his Croup will go before his Shoulders, than which nothing can be more false: Therefore after you have wrought him thus falsely, to cure his Vice, fall to the true way of Riding again.

When your Horse obeys your Heel upon the Passage along a Wall, then work him with the same Lesson upon large Circles, pulling, as I said, the Cavezon's inward Rein hard to you, to bring in his outward Shoulder, bending his Neck extreamly, and helping with your outward Leg, which is Leg and Rein of contrary Sides, taking always care that the half of his Shoulders go before his Croup; and if he do not answer your Heel, then give him the Spur with your outward Leg; also whatever Hand you
teach

teach him to Passage upon first, make him do as much to the other, which is but changing Bridle-hand, Cavezon-Rein, and Leg, and when you find him obedient in Passaging upon large Circles, his Croup in (which will put him upon his Haunches,) then make him go the Passage in little Circles, whose Diameter is little longer than his own length. See Plate 5. Fig. 1.

Your Horse being perfect in the aforesaid Lessons of Passaging along a Wall, and in Circles upon a Trot to either hand his Croup in, then put him to a short or slow Gallop upon large Circles his Croup in, after this manner; pull the Cavezon's inward Rein hard to you on the inside of his Neck, and help him with your outward Leg, poising or resting a little more upon your outward Stirrup than upon the inward, taking also care to advance your outward Shoulder, to whatever hand you are going; and thus bend his Neck extreamly, that he may be pressed upon the outside of the Turn, and his Legs at liberty within the Turn, which is most proper for the short Gallop his Croup in, or *Terra a Terra*, which are near the same. Help him also now and then with your Voice, and make him form good Stops. See Plate 4. Fig. 8.

When your Horse is perfect in these Lessons, by the help of the Cavezon's inward Rein held in your Hand, I would then advise you to fix it with a Buckle to the Pommel of the Saddle, and to work a little more with the Bridle, that he may understand its Operation upon his Bars, and the Place of the Curb a little better than he hath done hitherto; and so work him upon all the former Lessons, but now more upon a Square than upon a Circle, and see that you make him round the Angles well: For it is found by Horsemen that a Circle subjects a Horse's Croup too much, therefore make use of a Square, with Cavezon-Rein and Leg of a Side, and helping for

for the most part with the outward Rein of the Bridle to supple his Shoulders ; or Rein and Leg contrary, to put him upon his Haunches ; and pressing him upon the outside of the Turn, give his Legs Liberty within, helping him for the most part with the inward Rein of the Bridle and outward Leg, and sometimes also with the outward Rein of the Bridle, when his Shoulders go too far out, and his Croup too much in.

Another good Lesson is this ; make your Horse go sideways, or Passage him upon one Hand, then put him forwards twice or thrice his own length ; then make him go sideways upon the other Hand, and put him forwards again, and so sideway and forwards from Hand to Hand, which will make him very attentive to the Motion of your Hand and Heels : But the open Fields are more proper for this Performance, than a close or covered Manage.

The inward Rein of the Cavezon being tied to the Girths, or pulled low within the Turn towards the Rider's Knee, worketh a Horse's outward Shoulder, presses his Legs within the Turn, and leaves his Legs at Liberty without the Turn, is excellent in Trotting and Galloping upon Circles of one Tread ; for this supples his Shoulders, his Croup being a little out, which brings in his outward Shoulder more : It is also excellent in Passing his Croup a little in, to make him with the more ease lap one Leg over another, because by the help of it his outward Shoulder is brought in ; but if you should press his Croup too much in, it would be impossible for him to go, because the Rein being tied to the Girth, or pulled low, worketh and bringeth in his outward Shoulder, and by putting his Buttock too much in, you put back his outward Shoulder, which is a quite contrary Action, and cannot be done at the same time. This inward Rein is also excellent for Corvets upon Circles, because it brings in the Horse's outward Shoulder,

der, and consequently gives liberty to the Croup. Now in all these Lessons if his outward Shoulder come not in enough, you must then turn your Bridle-hand a little within his Neck, which will work the outward Rein, and consequently help to bring in the outward Shoulder, and make your Horse supple and easie to turn.

But as this tying of the Cavezon's inward Rein to the Girths, or pulling it low, makes an oblique Line within the Turn, and therefore worketh the Horse's outward Shoulder; so secondly, the same Rein tied fast to the Pommel of the Saddle, makes an oblique Line cross the Horse's Neck, which Line, with the help of the Rider's outward Leg, puts back the Horse's outward Shoulder, and forwards his inward Shoulder, and so presses him upon the Outside of the Turn, and gives his Legs liberty within the Turn, which is most proper for *Terra a Terra*, or the short Gallop, his Croup in, but is nought for Corvets, because it subjects his Croup too much; yet it works his Croup mightily, either *Leg and Rein* contrary, his *Croup out*, or in *Passaging* his *Croup in*, upon narrow Circles of his own Length, or a little larger. Therefore when you have a Horse's Head to the Wall, if you would work his *Shoulders*, pull the *Cavezon's inward Rein* low, and towards your *Knee*; but if you would work his *Croup*, then pull it cross his *Neck*, with your *Nails* up, and towards your *outward* Shoulder.

Having now shewn you the different Operations of the *Cavezon's inward Rein*, when tied to the *Girths* and pulled *low*, and tied to the *Pommel* and pull'd *high* and cross the Horse's Neck, which is of great Consequence to be exactly understood by any Person who designs to be a compleat Horseman; I shall now shew you to what degree of straitness that same *inward Rein* should be drawn, when first to be made fast to either *Pommel* or *Girths*: You must then draw
the

the *Rein* no straiter, than to make your Horse look with one Eye into the *Turn*, that is only just so strait as that he may not look out of the *Turn*, because if you should draw it straiter, he not being as yet accustomed to it, it would make him to turn round almost in one Place, instead of going forward, and be a ready means to make him become *Resty*; therefore shorten the *Rein* of the *Cavezon* proportionably, as you shall find your Horse well accustomed to ride with his *Neck* thus plied and bent, so that at length you will come to make him look with almost both his Eyes into the *Volt* or *Turn*, which will make his Body ply, and form a part of the *Circle* wherein he is riding, which is the true and exact Posture of Body of a *Ready Horse*, in going his *Manage* upon a *Volt* or *Circle*, his *Croup in*.

Your Horse being perfectly well accustomed to perform all his Lessons with the *Cavezon's inward Rein*, thus tied to the *Pommel* of the *Saddle*, perfect him with the *Bridle* alone, working him still upon a *Square*, making him to point a little out with his Head at each Corner or *Angle*, and then to round them well.

There is no Lesson comparable to *Passaging the Croup in*, to make a Horse obey the *Hand* and *Heel*, and to raise him now and then upon *Pesates*, and then *Passage* him again: But as I have already told you, your Horse must be well advanced before you adventure to make him rise before, or you may happen to spoil him.

I shall conclude this Chapter with a few very useful Directions as followeth.

If your Horse prefs forward too much, stay him well upon the *Hand* or pull him back: If he offer to go back prefs him forward: If he go side-ways against your Will to the right *Hand*, put him side-ways upon the *Left*; and so on the contrary. If he put his *Croup* too much out, by throwing it upon
your

your outward Heel, then with your outward Spur put it in; and if he put it in too much, by throwing it upon your *inward* Heel, then with your *inward* Spur force it out again. If he go too much upon his Shoulders, then *stop* him frequently, and make him *go back*, and also stay him well upon the *Hand*, as you are *galloping* him; but if he go upon his *Haunches*, then continue him so. If he *rise before* when you would not have him, then as he is falling, give him the Spurs; and being thus put from his own Will to yours, he will become a *Ready Horse*.

C H A P. VIII.

The true and exact Method to make a Horse go Terra a Terra.

TH E *Square* for *Terra a Terra* is preferable to a Circle; therefore work your Horse always upon a pretty large Square of twenty four or thirty Foot Diameter, and do you sit straight in the Saddle, poising a little more upon your *outward* Stirrup than your *inward*, but do not lean too much upon it, only the *outward* Leg to be a little longer than the *inward*, and the inward Leg to be a little before it, and but a very little neither. You must rest all upon the *Twist* and *Stirrups*, and sit as near to the *Pommel* of the Saddle as you can, your *outward* Leg close to the Horse, with the Knee of it turned inwards, and stiff in the *Hamme* to bring the Calf of your Leg the nearer to the Horse's Side. Then for the *Bridle-Hand*, if you are going to the *Right Hand*, put your Hand upon the Outside of his *Neck*, turning up your little Finger to make it respect your *Left Shoulder*, which will pull the *inward Rein* that lieth above your little Finger, your Arm being a little oblique from your Body, and your *Left Shoulder* turned a little in, which

which will make your Body respect a little the *Right Side*; and this Posture will of Necessity make the Horse go a little *couched* upon his Outside. You must turn your Head, and look upon the Inside of the *Turn* to the Inside of the Horse's *Head*, which will be a Means to keep your Hand steady; for did you look to your *inward* Shoulder, it would remove your *Bridle-Hand* too much within the *Turn*, and did you look just between the Horse's Ears, your *outward* Shoulder would not come in enough, so that neither it, nor you, nor the Horse, would be oblique as you should; your *Bridle-Hand* in running the Corners or *Angles* of the Square must be carried *circularly* with the Horse, and *steadily*, but yet only so as to feel him.

Now the Horse being thus *couched* upon his *Out-side*, by the Posture of your Body, the pulling of the *inward* Rein of the Bridle enlarges him *before*, by pulling as it were his *inward Fore-Leg* from the *outward Fore-Leg*; which puts his *inward Hind-Leg* near to his *outward Hind-Leg*, which narrows him *behind*, making him to bow in the *Gambrels*, especially in his *outward Hind-Leg*, whereon he resteth most, and thrusts his *inward Hind-Leg* under his Belly, which, with all the Helps above-mentioned, makes him go very much upon his Haunches: For the Horse being thus prest upon the *Out-side*, must of Necessity look within the *Square* or *Turn*; and his *Fore-Parts* being enlarged, will make him embrace the *Corners* of the *Square* the better when he is to round them: His *Hind-Legs* also being within the Lines of his *Fore-Legs*, he must needs be upon the Haunches, and his *inward Fore-Leg* being in a manner pulled from his *outward Fore-Leg*, his *inward Fore-Leg* with which he leads will appear to be longer than his *outward Fore-Leg*, and make the first and largest *Circle* or *Square*, which is right, and so his *outward Fore-Leg* will make the second, and his *inward Hind-Leg* the third, because it is thrust so much before his
outward

outward Hind-Leg, and under his Belly; and then his *outward Hind-Leg* will make the fourth and least *Square* or *Circle*, because it is so much plied in the *Gambrel* by resting upon it.

Remember that you keep not your *Bridle-hand* too high, but low, that so your Horse may go low and prest, because he will always go according to the height of your Hand: Now *Terra a Terra* should always be low and prest. But I must also tell you, that the pulling the *inward Rein* of the *Bridle* presses the Horse upon the *Outside*, weighs him up, and puts him upon the Haunches, especially upon his *outward Hind-Leg*, so that all his Body leaneth upon the *Outside*, and he cannot bring in his *outward Shoulder*, for it is bound up as it were, to give his *Fore-Leg* within the *Turn* liberty to lead. Now you may know by his *Neck*, whether he is couch'd or leans upon his *Outside* or not; for if he do, his *Neck* will lean all on the *Outside*, and your Body, if you follow the Motion of the Horse, will incline to be *concave* on the *Outside*, and *convex* within, which would be very unbecoming, and therefore you must, as much as possible, prevent it; so that the Horse being thus prest and couched upon the *Outside*, bringeth in his Haunch as he should do, and hath three Legs in the Air at once, to wit, his two *Fore-Legs* and his *inward Hinder-Leg*, with a *Leap* forward low and prest.

The same Directions must be observed for the *left Hand* as for the *right*, only altering the *Bridle-hand*, *Body* and *Legs*; and for the *Bridle-hand* it is necessary, that when you go to the *left Hand*, you should put your Hand on the contrary Side of his Neck, which is without, your *Arm* close to your *Body*, and Knuckles of your *Bridle-hand* turned towards his Neck, which will pull the *inward Rein* of the *Bridle* for the *left Hand*, because it lies under your little Finger, and this will make both your Body and the Horse's oblique, and also make every thing else

else answer, as well in going the *left Hand*, as it did in going to the right.

But if you intend to change Hands upon *Terra a Terra*, then your Body being still oblique with the Horse's, and your Knuckles towards his Neck, and upon the *outside* of it, to which Hand soever you are going let his *Shoulders* first come in a little before you change him, and then help him with that Leg, which was the *inward* before you changed, and then holding him up with your *Bridle-hand* upon the outside of his *Neck*, put him forwards. Now why his *Shoulders* should come in a little before you change him, is, to fix his *Croup* that it may not go out. Remember also to be always stiff in the *Hammes*, and to keep your Heels down, that so you may bring the Calves of your Legs to him; the same is to be observed in changing upon *Demy-Volts*. See Plate 5. Fig. 2.

C H A P. IX.

Of changing upon *Demy-Volts*.

YOU must sit oblique, your *Hand* on the outside, your *outward Leg* close to him, the Knuckles of your *Bridle-hand* towards his *Neck*, and when he makes his *Demy-Volt*, let him go a little more than half a Turn, to fix his *Croup* before you change him; and then help him with the *inward Leg* first, and then hold him up with your *Hand*, and a little on the *outside* of his *Neck*. This *from the Wall* is best, but by a *Wall* it cannot be; for you cannot go through the *Wall*, and therefore by a *Wall* it can be but a just *Half-Turn* or *Demy Volto*, which you may help with the *inward* or *outward Rein* at pleasure, so you keep his *Croup* to the *Wall*, that he may keep his Line, and not falsify his *Demy-Volto*. Make use

use always of the *outward Rein* when you would bring in his *outward Shoulder*. I should next proceed to speak of *Corvets*, but because a Horse should be perfect in *Pesates* before he comes to *Corvets*, I shall explain them to you.

C H A P. X.

Of *Pesates*.

A *Pesate* is when a Horse rises handsomely *before*, and upon his *Haunches*, and at the same time bends his *Fore-Legs* up to his Body: Now this is so necessary an Action, that without a Horse can do it perfectly, he shall never go well in any *Ayre*: The *Cavezon's inward Rein* being in your Hand, or tied to the Pommel, help him with the *outward Rein* of the Bridle, and in *Passaging* raise him as high as you can, and hold him there gently, without giving him occasion to fret; then walk him a little, and raise him again, and do this quite round the *Voit* or large *Circle* you are working him upon, which will make him in a short time to form a true *Pesate*. Now, altho' your Horse must be perfect in *Pesates*, before you offer to put him upon any *Ayre*, yet they should never be taught him at first Riding, before he is pretty far advanced in the *Manage*, and be rendred obedient to the *Hand* and *Heels*.

If your Horse do not encline to rise easily *before* upon *Pesates*, when you are upon his Back, then put him between the *Pillars*, as in *Plate 5. Fig. 4.* helping him with two Rods upon the outside of his *Fore-Thighs*, and in a short Time he will come to do it. Now I do not think that the *Pillars* serve for any other use but this, neither would I ever advise you to make use of them but in this case; and so soon as ever you find your Horse to rise easily, then take him

him quite from them, with a resolution never to put him betwixt them again; for I assure you, they constrain and subject a Horse's *Croup* too much, and also make him to go by *Rote*, which is what a Man should shun as much as any one Thing in the managing of a Horse: But the use of the *Cavezon* doth absolutely help this, for with it he cannot go by *Rote*, because with it, neither the *Eyes* nor *Ears* do any Thing, but the Horse meerly obeys the *Hand* and *Heels* of his Rider, which maketh all Horses go perfectly, and rarely fails.

Never force or press your Horse too much to any Thing, as *Going back*, *Stopping*, or *Rising before*, especially *young* Horses, which should never be much prest, nor stopt too hard or short at first; for if you do, you may give them such a *Crick* or *Taint* in the Back as they may never recover. The *Stop* upon a *Trot* should be hard and on a sudden; the *Stop* upon a *Gallop*, with two or three little *Falcondoes*: And never stop and raise him together, but stop first and raise him afterwards.

C H A P. XI.

For Corvets strait forwards.

Your *Seat* must be the same as in *Terra a Terra*, only not altogether so stiff nor so *oblique*, the *Bridle-hand* even with his Neck, and your *Knuckles* towards his Neck on which hand soever he goes, but the *Hand* still just over his Neck, two or three *Fingers* above the *Pommel*, and a little forward, without any other *Help* but to stay him a little upon the *Hand*; for every Horse will take his own Time better than you can give it him, but quick it should be from the Ground, and then stay him in the Air upon the *Hand*, your *Body* always going to that end

of the Horse which comes to you, that is, bend a little to him as he rises, but so insensibly that the *Spectators* may not perceive it : You are also to sit as forward to the Pommel as you can, your Body being strait, and your Thighs and Knees as close as if they were glued to the Saddle, but your *Toes* a little down and low, that you may have your *Nerves* weak from the *Knees* downwards, and strong from the *Knees* upwards, and do not help him with your Legs at all, unless he put *in* his *Croup* too much, which must be put *out* with your *inward* Leg ; or put *out* his *Croup* too much, which must be put *in* with your *outward* Leg : But except in these cases, or that he go not forward enough at each Time, never help him with your Legs, but leave his *Croup* free and at liberty to follow his *Fore-Parts* which lead.

To make him go in *Corvets* strait forwards, or along a Wall, tie the *Cavezon's Rein* which is from the Wall, to keep that *Hind-Leg* near to the other *Hind-Leg* which is next the Wall, and begin with two or three *Pesates*, and then walk him forwards a little, then *Corvet* him again ; and if you feel him on the Hand, and that he also go forward with it, he will quickly be drest ; but if he press forward too much, then cause him to make his *Corvets* in one place, and then put him on again. But to make this more plain, suppose it be your *right Shoulder* that is next the Wall, then you must tie the *left Rein* of the *Cavezon* to the *Pommel*, which doth not only keep back the *Hind-Leg* upon the same side the *Cavezon Rein* is tied, but also supples and prepares him to go *Corvets* upon the *Volts* to the left-hand. Again, if it be your *left Shoulder* which is to the Wall, tie the *right Rein* of the *Cavezon* to the *Pommel* for the same Reasons, first walking him, and then raising him upon *Corvets*, until you make him continue his *Corvets* without intermission the whole length of the Wall. And as for the *Bridle-hand* you must remember that in *Cor-*
vets

*vet*s forward you are always to help with the Rein next to the Wall or *outward* Rein, to enlarge him before, and to narrow him behind, because he leads with his *Fore-Parts*, and his *Hind-Parts* follow to keep the Ground which his *Fore-Parts* have got, his *Fore-Parts* being at liberty, and his *Hind-Parts* prest.

If your Horse beat upon the *Hand*, it is because he does not endure or obey the *Curb*, and in that case you must raise him very high upon *Pesates*, and hold him there, which will put him upon the *Curb*, and make him endure it; but if this will not do, then *Gallop* him upon a strait Line by a Wall, or otherways, and from his *Gallop* stay him upon the *Hand*, and then let him go in *Corvets*; or let him gallop forward a short *Gallop*, then *stop* him and *raise* him three or four *Pesates* very high, and hold him on the *Hand* when he is up; and this in all probability will cure him; if not, then *trot* him, and *stop* him with good hard *Stops*, and also pull him back sometimes, and this will settle him upon the *Hand*: Your Stirrups must be of an equal length, and rather a hole too short than too long. And so much for *Corverts forwards*. See Plate 5. Fig. 5.

For Corverts sideways.

Help, as I said, with the *Bridle* only, and not with your *Legs*, and putting his Head to the Wall, if you go to the *right-hand*, help with the *outward Rein*, and let the Horse go sideways, that is, the half of his *Shoulders* before his *Croup*; and let him thus make three or four *Corverts* sideways; then walk him again sideways, and *Corvet* him again, and thus *walk* him and *Corvet* him sideways, by degrees diminishing his *Walk*, and augmenting his *Corverts*, until he go all in *Corverts*, which he will soon do. Use the like helps for the *left* as for the *right*.

For Corvets backwards.

First pull him back, and cause him to make three or four *Corvets* in one place; then pull him back again, and *Corvet* him in one place; and thus pulling him back, and *Corveting* in one place, diminishing the *pulling back*, and augmenting the *Corvets*, he will at last *go backwards* in *Corvets* perfectly. But you must remember to help always with the *Bridle-Rein* next to the Wall, to narrow him *before* and enlarge him *behind*, that so he may be there at liberty, because his *Hind-Parts* lead and his *Fore-Parts* follow, to keep the Ground which his *Hind-Parts* have got; therefore his *Hind-Parts* being at liberty, and his *Fore-Parts* prest, your *Bridle hand* must be low, that the Horse may not go too *high*; and your *Body* a little *forward* to give his *Hinder-Parts* the more liberty to lead, and do not help with your Legs at all, but with your *Bridle-hand* pull him back every time he falleth to the Ground, and with these *Aids* he will come to *Corvet* backwards perfectly well.

For Corvets upon the Volts.

To put a Horse upon *Corvets* in a *Circle* or *Volt*, the *Cavezon's inward Rein* must be at first tied to the *Pommel*, and his *Croup* must not be put in too much; But he should rather at first teaching go upon *Circles* of one *Tread*, for here to keep out the *inward Hinder-Leg* is the main business; help therefore a little with the *outward Rein* of the *Bridle*, and raise him three or four *Corvets*, then walk him upon the *Circle*, and *Corvet* him again, and so diminish your *Walk* and augment your *Corvets*, until he make a whole *Turn* or *Volt* upon *Corvets*; and when he is perfect upon them in *Circles* of one *Piste* or *Tread*, then let him go upon *Corvets* with his *Croup* a very little in
upon

upon the *Volts*, which is the perfection of *Corvets* upon them. You must always in *Corvets* upon *Volts* help with the *outward Rein*, but give him no help with your Legs at all.

To change upon *Corvets* do thus; if your Horse be going to the *right-hand*, and you would change him, then put your *inward* or *right Leg* gently to him, and hold him a little up with your Bridle-hand on the *inside* of his Neck, your Knuckles always down, upon which Hand soever you go; and as soon as he hath changed, take your *right Leg* from him, and help no more with your Legs at all, only the poise of your Body, upon changing, is to be a little upon the *outside*: The same very Helps are to be made use of when you change from the *left*, viz. *Left Leg* and *outward Rein*. Now the reason why upon changing I begin first with the *Leg* and not with the *Bridle-hand*, is this; If I should begin with the *Hand*, he would *stop*, and if I turned my Hand to the *inside*, his *Croup* would go too much out and be lost, because I should have no feeling of it, and therefore I begin with the *Leg*, but instantly hold him up with my Hand, so that the two *Helps* are done so quickly after each other that none can perceive it: But if his *Shoulders* do not come in enough, then turn well your Hand to the *inside*, and help with the *outward Rein*.

For the Cross and Saraban upon Corvets.

Help with the *outward Rein*, which is to be pulled first upon the one side and then upon the other, after every Corvet from side to side, helping, as I said, with your *Bridle-hand* only, and your *outward Shoulder* always following it, without any help from your Legs at all.

Horses that are very *Dull* or very *Fiery* are improper for *Corvets*, being the most difficult *Ayres* that a Horse can go, and requiring a great deal of *Judgment* in the *Rider*, as well as *Patience* in the *Horse* to perform them.

C H A P. XII.

Of the Capriole, Croupade, Balotade, and a Step and a Leap.

I Have already told you in the third Chapter, what they are, so shall not need to repeat them, but proceed to shew you how they are to be performed.

First then for *Caprioles*, you must sit strait, your Thighs and Knees as close as if you were glued to the Saddle, your Stirrups a little shorter than ordinary, a hole or thereabouts, for too short would throw you out of the Saddle, and too long would disorder your Seat and make you lose your Stirrups; you must also keep your Toes a little down, to slack your *Nerves* from the *Knees* downwards, or else the Horse would bolt too much forwards each Leap, for a leaping Horse should never go forward above a Foot and a half at one Leap; and when you raise him, instantly put your *Breast* out, which will make your *Shoulders* go a little back; for if you do it not just as the Horse rises before, it will be too late to do it when he rises behind and strikes out.

Walk your Horse forward, and then cause him to make one Leap, presently after raising him high upon a *Pesate* or two, and staying and keeping him upon the *Hand*; and thus augmenting your *Leaps*, and diminishing your *Pesates*, he will by little and little leap perfectly; and after he is perfect upon a

strait

strait Line forwards, then you may put him upon *Volts* or *Circles*, and continue the same method; but the *Circles* must be somewhat large at first, and you must remember when you raise him to Leap, that you help him with the point of your *Rod*, upon the setting on of his *Dock*, or with the great end of it just behind the *Saddle*, the *Rod* being turned in your *Hand* and your *Thumb downwards*, and do it with one or more strokes as you please, so it be done in time, which is when he is *raised before*; and always when you have done *leaping*, cause him to make a high *Pesate* or two.

As for your *Bridle-hand*, you must always make it work the *outward Rein*, to bring in his *outward Shoulder*, and *narrow* him *before*, and *enlarge* him *behind*, that so he may be pressed upon the *inside* of the *Turn*, and at liberty *without*, that his *Croup* may go a little out, and be the more free and at liberty; for were his *Croup* subjected or bound up he could not Leap; therefore the *outward Rein* is to be used for all Leaps whatsoever, either *strait forwards* or upon *Circles*.

The *Croupade* is performed after the same manner, the difference consisting only in the way of helping with the *Rod*, which must be by striking him a little above the *Gambrels*.

The *Balotade* is done after the same method, only that you must strike him with the *Rod* just upon the middle of his *Croup*.

A *Step* and a *Leap* is an *Ayre* in which Horses commonly go when they have not a good *Appuy*, for the *Step* puts him upon the *Hand*, and gives him a rise to *Leap*, like one that runs before he *leaps*, and so may leap higher than he that goes every time a *Leap*. Now all Leaps are made upon the *Hand*, therefore see that your Horse be well settled upon the *Hand* before you offer to try if he will *Leap*, because nothing disorders a Horse's *Mouth* more than

than leaping: For *Leaps* of all kinds give no help with your *Legs* at all, only hold him up well with the *Bridle-hand* when he rises before, that so he may rise the higher behind, and when he begins to rise behind, put your *Bridle-hand* a little forward, to hold him up before, and stay him there upon the *Hand*, as if he hung in the *Air*, and Time the Motion of your *Bridle-hand*, so as that you may take him as if he were a *Ball* upon the bound, which is the greatest Secret of all in leaping a Horse right.

C H A P. XIII.

Of the Piroyte.

TH E Action of a Horse's *Legs* in the *Piroyte* is very extraordinary; for your *Hand* being upon the outside of his *Neck* to make him look into the *Turn*, before you begin the *Piroyte* you must in an instant work violently with the outward Rein of the *Bridle*, to straiten his *Fore-Parts*, and give his *Hinder-Parts* more liberty.

As he is going to the *Right-hand*, at the same time that he lifts his two *Fore-Legs*, he lifts his *Hind-Leg* without the *Turn*, so that he hath three *Legs* up at a time, and all the weight of his *Body* at that time resteth upon his inward *Hind-Leg* only; and when those three *Legs* that were up, come to the *Ground*, his outward *Shoulder* comes in so quickly, that it makes his inward *Hind-Leg* to move at the same time almost in one place, to supply the place of a *Center*, that so he may make an exact *Turn* or *Circle*: I say, that at the same time his three *Legs* which were in the *Air* are set down, his inward *Hind-Leg* removes to accompany the *Round* or *Circle*, but in a manner still in one place: So that indeed the inward *Hind-Leg* is the *Center* upon which the Horse turns, tho' at
the

the same time it moves round; and when the Horse is so giddy that he can go no longer for fear of falling, he then thrusts his *inward Hind-Leg* forward beneath his Belly to stop himself.

These are the *Helps* and *Motions* of a Horse's Legs in the *Piroyte*, else he could not go so swiftly as he ought, and as Horses always do when they are performing this Action, and because the Horse is upon his *Shoulders*, and prest upon the inside of the Turn, therefore it is that the only *help* is with the *outward Rein* of the *Bridle*, to bring in quickly his *outward Shoulder*, and give his *Croup* a little liberty, and that without any assistance from your Legs at all: But as the Horse is turning, you must take care to turn your Body well to the Turn, and also look upon the *inside* of his *Neck*, and thus let him turn one, two, or three times as you shall think fit. See Plate 5. Fig. 3.

C H A P. XIV.

Of Passades.

First walk your Horse strait forwards, either by a *Wall* or *Pallisade*, and at the end stop and raise him two or three *Pesates*, and then turn him gently, helping with the *outward Rein* of the *Bridle* and *outward Leg*, and see that he do not falsify his *Demy-Volt* either with his *Shoulders* or *Haunches* in *Passaging*, but that both be just after he has turned.

Do as much upon the other Hand, and then begin to trot him upon the same strait Line, *stopping*, *raising him before*, and turning him as you did upon the *Walk*, and when he is perfect upon the *Trot*, then put him to a short *Gallop* upon the strait Line, *stopping* and *advancing* him as you did before: But now let him perform his *Demy-Tour* or *Volt*, not by *Passaging*, but upon his *Ayre*; and when he is perfect

in this, then let him make a *Passade* upon a short Gallop, without either *stopping* or *raising before*, but only turning when at the end of the strait Line, which he will do exactly in a very short time: But you must remember in Galloping to keep his Head always a little from the Wall, that his *Croup* may come to it, and so keep the *Line* that he falsify not his *Demy-Volt*; also before he turns it will not be amiss to let him make two or three *Falcades* or *Times*, to firm his *Haunches* the better, and to turn with the better Grace.

If you intend to *passade* or *run* your Horse at his full *Carriere*, then keeping his Head a little from the Wall, slack the *Bridle-hand* a little, and when at the end of the *Passade* press him with your *Thighs*, and stay him a little upon the *Hand*, that he may make two or three *Falcades* before you turn him, and then close him with your *outward Rein* as in the *Piroyte*; for the *Demy-Volt* of a *Passade* at full speed is nothing else but a half *Piroyte*, and therefore must have the same *Helps* with it. And thus *Passade* him from one hand to the other, making commonly a strait Line, when you do it at full speed, about five or six times the Horse's length only, and so your Horse will go perfectly upon *Passades*, which is the *Touch-stone* of a *ready* Horse, and absolutely one of the most useful Things in the *Manage* for a single *Combat*.

But it may be objected, that if a Man in a single *Combat* make use of these *Falcades* or *Half-stops* before he turn upon the end of his *Passade*, it will give opportunity to his Adversary to gain his *Croup*, which is accounted a very considerable advantage in a single *Combat*. To which I answer, That it cannot be denied, but that such half *Stops* have that inconveniency: But upon the other hand, if a Man do not make use of them upon *Passades* at full speed, he will run into another inconveniency more dangerous, which is, That his Horse being upon his full *Carriere*,
unless

unless he make him form those *Half-Stops*, he will be in danger of *coming over* every time he turns, riding with such a force as a Man should always do in *Passading*. And of two Evils it is best to chuse the least.

In *Passades*, help your Horse always according to the Aire with which he closes the end of his *Passade*; if with *Terra a Terra*, then with the *inward Rein* and *outward Leg*; but if with a half *Piroyte*, then with the *outward Rein* and *outward Leg*, and help always with the *Rod* upon the contrary side to which he is going.

C H A P. XV.

*A new Invention to dress Horses upon all Ayres,
by the help of one single Pillar.*

ALtho' it must be confess'd that this Method is inferior to the *Directions* before given, yet it being curious and extraordinary, and in its kind very good, I shall here set it down.

First bring your Horse Saddled and Bridled to the single Pillar, and there put him under the Button of the *Bridle Reins*, which is to draw down that little Button of Leather which moves up and down upon them, so near to the Horse's Mane, that it may stay and fix the *Branches* of the *Bridle* at such a degree of straitness, as the Horse may have but a very gentle feeling at first of the *Bitt*, either upon his *Barrs* or place of the *Curb*: This done, if you intend to make him go to the *right hand*, let a Groom take the *Cavezon's inward Rein*, and putting it about the single Pillar a little higher than the Horse's Head, keep it there very short; then let another Person hold the long Rein of the *Cavezon* upon the outside of the *Turn* in one hand, and a Stick with a *Bodkin* at the

end

end of it in the other, to prick him if he should put out his *Croup* too much: And let another Person go behind the Horse with a Rod to keep him from going back; then do you, being on Foot, raise him in one place, and be satisfied with a very little from him at once. Now, tying him short in this manner, he cannot rise high, and therefore goes upon his *Haunches* for his ease. After you have used him so a little, then help him with three Rods, your self with two before, *viz.* one upon each *Fore-Thigh*, and another Person with the third under his *Belly*, which will put him very much upon the *Haunches*.

After, if he can perform his Lesson exactly in *one place*, then keeping still the same *inward Rein* of the *Cavezon* short about the *Pillar*, make him go upon his *Volts*, helping him, as I have told you, with three Rods, but be you then upon the outside of the Horse's *Shoulders*, to give him the more liberty to *turn*, and thus in a short time he will go *Corvets* upon the *Volts forwards* perfectly well. Keep him still so tied with the *Cavezon Rein*, and help with the three Rods as before, and go before and *face* him, and this will make him go *Corvets backwards* upon his *Volts*. Continue again still the same *Rein* of the *Cavezon* about the *Pillar*, and you may make him go *sideways* upon *Corvets*.

When he is perfect for the *right-hand*, then tie the *left Rein* of the *Cavezon* short about the *Pillar*, and do in all Things as you did for the *right-hand*: And when he goes perfectly without any Person upon his *Back*, then get upon him, the same *Rein* of the *Cavezon* being still very short about the *Pillar*, and make him go as you did before in every Thing. See *Plate 5. Fig. 6.*

C H A P. XVI.

Of the several Helps and Corrections with the Spurs.

THE *Spurs* serve as well for *Help* as *Correction*: as *Helps* they go before and prevent *Faults*; as *Corrections* they come after. And a Man having nothing but his *Hand* and *Heels* to make a ready Horse, the *Spurs* do half the business, altho' it must be confess'd that the *Hand* hath the pre-eminency, and the settling a Horse upon the *Hand* must always be first.


They are used as a *Help* thus; When a Horse goes *Terra a Terra*, your outward Leg close to him, when he slacks turn your Heel to him, and pinch him with the Spur, which you may easily do, even to bring Blood and no Body perceive it: And if a Horse suffer and obey this while you stay him upon the *Hand*, you may with good reason say he is an excellent Horse. There is another *Help* with the *Spurs*, which is neither so violent as a *Correction*, nor so pressing as *Pinching*, and it is this; when a Horse gallops his *Croup* in, or *Terra a Terra*, if he obeys not your outward Leg enough, being close to or very near his side, then make a motion of the Leg as if you did Spur him, but with as gentle a touch as possible, and only to let him feel it and no more. Now if your Horse understand these two preceding Helps with the *Spurs*, he will need them but very seldom after a while, and will obey you with the Calves of your Legs only.


The *Spurs* are a *Correction* for many things: If your Horse rebel against what you would have him do, leave not spurring of him until you find him begin to obey, and when he obeys you in the least, then alight and send him to the Stable, and the next Morning try him again, and if he obey you, cherish and make much of him, that he may know you have *Mercy* as well as *Justice*; for a Horse hath *Imagination*, *Memory*, and *Judgment*; and the wisest Man in the World,

were


were he put into the form of a Horse, could not possibly find out more subtle ways to oppose a Man than a Horse will: You must therefore use your *Spurs* as a *Correction*, but seldom, and upon just occasion: As for example, When he puts his *Croup* too much in or out; or if he refuse to turn to that hand you would have him, then correct him with the opposite Spur. But if he be *Resty* and will not go forwards, or be apprehensive and *skittish*, or offer to Bite or Strike, then correct him with both *Spurs*. Also, as I told you before, if he rise too high before, or bolt upright, then to give him both your *Spurs* as he is falling down, may be a means to break him of it, but take heed not to make use of them just as he is rising, lest they make him come over upon you. Again, if he will not *advance* or rise before, then a good stroke with both *Spurs* will make him *rise*, provided at the same time you keep him firm and stayed upon the *Hand*, and as it were support him a little with the *Bitt*; likewise if he be a *dull Fade*, or lazy and slack in his *Manage*, then to give him the *Spurs* will *quicken* him.

Now as the *Spurs* are of such great efficacy when used with Discretion, so nothing makes Horses more *Resty* and *Vicious*, than when they are given out of time: And there are more Horses made vicious by ill *Riders* and *Bunglers*, than are *naturally* so. The more unruly therefore a Horse is, the more Calmness and Judgment is required in the *Rider*: For from a *passionate Rider* and *unruly Horse*, what can be expected but *Disorder* and *Confusion*. And I must tell you, that a Horse that hath been spoiled and made *Resty* by ill Riding, either correcting him out of Time, or letting him have his Will too much at first, is harder to be reduced to Obedience than the worst *natured Fade* in the World. And thus I have described unto you all the Helps of the *Hand* and *Heels*, whereby you may perfect a *Ready Horse* either for *Pleasure* or *Service*:





The End of the First Part



T H E

Compleat Horseman :

O R,
Perfect F A R R I E R.

P A R T II.

The INTRODUCTION.

IN treating of the Distempers of *Horses*, 'twill not be improper to premise their *general signs* of Sickness. The first *sign* of illness in a *Horse*, is a loathing of Food ; next to that, a wild haggard look ; cold Ears ; a hot and foamy, or clammy Mouth ; the hair on his Flanks rough and staring with ends paler than usually ; hard and black, or greenish Dung ; limpid Urine, weeping Eyes, a heavy drooping Head, an aptness to stumble, and unwonted dulness and civility to other *Horses* ; frequent rising and lying down in the Stable, and looking towards his Flanks, which are doubl'd ; a beating of the Heart, sensible to one's hand, between the left Shoulder and Sengle ; an indifferency and unconcern'dness in what is done to him. If a *Horse*, after a long sickness, pisses without striding, or extending his Yard, and was not wont

to do so in Health, 'tis a *fatal sign*. If the hair of his Tail and Skull is easily pluck'd off, it portends *Death*. If he never lies down, or starts up immediately when he does, it speaks danger ; but a continued lying in the declension of a Disease, is a very good sign. If he turns up the whites of his Eyes, he is in pain, and will be long ill.

These *general signs*, give us to know, that a *Horse* is sick ; but the *particular Disease* is to be discover'd by its *peculiar signs*.

In tracing all the *Diseases of Horses*, I shall follow the order of the parts of the body, beginning with the *Head* ; and shall give a particular Description of every *Disease* and its *Causes*, with a view of the most proper and approv'd *Remedies*.

C H A P. I.

Of the Disorders of the Mouth ; namely, the Lampas, Barbs, Wolves-Teeth, and Wounds in the Mouth.

Lampas.

THE *Lampas* is a fleshy lump or excrescency, about the bigness of a Nut, in the Roof of the Mouth, so that when you open the Horse's Mouth, you may perceive that the Roof rises more or less above the Teeth. 'Tis common among young Horses, the Roof of their Mouth not being so harsh and dry as that of old Horses. While a Horse eats his Oats, it occasions a pain that scares him from feeding. As for the *Cure* ; it must be taken away with a red hot Instrument of Iron made for the purpose, and that at one stroak, for fear of burning the Bone, in coming over the place again, after the *Lampas* is cut through. I am of opinion, that it is best not to cut it off in young

young Horses, till they have put forth all their Teeth, unless it be very troublesome, and hinders 'em from eating.

Barbs are small and inconsiderable lumps of flesh under the Tongue, visible when you put the Tongue aside; which hinder the Horse from drinking, and are easily cur'd, by cutting 'em off close with a pair of Scissors, and rubbing the place with *Salt*.

Wolves-Teeth, are overgrown Grinders, the points of which being higher than the rest, prick the Tongue and flesh in feeding, and so oblige the Horse to leave off eating. They're seldom met with in young Horses. If Teeth are not daily worn by chewing, they'll grow up to pierce the very roof of the Mouth; as I experienc'd once in a *Mule*, one of whose nether Grinders, upon the falling out of the upper Tooth, directly opposite to it, grew up into the void space, and by degrees pierc'd the roof of his Mouth to the thickness of one's Finger. For *Cure*; if a Horse gives over eating, without any apparent sign of illness in his Eyes or Hair, handle his Grinders, and, if you feel the points of them through his Lips, open his Mouth with an Iron *Upset*, and the points will appear, which you must break off with a *Googe*, taking care that you do not strike at a good Tooth, or loosen the Jaw: To avoid which inconveniency, instead of using the *Googe*, you may make the Horse champon a great File us'd by Locksmiths a quarter of an hour on both sides, till the over-grown points are broke off.

Sometimes the Bitt bearing too hard upon a Horse's Mouth, hurts it. If only the Tongue be hurt, shifting the Bitt for a single *Cannon-Bitt*, will cure it. If the *nether Jaw* be ulcerated, and a point or prick be felt by one's Finger upon the Sore, 'tis a sign the

*Wounds in
the Mouth.*

Bone is broken : In which case you must put into the hole *Spirit of Vitriol*, or *Spirit of Salt* with *Cotton* (not by drops, lest it fall upon a sound part) holding the Horse's Tongue with one hand, and keeping his Mouth open with the other, while it remains there ; after that rub the Sore every day with *Honey of Roses*, till the *Escar* falls off, and the *Bone* scales ; and then wash it with *Brandy*, or put *Sugar* into it, till it heals. If by putting in your Finger you find only an *Ulcer* with stinking *Corruption*, but without points or scales, filling it three or four times a day with *Sugar* beaten small, will quickly heal it. Sometimes the *Bone* is split quite downwards, under the flesh of the *Jaw*, and is corrupted by a matter that gathers into a *Tumour*, and corrodes the *Skin* : In this case, you must sound the depth of the hole with a *Probe*, which I have seen reach to the very *Mouth* : Then make an *Incision* with a red hot *Knife*, reaching downwards, and dividing the *Skin* to the very *Bone*, and touch the *Bone* several times with a red hot *Iron*, conducting it thither by the *Probe*, till all the corrupt part is throughly burnt. To hasten the falling off of the *Scales*, anoint the whole burnt part with good *Oil of Bays*, every sixth hour, for the space of two *Days*. The hole in the beard being a moist spongy part, is often stop'd up with proud flesh, which must be taken off with a *hot Iron*, or *Sublimate*.

C H A P. II.

Of a loathing of Food, or want of Appetite.

Sometimes a Horse is diverted from eating, by little *Worms* lodged within his Lips, both above and below, which cause such an itching, that he is continually rubbing his Lips against the Manger. These *Worms* appear like little pushes, when you turn back the Lips, and are dislodg'd by cutting the uppermost Skin where they appear, with a *sharp Knife* or *Lance*, and rubbing the incision with *Salt* and *Vinegar*.

In a *want of Appetite* arising from any other cause, 'tis very proper to *Bleed* him in the morning, in the middle of the roof of his mouth, between the two *Crocks*; or if it be a Mare, at the third or fourth furrow, with a sharp pointed piece of a *Hart* or *Bucks-horn*. To stop the *Bleeding*, give him two Pecks of *moisten'd Bran*, and if that proves ineffectual, draw up his head with a halter, as if you were going to give him a *Drench*. But the most effectual and ready way of stopping the *Blood*, is pressing an empty *Nutshel* somewhat hard upon the part, and holding it there till it sticks. If the *Distemper* does not yield to *Bleeding*, give him good innocent *Glysters*; moisten his *Oats*, *Bran* and *Hay* with *Water*, in which *Savin* has been steep'd, continuing that method for some time; give him large quantities of the *leaves and roots of Radishes*, if they are in season, or *red Persnips* boil'd, or the herb *Horsetail*. If he has no unusual heat in his body, which you may perceive by the beating and heaving of his Flanks, give him an *Ounce of Venice Treacle*, well diluted in *White* or *red Wine*. Whatever be his case, the following *Bag* is of good use.

Take an Ounce of *Afa foetida*, and as much powder of *Savin*; put 'em into a Bag to be tied to the Bitt, keeping him Bridled for two hours, several times a day. As soon as you take off the Bridle, he will eat. The same Bag will serve a long time.

Above all, the surest Remedy is, an Ounce of *Liver of Antimony*, in fine powder, with moisten'd Bran, to be repeated twice every day, for several days, unless he inclines to void the *Strangles*. Champ'ing upon a branch of *Laurel* or of a *Fig-tree*, rub'd over (after it is a little champ'd) with *Honey of Roses* or *common Honey*, is likewise proper; as also the following Remedy, which is generally known and prepar'd by all Persons.

Take about two glasses of *Verjuice* or of *Vinegar*, seven or eight Heads of *Garlick* bruis'd, about two Ounces of *white Salt*, and half a pound of *Honey*. Mix them in a Pot, in which dip the end of a stick, wrapt about with Linnen, and with that, rub the Gums, Lips and Tongue, having first wash'd the bitter foam off his Mouth, with a *Sponge* dip'd in cold Water.

An Excellent Arman, for the loss of Appetite. To prevent a total loss of Appetite, the following *Arman* is of wonderful efficacy, if the Horse is not feverish, Take a dish full of the heart of a white Loaf, crumbled small; moisten it with *Verjuice*, or for want of that, with *Vinegar*; add a sufficient quantity of *Salt*, and *Honey of Roses*, or of *Violets*; or, if neither of these can be had, of *common Honey*. Then put the thin Paste into a Pot, and let it boil over a gentle Fire about a quarter of an hour, till the superfluous moisture be consumed. Afterwards add two Drams of *Cinnamon* in powder, a dozen and a half of *Cloves*, a *Nutmeg* grated, and half a pound of powder *Sugar*. Then boil them again over a slow Fire, half a quarter of an hour, that the *Ingredients* may be thoroughly mixt, and the *Spices* may incorpo-

incorporate with the *Bread*; but the fire must be very small, lest the vertue of the *Aromatick Ingredients* should exhale. Take an *Oxe's Pizzle*, let the great end of it soak in Water four or five hours, till it be soften'd; after which make the Horse chew it between his Grinders or Jaw-Teeth, which will flatten it a little; or you may beat it with a Hammer: Then putting the quantity of a Nut of the *Arman* upon it, open the Horse's Mouth, making him put out his Tongue on one side, that he may not be able to stir it, and gently thrust in the *Pizzle* with the Medicine as far as you can: Then let his Tongue go, and after he has champ'd a while, put more of the *Arman* on the *Pizzle*, wiping it first with Hay and thrust it again into his Mouth, repeating it five or six times, every three hours. This *Medicine* nourishes, and infallibly retrieves the *Appetite*. It clears a Horse's Throat, in case any thing sticks in it; and brings up a great deal of bitter Cholerick Flegm, which makes him loath his Food: Only you must take care, that the *Pizzle* be well soften'd, and rather let him suck it in, than thrust it violently forwards.

Take a Pound of *Asa foetida*, a Pound of Liver of *Antimony*, half a Pound of *Chewing Balls* the Wood of a Bay-Tree dried, half a *to retrieve the* Pound of dry Juniper-wood, and two *Appetite.* Ounces of *Pellitory of Spain*. Beat all the Ingredients apart, to a coarse powder; then incorporate them in a Mortar, with a sufficient quantity of good *Grape-Verjuice*, well clarified, pouring it in by degrees, and make *Balls* weighing an Ounce and a half, to be dry'd in the Sun; wrap one of these Balls up in a Clout, tying a Thread to it; and let the Horse chew upon it two hours in the Morning, repeating it at Night, and continuing the Repitition (upon the Road if you will, by tying them to the Bridle) till he recovers his *Appetite.* *Balls of Ve-*

The Compleat Horseman: or, nice Treacle may be us'd in like manner with good effect.

Stomack Pills. Take a Pound of Liver of Antimony in fine Pouder, and with the mucilage of Gum-Tragacanth, make Pills weighing ten Drams, to be dry'd in the Sun, of which, let the Horse swallow two with a Pint of Wine, keeping him bridled two hours after, and repeating the same Dose every day for a Month. This being a cooling Medicine, is only proper when the Horse is not inclined to the Strangles, or does not require hot Medicines.

When the Horse is sick, and his Disease occasions the loss of Appetite, you must not force him to excessive eating. The common method of giving Milk with Yelks of Eggs, and Flesh-broths or Fellies, is very pernicious in this case. Indeed a thin Broth, of the crum of Bread with Water and a little Salt, is not amiss. I must commend Broth made of a pound of Barley Flower, well purg'd of the Bran, and boil'd in two Pints of Water, to a sufficient thickness; adding to it, a quarter of a Pound of Sugar, and giving it with a Horn, once in 24 hours.

C H A P. II.

Of the Strangles.

THE *Strangles* are the throwing forth of superfluous humours in Foals, commonly thro' the Nostrils; and sometimes by swellings under the Throat, or in the Shoulder, Loins or Feet, or any part that happens to be weaker than the rest. 'Tis a Northern Distemper, bearing some resemblance of the small Pox in Children. The Cure consists in promoting a perfect evacuation of the Humour.

For

For which end, if nature throw it out, by swellings under the Throat,

Take Oil of Bays, and fresh Butter, of each an equal quantity; of the Ointment of Marsh-mallows, a double quantity. Mingle 'em cold, and anoint the Kernels under the Throat, and the parts adjacent to the Jaws every day, in order to ripen 'em; the Throat being always kept warm, and cover'd with a Lamb or Sheep's Skin, laying the woolly side next the Throat.

A Remedy for the Strangles, when thrown out by Swellings.

If this does not procure a Suppuration, tho' matter be lodg'd in those parts, you must apply to each swelling, a red hot Iron of a crooked figure, for fear of injuring the neighbouring Gullet; and when the Escar falls off, fill the hole with a Tent, cover'd with the Ointment call'd *Basilicum*; adding to it *Verdigris*, or white *Vitriol*, or the Ointment call'd *Egyptiacum* in case the flesh about the sore is overgrown, or bloody, or foamy.

If he voids the Humour sufficiently by the Nose, keep him warm, and walk him Morning and Evening. If the evacuation is hinder'd by hard dry matter in his Nostrils, inject into them equal parts of Brandy, and Olive Oil, warm, with a small Syringe. If nature is too weak for throwing out the matter, give him frequently *Cordial Medicines*, such as, half an Ounce of Venice Treacle, with a Pint of Spanish Wine; or above all, the following Electuary.

Take the red Powder that falls out of the Kermes Berries, when they're ripe; and when it turns to little red Worms, make Troches of it, with juice of Lemons rectified to the Consumption of a fourth part. To four Ounces of those Troches, add half a Pound of ripe and dry Juniper-berries; Cubebs and Bayberries, of each six Ounces; roots of Spanish Vipers grass, Master-

The Electuary of Kermes.

Masterwort, Zedoary, Florentine Orris, and Shavings of Hartshorn and Ivory, of each four Ounces and an half; Elecampane Roots, Orange and Citron-Peel dry'd in the shade, of each four Ounces; Cinnamon, half an Ounce; Cloves and Nutmegs, of each two Drams. Make a fine powder, searce it, and pour it by degrees, to eleven Pounds of clarified Honey, after it has boild to half the thickness of a Syrup. Let all ferment two Months in a Pot. Then infuse a quarter of a pound of this Electuary in a Quart of White-wine over Night, and give it next Morning to the Horse, keeping him Bridled two hours before and after. This is an excellent Medicine, entituled to a preference before the Cordial powders, by vertue of its fermentation; which has the same effect here, that it has in Wine, Beer and Bread. 'Tis good for Defluxions, Colds, Palpitation of the Heart, loss of Appetite, Dulness, Leanness; and in a word enables nature to expel whatever offends it, much better than Purgatives which weaken her. Its heat is not to be fear'd, for it never enflames the Parts of the body. In preparing it, if you cannot have the Troches, you must supply their place with a pound of the freshest and fairest dry Kermes-berries. But after all, these dry Berries are nothing but a Bark, whereas the powder of which the Troches are made, is the true Pith enclosed within 'em; being at first a liquid substance, and upon the ripening of the Fruit, reduc'd naturally to a red powder. You may likewise give the following Balls.

Take of Butter, the bigness of an Egg; Cordial Balls. Cinnamon, a Dram; a large Nutmeg grated; and two Drams of Sugar; Mix 'em well; add half a glass of Brandy, stirring 'em over a gentle Fire. Tye the half, or whole of this, in a round Bag, to be fasten'd to the Bitt, and chew'd three or four times a day.

To promote the Evacuation of the matter by the Nose, when it is imperfect: Take of fresh Butter, the bigness of an Egg; melt or fry it till it grows black; then add strong Vinegar, and Oil Olive, of each half a glass; and twice as much Pepper as you can lift with the ends of your Fingers. Mix all, and pour it warm, through a Horn, into the Horse's Nose, one half into each Nostril, covering him immediately with a Cloath, and walking him in your hand half an hour. It will occasion a beating and heaving in the Flanks for an hour or two; which is not to be dreaded; for after he is put into the Stable, he will certainly void the humour plentifully.

To promote the Evacuation by the Nose.

C H A P. IV.

Of a Cold and Cough.

TO cure a Cold, accompany'd with a violent Cough, Take Honey *A Cold with a violent Cough* of Roses, and Juice of Liquorice, of each four Ounces; Fenugreek-seed, Grains of Paradise, Cumminseed, Cinnamon, Cloves, Ginger, Gentian, Birthwort-roots, Anisseed and Coriander-seed, of each two Drams. Reduce all the hard Ingredients to powder, and give the whole in a Pint of White-wine, with six Ounces of Carduus Benedictus Water. This and the like hot Compositions, are much better than the cooling Medicines, which ought to be given with a great deal of caution.

If the Cold and Cough is joyned to a beating in the Flanks, and Palpitation of the Heart, take leaves of Mallions, Violets, Herb Mercury, and

A Cold with a beating in the Flanks.

Pellitory

Pellitory of the Wall, of each three handfuls; *Anisseeds* an Ounce; or a handfull of green *Fennel*, if it be in the Summer. Let them boil half an hour in a large Pot or Kettle in 3 or 4 quarts of Water, adding an Ounce and a half, or two Ounces of *Liver of Antimony*, in fine powder. After the Decoction is half cold, press it out, and add to the strain'd Liquor four Ounces of *Lenitive Electuary*, and a quarter of a Pound of fresh *Butter*. Mix and make a *Glyster*, to be injected every day with an Ounce of *Sal Polychrest*, after you have walk'd the Horse. After he has got two *Glysters*, give him the following Draught.

Take of the Waters of *Vipers grass*, *Carduus Benedictus*, *Scabious*, *Roses*, and bitter *Succory*, of each half a Pint. Give the Horse a Quart of these Waters, with an Ounce of *Zedoary*, and two Drams of *Saffron*, both of them in fine powder; or, instead of them, an Ounce of the Confection of *Hyacinth*, without *Musk* or *Amber*; then rinse the Horn with the half pint that remains, and make him drink that also. After which let him stand four hours with a *Water-Bit* in his Mouth, and as soon as you unbridle him, lay moisten'd *Bran* before him to Eat, and at Night inject the *Glyster*, with an Ounce and a half of *Sal Polychrest*.

To ease his Head, by making him void a great quantity of Water and bitter *Flegm*; Take *Asa foetida* and powder of *Savin*, of each half an Ounce; tye 'em in a Bag to the Bitt; after he has stood bridled two hours, unbridle him for two Hours; and then put in the Bag again.

*An Universal
Cordial Pou-
der.*

The following *Cordial Powder* is of general use for other *Infirmities*, as well as a *Cold* and *Cough*, and ought to be kept ready made by those who keep Horses. 'Tis this. Take *Sassafras*, *Zedoary*, *Elecampane*, *Gentian*, *Carlin*, *Thistle*, *Angelica*,
Cubeb,

Cubebs, Spanish Vipers grass, Masterwort, and Marsh-mallows, of each half a pound; round and long Birthwort, Bay-berries, the rinds of Oranges and Citrons, and Savin, of each four Ounces; Cardamoms, Liquorice, Myrrh, Shavings of Hartshorn and Ivory, Coriander-seed, seed of Caraways, Cummin, Annise and Fennel, of each two Ounces; Cinnamon, an Ounce; Cloves, Nutmegs, and Oriental Saffron, of each half an Ounce; all fresh and gather'd in the Spring, or about the time of Advent, before the Frost. Reduce 'em separately to a coarse Pouder; then strain 'em thro' a Hair Sieve, and mix 'em, the weight of each Ingredient being adjusted after the pounding and searsing. The Dose is two Ounces, in a Quart of Wine, keeping the Horse bridled four hours before, and two hours after. The vertue of this Pouder decays by long keeping; to avoid which inconveniency, I have lately found out a way of keeping it in its full strength thirty Years; by reducing it to Balls, which are so hard, that they are at once portable and impenetrable by the Air. The method is as follows.

Take a bushel of ripe and black Juniper-berries, gather'd in the end of August, or in the beginning of September; beat 'em, and put 'em into a Kettle, with 8 or 9 Quarts of Water; let it boil on the Fire, stirring it sometimes till it grows thick; then press out the Liquor, and pass the remaining substance through a Searce, throwing away the Husks and Berries, and mix the strain'd Pulp with the strain'd liquor; boil it over a clear Fire, stirring it till it assumes the thicknes of Broth; then take it off, and when 'tis half cold mix it in a Mortar, with the Pouders prescrib'd above, adding a pound of the grains of Kermes, (which were left out in the prescription of the Pouder, because they lose their vertue by being kept in Pouder.) Make Balls weighing twelve Drams each,

each to be dry'd on the Strainer, with its bottom upwards, in the Summer, and reserv'd in a Sieve or Skellet, to prevent their growing mouldy. The same *Pouder*s may be made into *Balls* with *Cordial Waters*, which will dry more easily : But the *Mucilage* of *Juniper-berries* does mightily enlarge the efficacy of the former. When you use these *Balls*, you must beat 'em to a coarse *Pouder*, and exhibit it in *Wine*, for if you give 'em whole, perhaps they'l be voided as entire as they are took. The *Dose* is *two Balls*. They are very successful in inveterate Coughs ; they promote the expulsion of the *Strangles* ; they excite *Urine* and insensible *Transpiration* ; they rouse the *Appetite*, and with regard to their general vertue in curing most *Diseases*, are justly stiled *Treacle Balls*.

When this *Universal Pouder* or *Balls* are not to be had, the following *Receipt* may be us'd with very good success. Take *Bayberries*, *Gentian*, round *Birchwort*, *Myrrh*, *Florentine Orris*, *Shavings of Hartshorn*, *Elecampane*, of each four *Ounces* ; *Zedoary*, *Cumin*, *Anisseeds* and *Savin*, of each two *Ounces* ; *Cinnamon*, half an *Ounce* ; *Cloves*, two *Drams* ; *Flowers of Corn-poppies* dry'd, two *Ounces*. Beat all the *Ingredients* apart, searce 'em through a *Hair Strainer*, mix 'em thoroughly, and keep 'em hard press'd in a *Leathern Bag* ty'd close. The *Dose* is two *Ounces* infus'd all *Night* in *Wine*.

The most usual *Cordial Pouder*s are made of *Liquorice*, and the *Seeds of Coriander*, *Anise* and *Fennel*, because these *Ingredients* are to be had at low rates. But they are much inferiour to my *Universal Cordial Pouder* or *Balls*.

C H A P. V.

Of the Glanders.

TH E *Glanders* is a running at the Nostrils of Phlegmatick, tough, white, red, yellowish or greenish humours, with one or more Kernels fasten'd to the Bone, between the two Jaw-bones. In the beginning you may endeavour to resolve the Kernel, before it comes to an extreme hardness; by applying the following *Pultis*.

Take half a Pound of Linseed, reduc'd to fine Flower; mix it with a Quart of strong Vinegar, and boil it over a very clear but little Fire, stirring it constantly. When it begins to grow thick, add six Ounces of Oil of Lillies. Mingle them well, and apply it to the Kernel, covering it with a Lamb's Skin, as in the cure of the Strangles. Renew this *Pultis* every day.

Some are for cutting out the Kernel, but that is not always a certain Cure, for I have seen the Kernel grow again after it has been thrice cut out, especially when it is done in the Wane of the Moon; for at that time, the evacuation by the Nostrils naturally lessens the Kernel, but the next encrease of the Moon fills it again.

In a less Malignant sort of *Glanders*, the following method may be tried. Take an ounce of Brazil Tobacco, cut small, infuse it six hours in a quart of good Brandy. Strain the liquor gently through a Clout, and inject half a glass of it into his Nostrils, having first taken up his two Neck Veins, two Fingers breadth beneath the usual bleeding place; keeping him Bridled four hours before, and two hours after the injection, and walking him a quarter of an hour in your hand, as soon as he has taken it. This Remedy may be repeated every Morning, or every

every second, third, or fourth Morning, in greater or lesser Doses, in proportion to the abundance of the Evacuation, the loss of Appetite and beating in the Flanks, which require greater Intervals, and a smaller quantity. If this causes too great a commotion in the Horse's body, you may infuse *two Ounces of Tobacco* in a quart of *Oil Olive*, letting it stand upon hot Ashes all Night, and in the Morning inject half a glassful of the strain'd liquor, lukewarm, at each Nostril. In pursuing this, or any other method, you must still remember to promote the Evacuation by the Nostrils, during the wane of the Moon, and to strengthen nature with *Cordials*, during its encrease; and during the use of *evacuating Remedies*, to keep the Horse to a *moistening Diet*, particularly to *moisten'd Bran*, which is more easily digested than *Oats*. *Perfumes* receiv'd at the Nostrils, are us'd by *Farriers*, but I never saw 'em do good; they make the Horse too lean and dry, and sink his Appetite; besides, injecting with Syringes, makes *Perfumes* and *Feathers* useles. But after all, I have seen Horses hold out for six years with the *Glanders*, and do all their wonted service, without the use of any Remedies, though indeed the Disease carried 'em off at last.

Another *Remedy* for the *Glanders*, is this. Take the *second Bark* of the *Elder-Tree* that grows in watery places cut small, and with it fill a three quart Pot a third part full, adding two quarts of *Water*, and boiling it to the Consumption of one half, stirring it from time to time. Then add another *Quart*, and consume that too. Then press out the remaining *Quart*, and dissolve in the strain'd *Liquor* half a *Pound* of *Oil Olive*. Inject half a *Pint* of this *Liquor* into his Nostrils, and give him the rest to drink, walking him afterwards abroad in his Cloaths for half an hour. It may be repeated after eight days. Sometimes it compasses the Cure; however, it never produces dangerous effects.

If

If the *Glanders* are curable, the following Remedy will do the business; if they're incurable and the Lungs quite corrupted, it will kill the Horse. 'Tis this, *Take of Oriental Castor, grossly beaten, an ounce; Gentian beaten, and Savin slic'd small, of each an ounce and a half; boil them in five quarts of strong Vinegar to three.* After the Liquor is cold, strain it through a Linnen Cloth. Give him a quart of this Liquor, after he has stood Bridled three hours covering him up in the Stable, and not hindring him to lie down; and two hours after, walking him half an hour. When he recovers his Appetite, which will happen in two or three days, give him another quart in the like manner; and after that, another, when his Appetite returns. This Remedy will occasion a great Commotion in his Body; but if he does not cough up part of his Lungs, and runs only at the Nostrils an unbloody, and not greenish matter, you need not despair.

Emetick Wine is very proper in this, and all other Diseases of Horses. It *Emetick Wine* promotes the Operation of *Purgatives*, and excites Urine, when Nature stands in need of such Evacuations; it clears the Windpipe and Lungs and is of singular use in *Clysters*. 'Tis prepar'd by infusing all Night, *five or six Pieces of the finest glass of Antimony beaten small, in a quart or five half pints of White-wine or Claret; or letting the Wine stand 24 hours in a Cup of the Regulus of Antimony; or by putting two Ounces of the Liver of Antimony in Powder, in a three quart Bottleful of White-Wine or Claret; of which you may take out five half pints for a Dose, after it has stood 24 hours; still pouring in fresh Wine for what you take out; for the same quantity of the Antimonial Powder, will serve perpetually. The best Antimonial Preparation, is the Angelical Powder, infus'd to an Ounce in three quarts of Wine.* Those who grudge the charge of *Wine*, may infuse in *Beer*; which will

produce the same effects, and is of peculiar use in *Clysters*. This *Emetick Wine* or *Beer*, is both given at the Mouth, and injected at the Nostrils with good success.

These are the best Remedies yet known ; but a true *Glanders* is for the most part incurable.

C H A P. VI.

Of the Diseases of the Eyes.

THE *Diseases* of the *Eyes* proceed either from a defluxion of sharp biting humours, enflaming the Eye ; or from some external hurt. In the former case the *Eyes* are watry, hot, red and swollen ; and the defluxion advances gradually : In the latter the Malady comes quickly to a height, and on the outside of the Eye the Skin is peel'd off.

If the Distemper proceeds from a *Rheum*, or *Defluxion*, you must consider whether the *Rheum* is immediately deriv'd from the *Eye*, or from another Disaffected part. In the latter case the redressing of the part will set the *Eye* free : In the former 'tis proper to cool his Blood with an *Ounce* of *Sal-Prunel*, mix'd every day with his *bran* ; and when it lessens his Appetite, to shift it with *Liver* of *Antimony*, till he comes to his Stomach again. If the *Eye* be swollen, hot, clos'd up, and red or blood-shotten, let the following Medicine be immediately applied.

A Remedy for Rheums in the Eyes.

Take common *Bole Armenick* in powder, mix it with *Vinegar*, and the *Whites* of two *Eggs*, till it be reduc'd to a kind of *Paste* ; to be applied Morning and Evening, about the *Eye*, for half a Foot round, bathing the *Eye* five or six times a day, with a little fine *Sponge* soak'd in *Brandy*. Or,

Take a new laid *Egg* boil'd hard ; and having taken off the shell, cut it through the middle, and take
out

out the Yelk, putting into its place a peice of white Vitriol, about the bigness of a Nut; then joyn the two halves of the Egg, and wrapping it in a peice of clean and fine Linnen, infuse it in half a glass of Rose-Water, for the space of six hours. Then throwing away the soak'd Egg; pour eight or ten drops of the Water into the Horse's Eye with a Feather, Morning and Evening.

For a present Remedy. Take the White of a new laid Egg, an equal quantity of Rose-Water, the bigness of a small Nut of white Vitriol in fine powder. Beat 'em all with a stick, and put some of it into the Eye. This allays the heat, and repulses the Rheum. This and all such Waters must be renew'd after seven or eight days, lest they turn sharp or soure. And withal remember, that changing and shifting of Remedies, retards the Cure very much.

If the Distemper does not yield to these Remedies, make use of the following Eye-Water. *An Eye-Water.* Take four handfuls of true ground Ivy, (not the common creeping Ivy, which lasts all Winter,) beat it in a marble Mortar, with the Whites of six hard Eggs; then add half a pint of very clear White-wine, a quarter of a pint of Rose-Water, an ounce and a half of Sugar-candy, and as much white Vitriol; beat 'em well together with a Pestle, strewing upon 'em an ounce of white Salt; then cover the Mortar, and place it in a Cellar; after it has stood there five or six hours, pour the whole Composition into a Hippocras Bag of clean white Serge, and set a Vessel under it to receive the Water that drops through, which must be preserv'd in a glass Bottle; and every Morning and Evening pour some of it into the Horse's Eye.

For a cheap easy Medicine, take what follows. *A cheap Eye Water.* Take a piece of Blue or Cyprus Copperas, infuse it in Plantane Water; or that of Fennel, or of Eye-bright;

or of Rue, or of Celandine, or of Roses, or of Chervil; or for want of these in common Water; pour some of the bluish Infusion into the Eye, as being a Balsamick astringent, of singular virtue against redness and inflammations of the Eye; applying at the same time the following Ointment.

*An Ointment
for Rheums in
the Eyes.*

*Take of the Ointment call'd Album
Rhasis, one pound; Salt of Lead extra-
cted in preparing the Oil, or if that
cannot be had, the common Salt of Lead,*

in fine powder, half an Ounce. Incorporate 'em very well together, and anoint the parts about the Eyes, half a Foot round, Morning and Evening, for a considerable time.

For Pains and Inflammations of the Eyes, there's nothing better than a *Charge* made of *Rotten Apples*, or of *fresh Apples roasted under the Ashes*, the seeds being taken out, and beaten in a *Marble Mortar*, and sprinkled with *Rose Water*; applying it to the Eye with soft *Flax*. For the same end you may apply by way of *Pultis*, the *Crust of a white Loaf*, hot from the *Oven*, and soak'd in *Cow's Milk* or *Brandy*; as also *Plantane* and *Celandine*, wrap'd up in a *Clout* about the *Horse's Poll*, leaving holes for the two *Ears*, and the *sound Eye*. In all Preparations of Remedies for the Eyes, you must take care to avoid fat and oily Ingredients, because they stick to the part, and by causing a continual motion of the *Eyelid*, enflame the heat.

Some *Horses* have naturally tender weeping Eyes, which void a sharp *Corrosive humour*; which are easily cur'd by bathing the Eyes, and the adjacent Parts, Morning and Evening, with *Brandy*.

In the Diseases of the Eyes, occasion'd by external hurts, the same cooling and astringent Medicines are proper. But that which may serve instead of all other, is the solution of *Lapis Mirabilis*, or the *Wonderful Stone*; the virtue of which, is answer-
able

able to its Title. The Composition of the Stone is this.

Take of white Vitriol, two pounds; Roch Allum, three Pounds; fine Bole Armenick, half a Pound; Litharge of Gold and Silver, two Ounces. Reduce 'em all to powder, and put 'em in a new glaz'd Earthen Pot, with three quarts of Water. Boil them very gently over a small Fire, without smoak, set equally round the Pot, till the Water is quite wasted, and the matter at the bottom perfectly dry. Then let the matter cool, which will grow harder by long keeping. Now to make an Infusion of this Stone, you must put half an Ounce of it, to four Ounces of Water in a glass Bottle; it will dissolve in a quarter of an hour, and make the Water as white as Milk, when you shake the Bottle. With this Liqueur, which will keep good twenty Days, you must wash the fore Eye, Morning and Evening, shaking the Bottle every time. This may serve instead of all other Medicines for Rheums, Blows, Moon-Eyes, &c. and to my mind is much safer by way of solution or infusion, than by way of Powder blown into the Eye.

Lapis Mirabilis.

If after the abatement of the heat, and stopping of the Rheum, there remains a white Film upon the Eye, you must remove it, by lifting up the Eye-lids, after the Eye has been wash'd with Wine, and stroaking it gently with your Thumb, cover'd with Wheat-Flower. This Method of stroaking with the Thumb, is better than blowing Powders into the Eyes, with a leaden Pipe, because the Horse cannot be so much aware of the former, as of the latter. Common-Salt, or Salt of Lead, beaten fine and put into the Eye, are likewise proper to consume a Film. Or you may put a little Salt into your Mouth in the Morning fasting, and after 'tis

To remove a Film on the Eye.

dissolv'd, wash the Horse's Eye with your *Spittle*. But above all, there is nothing so effectual as *Sal-Armoniack*, beaten and put into the Eye, and repeated every day, till the *Film* is taken off.

C H A P. VII.

Of a Hæmorrhagy, or Bleeding.

A *Hæmorrhagy*, is a *Flux of Blood*, at the Nose or Mouth, occasion'd by unusual Fatigues in hot Weather, which mingle the Blood with a Salt or spirituous juice, that makes the Blood ferment, and boil out of its Vessels; or by over feeding, which occasions a Redundancy of Blood; or by violent exercise, which makes it boil up, and open the Mouths of the Veins. That a saline Spirituous Liquor will raise a strong Fermentation in the Blood, is plain from the violent Ebullition that happens upon mixing the Spirit of Wine, Hartshorn, or Soot, with Blood drawn from the Veins.

To stop a Bleeding at Nose or Mouth, lest it kill or weaken the Horse, you must immediately let him Blood in the *Flanks* or *Plate Veins* of the *Thighs*, or rather in the *Neck*, if you take Blood enough in the other parts. Then beat a large quantity of *Knot-grass* (or, if you cannot find that, of *Nettles*) to a *Mash*, and fill the Horse's Nostrils with it; binding also some of it to his *Temples*, and to his *Reins*, where the Saddle ends, and even to his *Stones*, if he is not gelt. In Summer let the Horse stand two hours in Water, up to his Flanks; or if you want a Conveniency for that, cover his Head and Back with a Cloath, seven or eight times doubled, and dip'd in *Vinegar* and *Water*. Keep him in the Stable with his Head upright, not suffering him

him to lie down; and from time to time, throw cold Water on his Sheath and Stones; next day Bleed him again, and inject the following cooling Clyster

Take *Mallows*, and *Marshmallows*, of each a handful; *Plantane*, two handfuls; *Succory*, *Lettuce*, and *Purslane*, of each a handful. Boil 'em in five pints of Water, with an ounce and a half of *Sal Polychrest* in Powder. To the strain'd liquour, add a quarter of a pound of the Ointment *Populeum* (not adulterated with *Verdigrease*) or of the true *Unguentum Rosatum*. Make a Clyster to be injected, after you have rak'd the Horse.

A Clyster for Bleeding.

If the Bleeding still continues, notwithstanding these Precautions, take *Plantane Leaves*, beaten and mix'd with *Male Frankincense*, *Aloes* or *Myrrh*, and put 'em into his Nostrils, holding his Nose up, as if you were going to give him a Drench; then cover him with the Cloath dip'd in *Oxycrate*, and throw cold Water frequently on his Sheath and Stones.

If the Blood runs with a violent stream, take the Powder of the *Stone-Ass's Dung*, dry'd in a shade; and blow it plentifully into the Horse's Nose, thro' a glass Pipe or Lead. This is an excellent Snuff, both for Men and Horse, who are apt to Bleed at Nose; and smells only of dry Herbs. However for the sake of nice Riders, that will not keep about them what smells of *Ass-turd*, I shall subjoyn the following Remedy.

Take a *Hare* kill'd in *March*, flay her, and without larding prepare her for the Spit, but do not put her upon it; then dry her in an Oven, so that the whole flesh may be reduc'd to powder, which, if blown plentifully into the Horse's Nose, will effectually stanch the Blood.

In any time of the Year, you may use in the like manner *the Pouder of the rinds of Pomegranats, Roman Vitriol and Allum,* in equal quantities; and it will keep long without losing its vertue.

C H A P. VIII.

Of the Vives.

THE *Vives* is a Swelling and Inflammation of the Glands and Kernels of the Neck, which straitens the Windpipe, and occasions such a difficulty of breathing and uneasiness, that the Horse frequently lies down and starts up again, and tumbles about strangely. The Causes are, drinking, or being exposed to cold after a violent heat, in which case the humours being melted down, fall too plentifully upon the Kernels; eating too large a quantity of Barley, Oats, Wheat or Rye; and several other causes, owing to the Indiscretion of the Rider or Groom.

Unless the *Vives* be so large, that the Horse is in present danger of being stifled, I would not advise you to open it. The better way is to rot them, by taking hold of the Kernel with a pair of Pincers or Pliers, and beating the Swelling gently, with the handle of a shoeing Hammer, or bruising the tumours with your hand, till they are sufficiently soften'd: After which they will certainly disappear. But this method must not commence, till the Swelling is ripe, which is known by the easy separation of the Hair from the Skin, when one plucks it with his hand. The place where the inflam'd Kernel lies, is trac'd by bending the Horses Ear downwards towards his Throat, near the Cheek-bone; and in that place where it touches the Skin, is the Inflammation

Inflammation leated, and there you will find the Kernel that must be taken up with the Pincers.

Having rotted, or in case of necessity, open'd the *Vives*, bleed the Horse under the Tongue, and after that in the Flanks; wash his Mouth with Salt and *Vinegar*; blow some of the *Vinegar* into his Ears, rubbing and squeezing them hard to make it penetrate, for it powerfully asswages the pain that is communicated to the Jaws, by reason of their nearness to the Seat of the *Vives*. Then make the Horse drink a quart of *Wine*, with Two handfuls of *Hempseed beaten*, two *Nutmegs grated*, and the *Yelks of six Eggs*, walking him gently half an hour after. About an hour after the giving of that Draught, which is a good and sure Remedy, inject the following *Clyster*.

Boil five pints of *Beer* (or of *Wine and Water*) with an Ounce and a half of *Sal Polychrest* in fine *Powder*; remove it from the Fire; add two Ounces of *Oil of Bay*; and inject it *Blood-warm*. Or,

A Glyster for the *Vives*.

Take the five opening *Roots*, of each one handful; beat 'em grossly, and boil 'em in three quarts of *Water* for a quarter of an hour; add the *Softening Herbs*, *Mallows*, *Violets*, *Herb Mercury*, and *Pellitory of the Wall* of each one handful; boil them again as before; then strain out the liquor, and add a pint of *Emetick Wine*; *Hony of the Herb Mercury*, half a Pound; fresh *Butter* four Ounces; *Oil of Rue*, two Ounces; make a *Clyster* to be injected after you have rak'd the Horse.

You will rarely meet with any instance of this Distemper, that will not yield to the following Medicine. *A sure Remedy for the Vives.* Take an Ounce of *Venice Treacle*, in a quart of red *Wine*; or if the Disease be violent, in a pint of *Brandy*: Let him drink it. At the same time prepare a *Clyster* of the *softning Herbs*, with

an ounce and a half of Liver of Antimony in powder; adding to the strained liquor, two ounces of Venice Treacle, with a quarter of a pound of fresh Butter.

C H A P. I. X

Of the Cholick, Fret or Gripes.

A Cholick from over-feeding. **T**H E Cholick proceeds either from over-feeding; or from Wind; or from a glassy Flegm in the Intestines; or from Worms; or from a stoppage of Urine. It always attends the Vives.

That from *over-feeding*, is cur'd by Evacuating with *Carminative Clysters* (not with *Vomits*, for they never take effect in Horses) and strengthening Nature with *Cordials*; of which *Orvietan*, and the *Essence of Vipers* are the most celebrated. The *Orvietan* is thus prepar'd.

The Orvie-
can. Take of Sage, Rue, Rosemary and Goats Rue, of each a handful; Carduus Benedictus, Dittany of Crete, Roots of Masterwort, white Bohemian Angelica, Bistort, round and long Birthwort, white Dittany, Galangal, Gentian, Costmary, Aromatick Reed, and Parsley-seed, of each an Ounce; Bayberries, and Juniperberries, of each half an Ounce; Cinnamon, Cloves, and Nutmegs, of each three Drams; Seal'd Earth prepar'd with Vinegar, and old Venice Treacle, of each an Ounce; Powder of Vipers, four Ounces; Wallnuts cleans'd and dry'd, Crum of white Bread dry'd, of each eight Ounces; clarified Honey, seven pounds. Chop the Wallnuts, beat 'em with the Bread, then pass 'em thro' a Searce, turn'd upside down, adding the Pouders and other Ingredients, and at the last the Treacle and Honey. This is the true preparation of
the

the *Orvietan*; which is an excellent Medicine in most Diseases for Horses, especially in the *Cholick*, being given in *Wine*, and the Horse being afterwards walked and well cover'd. All the Virtues of this excellent Medicine, are fully enjoy'd by the *Essence of Vipers*, which is thus prepar'd.

Take of purify'd Nitre, pure Salt of Earth (to be had of those who make Salt Peter) of each a pound. Dry them, reduce them to powder, and mix them with four times as much Potter's Earth sear'd. Let the whole stand three or four days in an Earthen Pan, in a Cellar, till the Salts are dissolv'd. Then reduce all to a sort of Paste, to be form'd into little Balls, of the bigness of small Nutts, adding some drops of Water, if the Mass be too dry. After the Balls are dry, put 'em into an Earthen Retort, distilling them as *Aquafortis* is usually distill'd, and you will find in the *Recipient* a *Menstruum*, fit to dissolve *Vipers*. Put this *Liquor* in a *Macrass*, with a moderate heat, and throw to it a *Live Viper*; which will quickly expire, and afterwards melt away like *Anchovy's* in *Butter*. Then pour off the clear liquor, after it has settled; and reserve it for the *Essence of Vipers*, to be mix'd with three parts of *Distilled Cordial Waters*.

The Essence of Vipers.

The Wind-Cholick.

The most peculiar sign of the *Wind Cholick* is a swelling of the Horse's Body, as if it were ready to burst, accompanied by the tumbling and tossing, common to the other kinds of *Cholicks*. 'Tis frequently caus'd by *Tickling*, 'Tis cur'd by bleeding in the Flanks, and under the Tongue; and walking him frequently sometimes at a Trot, and sometimes at a Footpace. If it continues, inject the following *Clyster*.

Take two ounces of the Dross of Liver of Antimony, in fine powder; boil 'em a little, but very briskly, in five pints

pints of Beer. With *three* or *four Ounces* of good *Oil of Bay*, make a *Clyster* to be injected luke-warm, and repeated every two hours. But the most effectual Expeller of Wind, is *three* or *four Ounces* of the following *Oil* in the ordinary *Clysters*.

A Carminative Oil for Clysters.

Take *Rue*, *Calamint*, *wild Marjoram*, and *Penny-Royal*, all dry'd in the shade, of each one handful; seeds of *Cumin*, *Carrots*, and *Fennel*, and *Bayberries*, of each an Ounce; *Oil Olive*, two Pounds; *White Wine* a pint. Pound the Herbs, bruise the Seeds; and put alltogether in an Earthen glaz'd Pot, covering it with another Pot somewhat less, and luted with Clay or Paste. Boil 'em over a slow Fire about six hours. After it has half cool'd, strain out the *Oil*, and add *four Ounces* of the *Pulp of Colocynthida*. Then put the *Oil* again into the same Pot, covering and luting it as before: And boil it with a gentle heat, six or eight hours; after which, let it boil briskly half an hour, and after it is half cool'd uncover the Pot, and press out the *Oil*, which is a cheap durable Medicine, and more effectual than any other Ingredient in *Carminative Clysters*.

The Common Fret or Cholick.

A Cholick taking rise from a sharp glassy Phlegm, is at once more occult, and more fatal than any of the preceding kinds. In this Disease, which is often usher'd in by a Looseness of a day's standing, the Horse sweats in the Flanks and Ears; he endeavours in vain to Dung; what Excrements he voids are few, and mostly Phlegm, that cannot be separated from the Guts without great pain; after such an Evacuation he has a moment of ease, and seems to be perfectly cur'd; but his Torments return in an Instant, attended by a loss of Appetite, a frequent lying down, and starting up, and a looking upon his Flanks.

For Cure: Take two quarts of Milk, or of Tripe-broth; Oil Olive, and fresh Butter, of each four or five Ounces; the yelks of six Eggs, and two or three Ounces of Sugar. Make a Clyster to be repeated every three hours. Purgatives given at the Mouth, increase the pain by moving the humours and twitching the Guts: So that Clysters, frequently injected are infinitely preferable; to which after the pain is somewhat asswag'd, we must add two ounces of Diaphoretick Antimony, in order to melt the Humours, and remove the Causes. The following Mixture is an easy and familiar Remedy of good use, to allay the pain, attenuate the thick humours, and qualify their heat and sharpness.

Take Oil of Roses, and common Oil, of each a pound; fine Sugar, eight ounces; Rose-Water, a pint. Mix, and pour a glassful down his Throat with a Horn, every three hours.

When you perceive that the Horse is freed of his pain, feed him with Bran seven or eight Days; after which to extirpate the cause, purge him with the following Oil, which is preferable to all other Purgatives, by reason that it moves a Horse's Belly without those fatal disorders that commonly ensue upon the taking of other Purgatives; tho' indeed I could wish, some powerful Diaphoretick were substituted in the place of all Purgatives, since they prove so pernicious to Horses. The Oil I speak of, is this.

Take of Oil Olive, three pounds; Claret Wine, a pint; pulp of Coloquintida, five Ounces; Flower of Linseed, an Ounce and an half; three Lilly Roots, cut into round slices; Mistletoe of the Apple-tree beaten, an Ounce; Chamomil Flowers, a handful. Put all the Ingredients into a Pot, cover'd exactly with another somewhat less, and lute the Junctures of the Vessels with Clay, temper'd with a little Hair or Wool. After the Clay is dried, boil the whole Composition gently

An Excellent purging Oil.

gently eight or ten hours. When 'tis half cold, strain it through a Linnen Cloth, and give to the Horse one half of it lukewarm, in a *pint of Tripe or Sheeps-Head Broth*, not fat; adding a little more afterwards, if you find him hard to be wrought upon. This *Oil* will keep ten Years, without the least Alteration. 'Tis a good *Purge* for such Horses as continue lean after hard labour. Tho' the *Coloquintida* in it, may seem improper in a Cholick, yet its sharpness being temper'd by the *Oil*, renders it a proper Medicine.

The Worm Cholick. Sometimes violent and unsufferable Cholick pains, are occasion'd by broad, thick and short *Worms*, or *Trucheons*, like little Beans, of a red colour; which gnaw and pierce the Guts, and sometimes eat holes thro' the Maw, and so kill the Horse. The Signs of such a Cholick, are *red Worms* are voided along with the Excrements (for the *long white Worms* seldom gripe a Horse) the Horse's biting his Flanks or Belly in the extremity of pain, or tearing off his Skin; and then turning his Head and looking upon his Belly; his sweating all over the body, his frequent throwing himself down and starting up again, with several unusual Postures.

For the Cure, Take half an Ounce of *Mercurius dulcis* ('tis worth 15d. an Ounce, and do's not prick the Tongue as the *Sublimate* does) an Ounce and an half of old *Venice Treacle*. Make up the whole into three Pills, to be given in a Pint of Claret. An hour after, in order to entice the Worms to the streight Gut, inject a sweet *Glyster* of Milk or *Tripe Broath*, with the Yolks of Eggs, and half a pound of Sugar.

The following *Powder* has a singular virtue of killing Worms, and at the same time correcting Indigestion, dispelling Wind, and qualifying a glassy Phlegm. So that 'tis justly reckon'd a *Specifick* for all

all the kinds of Cholicks above mention'd; and ought to be kept ready made by Travellers, since Cholicks are so frequent upon a Journey, and 'tis hard to adjust the particular Species of 'em. The *Specifick* is this.

Take Roots of *Master-wort*, Leaves, and Roots of *Radishes*, greater *Centory*, and *Tansy*, all dry'd in the Summer-Sun, or in the moderate heat of an Oven in Winter, of each a pound; *Germander*, *Ground-pine*, Roots of *Angelica* and *Elecampane*, all dry'd in the shade, of each half a pound; *Sea-moss*, and *Liver Aloes*, of each four Ounces; *Galangal*, *Nutmeg*, and *Sal Prunella*, of each two Ounces. Pound 'em all apart, then mix and keep 'em in a Leathern Bag, or glass Bottle close stopp'd. The *Dose* is from an Ounce to two Ounce and a half, according to the size of the Horse, to be mix'd with three or four Drams of *Old Treacle*, or an Ounce of *Treacle Diatessaron*, or *Mithridate*; and given in a pint of *White-wine*; walking the Horse afterwards in his Cloaths. If you suspect *Worms*, an Ounce and an half of the *Specifick Powder*, mix'd with half an Ounce of *Mercurius dulcis*, will infallibly kill them. Those who are prejudic'd against *Mercury*, may mix an ounce of the *Specifick Powder* with an Ounce of *Aloes*, three drams of *Coloquintida*, as much of *Agarick*, and half an Ounce of *Turbith*; and give the whole in a quart of *White-wine*, with a quarter of a pint of the *Gall of an Ox*, covering him well after it, and walking him for a quarter of an hour. This will at once purge and kill the *Worms*: But it is only proper for great Eaters, and that about two or three days after the Fit of the *Cholick* is over. Those who have not the *Specifick Powder* ready made, may put in its place an Ounce or two of the following *Powder*, which is cheap and easily prepar'd, viz.

A *Specifick*
for all kinds
of Cholicks.

Take

A cheap Specifick for the Cholick.

Take of common Parsley Roots dry'd in the shade, two pounds; grains of Paradice, and Rinds of Oranges, dry'd and reduc'd to powder, of each a pound; Pigeons dung, half a pound. Make a coarse powder, to be kept in a Leather Bag.

A choice Remedy for the Cholick.

Those who are curious, may prepare the following dulcify'd Spirit; which indeed, is an excellent, and without a cheap and durable Remedy. Take of Spirit of Nitre about half a pound, pour it by drops upon an equal quantity of the best Spirit of Wine, to prevent too violent an Ebullition. After the Agitation ceases, put the whole liquor in a Cucurbit, with its Head and Receiver, and distil with a gentle Sand heat; Cohobating or repeating the Distillation of the Liquor that comes over four several times; by which means the Spirit will unite and become sweet. Give a dram and a half or two drams of this Spirit in White-Wine; and an ounce and a half, or two ounces in an ordinary Clyster.

If these Medicines prove succesless, give the Horse two stinking Pills in a pint of Wine, and an hour after a Clyster, repeating the same Dose a second or third time, if the pain still continues. This is only proper, after the Trial of other Medicines.

The Cholick from a suppression of Urine.

Sometimes a Horse is seiz'd with a Cholick, in which he cannot stale. The causes are either Obstructions in the Neck of the Bladder, or an Inflammation of the Bladder, or (tho' very rarely) Sand and Gravel. Without timely assistance, this Cholick proves mortal. You may know it by these Signs; he tumbles and rises often, he offers in vain to stale; oftentimes his body swells, and sometimes he sweats about the Flanks. The Cure must commence

Commence with a *softning Clyster*, mix'd with *Turpentine*, dissolv'd with the *Yelks of Eggs*, and the *Carminative Oil* prescrib'd for *Wind-Cholicks*. Then give what follows :

Take about four Ounces of dry'd Pigeons Dung in Powder ; boil it in a Quart of White-Wine ; and after two or three Waums, strain out the Liquor, and give it blood-warm to the Horse : Then walk him for half an Hour, and he will stale if it be possible.

*A Remedy to
provoke Urine!*

If a thick Flegm stops the Urinary Passages, the following Remedy will certainly give Relief, either by Sweat or Urine. Take an Ounce of Sassafras Wood with the Bark, cut it small, and infuse it in a Quart of White-Wine in a large Glass-Bottle well stopp'd, so that two Thirds of the Bottle may remain empty. Let it stand on hot Ashes about six Hours ; then strain out the Wine, and give it to the Horse in a Horn.

C H A P. X.

Of an immoderate Flux of Urine ; and of a Stalling, or Pissing of Blood.

Sometimes a Horse is seiz'd with an excessive Flux of crude and undigested Urine, resembling Water, which gradually drains his Strength. The Cause is a Heat and Sharpness in the Blood, or an Inflammation in the Kidneys, which, like Cupping-glasses, suck in the unconcocted Serum from the Veins. The remote Causes, are the immoderate, and irregular working of young Horses, cold Rains in the Beginning of Winter, eating of Oats imported by Sea, which being spongy, imbibe the saline Spirits of the Sea.

*A Flux of
Urine.*

As for the Cure; the Horse must be fed with *Bran* instead of *Oats*. Give him a *cooling Clyster*, next day let him Blood, the day after inject another *Clyster*, and next day after that bleed him again, not exceeding the quantity of *two Pounds* of Blood at a time. This done, boil *two Quarts* of *Water*, and put it into a *pail-full* of *common Water*, with a *large handful* of *Oriental Bole*, beaten to *Powder*. Mix all well, and let the Horse drink it lukewarm for his *ordinary Drink*, Morning and Evening; giving him full liberty to drink, and quench his Thirst, which in this Disease is excessive; for the more he drinks, he will be the sooner cured.

*A Staling of
Blood.*

Sometime a Horse, thro' immoderate exercise in the Heat of Summer, pisses pure Blood. If a Vein or Vessel be broken, it is mortal. If it proceeds only from the heat of the *Kidneys*, 'tis easily cur'd; for in that case all the Urine is not Blood, for a small quantity of Blood will give a red Tincture to a large quantity of Urine. For the Cure; bleed the Horse, and give him every Morning, for six or seven days, *three pints* of the *Infusion* of *Crocus Metallorum* in *White-wine*; (which will both cleanse the Bladder, and heal the part affected) keeping him bridled four hours before, and after taking it. If this Disease is accompanied with a heat and beating in the Flanks, give him a *cooling Clyster* in the Evening; bleed him a second time; and dissolve *two Ounces* of *Sal Polychrest* in the *three pints* of *Emetick Wine* prescribed to be given every Morning. If the *Sal Polychrest* spoils his eating, or if the *Emetick Wine* does not compass the Cure; give the following Medicine, the vertues of which I have experienced.

Take

Take two Ounces of the best Venice Treacle, or for want of that, of Diatessaron; common Honey, and fine Sugar, of each four Ounces. Incorporate 'em in a Mortar; then add Anniseed, Coriander-seed, and Liquorice, of each two Ounces in fine Powder. Mix 'em well, and give it dissolv'd in a quart of Claret, keeping him bridled three hours before and after; and let him Blood next day. The next day after that, inject the following Clyster. Boil five pints of Whey made of Cows Milk, with two ounces of the Scorïa of Liver of Antimony, in fine Powder: As soon as it begins to rise in great bubbles, remove it from the fire; and adding four ounces of Oil Olive, inject it lukewarm. If the Disease continues, as I believe it will not, you must repeat the whole course.

A Remedy against pissing of Blood.

C H A P. XI.

Of the Stavers and Giddiness.

IN the *Stavers* or *Staggers*, a Horse *The Stavers.* loses the use of his Senses; he reels and staggers, as if he were drunk, beats his Head against the Walls and Manger with extream Violence, and lies down and rises with greater fury than in the *Cholick*. The *Causes* of this Distemper are hard Riding, or Labour in hot Weather, noisome smells in the Stable, long Races, with frequent wheeling about, and quick turns; excessive eating, and above all a redundancy of hot and sharp Humours in the Stomach.

For the Cure: Bleed him in the Flanks and Plate-Veins of the Thighs; then give him a Clyster of two quarts of Emetick Wine, lukewarm, with a

quarter of a Pound of the Ointment Populeum ; after which, suffer him to repose a while. About an Hour or two after that Clyster is voided, inject the following. Boil two Ounces of the Scoria of Liver of Antimony, in fine Powder, in five Pints of Beer. After five or six Waums, remove it from the Fire, and adding a quarter of a Pound of Unguentum Rosatum, inject it lukewarm. Repeat this Clyster frequently ; and rub his Legs strongly with a Wisp of Straw moisten'd in warm Water, to make a Revulsion ; feed him with Bran or White Bread ; and walk him from time to time in a temperate Place.

If the Disease still continues, notwithstanding the use of these Medicines : Give him an Ounce of Venice-Treacle, or Orvictan, dissolv'd in a quart of some Cordial Waters : And immediately after inject this Clyster luke-warm. Take of Sal Polychrest and Venice-Treacle, of each two Ounces : Dissolve 'em in two Quarts of a Decoction of the Softening Herbs, with a quarter of a Pound of Oil of Rue. Make a Clyster.

Sometimes a Horse is seized with A Giddiness. such a Giddiness, that he falls down when he is taken out of the Stable, but is brisk, and eats heartily, when he remains in the Stable ; by which sign 'tis distinguished from the Stavers. It owes its rise to a Redundancy of Blood, occasion'd by the Horse's being kept long in the Stable, without Airing. 'Tis easily cured by a Clyster and Bleeding, repeated after two Days moderate Exercise, and less Food, will prevent it.

C H A P. XII.

Of Strains or Wrenches in the Shoulders or Hips.

Horses are so frequently liable to *Strains* in the *Shoulders* or *Hips*, by overstraining the Ligaments that fasten the Bones, that every Farrier is sufficiently acquainted with them, and the Ways of discovering where the Lameness is. I shall therefore only present you with two or three Receipts, that are noted for their Vertue, in all *Shoulder-Splaits*, *Sprains*, *Pricks*, *Wrenches*, &c.

Take new *Wax*, *Rosin*, *Pitch*, and common *Turpentine*, of each a Pound; *Oil Olive*, two Pounds; *Grease of Capons*, *Badgers*, *Horses*, and *Mules*, and the *Marrow of a Stag*, of each five Ounces; *Oils of Turpentine*, *Castor*, *Worms*, *Chamomil*, *St. John's-wort*, *Linseed*, and of *Foxes*, of each four Ounces; *Oil of Gabian*, or, if that cannot be had, *Oil of Peter*, two Ounces. Put the *Oil Olive* in a Bason over a clear Fire, with the *Wax*, *Rosin* and *Pitch* beaten together; stir them over the Flame till they be dissolved; then add the *Fatts* and *Stags Marrow*, and afterwards the *Turpentine*, incorporating all over a very gentle Fire. In the last place pour in the *Oils*, stirring the whole Mixture half a Quarter of an Hour; after which remove it from the Fire, and continue to stir till it be cold. Heat the Part affected by rubbing it with a Wisp of Straw, or with your Hand; then chafe it with the *Ointments*, as hot as the Horse can bear it, holding a Fire-shovel red hot near the Part, to make the *Ointment* penetrate. Repeat the same Application once every two Days.

An Ointment for Strains in the Shoulders.

The following *Red Honey Charge*, is so generally useful, not only for Strains or Wrenches, but for ripening Swellings, relieving decay'd and swell'd Legs, benefiting tir'd and jaded Horses, &c. that I do not know any Remedy so Universal. The Composition is as follows.

The Red Honey Charge. *Take of Sheep's Smet, melted, a pound and a half; the Grease of a Capon, Hog, or Horse, a pound; the Oil drawn from the bones of an Ox or Sheep, or, if neither of these can be had, Linseed Oil, or Oil Olive, half a pound; Claret of a thick body, and deep colour, two quarts; Black Pitch, and Burgundy Pitch, of each a pound; Oil of Bay, four ounces; common Turpentine, a pound; Cinnabar in Powder, four ounces: common Honey, a pound and a half; Powder of Cumminseed, four ounces; good Brandy, half a pint; fine Oriental Bole in Powder, three pounds; a sufficient quantity of Wheat-Flour, to thicken the whole mixture. Put into a Kettle the Smet, Grease, the Oil of Sheep's Bones, and the Claret. Boil 'em over a gentle Fire at first, increasing the heat by degrees, and stirring them from time to time, till part of the Wine be consum'd, that is about two hours; then put in both the sorts of Pitch, and after they are dissolv'd, the Oil of Bay. Remove the Vessel from the Fire, and put in the Turpentine and Cinnabar, mixing them with the rest about a quarter of an hour. After the Composition is half cold, add the Honey, and afterwards the Cummin-seed, continuing to stir as before: Then add the Bole in Powder. When the whole is almost cold, add the Brandy, stirring till it be perfectly mix'd. Then thicken it with Wheat-Flour, almost to the consistence of an Ointment, and continue stirring till it be cold. If this Charge be well prepar'd, it will keep a Year or two. During the heat of Summer, you may apply it cold; but in cold Weather you must*

must melt it. When you design to ripen a Swelling, add to it *Turpentine* and *Pitch*, and apply it as hot as the Horse can endure it; but upon a discussive indication, that is not proper to be done. When you have occasion to put it into a Horse's Foot, you must apply it boiling hot.

The following Ointment is an easy and approv'd Remedy, for wither'd Shoulders, or for Strains or Wrenches in the Shoulders or Hips. *Take a pint of Spirit of Wine: Put it into a Cucurbit, or strong glass Viol, so that two thirds of it remain empty; add half a pound of Castile Soap sliced small, and stopping the glass very close, set it on hot Ashes, till the Soap be wholly melted. Let it be quite cold before you unstop the Cucurbit or Bottle.* Thus you have an Ointment that will keep very long; for tho' it gathers a crust on the top, it remains very good underneath. 'Tis to be applied to the part affected every day, for seven or eight days; the part being first heated by rubbing with a wisp of Straw.

C H A P. XIII.

Of Broken, Stiff, Tir'd, Decay'd, Bruis'd, or Swell'd Legs.

THough the Cure of a broken Leg *Broken Legs* or Thigh-bone in a Horse, is very difficult, by reason of the inconvenient Situation of the parts; yet it is not impossible: For I have seen such Fractures cur'd, both in a Mule and in a Horse, without any other inconveniency, but that of having the Shape of the Leg spoil'd by the Callus that reunites the Bones, and halting a little. These Cures were perform'd after the common method of *Splints* and *Bandages*, as in Men; the

Wound being dress'd every Day, and the Mule and Horse turn'd loose into a Meadow to shift for themselves: For a Horse can rest on three Legs, without using the broken one: Tho' I think it very probable, that the Cure will succeed better, if the Horse were hung in a Stable. Tho' the possibility of curing *Fractures* is question'd by ignorant Farriers; yet the above-mention'd Instances, and the Authority of *Philippo Sacco Datagliacozzo*, and *Signior Carlo Ruini*, who assert it, are sufficient Vouchers for it.

*Stiff, decay'd
Legs.*

The Signs of stiff, decay'd, or bruis'd Legs, are described in the Second Part. For Cure; *the Red Honey Charge* is very proper to strengthen the Legs; as also what follows.

*A Remedy to
strengthen the
Legs.*

Take of Spirit of Wine, a Quart; Oil of Nuts, half a Pint; Butter, half a Pound. Mix them in a glaz'd Earthen-Pot, cover'd with a lesser Pot, exactly fitted to it. Lute the Junctures carefully with Clay, mix'd with Horse's Dung or Hair; and after the Cement is dried, set the Pot on a very gentle Fire, and keep the Ingredients boiling very softly, for eight or ten Hours. Then take off the Pot, and set it to cool. With this Composition you are to chafe the *Master Sinew*, having first rubb'd it with your Hand, till it grows hot. Repeat the Composition every day. Or,

*Oil of Earth-
Worms, and its
compound Ointment.*

Take a sufficient Quantity of Worms, wash 'em, and leave 'em in clean Water six Hours, that they may cast forth their filth; then put 'em in an Earthen-Pot, with so much Oil Olive, as may rise the breadth of two Fingers above them, the Pot remaining half empty. Cover the Pot, and lute the *Junctures* with Clay; mixt with Hair or Saddle Stuffings; then bury it in warm Horse-dung; and

and after it has stood there three Days and three Nights, take it out ; and as soon as 'tis cold uncover it, taking care to avoid the noisome Smell, and strain out the *Oil*, with which you are to anoint the Horse's Legs every Day for the space of twelve Days, especially the *Sinews*, having first rubb'd them into a Heat with your Hand ; and after the Inunction, foment each Leg with a *Quarter of a Pint of Brandy*, to make the *Oil* sink in. If the *Oil* does not operate sufficiently, add to a *Pound of it*, the *Oils of Castor, Foxes, Camomil, and Lillies*, of each an *Ounce and an half* ; *Ointment of Marsh-mallows, and Populeum*, of each *two Ounces*. Mix the whole Composition over the Fire, and with *Bees-wax*, make an *Ointment*, of which, the Bigness of a *Walnut* for each Leg, is to be used every Day in the same manner as the *Oil*. The *Oil* does not make the Hair fall ; but the *Ointment* does, though it will grow again without leaving any Mark.

To comfort and strengthen the *Sinews* ; take a *Goose* moderately fat, make her ready for the Spit ; stuff her Belly with the *Leaves of Mal-lows, Sage, Rosemary, Thyme, Hyssop, Lavender, Mugwort*, and other convenient Herbs, with a large Quantity of *green Juniper-berries* beaten. Then sew up the Skin, and set her into an *Oven* to bake in a *glazed Earthen-pan*, that you may not lose the *Fat* or *Grease* : With which you must anoint the *Legs* of a *Tir'd Horse* every Evening (for seven or eight Days) and next Morning chafe them with *Brandy* above the *Grease*.

A Remedy to strengthen the Sinews of the Legs.

Above all, in Summer, let the *Tir'd Horse* stand two whole Hours every Day up to the Hammes in a Stream of Water ; and in the Month of *May*, make him lie abroad in the Dew, or else lead him out to

a Mea-

a Meadow every Morning, and bathe and rub his Legs with the Dew gather'd with a *Sponge*.

To strengthen the Sinews, and resolve hard knots; you may apply Spirit of Wine, with a little Oil of Wax.

To cure swell'd Gourdy Legs. If a swelling upon the Legs be occasion'd by a slight accident; you may take it away, by applying once every day cold Lees of Wine, mix'd with a fourth part of Vinegar. If that does not answer, Take a Gallon of Lees of Red Wine; boil 'em softly over a clear Fire, stirring them perpetually till they begin to thicken; then add fine Wheat-Flour and Honey, of each two pounds; Black Soap, a pound. Boil and stir, till the whole is reduced to the Consistence of a Charge; to be applied every day.

A Remedy for a hard Swelling. For a hard Tumour upon the Legs, of long standing: Take of the Horse's own Urine (or, if that cannot be had, of Cows Urine, which you may easily have, by rousing them up in a Morning) a pint; Flowers of Brimstone, half an ounce; Allum, a Dram. Boil it away to half a pint; with which you must chafe the Swelling hard every Morning and Evening, and wrap about the part an old Rag, dipp'd in the same.

A Bath to resolve hard Tumours. To resolve a Swelling in the Thigh or Leg: Take, in the Spring, or in the time of Advent, before Christmas, ten pounds of green Mallow Roots (at other times, take six pounds of the dry Roots.) Beat them to a Mash, and boil them gently with ten quarts of Water in a Kettle for two hours; then pour in as much hot Water as was boil'd away, adding three handfuls of Sage-leaves, and continue to boil an hour and an half, or two hours longer. Then take off the Kettle, and add two Pounds of Honey, and one Pound of black Soap, incorporating all together:
LCC

Let it cool till you can e'en endure to thrust the end of your Finger into it: then add a quart of strong Brandy. Foment the Swelling with this Bath every day, and afterwards chafe it with a handful of the Dregs of it; then walk the Horse half an hour. If by the heat and hardness of the part, you perceive that it tends to Suppuration; omit the Bath, and apply *Basilicum*.

In like manner you may resolve Swellings with half a pint of Brandy, a pound of black Soap, and as much Honey, mix'd cold; and rubb'd upon the part every day.

For a hard Swelling occasion'd by a Blow: Beat the whites of six Eggs, with a large piece of *Allum*, for half a quarter of an hour, till they be reduc'd to a thick Froth. Then add a glass of true Spirit of Wine (*Brandy* being improper in this case.) Shake the Froth and Spirit till they incorporate; then mix the whole with half a Pound of Honey, and charge the Horse's Legs three or four times, scouring off the Charge with Water, in which Dishes have been wash'd. If there be occasion, repeat the Charge; for 'tis an experienc'd Remedy, both for the fore and hinder Legs.

To cure a hard Swelling occasion'd by a Blow.

To prevent the Swelling of the Legs that often ensues upon a long galloping, or a great Journey; as soon as the Horse is put into the Stable, Charge the parts with Cows Dung, mix'd with Vinegar; which will also cure, as well as prevent.

To prevent the Swelling of the Legs after a Journey.

The following simple Charge is of very good use, not only for Blows and Stroaks with another Horse's Foot, and Swellings of the fore and hinder Legs; but for all sorts of Swellings, Bruises, and Hurts in any part of the Body. 'Tis this, *Mix*

A Remolade for a Blow.

a Pound of Wheat-flour with White-wine, to the Consistence of Gruel, and boil it over a gentle fire, stirring without intermission, till the whole be united. Then melt a pound of Burgundy Pitch in a Skillet; adding a pound and a half of Honey, and a pound of common Turpentine, to be mixed with the Gruel, moderately hot. After you have remov'd the Vessel from the Fire, add two Pounds of Oriental Bole in Powder; and make a charge to be applied hot, and repeated till the Swelling be asswaged.

An easy Remedy for Blows.

To avoid the inconveniency of being destitute of a Remedy, for want of some of the prescrib'd *Ingredients*, 'twill not be improper to subjoin another easy *Receipt* for *Swellings* in the *Legs*, occasion'd by *Blows*; viz. *Take strong Brandy*, chafe the Part with it hard, and then charge the whole Leg with *common Honey*. Renew the Application once every day, for six or seven days. Then wash your Horse in a *River or Pond* twice every Day.

Another easy and effectual Remedy, is, *Half a Pint of good Vinegar, mix'd with half a Pound of Tallow, and an Ounce of the Flower of Brimstone: Or, a Mixture of common Bole, Honey, and Water, for small Tumours.*

For old Swellings, following an ill-cur'd Sinew-Sprain.

Sometimes upon an ill-cur'd *Sinew-Sprain*, tho' the Lameness ceases, yet the undissolv'd Humours gather into very hard Swellings: In which case; *Take of Linseed-flour and Bean-flour, of each a large Pint; of the strongest Brandy, a Pint and a half.* Boil them over a small Fire to the Consistence of *Gruel*, stirring without intermission. Then add a *Pound of Honey*: Boil and stir till the whole be incorporated. After which remove it from the Fire, and mix it with *half a Pound of Mules or Horses Grease*. Charge the part with this Composition, having first shav'd it, and chafed it

it very hard with cold *Spirit of Wine*. After the Charging, cover it with *Flax*, wrapping about it a piece of Linnen-Cloth to be sew'd on, not ty'd, for sewing is a more equal and painless Bandage. After two days, take off the Dressing, and bathe the Part with *Spirit of Wine*. After which, repeat the Application every day; and in five or six times dressing, the Swelling may be asswag'd with little Charge or Trouble.

If the Swelling is so inveterate and hard, that 'twill not yield to any Application (as it often happens;) you must give the Fire along the Swelling, beginning at the Top; and drawing the lines or strokes downwards, at the distance of half a Finger's breadth from one another; or cross-ways, if you please; taking care not to pierce the Skin, and above all to draw a line on each side of the Leg, between the Sinew and the Bone, descending as far as the *Pasteru*. If the Stroaks be only made of a Cherry-colour, there will be no occasion for *Plaisters*: But only to wash the fear'd Parts with *Brandy* and *Honey*, till the Scab falls off, and to bathe the Sores with *Spirit of Wine*. If there be any over-growing Flesh, consume it with *Allum*; or, if that fail, with Powder of *Copperas*. If you give the Fire cross-ways, round the hinder Leg, let the lines meet on the midst of the back Sinew; but 'tis needless to draw the strokes over the Bone in the fore-part of the Leg. The Fire must be given in the Wane of the Moon; and the Horse must rest 27 Days, *i. e.* nine for the Augmentation, nine for the settled State, and nine for the Abatement ensuing upon the Operation.

For hard Swellings, incurable by the common Remedies.

C H A P. XIV.

Of Malenders, Selenders, Splents, Wind-Galls, Farcy-knots, and other Swellings.

Malenders. **T**HE *Malenders* are certain chops on the bending of the Knee, which void a red sharp biting Water. They are painful, and make the Horse halt, or at least go stiff at his first going out of the Stable. They are easily known by the staring bristled Hairs about them, and are accompanied with a sort of Scab.

The *Selenders* are chops of the same nature, on the bending of the Hoof.

They are more unfrequent than *Malenders*; and consequently more dangerous, as denoting a greater quantity of humours in the Hoof.

For Cure of both. 'Tis improper to dry up the Sore. We must content our selves with qualifying the sharpness of the acid humour; by scouring off the Corruption sticking on the Hair or Skin, with *Black Soap* (which is an *Alkali*) and rubbing the *Malenders* with it; and then washing the part with *Urine*, or good *Lye*, or *Oil of Nuts* shaken with *Water*. But the surest method of Cure is, to anoint the Sores once a day, with a *Mixture* of equal parts of *Linseed Oil* and *Brandy*, shak'd till it grows white. Which is an excellent Medicine, and does at once both dry and allay the sharpness. If the *Selenders* cause a hard Swelling, that hinders the motion of the Hoof, you may give the *Fire* with good success; for the situation of the part is inconvenient for the application of Remedies.

A Splent

A *Splent* is a callous, hard, and insensible Swelling on the *Shank-bone*; *Splents*. which spoils the shape of the Leg, when it grows big. The ordinary cause of it, is a hurt on the *Shank-bone*, that injures its surrounding Skin or *Periosteum*; so that the humours repairing thither, gather into a Swelling. Sometimes 'tis occasion'd by over-riding or over-working, when the Horse is young, and his Bones tender; for the straining of the Bone makes it subject to Defluxions of humours, which slipping in between the Bone and its Membrane, rise gradually into a hard lump, that draws its nourishment from the Bone, which I have seen full of holes like a Sieve in that part. Now, to protect the weak Bone, nature makes a *Callus*, which we call a *Splent*. If the *Splent* be increased by Travelling, and ascend to the Knee; it makes a Horse halt; and is more difficult to cure. In young Horses a *Splent* may be easily cur'd; but in old ones, it can hardly be remov'd: If it be only the natural misshaping of the Bone; 'tis not to be cur'd, as being a Blemish rather than a Disease.

For the cure of *Splents*, violent *Causticks*, which often scale the Bone, and dry up the Sinew, are very pernicious; for tho' they take away the *Splent*, they weaken the Leg extreamly. The better way is to shave off the Hair, *A Remedy for the Splent.* and beat or rub the Swelling with the handle of a Shooing-Hammer, till it be soften'd; then chafe the *Splent* with the juice that sweats out of both ends of three or four *Hazel-sticks*, burnt while the full *Sap* is in them, applying it as hot as you can without burning: After which, rub or bruise the Swelling with one of the sticks; and continue to apply the hot *juice*, and rub till it grows soft; then apply a Linnen Cloth, five or six times doubled, and dipt in the hot *Hazel-juice*, suffering it

it to remain four and twenty hours. And at the end of nine days, the *Splent* will be dissolv'd, provided you keep your Horse constantly in the Stable; and the Hair will grow again. If the *Splent* is only lessen'd, and not quite remov'd, repeat the Operation a Month after.

The following Ointment is an effectual Remedy for soften'd *Splents*, *Wind-galls*, and (even the greatest) *Farcy-Knots*.

Ointment of Beetles for Wind-Galls and Cords. In *May*, and sometimes in *April*, between ten a Clock in the Morning, and two in the Afternoon, you may find in Till'd or Corn-fields, in low and shady Places, an *Oily Beetle*, or *black May-worm*, call'd in Latin, *Maii Avicula*, or *Scarabeus Unctuosus*; which has the resemblance of a Head, at the end of its true Head, and a sort of Wings fasten'd to its Body, like two Targets, and covering all the fore-part of the Shoulders, tho' it does not fly. Its Back is scaly, and its Tail very fat, and is as it were welted. It has six Feet, and creeps very slowly. There are some of 'em very long, thick, and fat; and the smallest are about an Inch long. 'Tis cold to the Touch, and if plac'd upon one's Hand commonly voids a very stinking Oil. Take 300 of these Beetles, stamp 'em with a Pound of Oil of Bay. After it has stood three Months, melt it, and strain it thro' a Linnen Cloth, throwing away the gross Substance, and preserving the rest, as a sovereign Ointment for the uses above-mentioned. It produces the Effect of a *Retoire*, by drawing out the Corruption, and raising Blisters full of *Red Waters*, which are succeeded by Scabs that dry of themselves: After which the Hair grows again. 'Tis applied cold, the Hair being first shav'd off very close; and a hot Bar of Iron being held near the part while it is applied. It totally dissipates a *Wind-gall* in the space of nine Days; only the Swelling

Swelling it occasions, must be asswag'd by applying *Brandy*. Swellings, succeeding to old *Sinem-Sprains*, if they are not very hard, will be resolv'd by one or two applications of this *Ointment*; but the Operation of the first must be over, before you attempt a second. This *Ointment* performs its cure, in the space of nine days.

For *Splents* soften'd after the usual manner, and prick'd; the following *Ointment*, apply'd to the thickness of a *French Penny*, with a red hot *Fire-shovel* held over it to make it sink in, will in 12 or 15 days perform the Cure, without making the Hair fall off, or hurting the *Sinew*. About the end of *April*, and in *May*, you'll find exactly about the foot of the Stalk of the *Bulbous Crowfoot*, having a root not unlike a *Pistol-bullet*, with which some Meadows are almost wholly cover'd; you'll find there a little black longish *Insect*, not bigger than a small Bean, without Wings, but furnish'd with Legs, and so hard that you can hardly bruise it between your Fingers: Mix 300 or 400 of these with *old Hogs grease* in a Pot; then cover the Pot very close, till they are quite Dead, and stamp 'em with the Grease to an *Ointment*, which will be more effectual the longer 'tis kept. This *Ointment* draws forth a red Water, which after nine days, turns to a *Scurf* or *Scab*, which will afterwards fall off.

A less Caustick Ointment for Splents, &c.

Before you apply either of these two *Ointments*, or any *Retoires* to a hard Swelling, you must take care to soften it, by applying the following *Pultis*. Take *Roots of Lillies, and Marshmallows, of each two Ounces*; *Leaves of Mallows, and Violets, of each two handfuls*; *Dill, Wild-Marjoram, and Wild Penny-royal, or Corn-mint, of each a handful*. Boil the *Roots* about an hour in a sufficient quantity

A Pultis to be applied, before a Retoire.

of *Water*, mixt with about *three parts of Oil*. Then add the *Herbs*, and after they are well boil'd, stamp all together to a *Mash*, and apply it warm to the part you intend to soften, the *Hair* being shav'd off.

Wind-Galls are soft, yielding and painless Tumours, much about the bigness of a small Nut, caus'd by thin and ferous Humours; and seated on either side of the *Fetlock* joint, on the Skin, between the *Sinew* and the *Bone*. For the Cure: The abovemention'd *Ointment of Beetles* is preferable to all other Remedies; for whereas other Remedies only put away the Swelling for a time; this will wholly remove it, by extirpating the Cause. 'Tis true this *Ointment* occasions a large Swelling, especially if applied in too large a quantity; but that Symptom, together with the heat and pain that attends it, is easily remov'd by washing the part with *warm Wine*, mix'd with a little *Butter*.

A general Plaster for all Swellings.

For all cold Swellings (whether in Horses or Men) the following Plaster is of general use; especially for *Water Farcys*, and Swellings on the *Pastern-joint*, which lies at a great distance from the Center of natural heat. Take green *Wallnuts*, so small, that when they are cut, they are equally soft: Beat 'em to a *mash* in a *marble Mortar*, and pass 'em thro' a Sieve with the bottom turn'd up, beating that which remains, till the whole passes thro' the Sieve. Put two pounds of this Pulp into a glaz'd Earthen Pot, with a pound of Salt well dry'd, and a pound and a half of common *Turpentine*. Set the mixture in a Cellar, to ferment fifteen days; then evaporate the *moisture* over a gentle Fire, stirring all the while, till it be reduc'd to the consistence of a *Plaster*, which cannot be done without some difficulty; and preserve it for use, in a Pot close cover'd.

When

When the *Pastern-joint* swells after Travelling, chase it every Morning and Evening, with a mixture of two parts of Brandy, and one of Oil of Nuts, well shaken together. If the Swelling be large, apply the *red Honey Charge*, with a convenient Bath. If it still continues, apply the Remedy compos'd of Whites of Eggs, Spirit of Wine, and Honey; prescrib'd for Blows, Chap. XIII. If the Swelling be hard, apply a *Pultis of Rue*, boil'd in thick Wine. If the Joints are gourded for want of exercise, bathe 'em very hard with a Lye made of two parts of Ashes of Vine-twigs, and one third of Ashes of Tartar. Sometimes there arises a Swelling on the Bone of the *Pastern-joint*, a little towards one side, about half the bigness of a Pigeon's Egg; which grows bigger, if neglected, but is not very hard, nor does it make the Horse halt. In this case 'tis proper to apply a *Resolving Plaister* of Gum Ammoniack, dissolv'd in Vinegar, and boil'd to a due consistency.

A Remedy for Swell'd and Gourded Pastern-joints.

C H A P. XV.

Of an Attaint or Over-reach.

AN *Attaint*, proceeds either from a Blow with another Horse's Foot, that takes off the piece above the Coronet; or from an *Over-reach*, in frosty weather, when a Horse being rough-shod, or having Shoes with long Caulks, strikes his hinder Feet against his fore-Leg. 'Tis known by the Wound, the efflux of Blood, and the halting of the Horse.

For the Cure: Wash away the filth with Vinegar and Salt, and cut off what pieces of loose flesh there are. Then apply, and tye fast to the part, a

boe Egg, boil'd hard, cut through the middle, and sprinkled with Pepper. If the Horse be not cur'd, repeat the Application the next day. In an *Over-reach*, in frosty weather, you must immediately wash the *Wound with warm Vinegar*, then fill it with *Pepper*, and lay over it a *Restringent Charge*, of *Chimney-foot, Vinegar and Whites of Eggs*; or (which is better) of *Lime temper'd with Water*; repeating the same the next day. For an *Over-reach* by the *Caulk of Shoes*; fill the hole with *Gun-powder*, beaten and temper'd with *Spittle*; then set fire to it; and repeat the same the next day, taking care to keep the *Foot and Wound* from moisture; and washing the *Sore* from time to time with *Brandy*. If these do not succeed, fill the hole with *Cotton*, dipp'd in *Emplastrum Divinum*, melted with *Oil of Roses* in a *Spoon*; laying a *Plaster* of the same over it; and dressing it after this manner every day.

If notwithstanding the use of these Remedies, the Horse continues to halt, and the Hole is deep, with the part above the *Attaint* swoln, the *Hoof* shrunk, and the *Foot* contracted beneath; you must try with your *Probe*, if the hole reaches to the *tendon*; and if it does, you must *give the Fire*. If a neglected *Attaint* comes to reach the *Hoof*, after one or two Applications of the *Honey Charge*, you must proceed to *give the Fire*, and dress it as a *Quitter-bone*. 'Tis to be observ'd that the *Sore* must be always cover'd with Remedies, for 'twill never heal, so long as the Horse licks it. If the bottom of the hole be foul, though it does not reach the *Gristle*, you must wash it often with *warm Wine*, and fill the hole with *Schmit's Ointment*.

C H A P. XVI.

Of the Scratches.

TO cure the *Scratches* in Horses, which resemble the *Corns* in Mens Feet; you must rub the swollen Leg daily with the *Duke's Ointment*; and afterwards bring forth the Corruption, or rotten bit of Flesh, with the following *Rensedy*.

Take fresh Butter, and Oil Olive, of each four Ounces; beat 'em with half a pint of common Water, and thicken 'em with two Ounces of Linseed flower. Then boil, as if you were going to make Gruel, adding (a little before you take the Skellet from the Fire) two ounces of Pigeon's Dung in Pouder; and charge the Sore warm, having first clipp'd off the Hair with Scissars. If that does not answer expectation,

Take leaves of Colts-foot, long Sorrel, and Mallows, of each a handful; bake 'em under the Embers, then beat and incorporate 'em with Salt Butter. And apply it hot. If this likewise fail,

Take four Lilly Roots, bak'd under the Ashes; beat 'em up with three Ounces of Hen's Grease; two Ounces of Linseed Oil; the Yelks of two hard Eggs. Incorporate all together in a Mortar, applying some of it to the *Scratches* with Flax, and laying a cover over it.

If the Sinew of the Leg be swollen, keep it always *Charg'd*; and as soon as the corrupt flesh is come forth, wash the swollen Leg with warm Wine and Butter, and fill the hole with a Tent of fine Flax, moisten'd with Basilicum, to ripen the rest of the rotten flesh; or with *Aegyptiacum*, if the flesh be foul and frothy.

When the flesh appears fair and clean, apply the juice of greater *Celandine*, binding on *Charcole dust*, or *sears'd Ashes*, or *burnt Copperas*, which dries most powerfully. Some use only to wash the Sore with *Brandy* or *Urine*; and strow it with *burnt Oyster-shells*, or *old Boat-Ropes*, dry'd and beaten to Powder.

If the Wound, occasion'd by the coming forth of the rotten flesh, be very large, cleanse it with the *Mundificative of Smallage*; and then dry it with the *Ointment made of Honey, Verdigrease, Spirit of Wine, and Flower*.

C H A P. XVII.

Of the Ring-bone.

TH E *Ring-bone* is a hard callous Swelling, growing on one of the Tendons, between the *Coronet* and *Pastern-joint*; and sticking very fast to the *Pastern*. When you handle it, the Horse does not complain much. When 'tis near the *Coronet*, its pressing bulk intercepting the nourishment, makes the Foot shrink, and the Hoof wither; and at last makes the Horse lame; so that its descending lower upon the *Coronet*, is a sign of danger. Though 'tis sometimes Hereditary; the usual cause is a strain, occasion'd by Curvetting, bounding Turns, and Races. Sometimes indeed backing a young Horse, before his Joints are well knit, will give rise to it. If it be not taken care of betimes, it causes incurable Lameness. Sometimes it appears at first no bigger than a Bean; but afterwards rises to half the bigness of a small Apple, appearing on both sides the *Pastern*, with a little rising between them.

The method of *Cure* is as follows. Take out the Sole ; clip off the Hair very close ; and apply to the *Ringbone*, *Oil of Bay*, with *Flax*, a *Cover*, and *Bandage*. Two days after, separate the *Scurfs* rais'd by the *Oil*, and renew the Application with the same *Flax*. When you take out the Sole, you must cleave the *Frush* ; and when the Dressing is fitted to the Sole with *Splents*, you must thrust *Rowlers* into the cleft to keep it open, and one *Bandage* will serve both for the *Ringbone* and *Frush*.

When *Ringbones* are encreas'd to any considerable bigness, the most usual and certain Remedy is *Fire*, for which end you must first take out the Sole ; and six days after, when you remove the second Dressing, make Incisions with your *Fleam*, beginning above, and reaching downwards, about a Finger's breadth distance from each other ; cutting the Skin to the *Callus*, that causes the *Ringbone*, thro' the whole extent of the Swelling, but without hurting the *Coronet*. Since these Incisions are usually attended with a great Flux of Blood, apply hot *Turpentine* with *Flax* and a *Bandage*, letting it remain untouch'd 48 hours ; after which remove the Dressing ; and with a red hot, but not blazing Knife, burn the whole *Callus*, very dexterously, without pressing too hard upon the part ; taking care to penetrate the whole Tumour thro' the Incision, for if any part of its substance be left, your labour is lost. After that, apply a mixture of *Turpentine*, *Tar*, and *Honey*, or an Ointment made of *Hog's Lard* and *Verdigrease*, laying *Flax* over it, and wrapping it about with a cloth, till the Scabs fall off. Then dress the Sores with *Schmits's* Ointment, or *Aegyptiacum*, or the Ointment *Apostolorum*, till the matter gives over running ; after which, the Farriers usually wash the Sores with the second Water, and then apply drying Pouders. In the mean time the Sores ought always to be kept cover'd, both to prevent the growth of

proud flesh, and to hinder the Horse from reaching it with his Teeth. Besides, the *Bandage* must not be tied too hard, for fear of causing an excessive Tumour. The best way is to renew the dressing every day, or at least every two days.

C H A P. XVII.

Of Vices of the Feet and Hoofs; particularly of Surbated Feet: And of Pricks made with Stubbs or Nails in Shoeing, or in the Streets.

THE Hoofs of some Horses are so hard and Brittle, that they are apt to break near the holes made by the Nails of their Shoes; in which case the best way is, to shoe such Horses after the full Moon, and never during the encrease; and then to anoint their Feet every day with the following Ointment; taking care that the foot be dry, and clean'd from dust and dirt.

An Ointment for the Hoof. Take fresh Butter, and Sheep's Suet, melted and freed from its Membranes, of each a Pound; white Wax cut into small pieces, and common Turpentine, of each four Ounces; Oil Olive, six Ounces: Put 'em alltogether into a Bason, and melt 'em. Then add a pint of the juice of Plantane; and as soon as they begin to boil, remove the Vessel from the Fire. Then set it on again; and continue to remove and set it on a gain, after the same manner, for the space of eight or ten hours, till the juice be wholly consum'd without boiling. Then remove the Vessel from the Fire, and as soon as the Matter begins to thicken, add an Ounce of Powder of Olibanum, stirring without intermission, till it be quite cold. This Ointment will make the Hoof grow without heating it;

it; for the *juice of Plantane* tempers the other Ingredients; and since it does not boil, has time to communicate its cooling virtue before 'tis consum'd. 'Tis chiefly proper when the Hoof is as hard as Glass, so that an *Ointment* glides along without piercing it.

In Winter you may make an effectual and cheap Remedy of *Honey, Tar, and Tallow*, mix'd cold, in equal quantities.

To make the Hoof grow, and render it soft and tough, the following *Ointment* is an experienc'd Remedy.

Conneftable's
Ointment.

Take new *Wax, Goats Grease*, (or, for want of that, fresh *Sheep's Suet*) and the fat of *Bacon*, cut into small pieces, and steep'd in *Water* 24 hours till it grow fresh; the *Water* being chang'd every three or four hours; of each a pound; melt 'em together, and then add a large handful of the second *Bark of Elder*; and, if it be in the Spring, two handfuls of *Elder-budds*, when they are about the bigness of your *Thumb*. Boil 'em over a gentle fire for the space of a quarter of an hour, stirring them from time to time. Then squeeze the matter through a coarse *Cloth*, and put the straining in the same *Bason* or *Pot*, with two ounces of *Oil Olive*, four Ounces of *Turpentine*, and the like quantity of *Honey*: After which remove the *Vessel* from the fire, and stir the *Ointment* till it be quite cold; then anoint the Hoof once a day, for the breadth of an Inch round the Hair; or if the Hoof be much worn, spread the *Ointment* on *Flax*, and wrap it carefully about the Hoof, renewing the Application twice a Week, but still continuing the same *Flax*.

A Horse's Foot is said to be *Surbated*, when the Sole is worn, bruis'd, or spoil'd, by Travelling without Shoes, or in hot sandy ground, or with a Shoe that hurts the Sole. When want of Shoes occasions it, you must cleanse the Sole with your *Buttress*; and having tack'd on the Shoe with your Nails, pour
boil-

Of *Surbated*
Feet.

boiling Pitch or Tar into the Foot, charging it after it is cold with *a pound of old Hog's Lard, melted in a Skellet*, to which is added, *a pint of Vinegar*, and a *sufficient quantity of Bran* to thicken the Composition.

If the Shoe bear harder upon one part of the Foot, than the rest; pare the whole Foot a little, especially the bruised part; and where it appears red and bruised, thrust your *Buttress* deeper in, paring the Sole almost to the quick. Then apply the *Ointment for Pricks*, and tack on the Shoe with four Nails; renewing the Application till the Horse ceases to halt. Then stop his Foot with a *Remolade*, binding it on carefully.

If the Foot be heated, by riding in hot and sandy ground; take off the Shoe, pick the Foot well; then stop it with *melted Tar*, and anoint it with the *Ointment for the Hoof*.

In general, nothing is more conducive to *surbated Feet*, than *Tar* melted into the Foot; or, *Vinegar boil'd with Soot*, to the thickness of *Broth*, and put into the Foot boiling hot; with *Hurds* over it, and *Splents* to keep it in. If all these Remedies prove ineffectual, you must at last take out the Sole, for which end, the use of the same Remedies is very serviceable, because they moisten and soften the Foot, and so prepare the Sole for being taken out with less difficulty and pain.

Of Pricks in the Foot. A prick with a Nail in Shoeing, or in the Street, does sometimes fester, and put the Horse in danger of losing his Foot. To prevent such Consequences; when a Farrier perceives in shoeing a Horse, that he complains, or shrinks at every blow upon the Nail, it must be immediately pull'd out; for tho' blood follows, he may be ridden immediately without halting. If he halts presently after he is shod, 'tis a sign that some Nail either presses the Vein, or touches

touches him in the quick; which is found out, by lifting up the sound Foot, and knocking gently upon the top of the Clenches of the lame Foot, with a shoeing Hammer; for he will shrink when you touch that Nail that pricks him. The usual place of pricking, is at the heel in the fore-foot, and at the toe in the hinder-Foot. You must pull off the Shoe, pressing round the Foot with the Pincers, and when you come to the place that is prick'd, he will shrink extreamly. When you draw out the Nails, observe if they are bow'd, for then they have press'd the Vein; or if there are any Flakes, for these may either press the Vein or the Flesh; and if they remain in the Foot, the cure will never be perform'd; or if the hole issues Blood or Matter, for then you must search it with your *Renette*, reaching to the end of it, where the Nail was rivetted on the Hoof; and if you find it does not reach to the quick, try with a Nail pointed to that side of the hole where the Vein lies, whether the Horse complains. If he does, proceed to the Cure. If upon searching the hole, he does not at all complain, he is not prick'd in that place. Some narrow heel'd Horses, especially *English* Horses are always lame when they are new shod, the Nails being rivetted too high; but rest will cure that lameness. Oftentimes in fleshy Feet, a bow'd Nail will make a Horse halt, tho' he be not prick'd; and in time, will cause a Sore that must be cur'd as a prick.

For a Cure: if the place be impostumated, after the evacuation of the Matter, inject *boiling Oil with a little Sugar*, and stop the hole with *Cotton*; then tack on the Shoe with three or four Nails, and stop the Foot every day with a *Remolade*; applying at the same time a *Restringent Charge*, about the Foot, and keeping it from moisture.

If the place is not impostumated, pour into the hole *Spirit of Vitriol*, and stop it with *Cotton*; and
set

set on the Shoe: If he grows lame again, take off the Shoe, and dress his Foot with *Spirit of Vitriol*, as before.

A Remedy for a prick with a Nail.

In general; for a *prick* with a Nail; after you have open'd the Sore, inject every day the *Vulnerary Water* cold; or for want of that dress with the *Ointment Pompholigos*; stopping the hole with *Cotton*. If neither of these Medicines can be had, pour into the hole very hot *Vinegar*, in which *beaten Milfoil* (or *Savin, Vervain, Birthwort, Speedwell, Agrimony, Zedoary, Adders-Tongue, &c.*) has been boil'd, and lay the *boil'd Herbs* upon it; repeating the Application till it be heal'd.

Sometimes a lameness is occasion'd by a bruise in the *Frush*, the heels being so low that the Horse knocks them against the ground as he goes. 'Tis known by the trembling of the *Frush* when you touch it, and the perceiving of matter form'd underneath. In this case, the Sore must be dress'd like a Wound made by a Nail, the Remedies being made to penetrate, thro' the Heel, between the *Frush* and the bone of the Foot; and proper Astringents of *Lime*, and the *second Water*, or of *Soot, Vinegar, and Whites of Eggs*, being applied about the *Frush*.

The most effectual Remedies for a *prick* in a Horse's Foot; are the *Vulnerary Water*; the *Ointment Pompholygos* (which is known to cure hurts in the Feet of Oxen, receiv'd at the Plough) and above all the *Oil de Merville*, viz.

Oil de Merville. Take the Oils of *Turpentine*, and of *St. Johnswort*, of each four Ounces; *true Oil of Peter* two Ounces. Mix'em in a glass Bottle over hot Embers, adding the weight of a Golden Crown of *Alkanet*, hung in the Bottle by a thread. After it has stood a quarter of an hour on the Ashes, take out the *Alkanet*, and preserve the Oil for use. If you thicken it with *Wax*, its penetrating vertue will be

be impair'd. 'Tis to be injected warm every day, into the open'd Sore, the hole being afterwards stopp'd with *Cotton*, to keep it open'd ; and cover'd with *Flax* and *Splents*.

C H A P. XIX.

Of Scab'd Heels or Frush ; and of the Crown Scab and Mange.

SOMETIMES an *Itching* and *eating Scab* waists the *Frush*, and makes a Horse halt ; and though 'tis not dangerous, 'tis troublesome and painful. 'Tis discover'd by its stinking of old rotten Cheese, when one comes into the Stable ; and by the Horse's beating the ground with his Feet, by reason of the *Itching*,

For the *Cure* : Pare the *Frush* very close with a *Buttress* ; then quench unslack'd *Lime* in *Vinegar* ; and throw the strain'd liquor boiling hot upon the *Frush*, after which, apply a *Restraining Charge* of unslack'd *Lime*, and the *second Water* ; or the *black Restraining* of *Soot*, *Vinegar*, and *Whites of Eggs*. The *Countesses Ointment*, with a *Dressing* kept on with *Splents*, will likewise perform the *Cure* in three or four *Applications*. If it returns after cleansing the Sores, bleeding frequently in the *Toe*, and applying *Neatheard's Ointment*, will serve for a *Palliative Remedy* ; tho' the internal cause can hardly be remov'd.

The Cure of Scab'd Heels.

For preservation ; pare the *Frush* often, and rub the place once or twice with the *Second Water* ; and after the Scabs are by this means dry'd up, Take of *Allum* and white *Viuriol*, of each a pound and a half : Boil 'em in a *Gallon of Water*, till it be reduc'd to *two quarts* ; and bathe the part every day with it cold ; and above all, when the *Itching* is gone

A Preservative from Scab'd Heels.

gone melt *Tar* or *black Pitch* upon the Scabs, and keep the Feet well pick'd, and free from dust and dirt.

*The Crown
Scab.*

The *Crown-Scab* is a white mealy Scurf, caus'd by a burnt yellowish and malignant matter, that breaking forth at the Roots of the Hair, makes it bristle and stare, on the *Coronet*, and oftentimes all over the *Pastern* to the Joint; the part being much swell'd. This *Scurf* is the subtil exhalations of the Humours, harden'd into a Salt sticking to the Skin. There are two sorts of *Crown-Scab*. Some are quite dry; others void a stinking matter, that imparts its strength and moisture to the adjacent parts; and by its acrimony, while it is in the *Coronet*, cracks and splits the Hoof which receives its nourishment from the *Coronet*. Commonly this scurfy Humour is neither painful nor an obstacle to Travelling; especially in dry Climates, where it dries up in Summer of it self: but sometimes, 'tis extremely hot, sharp and troublesome, and over-runs the whole Leg, almost to the Knee and Hoof.

For the Cure: Take two Ounces of good *Brasil Tobacco*, cut small, or purg'd of the Stalks. Infuse it twelve hours, in half a pint of strong spirit of Wine; stirring 'em every hour, to promote the better extraction of the Tincture. Rub the Scab very hard, once every day, with an handful of this Tobacco; the part being first chaf'd without taking off the Skin. This, and all other drying Remedies, are only *Palliative*; for oftentimes the *Scab* breaks forth, after a seeming Cure: In which case, you must rub the part with a wisp of Hay, till it grows hot; without taking off the Skin, or drawing Blood; and then touch it gently, once or at most twice, with *Cotton* dip'd in the *Spirit of Vitriol*; or else dress the Sores with *Neat-herd's Ointment*. However you must be very cautious of applying too
much

much, or too strong, *Spirit of Vitriol*, at first; for I was once deceiv'd with *Spirit of Vitriol* highly rectified; which being apply'd in too large a quantity, in a *moist Crown-scab*, made the whole Leg and Sinew swell, with such a violent pain that the Horse could not stand upright: upon which occasion I was forc'd to assuage the pain of the Leg and Sinew with the *red Honey Charge*; and mitigate the violent pain in the scabby place, occasion'd by the *Spirit*, by applying to it the *white Honey Charge*: And though, after two Months keeping in the Stable, the Horse was cur'd of the *Green-scab*, yet a great Scar remain'd, which was never afterwards cover'd with Hair. I am of the opinion, that *Spirit of Salt* being a more potent cleanser, is preferable to the *Spirit of Vitriol*, in a *Crown Scab*, tho' neither the one nor the other are infallible, in inveterate cases. Sometimes indeed it may be cur'd, by bathing with *Spirit of Wine*, impregnated with as much *Sal Armoniack*, as it will dissolve.

Oftentimes old Horses, and even young ones, upon rest, after hard labour, are troubl'd with such a perpetual *Itching* or *Mange* in their Legs, and other parts, that they rub off the Hair. *Of the Mange.*

For Cure: *Infuse two Ounces of Euphorbium, reduc'd to fine Poulder, in a quart of strong Vinegar: After it has stood in hot Embers six hours, rub the Horse's Legs with a wisp, and chafe 'em with the Vinegar once or twice.* After that, bleed him in the *Eye-Veins*, if the *fore Legs* are affected, and in the *Plait Thigh-Vein*, for a *Mange* upon the *hinder Legs*.

If you wash the mangy parts with the *Infusion of two handfuls of Stavesacre-seed, in a quart of strong Vinegar, and hot Ashes*, they will be cur'd at twice bathing. Or you may rub the parts once or twice at most (for fear of *Ulcerating*) with a *large handfull*

handful of Loufewort, or Bastard Hellebore; which is a Plant with long notched leaves, made use of in the Country, to destroy Lice in Cattle.

For a certain cure of the *Mange*: Take green *Copperas*, and burnt *Allum*, of each four Ounces; *Ars-mart* two handfuls. Boil 'em in two quarts of *Vinegar*, to the Consumption of one half; and wash the Horse's Legs with the liquor, having first rubb'd 'em with a wisp. Remembering still, that the cure of this Distemper must always begin with *Bleeding* and in the mean time the Horse may be either Ridden or Wrought.

For the Cure of an *Universal Mange*, or a *Mange* upon the Legs only; and likewise for a peeling off of the Skin, and Hair, upon the bending of the Thigh, occasion'd by an excess of heat: Boil four Ounces of the *Scoria* of *Liver of Antimony* in Powder, in two quarts of strong *Vinegar*. With which, rub the parts every day, till the hair returns. At the same time the Horses body must be cool'd, with repeated Doses of the *Liver of Antimony*, or of *Sal Prunella*.

C H A P. XX.

Of the Hoof-bound; or of wasted and shrunk Feet.

Ofentimes the conveyance of nourishment to the Feet, is interrupted by disorders in the Legs and adjacent parts; insomuch that the Feet dwindle, the Horse halts, and the Hoof sounds hollow if you knock on it.

For Cure: Raise the whole Foot with a red hot Knife, making large raises of the depth of a Silver Crown, from the hair to the Shoe, avoiding the

Coronet. Then apply the following *Pultis*, and charge the whole Foot with the following *Remolade*.

Take two Parts of Sheep's Dung; and one Part of Hen's Dung; boil them with a sufficient Quantity of Water and Salt, to the Thickness of Paste. In another Pot, boil a convenient Quantity of Mallows to a Mash; then add a convenient Quantity of Linseed in Powder, and boil a little longer; after which, beat them in a Mortar, with an eighth part of raw Garlick, to a soft Paste. Incorporate this with the former Paste, adding a little Oil of Lillies. Make a *Pultis*, to be applied to the Foot very hot, it being cover'd with Splents. Renew the Application five or six times, once in two Days, observing always to heat the old *Pultis*; and only mix a little fresh with it.

Pultis for the Hoof-bound.

Take half a Pound of Burgundy Pitch; four Ounces of common Turpentine; two Ounces of Oil Olive; and thicken the whole with a sufficient Quantity of fine Flour. Charge the whole Foot with this *Remolade*, lukewarm, after the Application of the *Pultis*.

A *Remolade* for a Hoof-bound.

Oftentimes one of the *Quarters* of the Hoof is shrunk, and dry'd up, while all the Nourishment falls upon the other; especially near the Heels of the Fore-feet, and the Inside of the Hoof; which is the weakest Part; and the Horse halts down-right, the Bone of the Foot being cramp'd and press'd by the shrunk Quarter. In this case, draw seven or eight Lines with a hot Iron upon the shrunk Quarter; from the *Coronet* to the *Shoe*, (in order to penetrate and unbend the Hoof, that so the Bone may return to its due Place,) without touching the Hair; and then apply the *Pultis* and *Remolade* as above. If this method proves ineffectual, you must take out the *Sole*, and cleave the *Frush* in the middle with a

Heam, piercing to the *Paster*n; and fill the cleft, (not the Foot) with a great number of Bolsters, besmear'd with a mixture of equal parts of *Tar*, *Honey*, and *Turpentine*, boil'd together; the Foot being first dress'd, and *Splints* laid on.

C H A P. XXI.

Of all sorts of Wounds and Hurts.

SOME *Wounds* are so slight, that the *Cure* consists only in keeping them clean; and others are so painful, that, unless they be taken care of, they prove fatal. *Wounds* in the *Flesh* are more easily cur'd, than those in the *Sinews*, *Tendons*, or *Bones*: Those upon a *Joint*, are seldom or never cur'd. In hot weather, *Wounds* are apt to gangrene and mortify, thro' the corruption bred by *Flies* and other *Insects*; in cold weather they are long a closing. If a *Horse* be shot through the *Body* with a *Musquet Bullet*, the charge of the *Cure* is extremely great, and the *Event* always uncertain. In order to obtain a regular method of curing *Wounds*, let the following *Rules* be observ'd.

Rules for the cure of Wounds.

1. Since *Horse's* flesh is very apt to corrupt upon the least contusion; and since the least corruption retards the *Cure*; let the *Wound* be prob'd very gently, and as seldom as possible, with *Probes* of *Juniper*, or some *Aromatick-wood*, well dry'd. Indeed *silver Probes* are best for deep *Wounds*; and those of *Lead* may be us'd instead of *Strings* in *Setons*, for *Lead* never heats the *Part*.

2. Let the *Proud flesh*, to which the *Wounds* of *Horses* are very subject, be kept down with *Banda-*
ges;

ges; or, if that be impracticable, let it be consum'd; or which is best of all, let it be cut off, or burnt throughly, taking care not to cut a Sinew or Tendon, and being cautious in Wounds near a Bone.

3. In all *great Wounds*, let the Humours be cool'd and diverted from the wounded part, by *Bleeding*; which seasonably administred, exceeds all other Remedies. It ought to be repeated two or three times in the beginning; but not oftner. If the Horse is fat, you must abridge the quantity of his Provender, especially if the Wound be large, for then a little *moisten'd Bran*, without either *Oats* or *Hay*, is sufficient.

4. Never wash the Wound with *pure Water*, for that promotes the moisture of the flesh, which retards the *Cure*. Upon occasion, you may wash it with warm *Wine* or *Urine*, or the *Water* of a *Smith's Forge*, lukewarm; and, after the Wound is cleans'd, with the *second Water*, in order to allay the itching and heat, and to dry the flesh.

5. Let not the Horse lick the Wound, or rub it against any hard Thing. The former poisons the Wound, and the latter bruises the Flesh, which must be separated before the Wound can be heal'd.

6. Indeaour by all means to *repel* or *dissolve* the Humours, especially in parts full of Sinews and Ligaments, or near the Bones; because the Matter generated weakens the part, leaves a deformity, and, if near the Bone, corrupts it. The *repelling Remedies* are otherwise call'd *Restringents*, because they bind up the Humours from flowing into the part. 'Tis true, *Restringents* are not proper in *Critical Tumours*, proceeding from an effort of Nature to ease a nobler Part, or in the Bitings of venomous Creatures, or when the Matter is thick, tough, and fix'd. But even in such cases, 'twill be proper to

apply such Remedies as *attenuate* and *dissolve* the Humours, before we proceed to *Suppuration*.

7. In Wounds accompany'd with a great *Contusion*, the bruised Flesh must putrify, and its Separation must be hasten'd with *Instruments*, which I prefer to *Causticks*.

8. *Round* or *Circular* Wounds ought to be cut into a long Figure, to facilitate the *Cure*.

9. Cover the Wound carefully from the *Air*, with Lamb's Skin ; and where that cannot be conveniently applied, with Tow, which must be cut and beaten, that it may stick the faster.

10. As soon as you attempt the *Cure* of a Wound, shave the Hair very close, about two Fingers breadth round the Place, and keep it always neat, clean, and supple, that the Skin may be easily stretch'd to join the Lips of the *Wound*. If the Lips are *Callous*, you must consume the *Callus*, with the *Golden Ointment* mix'd with unwash'd *Butter of Antimony*. Or, if that proves ineffectual, lance and gash them with a Fleam or red-hot Knife, which will hasten the forming of a *Cicatrice*.

A Saddle-Gall of no considerable depth, is cur'd by washing with *Urine*, or *warm Wine* ; and sometimes, when the Wound is large, with the *second Water* ; and strewing the *Wound* with the *Powder* of an *old Rope*, or *Flax* ; and consuming the proud Flesh with *Colcothar of Vitriol*.

Sometimes a *Saddle-Gall* degenerates into a hard Knot, call'd a *Sitfast* : *A Sitfast*. For an easy and speedy *Cure* of this, let the melted Tallow of a lighted Candle drop upon the Knob, and, after 'tis separated, wash the Sore with *warm Wine*, and the *second Water*, or *Urine*. Then anoint it slightly with *old Salt-Butter*, strewing upon it the *Powder* of old Ropes. Oftentimes a neglected *Sit-fast* turns to an incurable

Gangrene. Upon which account we ought to hasten the *Cure*. For which end, the surest way is to rub it with the *Ointment of Beetles*, or some good *Retoir*, holding a hot Bar of Iron near the Part, as soon as the Ointment is laid on; and renewing the Application thrice in three successive Days; or to rub it with a *Cauftiok Ointment* once.

If the Wound be large, open and deep, as it often happens in the Thighs, Withers, &c. it must be tented with a *Tent of salted Hogs-Lard*. But if it be necessary to keep the Wound open; instead of *Incisions*, which are always pernicious, especially in Places full of Sinews, and Tendons, or over-run with Blood; apply the following *Sponge*, which will keep it open, and discover the Bottom.

A Sponge to keep Wounds open.

Take a *fine Sponge*, wash'd clean, tied about very hard with *Pack-thread*, and wrapt in *wet Paper*: Let it dry a Quarter of an Hour, or longer, in a hollow Place in the midst of the *Hearth*, covering it with hot *Ashes*, and live *Coals* over the *Ashes*. Then take it out, and when 'tis cold, untie it, and cut it into what Form you please, to be besmear'd with a *Digestive Ointment*, and thrust it to the Bottom of the Wound. The next Day draw it out with your *Pincers*, and you will find it swollen, and the Hole enlarged, without hurting the *Sinews* or *Tendons*. If the Wound be so foul, or full of dead *Flesh*, that the *Sponge* is not sufficient to open it, (provided it be not under the *Foot*) soak a very *fine Sponge* in a *Mixture of two Ounces of pounded Sublimate*, and *half an Ounce of melted Wax*; then lay it in a *Press* 48 Hours; and after that make *Tents* of it, which will open the Wound, and at the same time operate as *Caufticks*. If you desire it stronger, as in the case of *Quitterbones*, add an *Ounce of Arsenick*, in fine Powder, to the abovemention'd *Mixture*. But in Sores under the *Foot*, these *Cauftick*

Sponges are improper, because they drive the *Humours* upwards to the *Coronet*; so that in such cases you must prepare the *Sponge* only with melted *Wax*, and then make *Tents* of it, which will swell and keep down the *Proud flesh*, if the *Part* be carefully bound up with *Splents*.

To promote the success of *external Remedies*, 'twill be proper to add *inward Medicines*, not *Purgatives*, which loosen the *Humours*, and occasion *Defluxions* upon the part; but such as purify the *Blood*, and resist *Corruption*. For which end, the following *Pills* are of singular Use.

Take the finest and clearest *Assa-fœtida*, *Bayberries* of *Provence* or *Italy*, and *Cinnabar*, all in fine powder, of each a pound: With a sufficient quantity of strong *Brandy*, make a *Mass* in a *brass Mortar*, to be formed into *Pills*, weighing fourteen *Drams* each; two of which dried, may be given in three half pints of *Wine*, once in two Days, or once every Day, till he has taken eight or ten; making him stand bridled two hours before and after the taking of every Dose. These *Pills* may be kept twenty Years; and are not only of wonderful Use against *Wounds*, especially in an *Army*, where an expeditious Cure is requir'd, but likewise against the *Farcin* and *Worms*, and against the shedding of the *Hair* from the *Head* and *Neck*; in which case three Doses of these *Pills*, together with *Bleeding*, and the external use of *Lime-water*; and after that, *Flower of Brimstone*, given every day in moisten'd *Bran*, will compleat the Cure. These *Pills* are also very proper against eating *Scabs* in the *Mane* and *Tail*, if the external Use of *Lime-water* be join'd to them, and against running *Sores* in the *Legs*, *Warts*, *Bunches*, *Quarterbones*, and such like stubborn *Distempers*.

If the Wound be foul, it must be wash'd at every dressing with the *yellow Water*, which follows. Take two or three pounds of *unslack'd Lime*, newly made, put it into a large *Bason* of fine *Tinn*, and pour upon it, by degrees, five quarts of *Rain-water*. Then set the *Bason* in a convenient place for two days, stirring the *Water* often. Then let it settle, decant the *Water* off, strain it through *brown Paper*; and to three pints of it, add half a pint of good *Spirit of Wine*, an *Ounce* of *Spirit of Vitriol*, and as much *Corrosive Sublimate* in fine powder. Mix for Use. If the Wound be pester'd with *proud-flesh*, add to this quantity of *Lime-water*, an *Ounce* of *Arsenick* in powder; if even that be too weak, you must burn the whole Wound with a *hot plate of Iron*, taking care not to touch the *Skin*, *Tendons*, and *Sinews*: Then anoint the burnt part with *Oil of Bay* warm, covering the whole Wound with *Flax*, and repeating the Application of the *Oil*, till the *Escar* loosens; after which, anoint it with *Basilicum*, or *Tallow*, till the *Scab* falls off: And you will find a fair *Skin* underneath, without the least Mark of *Burning*.

A Lime-water for Wounds.

The common *detergent* and *cleansing Remedies*, are too weak for *Horses*. *Salt Butter* cleanses more effectually, than any of them. Indeed *Unguentum Apostolorum*, and the *Neatsherd Ointment* are of very good use; and above all, the *Ointment Ægyptiacum*, which tho' it occasions some *Pain*, is nevertheless an innocent and very useful *Remedy*. Its Composition is as follows.

Take a pound of common *Honey*, and a pint of *Brandy*, boil them over a gentle *Fire*, in a *glaz'd Pot* or *Bason*, stirring them frequently with a *wooden Slice*, till they be perfectly united, and the *Brandy* disappears. Then add two *Ounces* of burnt *Allum*, beaten small, and four

The *Ointment Ægyptiacum*.

Ounces of Powder of Verdigrease sears'd, stirring and incorporating them with the other Ingredients. At last put an Ounce of Sublimate in fine Powder, stirring and boiling as before, till the whole be reduced to a Consistency. Then remove the Pot from the Fire, and continue stirring till the Ointment be cold, which must be kept in a cover'd Pot for use.

If you see any Signs of Putrifaction in the Part, mix two Ounces of *Aquafortis* with the *Aegyptiacum*. For a Caustick to eat the corrupt Flesh, without hurting the Nerves or Muscles, put the liquid Caustick into the Sore with a little Cotton, pressing it on with a Bandage, otherwise it will have no effect. You may renew the Application till you perceive that the Part is sufficiently penetrated. As often as you dress the Sore, wash it with the *Lime* or *yellow Water*, or with *black Soap* mix'd with *unslack'd Lime*. Sometimes you may cleanse the Bottom of a Sore with a *Tent*, anointed with *Egyptiacum*; and then you will find the *Tent* of a green Colour, by reason of the *Verdigrease* in the Composition.

*To make the
Flesh grow.*

Sometimes after old and neglected Sores, especially in the Feet, the Bones remain bare without Flesh to cover them; in which case, Take *Dragons Blood*, and *Bole Armoniack*, of each half an Ounce; *Mastick*, *Olibanum*, and *Sarcocolla*, of each three Drams; *Aloes*, *Round Birthwort*, and *Roots of Flower-de-Luce*, of each a Dram and an half. Mix and apply in the form of a Powder; or, which is better, mix it with *Turpentine* in the form of an Ointment.

*The Powder of
Sympathy.*

When the Wound is fair and clean, we usually compleat the Cure with drying Powders. But of all such Powders, the most successful and expeditious, is that called the *Powder of Sympathy*, viz. Put a convenient Quantity of *Roman Vitriol* (that of *Cyprus* will not

not do) in a flat-bottom'd Earthen Pan, and expose it in the open Air, to the hottest Rays of the Sun, removing it always at Night, and in moist Weather till the Vitriol be reduced to a white Calx. In the mean time you must stir it every Day with a Wooden Slice, for touching it with Iron, after the Sun has begun to unlock its Body, weakens its Vertue. When 'tis perfectly white, take it out, and preserve it for the true Powder of Sympathy: Which you are to strew upon a Cloth, dipp'd in the Blood of the Wound; and likewise upon a Cloth dipp'd in the Matter issuing from the Wound, if there be any, laying the Cloth afterwards in a temperate Place; or in a moist Place, if Suppuration be needful; or in a dry Place, if drying be requisite: And powdering the Substance every Day. If the Depth of the Wound requires Tents, put them in clean and dry, and always when you take 'em out, strew this Powder upon 'em. A Linnen-Cloth doubled five or six times, and dipp'd in the Solution of this Powder, and wrap'd about Wrenches and Sinew-Strains, renewing the Application twice a Day, is oftentimes more effectual than any Waters, Oils, or Ointments; tho' Sympathy is not the cause of its Efficacy.

Though the Powder of Sympathy is a most effectual Remedy for dangerous Wrenches and Strains in the Hoofs; yet some are so prejudiced, that they will not make use of it. Upon which account I shall subjoin the Description of an Ointment, that promotes the Cure of Wounds more in one Day than other Ointments do in a considerable space of time.

Take the green Leaves of long Birthwort, Paul's Betony, and Sage, of each a Handful and an half; Sanicle, an Handful; Roots of Marsh-mallows and Comfrey dry'd in the Shade, of each an Ounce; slice the Roots very small, and boil 'em in a Skillet with a pint of Cream, for the space of a Quarter of an Hour; after

The Hermit's
Ointment for
Wounds.

after which, add the leaves chop'd small, and boil them so long, till you can perceive nothing in the Skillet but a pure Butter, produc'd by the boiling of the Cream. Then strain it out into a Pot, and put into the same Skillet, a quarter of a pound of the Lard of a Hog fed with Acorns, cut into slices, and mixt with the remaining Herbs and Roots. Boil all together about a quarter of an hour, and strain out the melted Lard upon the Butter. In the next place boil two Ounces of Oil Olive in the Skillet, with the same Herbs and Roots, for the space of a quarter of an hour, and strain it out into the Pot with the Butter and melted Lard: After which, squeeze out all the juice and fat of the Herbs and Roots in the same Pot; and while they are still hot, add an Ounce of melted Tar, and an Ounce and an half of burnt Allum in Powder; incorporating the whole Mass, and stirring it till it be cold. Melt a little of this Ointment in a Spoon, and with a soft Pencil anoint the Wound very lightly once a day, covering it gently with Flax, or powder of old Ropes. If at the same time, you perceive spongy or proud Flesh, consume it with white Vitriol, dissolv'd in Spirit of Wine, and after the removal of the Scab, and Swelling, apply the Ointment. Giving the Fire will answer the same indication. But to cleanse the hidden Part of a Wound, that cannot be reach'd by Fire or Causticks, you must use the Lime or yellow Water prescrib'd above.

A Wound tending to Mortification, of a Gangrene is call'd a Gangrene; and a confirm'd Mortification is stil'd a Sphacelus. The signs of a Gangrene, are, an insensibility, lividness, and afterwards blackness of the part; a sudden and unwonted softness, and a smell resembling that of a dead Carcass. The Cure of a Sphacelus is impossible: A young Gangrene is cur'd, by an early Scarification of the part to the quick, with a Fleam; and

and washing it with *salt Water* twice a day, and covering the whole Wound with *Flax steep'd in the strongest Lime-water*; or, if that proves too weak, in the following *Water*.

Take of *Crude Allum* a pound, *German Copperas*, in course powder, half a pound, *Verdigrease* in fine powder, three ounces; boil all together in a gallon of strong *Vinegar*, to the Consumption of one half. Reserve the unstrain'd Liquor for Use, in a glass Viol, shaking the Glass as often as you apply it; and, in case it proves too weak, adding to each quart, two ounces of *Aquafortis*. Or,

*A Detergent
for a Gangrene*

Take of the strongest *White-wine* two ounces and a half, *Brandy* half a pint, *Spirit of Vitriol* two ounces: Mix in a two-quart Bottle; and an hour after, add two ounces of *Verdigrease*, in fine powder, *white Vitriol* four ounces, and *green Copperas* one pound, the two last in coarse powder. Stop the Bottle very close with a Cork and Hog's Bladder; then let it stand in infusion on hot Embers twenty four hours, shaking it every six hours. Then preserve it for use, shaking the Glass, and applying as above. 'Twill keep three Months.

When a Horse's Back is gall'd upon a Journey, take out a little of the Stuffing of the Pannel over the Swelling; then sew a piece of white, and very soft Leather on the inside of the Pannel. Anoint it with Salt Butter, and every Evening wipe it clean, rubbing till it grow soft, anointing it again with Butter, or for want of that with Grease. Wash the Swelling or Hurt every Evening with cold Water and Soap, and strew it with Salt, till the Horse be saddled in the Morning. Above all, a large quantity of *Sea-rush*, that is usually wrap'd about *Venice Glasses*, thrust into that part of the Pannel that touches the Sore, is of admirable use for *Saddle-Galls*.

A Gall'd Back.

Some-

Harnes-Galls.

Sometimes the Breasts of Coach-Horses are gall'd by their Harness, or rise in hard Bunches, especially in rainy Weather. In which case shave off the Hair about the Sore very close, and rub the whole Breasts with a *Lather* of *Water* and *black Soap*; then wash that Part of the Breast, which is usually cover'd with the *Petrel*, with *Salt-Water*, suffering it to dry up of it self. If the hardness of any Part of the Harness occasions the Galling, take it away, or cover it with little Bolsters.

To stanch Blood.

To stop a violent Flux of Blood, occasion'd by a Wound upon a large Vessel nothing is preferable to the *Powder of Sympathy*. If that cannot be had, you must lay bare and bind up the cut Vessel. If that proves impracticable, stop the Orifice of the Vessel with a Piece of *Roman Vitriol*, and apply a Bandage, if the Situation permits: If it does not, the surest way is, to apply a *Searing-Iron*. Those who are afraid of *Burning*, may take equal Quantities of *Colcothar*, *Frankincense*, and *Aloes in Powder*; and mix 'em with the *Whites of Eggs*, to the Thickness of *Honey*, adding a convenient Quantity of the *Hair of a Hare*, cut small; and in a different case, *Dragon's Blood*, *Man's Blood dry'd*, *Plaister*, and *Calcin'd Vitriol*; and apply the whole in a sufficient Quantity. After the Blood is stop't, you must not touch the Wound for three Days, to see whether the Vessel be exactly clos'd. The Simples for stopping a Flux of Blood, are the *Roots and Leaves of Nettles*, the *Bark of a Pomegranate and Pine-tree*, the *Leaves of Plantane and Willows*, *Services*, burnt *Galls* quench'd in *Vinegar*, *Bean-flower*, *Starch*, *Soot*, *Litharge*, *Ceruse*, *Vitriol*, *Colcothar*, *Allum*, a dry'd and pounded *Sponge*, and dry'd *Coriander-seeds*. Above all, the most effectual Remedies are *Causticks*, especially the Powder of *Arsenick*, which makes a large *Escar*. Only, when the Scab falls off, you must take care to prevent a

new Flux of Blood, by avoiding *sharp Remedies*, or the use of a *Probe*; and applying a *Mixture of equal Quantities of a Pomegranate, Roman Vitriol, and Allum.*

Having treated of *Simple Wounds*, I proceed to those occasion'd or preceded by *Swellings*. If a Horse is bit by another Horse on the *Neck*, or near the *Withers*, wash it with *Lime-Water*, or *Water and Soap*, or with the *second Water*, If there be only a simple Contusion, apply *Brandy*; if the Wound be small, apply *Oil of Walnuts* cold, mix'd with *red Wine*. If the Horse have large and fleshy *Withers*, the redundant Moisture occasioning proud Flesh, and hindering the drying of the Part, retards the *Cure*. A Hurt in the *Withers* occasion'd by the largeness of the *Saddle-Bands*, provided it is not very great, will certainly be cur'd by what follows.

Take the *Whites of six Eggs*; beat them with a *Piece of Allum*, almost as big as an *Egg*, for a *Quarter of an Hour* together, till the whole be reduced to a very thick *Scum or Froth*; with which you must rub the *Swelling*, and afterwards cover it with the rest of the *Froth*, suffering it to dry upon the Part; repeating the Application every tenth or twelfth, Hour, notwithstanding that the Heat and Swelling remains.

A Remedy for a small Hurt in the *Withers*.

If the Hurt be great, divert the Humours by letting Blood in the *Neck* at first, and repeating it after two Days. If a Tumour and Inflammation follows a Contusion, occasioned by the *Saddle-Bows*, anoint thrice a Day with the *Duke's Ointment*; and cover the *Withers* with a *Lamb's Skin*, laying the *Woolly side* next the Part, after you have bathed them with *Lime-Water* prepar'd without *Sublimate*; for that Remedy does very powerfully allay the Inflammation; and in this case *Defensives* are of no use.

A Remedy for a great Hurt in the *Withers*.

If the heat, distention, and beating of the Tumour, speak its tendency to *suppuration*, you must alter your method, and wash off the *Ointment* with luke-warm *Oxycrate*, mixt with a *handful of Salt*; and, as soon as the part is dry, chafe it gently four times a day, with an *Ointment* made of *half a pound of Populeon*; *Honey and black Soap*, of each a *quarter of a pound*; mix'd cold, and diluted with a *large glass of Spirit of Wine*. After which, cover the Sore with a *Lamb's Skin*, to promote the operation of the *Ointment*, which will dissipate the Humours and remove the heat.

During the external Cure of hurts in the *Withers*, give your Horse a Dose of *Cinnabar-Pills* for two days together, keeping him bridled two hours before, and after the taking of 'em; and repeating the same course after an interval of two days.

In case of a tendency to *Suppuration*, if you cannot procure the above-mentioned *Ointment*; Take an equal quantity of *Cummin-seed and Linseed in powder*, boil them in *Cows Milk*, with a large quantity of *Pidgeons Dung in powder*, and make a *Poultis* to ripen the Swelling, and assuage the Pain.

Take four Ounces of the Roots of *Marsh-mallows*, beaten, boil them in *Water*; and afterwards add leaves of *Mallows and Brank Ursin*, of each a *handful*. After they are well boil'd, beat them to a *Mash*, adding *Oil Olive and Butter*, of each two Ounces. With flower of *Fenugreekseed*, make a ripening *Poultis* to be applied warm.

When the Swelling is ripe, make one or more holes in the lower part of the Swelling, with a red hot Iron, about the bigness of the end of your Finger; and having prest out the Matter, dress the holes with soft *Tents*, besmear'd with the *Duke's Ointment*; or put in *Tents* of *Hogs-Lard*, reaching from one hole to the other; leaving no boggy or hollow place underneath, that the whole Matter may be
 evacu-

evacuated. If there be any hollow place, you must pierce the Skin at the end of it, with a red hot Iron; and then put in Tents with the *Duke's Ointment* from one hole to another; keeping the Sore moist with the *Duke's Ointment*, to allay the Inflammation; and, if there be a large hollow with a great putrefaction, injecting the *yellow Water*.

This method is preferable to incision, when the bottom of the Sore and the Bones are found. But, if the Bone be foul, the surest way is to cut off all that is corrupted, and even the *Mane*, if there be occasion, without touching the Nerve that runs along it; discovering at once the bottom of the Sore, and piercing it to the quick. You must cut the Sore sloping, without high or swelling Lips, to keep the Matter from stagnating; and carefully separate the corrupt flesh, from the *Neck-Sinew*; the cutting of which would certainly spoil the Horse. Having thus freed the Sore of its corruption, strew the place with red-hot Ashes, taken out of a burning Fire, till the Blood be stopt. Next day wash it with the *Water* of a *Smith's Forge*, lukewarm, or with *warm Wine*, *Urine*, or the *second Water*; and strew it again with *hot Ashes*, repeating the same method two or three times once in twenty four hours; for the *alkaline, ashy Salt*, being melted by the moisture of the Sore, destroys the *acid humour*, and consequently abates the Swelling, Heat, and other Symptoms. In an Army where you cannot easily come at *Ashes*, after the Incision, bathe the Sore with *Water*, fully laden with dissolv'd *Vitriol* or the *German green Copperas*, and bind on it Flax dipp'd in the same *Water*. After forty eight hours, take off the Dressing; and, if you perceive any Inflammation, renew the application of the Flax as above, till the heat and swelling are asswag'd. Then wash the Sore with the *Water of a Smith's Forge*, lukewarm, and after that with the *second Water*,

Water, or *Lime Water*; and besmear it with *Ox-Gall*; covering it very softly with *Flax*, or Powder of *old Ropes*; which, being remov'd, the next Day will leave the Sore fair and clean. Wash it again with the *second Water*, to allay the itching; and afterwards continue to anoint with *Ox-Gall*, and cover with *Flax*, and Powder of *old Ropes*, till it be heal'd. If you perceive any corrupt or bruised Flesh, burn the Part, or apply the Powder of *Colcothar*; and after the Scab falls off, continue to anoint as before with *Ox-Gall*. To consume proud Flesh, the Powder of *white Vitriol* will serve, where *Causticks* are inconvenient. If the *Ox Gall* does not answer, you must have recourse to the *Hermit's Ointment* for Wounds. To make the Flesh firm, you may strew it with *white Vitriol*, laying a convenient *Ointment* over it.

Swellings or Wounds on the Reins or Back are cured after the same manner with those on the Withers. So that the above-mention'd Remedies may serve in all Wounds whatsoever.

C H A P. XXII.

Of the Bitings of Mad Dogs, and Venomous Beasts.

THE Cure of *Madness*, occasion'd by the biting of a mad Dog, whether in Men or Cattle, is commonly thought to depend either on a Miracle, or dipping in the Sea. But a Pamphlet lately printed at *Poitiers*, has discover'd an easy and infallible Receipt for that Disease; which was confin'd as a Secret for several Ages, to a certain Family, and at last discover'd by a Jesuit of the same Family. This Medicine, says the *Pamphleteer*, is recommended

mended by so many Experiments, that those who live near the *Ocean*, prefer it to the use of the *Sea-Water*. 'Tis this.

If there be a *Wound*, cleanse it very carefully, scraping it with an *Iron Instrument*, without cutting away any part of it, unless it be so torn, that it cannot be united to the *Member*; then bathe the *Wound* with *Water* and *Wine*, somewhat warm, mix'd with a pugil of *Salt*.

The *Wound* being thus cleansed; Take *Rue*, *Sage*, and *Field-Daisies*, both *Leaves* and *Flowers*, of each a *Pugil* (this will serve for one *Wound*) with a convenient *Quantity* of the *Roots* of *Eglantine* or *Sweet-bryar*, and of *Spanish Scorzonera*, chop'd very small, and five or six *Heads* of *Garlick*, each of the bigness of a small *Nut*. Beat the *Eglantine* *Roots* with the *Sage* in a *Mortar*; then add the other *Ingredients*, with a *Pugil* of *Bay Salt*, beating them together in the same *Mortar*, to a *Mash*, a part of which you must apply to the *Part*; and, if the *Wound* be deep, you must likewise pour some of the *Juice* of the same *Mash* into it. This done, incorporate the remaining part of the *Mash* with a *Glass* of *White-wine* in a *Mortar*; and squeeze it through a *Linnen-Cloth*, giving the strain'd *Liquor* to be drunk fasting, washing the *Mouth* afterwards with *Wine* and *Water*, and fasting for three *Hours* after.

'Tis sufficient to scrape and wash the *Wound* the first *Day*; but the *Pultis* and *Potion* must be repeated nine *Days* together; after which, the *Patient* may freely converse with his *Friends*; and, if the *Wounds* are not perfectly cured, they may be dress'd like simple *Wounds*. In the case of *Dogs*, you may shift the *Wine* for *Milk*, because they drink it more easily.

An infallible Remedy for Madness, occasioned by Biting.

*Another easy
Remedy for
Bitings of Mad
Beasts.*

To prevent the trouble of a Journey to be dip'd in the Sea ; when one is bitten by a mad Beast. *Take a good quantity of Oyster-shells, lay them on hot Embers, and open them with a piece of a coal ; which being kindled, will burn or calscine the Shell. Let them lie in the fire 'till they grow brittle, and perfectly white ; after which, beat their lower half to a powder, which will keep as long as you will. Take this powder of the under half of the Oyster-shells (for the upper part is usefess) and fry it with Oil Olive ; of which, give to Horses, Dogs, and other Cattle, as much as they can swallow, once in two days, making 'em fast six hours before, and as long after it. To Men you may give the powder of the under part of one Oyster-shell, fry'd with Oil Olive, and made into a Pancake with four Eggs ; taking it fasting, and abstaining from eating six hours after.*

*Of the Bitings
of a sort of
Mice, bred in
rotten Straw.*

There are certain *Venomous Creatures*, resembling *Mice*, which breed in rotten Straw ; the bitings of which are fatal to Horses and Dogs ; and when a Cat eats them, she dies in a kind of Consumption. If they bite a Horse in the *Pasterne*, or *Fetlock-joint*, the part swells, extending the Tumor to the Hough, Cods and Fundament, and without timely assistance the Horse dies in eight and forty hours : If they bite the Belly of a Horse, the Tumor either rises towards the Throat, or extends to the Sheath ; and quickly kills him.

As for the Cure : If it be in the Leg ; *Tie a Ribbon or Garter of the breadth of an Inch, above the Swelling, to stop its progress ; and beat the swollen part with a branch of Gooseberry-bush, till it be all over bloody, then chafe it with a large quantity of Orvietan, or Venice-Treacle ; exhibiting inwardly, at the same time, an Ounce of either of these Medicines in Wine. The next day*

day anoint again, and exhibit *half an Ounce* of the same *Remedy*. After which, untie the Garter, chafe the Leg with *Spirit of Wine*, sew a Cloth dip'd in the same *Spirit* about the Swelling; and after that, rub the part with the *Duke's Oyntment*, to assuage the Swellings.

The same Remedies will serve for all *venomous Bitings* follow'd by Swellings: Bating the *Bitings of Serpents*, against which, I take the *Essence of Vipers* to be the most effectual remedy.

C H A P. XXIII.

Of a Cough.

HOrses are often subject to *Coughs*; against which, 'twill be proper to mix an equal quantity of *Fenugreek*, and flower of *Brimstone*, with moisten'd *Oats*; and to give 'em for ordinary drink a Pailful of *Water*, mix'd with a pound of *Hony*. For fat *Horses*, the continu'd use of a small handful of *Hempseed*, mix'd with *Oats*, is very serviceable; as also the infusion of that seed, in *White-Wine*, given after it has infus'd a Night. The continu'd use of a handful of *Juniper-Berries*, or of the *Wood*, and green leaves of *Tamarisk*, stamp'd, and mix'd with moisten'd *Oats* or *Bran*, rising every day from a smaller to a larger quantity; is likewise very proper. Or,

Take newly churn'd *Butter*, before it is wash'd, and *Hony*, of each a pound; with two Ounces of *Juniper-berries*, make Pills, to be roll'd up in powder of *Liquorice*; and given with a pint, or a pint and a half of *White-Wine*, keeping the *Horse* bridled two hours before, and

A Remedy
for a Cough.

three Hours after ; repeating the same two or three times, interposing a Day or two between the *Doses*. Or,

Another Remedy. *Take of clear Oil of Walnuts, newly drawn, a pint ; common Honey, a pound ; and thirty Grains of white Pepper beaten.* Mix, and give the whole once, or at most twice.

Two or three Nutmegs grated, with half a pint of Brandy, will cure a Cough in one Dose, unless the Horse be old. In which case it must be repeated ; or else infuse all Night a small Porringer of dry Pigeons Dung, beaten in a quart of White-wine ; in the Morning heat it till it begins to boil, then strain out the Liquor, to which add two ounces of Juice of Liquorice. Mix and exhibit, repeating the same thrice, interposing one Day between the Doses.

The English Pills for an old Cough. In inveterate Coughs that would not yield to common Remedies, I have seen the following Pills of singular use : *Take Flower of Brimstone, four ounces ; Anniseeds beaten, two ounces ; Liquorice dried in the Shade and beaten, four ounces ; Bayberries, in fine Powder, four ounces ; brown Sugar-candy, six ounces ; good Treacle, four ounces ; Oil Olive, eight ounces ; Tarr, two ounces.* Incorporate all together in a Mortar, and with four Eggs beaten in a Dish, make Pills weighing ten Drams each, to be dried in the Shade on a Hair-Sieve turn'd upside down. Give one of these Pills once a Day, for 20 Days together, in a Pint of Red or White-wine, keeping the Horse bridled an hour before, and two hours after ; giving him at the same time his usual Allowance of Meat, and walking, working, or riding him, as at other times. Tho' these Pills are moist, they'll never grow mouldy : They may also be beaten and mix'd with Bran.

C H A P. XXIV.

Of Obstructions of the Lungs, Fevers, and other Sickneses, occasion'd by Foundering.

A Horse, which had so great an Oppression in the Flanks, that he was thought to be *Pursive*, and given over for lost, was perfectly cured by the following Remedy.

A Remedy for Obstructions of the Lungs.

Take *Carduus Benedictus*, Mossy Lungwort, chopp'd small, of each an Handful; Mistletoe of the Oak beaten, an Ounce; Roots of Marsh mallows, and Elecampane stamp'd in a Mortar, half an Ounce; Hyssop, two Handfuls. Boil the Ingredients about half an Hour; then press out the Liquor, and add half an Ounce of Juice of Liquorice; an Ounce of the Powder of Liquorice; Anniseed and Fennel-seed, in fine Powder, of each half an Ounce; a Scruple of Saffron; half a Pound of clarified Honey, and a Quart of White-wine. Make a Decoction to be given blood-warm at two Doses, keeping the Horse bridled six Hours before, and walking him an Hour after, and keeping him bridled four Hours longer. Continue the use of this four Days together, then intermit three Days, and after that give him four Doses more. If this does not succeed, give him a Purging Medicine, and after that the following Powder, *viz.*

Take three Pound of Linseed, dried in a Furnace; three Ounces of Gentian; two Ounces of Fenugreek; of Elecampane, an Ounce and an half; Sage, and Hyssop, of each three Ounces; Brimstone, half a Pound. Make a Powder, of which give two Spoonfuls with Bran every Morning, keeping the Horse bridled for an Hour and an half after it.

A Remedy for Fevers.

A Fever join'd to Foundering, requires more timely and quick assistance. In this case, inject a Clyster of the *Emollient Decoction*, with half a pound of Hony, lukewarm; or boil an Ounce of *Crocus Metallorum* in fine powder, in five pints of Beer, for half a quarter of an hour; then suffering it to settle, pour off the liquor, strain it thro' a linnen Cloth doubled, adding a quarter of a pound of Butter; and inject the whole lukewarm, at four in the Afternoon: At six exhibit the following Remedy, keeping the Horse bridled till eight.

Take the distill'd Waters of *Carduus Benedictus*, and *Scabious*, of each six Ounces; Waters of the *Queen of the Meadow*, *Cinnamon* and *Succory*, of each four Ounces; thin *Conserve of Roses*, two Ounces; *Confection of Alkermes*, without *Musk* or *Ambergrease*, an Ounce; *Venice-Treacle*, half a Dram; powder of *Oriental Saffron*, six Grains. Mix, and give it with a Horn, rinsing the Horn and the Horse's Mouth with a mixture of the Waters of *Carduus Benedictus*, *Succory* and *Scabious*, of each an Ounce and a half. Next day at four in the Afternoon, inject the Clyster prescrib'd above; at six, let him bleed in the two *Plait Veins* of the *Thighs*, keeping him bridled two hours after. Repeat the Dose of the Remedy two or three times; but not the bleeding, without necessity. In the mean time let him eat a little Hay, inject Clysters often, and wash his Mouth frequently with *Verjuice*, *Salt*, and *Hony*. For his ordinary drink, infuse in a Pailful of Water, the Dough of a *Penny-Loaf*, ready to be put into the Oven; which is infinitely better than *Flower*. If the Horse continues long in a lying posture, 'tis a very good sign, as intimating that his difficulty of breathing is not great; and tho' he complains more when lying, than when standing, that is not to be regarded, since the soundest Horses are wont to do the same.

For

For another Remedy in the like case: *Take the Waters of Scorzonera, Queen of the Meadow, Carduus Benedictus and Scabious, of all two pints and an half, dissolving in the same an Ounce of the Confection of Hyacinth, without Musk or Ambergrease, and one Treacle Pill in powder.* Mix, and give it with a Horn in the Morning, rinsing the Pot, Horn, and the Horse's Mouth with *half a pint of wild Succory Water*; and keeping him bridled three hours before, and two hours after. At Night inject a Clyster lukewarm, of *an Ounce and a half of Sal Polychrest, and half an Ounce of Pulp of Coloquintida, without the seeds, boil'd in five pints of Beer, half a quarter of an hour*; dissolving in the strain'd Liquor *a quarter of a pound of good Populeum.* The frequent Repetition of this Clyster, will promote the cure very much.

Another Remedy.

The *Lieutenant's Decoction* is likewise very proper, *viz. Take Carduus Benedictus, and Hyssop, of each a handful; juice of Liquorice two Ounces; Roots of Gentian, stamp'd in a Mortar, an Ounce.*

A Decoction against Fevers in Founder'd Horses,

Boil 'em in a pint and an half of Water for half an hour, then remove it from the Fire, and add a pint of White-Wine, and as much Saffron as you can list with three Fingers. Strain out the Liquor for one or two Doses; the next day after this is taken, let your Horse bleed in the Flanks, and keep him in a temperate place.

Since Horses in this condition are wont to eat very little, they must be nourish'd with *cleans'd Barly*, without *Butter* or *Fat*; or with *Bread* or *Bran*; remembering to put the Bitt frequently into the Horse's Mouth; and always to offer him meat when you unbridle him.

C H A P. XXV.

Of the Preparations and Vertues of Crocus Metallorum, Sal Polychrest, and the Golden Sulphur of Antimony.

Liver of Antimony.

TO prepare the *Crocus Metallorum*; Take equal Quantities of the crude Antimony that is fullest of Points, and Nitre. Pound 'em separately; mix 'em in a Crucible; set 'em on Fire with a Match or live Coal. When the Flame is extinguish'd, separate the Liver from the Scorixæ, under which you'll find it; reduce it to a very fine Powder; then throw it into Water, and beat again in the same Mortar, that which the Water cannot dissolve; continuing after the same manner, till the whole Matter be reduced to an impalpable Powder. Then let the Water settle, and at the Bottom you will find a Liver-colour'd Powder, which you must continue to wash by pouring on fresh Water, till the Salt of the Nitre, that is not consumed by the Flame, be wholly separated from the Powder. This *Crocus*, and its Infusion in Wine, is given only to Men: For 'tis not proper for Horses. Instead of it, we prepare a Liver of Antimony, thus:

Take of choice crude Antimony grossly beaten, six Pounds; Salt-petre, of the second Solution (the white and refined being too violent) four Pounds and an half. Mix the Nitre, beaten very small, with the Antimony, in an Iron Pot, or Brass Mortar, so that two Thirds may remain empty; then kindle the matter as above, standing at a convenient distance to avoid the fumes of the Antimony. When the matter is cold, turn up the Mortar, for the Liver lies at the Bottom, under the Scorixæ; and if it be
right

right prepar'd, shines like Glass, and is of a very dark brown Colour. The *Scoria*, being a Combination of the *Sulphur* of *Antimony* and *Nitre*, are of excellent use in all *Clysters*, where *Sal Polychrest* is prescrib'd. The *Liver* must not be wash'd, for by that means 'tis stripp'd of its *Vertues*. *Two Ounces* of it, reduced to fine *Powder*, and given to a *Horse* with *Oats* or moisten'd *Bran*, once a *Day* for the space of a *Month*, is an universal *Medicine* for *loss of Appetite*, *Worms*, *Wounds*, *Farcin*, *Mange*, *Obstructions*, *wasted Limbs*, *Cough*, *Shortness of Breath*; and in a word, for all *Distempers* that do not require *hot Medicines*. It operates without any sensible *Evacuation*, throwing out the *Impurity* of the *Blood* by *insensible Transpiration*; upon which account 'tis, that when a *Horse* is curry'd, we find the *Impurity* of *Filth* sticking to his *Skin* much increased upon the first taking of this *Medicine*. It cools and refreshes the *Body*, and by consequence is not proper in the *Glanders*, *Strangles*, or *Running at the Nose*.

I know the ancient Physicians decry'd *Antimonial Preparations*, as being full of *Arsenical and Corrosive Spirits*: But Experience gives it against them; for I have given to several *Horses* *four or five Pounds* of this *Remedy*, in daily *Doses*, without *Intermission*; and was so far from observing any *Corrosion* in the *Stomach* or *Intestines*, that it rendred them *brisk*, *lusty*, and *fat*. This *Remedy* purifies the whole *Mass* of *Blood* by *insensible Transpiration*, and accordingly raises a *Commotion* and *Ebullition* in the *Blood*, when 'tis first taken; upon which account, during the first ten *Days*, you must neither gallop, nor work, nor even ride the *Horse* much, for fear of *Foundering* him. 'Tis true, moderate *Exercise* is very necessary for promoting the *Expulsion* of the *impure Vapours* by the *Pores* of the *Skin*; but vehement *Exercise*, especially in the beginning, is extremely

treably hurtful; and when he sweats, you must carefully wipe and dry him, and prevent his growing suddenly cold; tho' after the first Ebullition of the Blood is over, you need not confine your self to so strict an observance of those Cautions. Neither this, nor any other Preparation of *Antimony*, has any *Purgative* influence upon Horses: For I gave to a Horse, two Pills of the *Regulus of Antimony*, of the bigness of a large Nut; and two days and a half after, he voided them, without any alteration, or the least sign of Purgation. I gave the same Pills to another Horse, who two days after voided one, and kept the other in his body seven Years.

The Emetick Wine.

To make *Emetick Wine*: Let two Ounces of *Liver of Antimony* in fine powder, stand twenty four hours in a cold Infusion in three pints of *White-Wine*; then pour off a quart, and add another in its place; repeating the abstraction of the old, and the addition of fresh Wine, five or six times. 'Tis an excellent Medicine, both for Men and Horses.

The Analysis of crude Antimony.

To satisfy the curious, I shall here take occasion to unfold the nature of *crude Antimony*. 'Tis a cheap and common Mineral, approaching to a Metallick Body, of a black colour, somewhat bluish, with large points like Needles, shining like polish'd Tin. 'Tis compos'd of a pure fix'd Sulphur, approaching to that of Gold, and an Inflammable Sulphur like common Brimstone, with a great deal of solid and well concocted *Mercury*, and a little thick and fat Earth. The *Hungarian* is the best. The design of all its Preparations, is to open and unlock the body of the *Regulus*, by reducing it to smaller and more penetrating Atoms; which assume the figure of the Salts, with which they are joyn'd; and may again be reinstated in their primitive form by *Nitre* or *Borax*.

Since

Since all fusible Medicines exert their force more actively, than in dissolveable lumps; it must needs be of great use to render *Sulphur* or its *Flowers* fusible, they being justly reckon'd the *Balsam of the Lungs*. For which end set a *Crucible*, or *Iron Pot*, in the midst of an heap of live Coals, till it be all over red hot, even at the bottom; then cast into it with a Spoon, a mixture of *Sulphur* and *fine Nitre*, both in powder, half an Ounce of each. 'Twill break out into a Flame. When the Flame disappears, stir the matter at the bottom with some Iron Instrument, to make the Fire penetrate it more effectually; and cast in more of the same mixture by Spoonfuls, stirring the matter as before, after the disappearance of the Flame, between every Spoonful; continuing after the same manner, till all the mixture is cast in. Then cover the *Crucible*, and lay Coals on the top, and every where round the sides, suffering it to cool of it self. After 'tis cold, beat the matter to powder, which, if rightly prepar'd, will be of a pale Rose colour; or else white, when the *Nitre* is not very pure. If it be greyish, 'tis naught. Four pounds of the mixture will yield a pound and a half of *Salt*.

This *Salt* dissolves in Water, and grows red in the Fire without wasting. 'Tis so very cooling, that it must not be given alone; but corrected with half an ounce of *Juniper-berries* to an ounce of the *Salt*; or with scrapings of *Nutmeg* in moisten'd Bran. If the Horse will not eat it so, let it infuse all Night in a quart of Wine, and give the Infusion lukewarm to the Horse, fasting. If its cooling quality offends him, he will lose his Appetite, and his Hair will bristle and stare, especially in the Flanks; in which case it ought to be shifted for *Cordial Powders*; for tho' the intemperance of Men, and the inflaming Fire of their passions calls for

cooling

cooling Medicines; yet Horses, who are free from such Commotions, stand rarely in need of *cooling Remedies*. However, for a Beating of the Flanks, and a bak'd Driness of the Dung, three or four *Clysters*, with two Ounces of *Sal Polychrest*, to each *Clyster*, are of very good use.

*An excellent
Medicine for
Men.*

Tho' I have no Design to invade a Physician's Province, I cannot but take notice of an excellent Preparation of *Sal Polychrest* of peculiar use to Men, in Obstructions of the Bowels, Stoppage of the Lungs, Spitting of Blood, and Falls; which purges gently without heating the Body. 'Tis this: *Take Sal Polychrest, dissolve it in Water, strain the Water, and boil it till there appears a Film on the Top; then put it into a Wooden Vessel, and set it to crySTALLISE in a Cellar.* Then take four Drams of these Chrystals, one Stalk of *Liquorice* beaten, two Pugils of the Flowers of double *Damask Roses*, either fresh or dry; or, instead of these, of *Violet Flowers*. Put all into an *Earthen Pot*, with a *Quart* of boiling *Water*, and let them stand in *Infusion* all Night. In a Morning drink a large Glassful of the *Water*, and another about an Hour after. You may likewise dissolve half an Ounce of these Chrystals, in two *Quarts* of *Water*, for a *Diet-drink*, to be used at Meals.

*The Golden
Sulphur of An-
timony.*

The true Preparation of the *Golden Sulphur of Antimony* is as follows: *Take of crude Antimony, two Pounds; Tartar, a Pound; fine Nitre, half a Pound; make a Regulus according to Art, and boil the Scorix in a sufficient Quantity of Water, stirring it from time to time till part of the Scorix be dissolved.* Filter the Solution through brown Paper, and reserve the strain'd Liquor. At the same time, boil a sufficient Quantity of *Tartar* in *Wine*, stirring it till it be dissolv'd, which will require a considerable time. Then pour by degrees the Solution of the *Tartar* upon the
Solution

Solution of the Scorixæ, in an Earthen Pot; and they'll precipitate a brown Powder, throwing out a strong and stinking Smell. Dry this Powder on brown Paper, and preserve it for the Golden Sulphur of Antimony. Infuse all Night from half an ounce to an ounce of this Sulphur, with a double Quantity of fine white Flour (to keep it from falling to the bottom) in a quart of White-wine; and give the Infusion to your Horse every Morning, for fifteen or twenty Days, keeping him bridled two Hours before, and three Hours after.

This Remedy does admirably redress the lank and heated Flanks of lean and tired Horses, and dispels those Humours that keep 'em from growing fat. It does not purge Horses, but by insensible Transpiration purifies the Blood, loosens the Skin from the Bones, cools the internal Parts, opens the Passages, and encreases the natural Heat; for whereas other cooling Medicines make the Horse lean, and the Hair to stare, and sink the Appetite, this is attended with no such Inconveniency. 'Tis not only of use for lean and tired Horses, but likewise for the Cure of the *Farcin, Scab, Cough, Peeling of the Head,* and a *beginning Purpiveness.*

Those who cannot go to the charge of the above-mention'd Medicines for Horses tired with hard Riding, may bleed the Horse in the Neck; the next Day inject a Clyster with *an ounce and an half of Sal Polychrest;* and the Day following exhibit *a pound and a half of Oil Olive,* keeping him bridled two Hours before, and after; and four days after that give him the following *Purging and Comforting Potion.*

A cheap Method of curing tired Horses.

Take the Electuary of Diacarthamum, and fine Catholicum of Nicolaus, of each an ounce; Venice-Treacle, two Drams; liquid Conserve of Red Roses, and Powder of Senna Leaves, of each an ounce; Pulp of Cassia,

A Purging and Comforting Potion.

318 *The Compleat Horseman: or,*

Cassia, two Ounces ; juice of *Liquorice*, half an Ounce ; *Scammony Sulphurated*, two Drams ; *Anniseed* and *Cumminseed*, of each a Dram. Give all in a quart of *White-Wine*, keeping him bridled six hours before, and two hours after. If this does not make a sufficient purgation, give him a *purging Clyster*. Feed him with *moisten'd Hay* and *hony'd Water*. If after all, you perceive no amendment, you must have recourse to the *Cordial Pouder*, the *Golden Sulphur*, and *Clysters* ; and afterwards repeat the *Purgation*. If the *purging Potion* is too chargeable, give the Medicines prescrib'd in the next Chapter.

C H A P. XXVI.

The Method of Fattening Horses.

FOR an easy, cheap, and very effectual Method of *Fattening a Horse* ; after you have let him blood, give him for his ordinary and only Drink, a pailful of *Water*, after half a Bushel of coarse *Barley Meal* has been stir'd in it for a considerable time, and then suffer'd to fall to the bottom, the *Water* being pour'd off into another Pail : Make him eat the *Meal* remaining at the bottom, Morning, Noon, and Night ; adding to it a little *Bran* or *Oats*, if he refuses to eat it ; and afterwards lessening the quantity of the *Bran* or *Oats*, gradually, till you bring him to eat the *Meal* alone. The *Barley* must be ground every day, for it quickly grows soure. Continue this *Diet* twenty days ; and when your Horse grows lusty, take him off from it by degrees, giving him at first *Oats* once a day, and the *Meal* twice, and afterwards the *Meal* but once, and the *Oats* twice, and so on. In the mean time you may give

give him *Hay* and good *Straw*; but you must not ride him, only walk him softly about half an hour in the middle of the day.

After he has eaten *Barley Meal* eight days, give him the following *Purgative*, if you find he stands in need of it. Take of the finest *Aloes*, an Ounce and half; *Agarick*, and *Roots of Florentine Orris*, of each an Ounce; beat all to powder, and give 'em with a quart of *Milk*, warm from the Cow, keeping him bridled six hours before, and four hours after, without discontinuing his usual *Diet*. Since the body was cool'd before by the *Diet*, the purge will occasion no heat or disorder. The same *Diet* is an admirable preservative from several *Distempers*, especially at the end of a Campaign, or after a long Journey.

If the Horse loses his Appetite, when he begins to eat the *Meal*, tye a *chewing Ball* to his Bitt, renewing it often; for it not only restores the Appetite, but contributes to the Fattening of the Horse.

C H A P. XXVII.

Of the Palpitation of the Heart.

THE *Beating*, or *Palpitation of the Heart*, is a violent motion, by which it endeavours to expel something that oppresses it. 'Tis occasion'd by hard riding, violent exercise, corrupt *Water*, bad nourishment, and whatever produces heat or obstructions. When 'tis violent, the motion may be perceiv'd on the sides, as likewise a noise like the blows of a Hammer. Some Horses bear it without loss of Appetite, or any extraordinary beating in the Flanks. 'Tis a vehement *Distemper*,
but

but not mortal, unless it be accompanied with a *Fever*. Horses once seiz'd with it are usually subject to it afterwards.

The *Cure* is performed by a frequent repetition of *Bleeding*, *Clysters*, and *Cordial Remedies*. For *Clysters*, I refer you to the foregoing Chapters. As for *Cordials*, you have the *Electuary of Kermes*, the *Cordial Powder*, the *Lieutenant's Powder*, and the *Cordial Balls*; which are to be repeated every Day, or at least once in two Days. If the *Palpitation* be accompanied with a vehement beating in the Flanks, give him a quart of a *Cordial Mixture*, of the *Waters of Vipers-grass*, *Scabious*, *Carduus Benedictus*, and *Roses*, with an ounce of the *Confection of Hyacinth* without *Musk* or *Ambergreese*, and one of the *Cordial Balls* reduced to Powder, rinsing the Pot and Horn with half a pint of the same *Cordial Waters*. Or,

An easy Remedy for a Palpitation of the Heart.

Take Bugloss, Borrage, and Bawm, of each a handful; boil 'em in a sufficient Quantity of Water for the space of half a Quarter of an Hour, till the Water be reduced to a Pint. Then removing it from the Fire, add two Handfuls of Sorrel, and let it stand till it be cold. Dissolve in the strained Liquor, an Ounce and a half of the Conserve of Roses, half an Ounce of the Confection of Hyacinth without Musk or Ambergreese, and ten Grains of Saffron. Make your Horse drink it lukewarm, and two Hours after, give him an *Emollient Clyster*, with *Sal Polychrest*, repeating the *Clyster* every six Hours, and the *Potion* once a Day; keeping him to a spare Diet of moistened Bran, without Oats, and walking him frequently at a Foot-pace. When the *Palpitation* is perfectly cur'd, 'twill be convenient to give him the *Purge* prescribed in the foregoing Chapter, walking him next Day till the Evacuation is quite over: After which, you may give

give him his usual Allowance of *Oats*. This is a general Method of Cure for all Sorts of *Palpitations*.

If it be Summer, and if you perceive an excessive Heat in the Horse's Body, let him bleed in the *Neck-Vein*, and make him stand in Water up to the Neck for an Hour; then give him a Draught, compos'd of the *Waters of Vipers grass, Scabious, Roses, and bitter Succory*, of each a glassful; with an Ounce of *Cream of Tartar*, and four Ounces of *Syrup of the Juice of Sorrel, or of Violets*: You may likewise give him an Ounce of *Sal Polychrest* in a Quart of *Wine*, and walk him an Hour or less, according to his Strength. and afterwards give him an *Emollient and Cooling Clyster*, with *Sal Polychrest* in it.

For a Palpitation from an excessive Heat.

If it be Winter, and no excessive Heat be perceiv'd in the Horse's Body, omit letting Blood, unless there be a great Oppression (in which case you may open the Veins of the Thighs, or that in the Brisket) and exhibit the following *Cordial Potion*.

For a cold Palpitation of the Heart.

Take *Carduus Benedictus, Sage, and Rosemary*, of each a Handful; boil 'em in a Pint and a half of *Water*, to the consumption of half a Pint. To the strain'd *Liquor* add a Pint of *White-wine*; *Juniper Berries, round Birthwort, Myrrh, and Shavings of Ivory*, of each a Dram; *Galangal, Cinnamon and Cloves*, of each a Scruple; *Saffron, six Grains, all in fine Powder*. Make your Horse drink this *Potion* lukewarm, then walk him half an Hour; and two Hours after give him a *Clyster* of three Quarts of the *Emollient Decoction*, with four Ounces of the *Carminative purging Oil*, a Quarter of a Pound of *Oil of Bay*, and two Ounces of *Butter*.

In all cases, you must be cautious of over-cooling the Horse's Body; for, as I said before, their Condition is different from that of Mens.

C H A P. XXVIII.

Of Fevers.

Vigorous young Horses of a slender make, are often attack'd by *putrid Fevers*; in which case, they stupidly hang their Heads, and can scarce keep their Eyes open; they reel as they go; the Tongue and Roof of the Mouth is blackish, rough and dry; a great heat is spread over all the Body; their Eyes are red, their Breath hot and sharp, and their Flanks beat violently.

As for the *Cure*: Let Blood immediately, sometimes in the Neck, Temple, or Eye-Veins; and sometimes in the Brisket, Flanks, or Veins of the Thighs; for Bleeding eases the distended Vessels, allays the Heat and Ebullition; and by lessening the quantity of the Humours, gives nature an opportunity of subduing the rest. Feed the Horse with *green Barley, Dandelion, and the Tops of Vine-leaves*; and that in such a quantity, as is just sufficient to keep him from starving. For his *ordinary drink*, boil *two Ounces of white Tartar*, in fine powder, in *two quarts of Water*, for a quarter of an hour: Then pour the Decoction into a Pailful of Water, with a *handful of Barley-flower*; and let him drink as much as he pleases.

*An excellent
cheap Remedy
for Fevers.*

Nothing is of more use for allaying the Heat, and quieting the Commotion of the Humours, and provoking Urine powerfully, than what fol-

follows. Put a quart of Water, with two Ounces of Salt of Tartar in a brazen Pot, with a cover, and set it over the Fire, till the Salt be dissolv'd. Dissolve after the same manner, an Ounce of Sal Armoniack in powder, in another quart of Water. Mix the two Solutions in a Pail, and fill up the Pail with Water, adding a little Barley-flower, to qualify the unpleasent Taste. This Febrifuge ought always to be mixt with his drink, for it excels Sal Prunella, and all others that can be prescrib'd. When the Horse does not eat or drink, let him be always bridled, with a Bag ty'd to the Bitt, containing, *Ass-fœtida* and *Savin*, both in powder, of each half an Ounce.

Cordial Waters are very proper in this Case, for they inable Nature to resist the malignity, and by their moisture allay the internal heat. For Instance: Take three pints of the Waters of *Scabious*, *Carduus Benedictus*, *Scorzonera*, and *Queen of the Meadow*, with an Ounce of the Confection of *Alkermes*. Make the Horse drink it up; and repeat it next day, if there be occasion.

*A Cordial Po-
tion.*

Above all, *Clysters* repeated, if there be occasion, three or four times a day, relieve the Horse most effectually. Take two Ounces of the *Scoriæ of Liver of Antimony*, in fine powder; boil them in five pints of *Whey*, made of Cows Milk; and after two or three brisk waums, remove it from the Fire, and immediately add two heads of *Coloquintida*, sliced small; and after 'tis half cold, press out the Liquor, to which add a quarter of a pound of *Butter*, and inject it lukewarm. This is a *Purgative Clyster*, that must not be used daily; but the following may be repeated several times a day.

*A Purging
Clyster for
Fever.*

A cooling
Clyster.

Take a sufficient Quantity of the softening Herbs and Fennel-seed, beaten with an Ounce and an half of Sal Polychrest, and two Handfuls of whole Barley. Boil and strain, adding to the strain'd Liquor Oil of Roses and Violets, of each four Ounces ; extracted Cassia or Benedictum Laxativum, three Ounces. Inject it often, and rub the Horse now and then against the Hair, to give vent to the fuliginous Vapours by opening the Pores. But if the Fever continues three Days without Intermission, you may supersede all Medicines, and throw the Horse upon the Dunghil ; for in that time, the *Liver* is quite consum'd by the Heat, as appears by the Dissection of Horses that die of Fevers.

A Purge for a
Fever.

In the Declension of the Fever, it will be necessary to exhibit a Purge ; for which end, I recommend the following, which purges effectually, without heating the Body.

Take Powder of white Tartar, and fine Nitre, of each two Ounces ; put 'em in an Earthen Dish, and kindle 'em with a live Coal. After the matter is sufficiently burnt and cold, beat it to a fine Powder ; put it into Water and White-wine, of each a Quart, with four Ounces of Senna. Let 'em stand all Night in a cold Infusion. Then pour the strain'd Infusion upon four or five Drams of Scammony in fine Powder, incorporated with half a Pound of Honey prepar'd with the Herb Mercury, stirring all gently with a Pestle in a Mortar. Give the whole Quantity keeping the Horse bridled four Hours before, and three Hours after. Feed him with moisten'd Bran instead of Oats ; and twenty four Hours after, walk him gently for the space of an Hour, This Medicine may be safely administer'd on all Occasions, without any Danger of heating, or inflaming the Body.

C H A P. XXIX.

Of the Farcin.

THE *Farcin* is a Swelling, that frequently appears with an Ulcer, spreading almost over the whole Body; caused by a Corruption in the Blood, and a certain Malignity of the Humours. It has some Affinity with the *French Pox* in Men; and is cured like that, by removing the Cause, *i. e.* purifying and sweetening the Blood; for which end, feed your Horse with *moisten'd Bran*, bleed him, and two Days after keep him bridled six Hours, or till Morning; at which time give him *Sassafras Wood, Sarsaparilla, and Guaiacum, in gross Powder, of each three Ounces, in a Quart of White-wine*; rinsing the Pot and Horn with *half a Pint of the same Wine*, which he must also drink, and stand bridled six Hours. Then give him *moisten'd Bran* and *Hay*, and suffer him to eat and drink two Hours. Then let him stand bridled all Night as before, and take the same Dose next Morning; continuing the same Method three, or, if need be, six Days. When the Knots are ripe, open them, if they do not break of their own accord; and having drawn out all the Matter, dress 'em every Day with the *Ointment of Portugal*.

*An excellent
Remedy for
the Farcin.*

If a *Farcin* be of so long standing, that the Liver and Lungs are corrupted and wasted; or that it is accompanied with a Running at the Nose, or seizes on the Kernels, or that the Knots void great Pieces of Flesh, like large Mushromes; no Cure is to be expected, especially after a successful Administration.

Of an inveterate Farcin.

of the foregoing Remedies. However, if the Lungs are only dry'd, and but slightly ulcerated, somewhat may be done ; or because the condition of the Lungs is not easily trac'd, 'twill be proper to make a trial, by making the Horse champ twenty four hours together, upon *two Ounces* of *Assa-fœtida*, spread upon a Stick, and wrap'd up in a Cloth, without suffering him to eat or drink all the while ; for a Horse may fast so long without danger. By this means he will cast forth a prodigious quantity of filthy humours ; and, if the Lungs be not consum'd, or the Liver ulcerated, he may recover. And perhaps it would not be amiss to put a second stick of fresh *Assa-fœtida* into his Mouth, after twelve hours.

This done ; if the Horse be fleshy and full of raw, tough, and viscus Humours, like your *Dutch* bulky Horses: *Infuse ten Ounces* of the shavings of *Guaiacum-wood*, or, for want of that, of *Box-wood*, in *nine pints* of *Water*, for *twelve hours*, on hot *Ashes*. Then boil with a gentle heat in a cover'd Vessel, to the consumption of the third part of the *Water*. Give the Horse a quart of the strain'd liquor every day, for eight days together, keeping him bridled three hours before and after ; and then purge him, for the Decoction attenuates and prepares the Humour for *Evacuation*.

If the Horse be lean, dry, and cholerick ; Put *four Ounces* of *China Roots*, cut very small, into a large glass Bottle, well stopp'd. After they've infus'd fifteen hours, boil 'em over a gentle Fire, in a cover'd Vessel, to the consumption of one half. Give your Horse a third part of the strain'd liquor lukewarm, every Morning, keeping him bridled two hours before and after. It must be prepar'd fresh every three days, because 'tis apt to soure. After eight Doses, purge him, for this Decoction prepares the

Hu-

Humours for Evacuation, without augmenting the Heat.

For a Horse of a middling nature, give, for six or eight Days, the Decoction of *Sarsaparilla*, prepar'd like that of *China*, only allowing a third part more of *Sarsaparilla*, because 'tis to prepare thicker Humours, in order to purgation; which succeeds much better after a suitable preparation of the Humours:

After *Purgation*, repeat the *Decoctions* to dry the Habit of the Body. The same method of Cure is also very effectual for Coach-Horses troubled with *Pains* or *filthy Sores* in their Legs; for this extirpates the Cause, and prevents Relapses, which other methods will not do. Instead of the *Decoctions*, you may exhibit two Ounces of the powder of the respective Ingredients, in a quart of *White-Wine*, tho' indeed the powders are not altogether so good, as the *Decoctions*; especially that of *China* for lean, dry, and cholerick Horses. *Sassafras* in powder, is no despicable Medicine.

C H A P. XXX.

Of the Ebullition of the Blood, or Blood-Running Itch.

Long rest, and want of exercise, hindring the dissipation of superfluous Humours, do usually occasion a redundancy of Blood, upon which its subtiler part penetrating the substance of the Flesh, causes external Tumors, oftentimes mistaken for the *Farcin*; tho' the suddenness of their appearance, and their easy Cure, together with their softness and looseness, are plain distinguishing marks.

This Distemper is easily cur'd by bleeding plentifully once or twice in the *Neck-Veins*. If unseasonable Bleeding occasions a Fever, by repelling the Humour, you must immediately inject a *Clyster*; and an Hour after give an Ounce or two of *Venice Treacle* or *Diateffaron* in *Wine*; which will drive out the Humour, and at last cure the Horse.

Sometimes the excessive Heat and Boiling of the Blood, occasions its forming it self into little Knots, or Bunches, in several Parts of the Body; which is effectually cured by giving every Day an Ounce and half of *Liver of Antimony*; or three or four Doses of *Cinnabar Pills*; for such Medicines cool and purifie the Blood. *Sal Prunella* given in the Horse's Bran, will prevent this Distemper, by expelling the bilious Scrofities, and that perhaps by Urine.

C H A P. XXXI.

Of the Molten Grease.

THE Molten Grease is a Distemper, to which fat Horses are most subject; for their tough slimy Humours (mistaken for melted Fat) are by Vertue of an Agitation and a provident struggle of Nature, thrown into the Guts, in order to Evacuation; and this Case is best known, by putting one's Hand into the Horse's Fundament; for if the *Grease* is *Molten*, a whitish Film will cover the Excrements thus drawn forth.

Upon the least Suspicion of the *Molten Grease*, put into the Horse's Fundament your Hand and Arm, anointed with *fresh Butter*; and draw forth not only the Dung, but all the slimy Humours.

After

After you have rak'd him carefully, let him bleed in the Neck; and half an Hour after inject a Clyster of two Ounces of *Benedictum Laxativum*, one Ounce of *Sal Gemma*, (or *Sal Polychrest*, or the *Scoria of Liver of Antimony*,) and a quarter of a Pound of *Honey of Violets*; all dissolv'd in two Quarts of the common Decoction; adding *Emetick Wine*, and the *Urine of a sound Man*, of each a Pint. Then walk him gently, for half an Hour, to make the Clyster work. After that, give him about half a Pint of the *Juice of Housleek*, mix'd with a Pint of *White-wine*, walking him gently for the space of an Hour; for that *Juice* both cools, cleanses, and heals: Afterwards repeat the Clyster, and endeavour by all means to retrieve his Appetite.

I have often administr'd the following Clyster, with very good Success. After you have rak'd your Horse, and allow'd him some time to rest, cut the Neck of a young Sheep or great Lamb in the Stable, receive the Blood into a hot Pipe, and inject it warm by way of Clyster; to be repeated every twelve Hours, instead of all other Clysters; for it moistens and tempers the Guts, and is seldom or never thrown out till the usual time of dunging, when it appears clotted among the Excrements.

When the Disease is of longer standing, bleed your Horse, and half an Hour after, give him two stinking Pills in a Pint of Wine, or of Beer, if it be in Summer; an Hour after repeat the same Dose; and after a like Interval, repeat it again. Half an Hour after the last Dose, inject the following Clyster: Boil two Ounces of the *Scoria of Liver of Antimony*, reduced to fine Powder, in five Pints of Beer or Whey; after two or three brisk Waums, remove the Vessel from the Fire, and adding a quarter of a Pound of fresh Butter, inject the Clyster blood-warm. For

want of the *Clyster*, you may thrust a piece of *Soap* into the *Fundament*.

If the *Distemper* be extreamly *Violent*, and the *Horse* is very *restless* and troubled with a *vehement Palpitation* of the *Heart*; and if a *great deal* of *Slime* is drawn out of the *Fundament*, give him a *Clyster*, of *Sheep's Blood warm*, every two hours: If the *violence* of the *Disease* still continues, 'twill be convenient to give him three *Doses* of the *Pills*, two or three hours after the last of the former *Doses*; without fearing the ill consequences of giving so large a *Dose*; for the heat of these *Pills* is qualified by the *Antimony*, and the *fix'd Salt*, with which they abound.

This method will always succeed, if it be seasonably begun; but if the first insults are overlook'd, 'tis a dangerous Case. If this *Disease* is attended by a running of much *Matter* at the *Nose*, 'tis a *Sign* of *Death*; especially if the *Humours* are frothy. If it be caus'd by violent exercise, or over-heating, 'tis a hard matter to cure it. I have observ'd some *Horses* seiz'd with it in the *Stable*, others after very moderate riding; and others again, after the violent agitation of the *Body*, occasion'd by *Cholick Pains*; in all which Cases the *Cure* is the same.

Since the stinking *Pills*, mention'd but now, are of excellent use for *Horses*, not only in this, but in many other *Distempers*, 'twill not be improper to take a view of their *Composition*. 'Tis this,

The stinking
Pills for Mol-
ten Grease,
Foundering,
Cholick and
Fever.

Take the reddest and clearest *Alfa-fœ-tida*, *Bayberries* of *Provence* or *Italy*, and *Liver* of *Antimony*, of each an equal quantity; beat 'em to powder, and mix 'em carefully with a *Pestle*, in a large *Mortar*, pouring on by degrees, a sufficient quantity of *Vinegar*,

negar, to incorporate 'em. Make Pills weighing fourteen drams each, to be dried on the bottom of a hair-Sieve, and kept as long as you will. In the ancient Composition, the *Liver of Antimony* was left out. But I chose to add it, because it renders the Pills more agreeable to the Stomach, and more proper and safe in Fevers; and by promoting the insensible Transpiration, quickens the slow operation of the *Assa-fœtida*. This method of mixing all the pouders together, is much preferable to the former way of dissolving the *Assa-fœtida* in *Vinegar*, and evaporating the Solution to the thickness of Honey, and then adding the pouders; for by this means the *Volatile Salt* of the *Assa-fœtida* is retain'd, which in the other way would evaporate with the steams of the *Vinegar*; and the unsupportable stench and sharp smell that usually causes violent Head-aches, is corrected. Some would persuade us, that the *Volatile Salt* of the *Assa-fœtida*, is lodg'd in an Oily viscous Substance, uncapable of evaporating with the *Vinegar*; but I am not of their Opinion. Indeed, if the reddish pure *Assa-fœtida*, without any mixture of Earth or Wood, cannot be had; 'twill then be not only allowable, but necessary to dissolve the impure Gum in *Vinegar*, and evaporate the strain'd Solution to the thickness of Honey, and make Pills of that with the other pouders; because those Impurities would weaken their Vertues. But at the same time they are certainly inferiour to those prepar'd the other way. *Assa-fœtida*, the chief Ingredient of these Pills, is a Gum that grows in the *Indies* on a Bush, with small leaves resembling *Rue*; and that in stony and dry places. It appears about the end of *Summer*, and is gather'd in *Autumn*. Notwithstanding its stench, the *Indians* use it in their Sawces, and anoint their

Pots,

Pots and drinking Vessels with it. The best *Assafetida* grows in the Province of *Utrad*, in the *Indies*; for that which comes from *Persia* grows on a Plant, with Leaves like those of a *Fig-tree*, and is much inferior to the other.

These Pills are so universally useful, and withal so cheap and portable, that no body should be without them. In the *Molting of the Grease* and *Foundering*, they are of singular use, if they be given as I directed above; only if the Horse be foundered, as soon as you let him Blood, you must pick his Feet, and pour *Oil of Bay* into his Fore-feet, stopping them with Flax, and laying hot Embers upon the Flax, with *Splents* over all; and renew the same Application thrice, once every six or four Hours; and twenty four Hours after suffer him to lie down. The Horse must neither eat nor drink for four Hours after the last of the three Doses; nay, 'twould be convenient to keep him twenty four Hours from drinking, and two or three Days from *Hay* or *Oats*.

Three Doses of these Pills, exhibited according to the above-mention'd Method, may perhaps cure that fatal kind of *Cholick*, called the *Red Gripes*; being followed by a *Clyster* of *warm Sheep's or Calf's Blood*. In *Fevers* they are very proper, the Horse being carefully cover'd up after the first *Dose*; adding another *Dose* next Morning, together with frequent *Clysters*; for tho' the beating of his Flanks increases at first, it will abate quickly after.

C H A P. XXXII.

Of Worms, Bots, or Trunchions, bred in the
Body of a Horse.

Worms are the Product of crude undigested Humours. The Remedies prescrib'd against *Worm-Cholicks* are proper on this occasion. To which we may add the following Powder.

Take the Seeds of Coriander, Lettuce, Rapes, and Colewort, of each two Ounces; Zedoary, an Ounce; Shavings of Hartshorn, four Ounces: Make a Powder. Dose, two Ounces a Day with Oats or Bran moisten'd with Wine, for twelve Days together; after which, give your Horse a proper Purge; for Purgation is always necessary in this case.

The following Remedy is also very proper for killing Worms. Take an Ounce of the Filings of Steel, mix'd with moisten'd Bran; give it to your Horse daily, till he has eaten a whole Pound, and then purge him. This Steel Course is very proper for Horses return'd from the Camp, or from a long Journey; for Worms are often-times the hidden Cause of their not thriving. Besides, Steel is an excellent Medicine against all Obstructions whatsoever.

A Steel Medicine for Worms

The Powder of Earth-worms dry'd in an Oven, in an Earthen-Pot, cover'd, after they have vomited up all their Filth by lying six Hours in clean Water; giving every Morning from one to two Ounces in a Quart of good Wine for seven or eight Days, is an effectual Remedy against Worms.

C H A P. XXXIII.

Of Swaying of the Back, and Falls.

IF the Ligaments of the Bones of the Back are stretch'd by a fall, the Back is said to be *sway'd*: and if a Vein be broken within the Body, the extravasated Blood curdles, and putrifies, and produces very dangerous Distempers. *Mules* are more subject to the *swaying of the Back*, than *Horses*, because the Ridge of their Back being higher, is not so firmly supported by their Ribs.

For the Cure, take two pounds of Blood from the *Neck Veins* immediately; and having chaf'd his Back with your hand, till it grow warm, apply two large *scarifying Cupping-Glasses*, one on each side, where he complains most of pain, or where the extravasated Blood is lodg'd. Then put your Horse into a frame, and hang him up; or else enclose him with Grates, so that he cannot move his Body, and let him remain in that posture five or six Weeks. Then rub upon his Back, *equal quantities of Spirit of Wine, and Oil of Turpentine*, shaken together in a Vial till they grow white as *Milk*; after which, apply the *red Honey Charge* hot, adding *half an Ounce of Galls*, at every Application; and applying a fresh *charge* every time, without taking away the former. This application will occasion a Swelling of the Back; which may afterwards be remov'd by the *Baths and Fomentations* prescrib'd against *Swellings*. In want of the *Honey-Charge*, you may apply the *Ointment of Montpellier* for two or three days; and then proceed to the *Fomentations*. If your Horse voids Blood still at the
Mouth

Mouth or Nose, give him every day *Sal Polychrest*, and *Juniper-berries* beaten, of each an Ounce, in a pint of red Wine, for eight Days together: And for the first four days inject every Day an *Anodyne Clyster*, after you have rak'd his Fundament.

If these Remedies prove successless, as it often happens in very great Strains, make two or three Incisions with a large Iron slice, and separate the Skin from the Flesh on the Reins, (or that part of the Back that lies behind a little Saddle) about the breadth of half a Foot, on each side of the Backbone, till you come to the Hip-bone. Then stop the holes with slices of *Hog's lard*, of the thickness of half a Crown, and two or three Fingers breadth long and broad, to hinder the Skin from growing to the Flesh. Rub the separate Skin with an *Ointment* made of equal parts of *Populeum*, and the *Ointment of Marshmallows*; covering the whole part with a *Lamb's Skin*, the woolly side inward; and laying a Saddle-cloth over all. Then hang up your Horse, or fix him in such a posture, that he may not be able to stir; and give him a *Clyster* every Night of *Sal Polychrest*; and every Day a Potion of an Ounce of *Assa-fétida* in powder, mixt with a pint of Wine, for eight Days together. After forty-eight Hours uncover the sore Place, and you will find it very much swollen; as it must be, in order to the Cure. Take out the Lard, and press out the reddish Matter in the Sore. Then put in fresh Pieces of Lard, and chafe the whole Part with the above-mentioned Ointment; after that, cover it up as before, and dress it after the same manner, once in forty-eight hours, for the space of twelve Days. After which, omit the Lard, and dress it with the *Duke's Ointment*, keeping it cover'd and dressing it every Day, till the Skin be reunited to the Flesh, and the Sores heal'd. Twenty

two Days after the beginning of the *Cure*, you may take away the *Lamb's Skin*; and ten Days after that suffer the Horse to stir, walking him a little, and so accustoming him to Travel by degrees.

Instead of separating the Skin, you may give the Fire (which is an easier, and no less effectual Remedy) piercing the Skin with a red-hot Iron, and making Holes all over the same Part, at the Distance of an Inch from each other. Then apply a good Plaster, and over that, two Sheets of Paper; after which, hang up your Horse for a Month; and when the Scabs are fallen, dress the Sores with the *Duke's Ointment*, and proceed as before.

C H A P. XXXIV.

Of the Swelling of the Cods or Stones; and of bruis'd or hard Stones.

THE Swelling of the *Cods* or *Stones*, may proceed from a ferous Humour that descends along the Production of the *Peritoneum*; or from a Defluxion, occasion'd by the Stroke of another Horse; or from a *Rupture* or Downfal of the Guts, occasion'd by a Strain.

Of the Inflammation of the Cods. If it be only a slight *Inflammation*, riding the Horse into the cold Water, will repell it. But if the Inflammation be violent, you must apply the following *Pultis*: Take yellow Wax, fresh Butter, and Oil Olive, of each half a Pound; strong Vinegar, half a Pint; boil them together till the Vinegar be almost

almost consumed. Then remove the Vessel from the Fire; and adding an Ounce of Camphyr, make a *Pultis*, to be applied to the swollen Cods, and renew'd after four Hours, without taking away the former, or covering the Part. This will remove the Heat and Pain; and the Swelling too, if it be a simple Inflammation. But if the Swelling continues still, and the Stones hang low, after the Heat and Pain are gone; 'tis a sign of an *Hydrocele*, i. e. that by a Relaxation of the *Peritoneum*, the Cods are fill'd with Water; which, if retain'd, may corrupt the Stones, and occasion a fatal *Gangrene*. In which case, after the Application of the former *Pultis*, you must make a sort of *Gruel* of *Barley-meal* and *Vinegar*, and when 'tis almost boil'd, add half the quantity of *Chalk*, with a sufficient quantity of *Oil of Roses* and *Quinces*, and two *Pugils* of *Salt*; and apply it as hot as you can touch it with your Hand, binding it on very carefully. Or, instead of that, boil a sufficient quantity of *Beans* in the *Lees* of *Wine*, till they grow soft; then beat them to a *Mash*; to two Pounds of which, add half an Ounce of *Castor* in fine Powder, and sew all up in a Bag, large enough to cover the Stones, to be bound on as hot as it can be suffer'd, the Cods being first anointed with the *Ointment* or *Oil of Roses*. Twenty four Hours after anoint again, and heat the *Bag* in the same *Lees* of *Wine* in which the *Beans* were boiled; continuing to renew the Application after the same manner, till the Swelling be abated.

Of an Hydrocele.

A Resolvent Pultis.

If all proves ineffectual, and the Stones hang very low, and feel as if they contain'd a great deal of Water, you must geld your Horse at the Full-Moon; and, if the Stones were not ulcerated, the Wound may be easily healed.

A Cure for a Rupture. When by a relaxation of the *Peritoneum*, the Guts fall into the Cods, you must endeavour to put up the fallen Gut with your hands ; or if you cannot do it otherwise, cast the Horse on his Back on soft ground, and bind his two Legs on each side together ; and having bath'd the Stones with lukewarm Water, put up the Guts with your Hand. Then apply the following *Bag*.

*Take the Roots of Comfrey, the Bark of the Pomegranate and Oak-Trees, Cyprus-Nuts, green Oak-Apples, Sumach and Barberries, of each four ounces ; Annis and Fennel-seed, of each two ounces ; Flowers of Pomegranates, Chamomil, and Melilot, of each two handfuls ; powder of crude Allum, half a pound. Put them all together into a Bag, large enough to cover the Stones, and sew it after the manner of a Quilt. Then boil this Bag for two hours in a large Pot full of Sloe Wine ; or, for want of that, of thick red Wine ; after which, apply it moderately hot to the Stones, tying it on dexterously with a Bandage passing round the Flanks, and ty'd on the Rump ; heating the Quilt in the same Wine, every twenty four hours ; and continuing the use of it for a considerable time. Afterwards the Cods may be fomented with *Astringent Baths*.*

I have seen some Trusses for Horses, so dexterously made, that they could leap very well with them. But the surest Remedy is to geld the Horse, after the Guts are put up ; for so the Cods shrink up, and the Guts fall no more down into them.

Of bruis'd or hard Stones. Sometimes the Stone grows dry and hard, by reason of a Contusion, when a Horse entangles himself among the Bars that are set up to separate him from other Horses ; and sometimes a Defluxion falls upon the Liga-

Ligaments by which the Stone hangs, which is more dangerous.

If the hardness and contusion be not very stubborn, it may be cur'd, by applying the following *Poultis*. Take *Honey* and *fresh Butter melted*, of each half a pound, *juice of green Coleworts* a pound, *leaves of Rue*, without the *Stalks*, a large handful, *black Soap* a quarter of a pound, *Bean-flower* a pound: Stamp the *Rue* in a *Marble Mortar*, then add the *Honey*, and afterwards the *Juice of Coleworts*, *Butter*, and *black Soap*. Mix them well without heat, and, with the *Bean-flower* make a *Poultis* to be applied cold with a *Hog's Bladder*, and kept on with a *Bandage* ty'd about the *Horse's Back*, renewing the *Application* every day. If the *Swelling* be accompanied with a great *Inflammation*, add to the whole *Composition*, two *drams of Camphyr*, dissolv'd in three *Spoonfuls of Spirit of Wine*. But if the *Tumour* be seated in the *Ligaments* above the *Stone*, you must chafe the *Part* with *Spirit of Wine camphorated*, before you apply the *Cataplasm*.

If there is *Matter* generated in the *Stone*, apply to the *Part* where the *Matter* seems to be seated, *Emplastrum Divinum*, spread on very soft *Leather*; then apply the *Poultis*; and, if there be any *Matter*, the *Plaster* will draw it. The *Plaster* must be taken off once a *Day*, but needs not be chang'd.

You must let the *Horse* bleed in the beginning and end of the *Cure*, and give him two *Ounces of Sal Prunella* every *Day* mix'd with *Bran*, which must be his only *Food*.

If the *Matter* appears so high above the *Stones*, that it cannot be conveniently evacuated, you must open a *Passage* with a red-hot *Iron* at the bottom of the *Cod*, without touching the *Stone*.

Then anoint the *Cod* with *Basilicum*, and lay over it *Beet-leaves* finear'd with *Butter*; putting into the Hole a Tent anointed with *Emplastrum Divinum* melted in *Oil of Roses*; which indeed is an excellent Remedy, in all cases, where a Sore is requir'd to be kept open.

This Method, regularly pursued, will certainly cure the Horse without *Gelding*; which is to no purpose, when the Malady is seated in the *Ligaments*; and is always dangerous, till the pain be asswag'd and the defluxion stopt.

C H A P. XXXV.

Of the Lask, Looseness, or Flux of the Belly.

THE *Lask* or *Flux*, which is frequently fatal to Horses, is occasioned by such a Weakness of the Stomach, that the Food passeth through the Guts almost without any Alteration, (which is a very dangerous case;) or by the corruption of Humours either gather'd in the Stomach, or thrown upon it from other Parts. The External Causes are, eating too much Provender, feeding upon mouldy or rotten Hay, frozen Grass, Rye-straw, and other unwholsome Nourishment; drinking very cold Water, immoderate Fatigue, excessive Fatness, drinking immediately after the eating of a great quantity of Oats; and sometimes want of Exercise. If the Excrements voided boil and ferment upon the Ground, the Distemper proceeds from over-heated Choler, and is rarely dangerous, nay sometimes profitable. If the Excrements are white, 'tis a sign
of

of crude cold Humours; if they be watry, they denote a great Weakness of the Stomach. *Loosenesses* occasioned by drinking cold Water in Summer, or melted Snow, or eating tender Grasse, or other loosening Things, are not to be regarded: But those which come without a manifest External Cause, ought never to be neglected.

As for the *Cure*: If the Excrements are mix'd with small Pieces or Scrapings of the Guts; you must immediately endeavour to prevent a fatal Ulcer in those Parts, by giving two or three times a Day a Pint of a cooling softning Decoction; viz. Of two Ounces of Barley, the like Quantity of the Roots of Marsh-mallows, and an Ounce of the Powder of Sal Prunelle, boil'd in three Quarts of Water to a Quart. If the Distemper is caused by *Flegm*, you must have recourse to *Cordial Powders*, or *Pills*, and other hot Remedies, capable to strengthen the Stomach and relaxed Parts.

Sometimes a *Looseness* is a seasonable Effort of Nature, to free it self of a troublesome Load of Humours: But if it continues above three Days, with the Loss of Appetite, it must be seasonably check'd; for sometimes Horses are *founder'd* by its long Continuance.

In this case, the Horse's Food may be *Bran* moisten'd with *Claret*, or *Barley* parch'd on a Peel, and then grownd, and the best Hay. But *Oats* are altogether improper. As for *Remedies*, you may begin with a *scouring Clyster*, viz.

Take *Wheat-Bran* well sifted, and whole *Barley*, of each two Handfuls; *Red Roses*, a Handful; true *Opium* sliced small, half a Dram; boil them in *Whey* or *Steel'd Water* for the space of a Quarter of an Hour; then add the *Leaves* of wild *Succory*, *Agrimony*, *Beets*, white *Mullein*, and *Mer-*

A Scouring
Clyster.

Mercury, of each a handful; in two quarts of the strain'd Decoction dissolve the Yolks of six Eggs, Honey of Roses and brown Sugar, of each four ounces: Mix and make a Clyster. After the Operation of the Clyster, give him two ounces of Liver of Antimony, or half an ounce of the Golden Sulphur of Antimony, in moisten'd Bran: Persisting in this Method for a considerable time, for these Medicines corroborate the Guts, and allay the Fermentation of the Humours. This done, you may inject an astringent Clyster. For instance,

A Binding
Clyster.

Take Knot-grass (or Shepherd's Purse) and white Mullein, of each a handful, Plantane-leaves two handfuls, wild Pomegranate-flowers half a handful, the seeds of Myrtle, Lettuce, and Plantane, of each two ounces; beat the seeds, and boil them in three quarts of Beer or Barley-water, with half a dram of good Opium cut into thin slices, then put in the Herbs, and afterwards a handful of dry'd Roses. Add to the straining, half a pound of Honey of Roses, and four ounces of Sugar of Roses. Make a Clyster.

A Potion for
the Flux.

If the Flux be not stopp'd by the use of the Antimony, you may continue to repeat the Clysters; and at the same time, give the following Potion. Take eight large or ten small Nutmegs, put them upon a point of a Knife, and hold them over a Candle till they be burnt to a red Coal, then cast them into a quart of Claret, breaking them with your Fingers; and after they have stood in infusion all Night, strain out the Wine in the Morning, and make your Horse drink it blood-warm; keeping him bridled two hours before and after. This is an excellent Remedy for Men, as well as Horses.

For a *Superpurgation* In a Horse:
 Take of *Plantane-leaves* in Summer, or the
seeds in Winter, a sufficient quantity:

A Remedy
 for a Super-
 purgation.

Boil them in three quarts of Beer, and
 add to the straining, *Catholicum*, two ounces, *Rhubarb*
 and seal'd Earth, of each four ounces: Make a *Clyster*,
 to be repeated twice or thrice. In the mean time,
 exhibit a *Potion* of two quarts of *Milk*, in which
 you have quench'd *Steel* five or six times, mix'd with
 two ounces of the stones of roasted *Grapes*, and an ounce
 and a half of the shavings of *Ivory*, calcin'd, and beaten
 to a very fine powder.

C H A P. XXXVI.

Of the Falling of the Fundament.

THE Falling-out of the Fundament is occa-
 sion'd by a violent Flux, or the Piles, oblig-
 ing the Horse to strain violently; or (as it often
 happens) by cutting off the Tail; in which case,
 if it is accompany'd with a great Swelling, 'tis al-
 most always a fatal sign of a *Gangrene* spreading to-
 wards the Back: And if it does not quickly yield
 to the ordinary Remedies, the Horse may be given
 over for lost.

This Malady ought never to be neglected; for it
 may be attended with dangerous Consequences:
 And therefore you must anoint the place with Oil
 of *Roses* bloodwarm, and afterwards endeavour to
 put it up. After two or three successless Attempts,
 you must have recourse to what follows.

Beat six drams of the Salt of Lead in a Mortar,
 pouring on it, by degrees, a sufficient quantity of Goat's

H h 4

Milk,

Milk, (or for want of that, of Cows Milk) till they assume the consistency of a liquid Ointment. Anoint the Part with this Ointment, and put into the Fundament a Tent dipt in the same, repeating the Application from time to time. Or,

Take Powder of burnt Oyster-shells, two Ounces; the green middle Bark of an Ash-tree beaten, four Ounces; (or, for want of that, two Ounces of the dry Bark) good Honey, a quarter of a Pound; and half a Pound of the leavened Dough of a Rye-loaf ready to be put into the Oven. Make a Pultis without Heat, to be apply'd cold to the Fundament, renewing the Application every twelve Hours.

If these Applications are not attended with success; as soon as the Inflammation and great Heat are remov'd, you must cut off the Part of the Fundament that hangs out with a sharp Knife, heated red-hot, to prevent a Flux of Blood.

If the Fundament shrinks into its Place when the Horse rests, and falls out again when he trots, 'tis a sign of a *Fistula*: In which case, the best and most successful way, is to tie a Piece of strong Pack-thread about it, and cut it quite off with a red-hot Knife; anointing the Wound afterwards every day with *Album Rhafis*, and then rubbing the Flesh with *Siccativum Rubrum*.

C H A P. XXXVII.

Of Warts, Chops, Pains, Ratt-tails, Mules, and other foul and Watery Sores in a Horse's Legs; and of swollen and gouty Legs, occasion'd by such Sores: Together with a Description of the Composition and Vertues of the white Honey-Charge.

ONE of the best Secrets in the World *Warts.*
for *Warts* in *Horses* Limbs, and likewise for the *Knots* of the *Farcin*, is the following *Recipe*.

Put three Ounces of Powder of *Copperas* into a Crucible, with an Ounce of *Arsenick* in Powder. Place the Crucible in a *Charcoal-fire*, stirring the Matter from time to time, but carefully avoiding the *Steams*. Continue a pretty smart degree of *Heat*, till the whole Matter be somewhat reddish; then take the Crucible off the *Fire*, and, after 'tis cool'd, break it, and beat the Matter to a very fine Powder. Incorporate four Ounces of this Powder with five Ounces of *Album Rhasis*; and make an Ointment to be applied cold to the *Warts*, anointing them slightly every Day, and they will fall off like *Kernels* of *Nuts*, without causing any *Swelling* in the *Legs*. But you must take care to anoint only the *Warts*, and neither to work nor ride the *Horse* during the Application of the *Ointment*. When the *Warts* are fallen off, which will happen in a *Month's* time, dress the *Sores* with the *Countess's Ointment*, and in a *Month* more the *Cure* will be compleated; for the *Sores* are usually very deep when the *Warts* are large.

Some-

*of Cracks or
Chops.*

Sometimes a sharp malignant Humour fretting the Skin, occasions *Clefts* and *Chops* on the *Bough* of the *Pasterns*; which are accompanied with Pain and a very noisome Stench. In this case, shave away the Hair from the sore Place, in order to keep it clean, and apply the *white Honey Charge* or the *Coachman's Ointment*, which will quickly heal the *Chops*, if you renew the Application from time to time. If foul Flesh retards the Cure, touch it with *Spirit of Vitriol* two hours before the Application of the *Charge*. The *Oil of Hempseed*, or that of *Linseed* shak'd in a Vial with an equal quantity of *Brandy*, is also very proper to qualifie the sharp Humours, and to heal and dry up the *Chops*. If these Remedies do not operate effectually, apply one of the drying *Ointments*. When a Horse is subject to these *Clefts*, I take it to be the best way, to keep the *Pasterns* continually shav'd, and to cut the Hair off those places as often as the Mane, taking care not to cut the *Fetlock*.

*Of the Pains
and watery
Sores in the
Legs.*

Sometimes a stinking fretting Matter issues out of the Pores, and deadens the Skin of the *Pastern* and *Fetlock-Joint*, and even of the whole Leg; and sometimes is so corrosive, that it loosens the Hoof from the Coronet at the Heel, appearing on the Skin with a white colour. This is always usher'd in by a swelling, and accompanied with pain; and at last assumes such a venomous quality, that 'tis succeeded by *Warts* and *Clefts*. It appears usually first at the side of the *Pasterns*, and afterwards ascends to the middle of the Leg, peeling off some part of the Hair. If it continues any time, the whole Part is over-run with *Warts*, *Clefts*, and *Nodes*, which make the Cure very diffi-

difficult. As for the Cure: Take away two pounds of Blood as soon as you perceive it; then give him every Morning, for eight Days together, the Decoction of *Guaiacum* or *Box-wood*, and afterwards purge him, observing the same Method as was prescrib'd for an inveterate Farcin. This Method will remove and prevent all Sorts of Infirmities in the Legs of Coach-Horses. In the mean time you must immediately shave away the Hair, and if the Leg be not goured, rub the fore Places very hard with a Wisp, and then apply the following Ointment.

Take a pound of black Soap, an ordinary glass-ful of Spirit of Wine, two ounces of common Salt beaten small, three ounces of burnt Allum, with a sufficient quantity of Meal, make an Ointment, to be applied to the place without any bandage or cover. The next day wash the Part very clean with a new-made Lye, and so renew the Application of the Ointment from time to time.

An Ointment to dry up watry Sores.

Take two pounds of common Honey, put them in a new-glaz'd Pot, over a very small Fire; as soon as it begins to boil, remove it from the Fire, and incorporate with it Verdigrease in fine Powder, and white Vitriol grossly beaten, of each four ounces: Then set the Pot again on a small Fire, stirring the Matter, and add two ounces of Galls, in very fine powder. Take it off again from the Fire, and after stirring it for some time, add an ounce of Sublimate, beaten very small, stirring all together till they be cold: And then you may make it stronger, by adding four Ounces of *Aqua-Fortis*. This Ointment may be kept a long time. Anoint the Sore slightly with it every day. For Warts indeed you need not be so cautious. If the Legs

The Ointment of Oldenburgh for the same Use.

Legs are not gourdy, this will certainly do. But if the Legs are swollen and gourdy, you must take what follows.

A Water for Pains and Warts in swollen and gourdy Legs.

Take white Vitriol and Allum, of each a Pound and a half; boil 'em in a clean glaz'd Earthen Pot, with five Pints of Water, to the Consumption of one half. Cut off the Hair, and make the Sore very clean, and bathe it every Evening with this Water; which is the best Medicine I ever used.

The Coachman's Ointment for Sores in Legs that are not gourdy.

If the Legs are not *gourdy*, the following Ointment is a cheap and effectual Remedy for *Pains, Clefts, Mules, and Rat-Tails*. *Take common Honey, and Powder of Copperas, of each a Pound and a half; mix 'em in a Pot, over a gentle Fire, stirring them constantly till they begin to boil; then take off the Pot, and when the Matter is half cold, add an Ounce of Arsenick in Powder. Then set it on the Fire again, stirring it till it begins to boil. Then take it off, stirring it perpetually till it grows cold, but so as to avoid the noisome Smell. Anoint the Part slightly with this Ointment once every two Days, the Part being first shav'd and rubb'd with a Wisp. If you lay either this, or Oldenburg's Ointment, too thick upon the Part, 'twill raise a Scab instead of drying up the Sore.*

A Cure for gourdy Legs, occasion'd by these Sores.

The Swellings accompanying these Sores, are cured by shaving the Hair about the fore Place very close, and anointing every Day with *Oil of Linseed*, mix'd and shaken with *Brandy*; renewing the Mixture every time it is used. If that does not succeed, you must apply the *white Honey-Charge*, renewing it every Day, and at every Dressing, wiping away all the Matter with *Flax*. If the *gourdy* Legs are cover'd with *Warts*, the following

following Remedy will make 'em fall away by degrees; being called, by reason of the durableness of its effect, the Perpetual Caustick.

Put *an Ounce* of strong *Aqua-fortis*, with *half an Ounce* of *Silver-Lace*, burnt, wash'd, and dry'd, into a *Mortar*; placing it on *hot Ashes*, till the *Silver* be dissolv'd, which quickly turns reddish. Then augmenting the *Fire*, evaporate all the *Aqua-fortis*, and there will remain at the *Bottom*, a *brown Matter*, which must be kept dry and cover'd. This *Medicine*, call'd *Lapis Infernalis*, might be made more effectual and proper for *Men*; by taking *two Ounces* of the *Filings*, or *thin Plates* of *fine Silver*, dissolved in *five Ounces* of strong *Aqua-fortis*; and pouring the *Solution* into a *Glass Cucurbit*, cover'd with its *Alembick*; and drawing off one half of the *Aqua-fortis*, with a heat of *Ashes* or *Sand*. After the *Vessel* is cool'd, you will find at the *Bottom*, a certain matter, in a *saline Form*; which must be set on a *small Fire* in a pretty large *German Crucible*, (to prevent its boiling over) till the *Ebullition* ceases, and a matter sinks to the *Bottom*; after which augment the *Fire* a little, and the matter will assume the *Form of Oil* at the bottom of the *Crucible*. Pour this *Oil-like Substance*, into a very clean *Mould*, somewhat hot, and anointed with *Tallow*, where it will grow as hard as a *Stone*; and afterwards keep it in a well stopp'd *Glass-Bottle*, and in a *dry Place*. This *Stone* alone rubb'd upon *Warts* every *Day*, will destroy them; or, to prevent waste, the smallest *Pieces* of it may be beaten to *Powder*, and strew'd upon the *Warts*; after which the *Scabs* will quickly fall away. The second Preparation is very effectual against *Cancers* in *Men*, if they be touch'd with it every *Day*, till they fall down. 'Tis likewise proper against *Figs*,
proud-

Lapis Infernalis, or the Perpetual Caustick

proud-flesh, and other Excrefcencies. The Silver intangling the *Aqua-Fortis*, keeps up the solid form, which Copper, Iron, and such like imperfect Metals would not do.

If the Hoof is separated from the Coronet at the Heel, the white Honey-Charge will cure it, and make the Hoof grow. The Composition of that Medicine is as follows.

The white Honey-Charge and Plaiter. *Boil eighteen large Lilly-roots chopt, (or for want of these, a pound and a quarter of the powder of Linseed) in two gallons of Whey, which I take to be better than Beer. When the Roots begin to*

grow soft and cleave under your Finger, add *leaves of Mallows and Marsh-mallows, without the Stalks, of each ten handfuls. Boil till all be reduc'd to a Mash, pouring in Whey from time to time, to make up the wast. Then strain the Mash through a Hair-sieve turn'd upside down; and boil the straining for some time with Tallow and Butter, of each a pound, stirring all the while. Then remove the Vessel from the Fire, and as soon as you perceive that the boiling is perfectly ceas'd, incorporate the Ingredients with Honey and common Turpentine, of each a pound. If it be not thick enough, thicken it with Wheat-flower; but the better way is to boil the Mash at first to such a Consistency, as shall not need any Flower to thicken it. It must be kept well cover'd; and tho' it appears mouldy, it may be very good nearer the bottom. If the moisture was well evaporated in the boiling, 'twill keep two Months in a dry Place. If it be too thick, you may add a little Beer, when you use it. 'Tis applied cold with Flax, to the fore Place shav'd, after the manner of a Poultis, renewing the Application once a day, till the Sores be dry'd up; taking care to wipe off the Matter from time to time, and to keep the Hair*

Hair very short, for it grows very fast, during the Use of this Remedy. It ought to be bound on with broad Lists of Cloth, after the manner of an *Expulsive Bandage*. Instead of this *Charge*, *Farriers* are wont to apply the *white Plaister*, which does a little temper the sharp Humours, but does not abswage the Swelling. 'Tis prepar'd thus. Boil half a pound of *Honey*, with a *Litron* of fine *Wheat-flower*, and a pint of *Milk*; stirring 'em gently over a little Fire, till they begin to incorporate and grow thick. Then adding four ounces of common *Turpentine*, and two ounces of *Oil Olive*, continue boiling and stirring for some time, and apply it as you do the *Honey-Charge*. This is a cheap Remedy, and not altogether ineffectual, when the Sores are small, and not inveterate.

Sometimes after a long Application of the *Honey-Charge*, the Humours being condensed upon the Flesh, and the moisture dry'd up, make the Legs swollen and hard. In which case, Take half a pound of *Quicksilver*, and four ounces of the powder of *Brimstone*: Incorporate them in a Mortar with the Pestle, till the *Quicksilver* be kill'd. Then adding a pound of *Tallow*, mix and make an *Ointment*. Shave off the Hair very close, and afterwards rub the Part with a *Surfingle* till it grows hot, without making it raw; then apply this *Ointment*, holding a red-hot Iron-bar near the part, to make it penetrate the deeper. Wrap it about with a Hog's Bladder, and lay a cover over that, binding on the dressing with a piece of List, not Cords which leave an impression. Renew the Application as before, every 48 hours, omitting the rubbing with the *Surfingle*. This *Ointment* never fails to cure inveterate hard Swellings, unless they follow a *Farcin*, or the Horse be old; in which case the Cure is absolutely impossible.

A Mercurial Ointment to dissolve Swellings in the Legs.

C H A P. XXXVIII.

Of Halter Cast.

Sometimes Horses endeavouring to scrub their Head, Neck, or any other itching Part with their *hinder Feet*, intangle their Foot in the Halter; and by struggling violently to disengage themselves, occasion very dangerous Hurts in the hollow of the Pastern. In this case, clip away the Hair, and anoint the Part Morning and Evening with *equal Quantities of Linseed Oil and Brandy*, well mix'd by shaking in a Glass; taking care in the mean time to keep the Foot very clean. I once cur'd a Horse that had cut the Inside of his Pastern to the Bone, upon the two Chains, with which he was ty'd; by clipping off the Hair, applying once a Day the *white Honey Charge* bound up with a Cover, and anointing the Leg with the *Duke's Ointment*; and applying at the same time to the *Coronet*, which was swollen and inflam'd, an *Astringent* of the Powder of *unslack'd Lime*, mix'd with the *second Water*; for I was afraid he should have cast his Hoof. During the *Cure*, there fell off Escars; and all the Farriers doom'd him to irrecoverable Lameness; but in a Month's time he was cur'd, and did not halt above six Weeks. 'Tis true, many Horses do not escape so well: However this may serve for an Instance of the Efficacy of the *white Honey Charge*. If the Hurts be small, without a Swelling; black Soap with Spirit of Wine, or the Oil remaining after the Evaporation of Wine, mix'd with Oil in an equal Quantity; or the *Duke's Ointment*, will quickly heal them.

The End of the Second Part.

A N

APPENDIX,

CONTAINING

A Description of some Diseases,
and the Receipts of some
noted Medicines omitted by
Monfieur *Solleysel*.

Extracted from the best Authors on
that Subject.

Of the Anticor.

THE *Anticor* is a dangerous Sickness, arising from Redundancy or Inflammation of the Blood, occasioned either by high Feeding, without Exercise; or by hard Riding. In this Disease the corrupt and inflam'd Blood rendezvousing about the Heart, gathers into a visible Swelling in the middle of the Breast, just opposite to the Heart, from whence the word *Anticor* is deriv'd. Before this Swelling appears, the Horse groans when laid down, and hanging down

his Head refuses to eat. If this Swelling ascends to the Throat 'tis present Death. To prevent this Distemper the Horse ought to be bled before he is turn'd to Grass, or put to feed in the Stable, and likewise two or three Months after ; especially if his Blood be black and thick, which is a sign of Inflammation and Corruption. As for the Cure : Immediately upon the appearance of the Swelling, draw a large quantity of Blood from the Plate-Veins, or if you cannot find them, from both sides of the Neck, then give him a Drink of *Diapente*, with *Ale*, adding an Ounce of *brown Sugar-Candy*, and half an Ounce of *London-Treacle*. After that rub the Swelling every Day, till it become soft, with *Hog's-grease*, *Boar's-grease*, and *Basilicon*, incorporated together in equal quantities : Then open it, and wash the Sore with *Copperas-Water*, made of two Quarts of Water, half a Pound of green *Copperas*, an handful of Salt, a spoonful of *Honey*, and a branch of *Rosemary*, all boil'd together, to the consumption of half the Liquor, the quantity of a Walnut of *Allom* being added before it is taken off the Fire. After you have wash'd the Sore, apply an Ointment made of *Rosin* and *Wax*, of each the quantity of a Walnut, melted together, half a pound of clean *Hog's-grease*, a spoonful of *Honey*, a pound of *Turpentine*, and an Ounce of *Verdigrease* in fine powder. Some chuse to strike the Swelling in divers places with a Fleam, that the Corruption may issue forth ; and then anoint it with *Hog's-grease* made warm.

Of Bleymes.

A *Bleyme* is an Inflammation between the Sole and the Bone of the Foot towards the Heel. There are three sorts of *Bleymes*: The first being generated in spoil'd wrinkled Feet with narrow Heels, are usually seated in the inward or weakest Quarter. In this Case, pare the Hoof betimes, and let forth the Matter, which is almost always of a brown colour; then pour in *Oil de Merveille*, charging the Hoof with a *Remolade* of Soot and *Turpentine*. These *Bleymes* are prevented by keeping the Horse's Feet clean and moist, and making him stand five or six hours every Day in his own Dung, moisten'd with Water; and knocking down the Heel when he is shod, that the Sinew may be extended, and so prevent the shrinking of the inside of the Hoof, by which the *Bleymes* are almost always occasion'd.

The second Sort, besides the usual Symptoms of the First, infects the Gristle, and must be extirpated, as in the Cure of a *Quitter-bone*; giving the Horse every Day moisten'd Bran, with two Ounces of *Liver of Antimony*, to divert the course of the Humours, and purifie the Blood.

The third sort is occasion'd by small Stones and Gravel between the Shoe and the Sole. For cure: Pare the Foot, let out the Matter, if there be any, and dress the Sore like a prick of a Nail. If there is no Matter, take out the bruis'd Sole.

Of Seymes or False-Quarters.

A *False-Quarter* is a Cleft (for the most part) on the Inside of the Hoof, accompany'd with a violent Pain, and sometimes Bleeding, and opening as the Horse sets his Foot to the Ground. This Distemper is only the Effect of a dry and brittle Hoof, and narrow Heels. For cure; Cut away the old corrupt Hoof, and then take *the Whites of nine Eggs, the Powder of Incense, unslack'd Lime, Mastick, Verdigreese, and Salt, of each three Ounces*; mingle these together; then dip in as much *Hurds* as will cover the Fore-Hoof, lay it on, and all about it lay *Swines Grease*, an Inch thick or more; do this also below it. And tie it on so as that it may not be stirr'd for a whole Fortnight at least: Then apply it fresh again, and the Horse will require no other Dressing to accomplish his Cure. If the Horse starts or shrinks when you lay your Finger on the *False-Quarter*, 'tis a sign Corruption is gather'd within it; in which case, open it with a Drawing-knife, let out the Corruption, and lay on a Plaister of *Horse-dung, Salt, and Vinegar*.

Others commend the following Method: Draw the *False-Quarter* with a Drawing-Iron so near to the Quick, that a dewy Moisture flows out; then put a Hoop of Wood, about an Inch broad and very thin, twice about the Coronet, fastning it on both sides with a Piece of Filleting; the place being first anointed, as well as the *Hurds*, with the following Ointment.

Take of the Roots of Hart's Tongue, Comfrey, and Mallows, of each half a Pound: Having slic'd 'em small, boil 'em in two Quarts of *Alicant*, till the Roots become soft: Then strain 'em through a fine Searcer, and add, of *Venice-Turpentine, new Wax,*
Bur-

Burgundy-Pitch, of each half a Pound; *black Pitch*, four Ounces; of the oldest *Oil-Olive*, a *Quart*; melt and boil all (bating the *Turpentine*) till they be well incorporated; then take 'em off the Fire, and put in your *Turpentine*, stirring it till it be cold.

Of the Curb.

A *Curb* is a long Swelling, resembling a Pear; upon the back part of the Heel of the Knee of the Hinder-Leg, occasioned by carrying great Burthens, or Strains when Horses are young, which weaken the great Sinew. For cure; apply whatever is good for a *Spavin*; or bind the Hoof strait with a broad Inle a little above the Curb; then rub and beat the Curb with a smooth Hazel stick; after that thrust out the Corruption, and put into the Hole two Barley-corns of *White Mercury* for Twenty four Hours. This done, anoint it once a Day with melted Butter.

Of a Jardon.

A *Jardon* is a callous Tumour upon the Hough, causing Lameness, and occasion'd by such Exercises as throw the whole Weight of the Body upon the Hough, especially by sudden stops upon Galloping. For the most part it is Hereditary. For Cure; apply a Resolvent Plaister made of *Diachylum cum Gummis*, *Cinnabar*, *Bdellium*, *Opopanax*, and *Ammoniacum*, mix'd with *Oil of Spike*, *Turpentine*, and *new Wax*: And after the Plaister has been used seven or eight Days, give the Fire.

Of a String-halt.

High-mettled Horses are subject to an ugly Distemper call'd the *String halt*, for the most part in the Hinder-Legs; in which they pull up the affected Leg much higher than the other, twitching it up as if he trod on Needles. For Cure: Take up the middle Vein above, and underneath the Thigh, and under it you'll find a String, which you must cut away with a sharp Knife; and then anoint the Place, once a Day, with the following Ointment.

Take the Oil of Worms, Petroleum, Oil of Nerval, Piece-grease (made of the shreds of Shoemakers Leather) and Oil of Spike, of each an Ounce, London Treacle two Ounces, Hog's-grease a Pound, melt all together, and after that stir it till it be cold. Anoint the place every Day for eight Days together, holding a hot Fire-pan to the place, to make the Ointment sink the deeper. After the inunction, wisp him with a soft Thum-band of Hay, from the Pastern to the Top of the Hoof; taking care to keep him warm, and not to ride him hard for a Month.

Of the Bone-spavin.

THe *Bone or Dry-Spavin* is a Swelling as big as a Walnut on the inside of the Hoof, just under the Joint, and near the Master-Vein. 'Tis at first soft, but in Time it grows as hard as a Bone, and sticks very close to the Bone, making the Horse lame. 'Tis a hard matter to cure it; however, you may try the following Remedies.

Take

Take equal quantities of *Unguentum Apostolorum* and *white Sublimate*, and apply it upon a Pledgeit to the *Spavin*, having first cast the Horse, and open'd and scald the *Spavin* with a sharp Instrument; defend the adjacent Parts, especially the *Master Vein*, from the *Corrosive*, by applying dry Lint; and take care you do not touch the *Master-Vein* when you lay open the *Spavin*. Above the *Corrosive* lay a Plaister of *Pitch, Rosin, Turpentine* and *Hog's grease*, round about the Hoof. After twenty four Hours open it, and if the *Corrosive* has not sufficiently consum'd it, apply a fresh one. After that, dress the Wound with a warm Salve of *Turpentine, Deer's Suet*, and *Wax*.

To prevent a Swelling from running into a *Spavin*, shave away the Hair about it, and anoint it two or three Days with *Natural Balsam*; and then lay on a Charge made of *three ounces of the Oil of Roses, an ounce of Bole-Armoniack, half an ounce of Wheat-flower, and the White of an Egg*.

Of the Blood-spavin.

THE *Blood* or *Wet-Spavin* is a Swelling on the Hoof, continually supplied with Blood from the *Master-Vein*. 'Tis easier cur'd than a *Bone-Spavin*. The best Remedy is this: Having shav'd off the Hair, and taken up the Vein, letting it bleed as long as it will, apply twice a Day a *Cataplasm* of *Cow's Dung* and *bruised Linseed*, as hot as it can be endur'd. When this has ripen'd the *Spavin*, break it, and lay on a *Plaister of Pitch*, which must not be remov'd till it falls off of it self.

Of the Hough-bonny.

Hough-bonny is a round Swelling on the Elbow of the Hoof, proceeding from a Bruise, by beating against a Post, or otherwise. For cure; pull the Sore a little from the Sinew, and pierce it to the Bottom with a red-hot Iron, sharp at the end like a big Bodkin, and somewhat bending at the Point. Having thrust out all the Jelly, tent the Hole with *Flax* dipp'd in *Turpentine* and *Hogs-grease* melted together, and anoint the Outside with *warm Hogs-grease*. Continue thus, making the Tent lesser and lesser till the Sore be cured. But above all, the best Remedy is what follows: Apply to the Swelling *Hay* boil'd in *old Urine*; and if it comes to Suppuration, lance it in the lowest part with a thin hot Iron: When the Matter is let out, tent it with a *Salve* of *Turpentine*, *Deers Suet*, and *Wax*, laying above it a *Plaster* of the same Ingredients.

Of a Cramp.

A Cramp is the Contraction of the Sinews of any one Limb. For cure; chafe it with *Vinegar* and *common Oil*, and then wrap it all over with *Wet Hay*, *rotten Litter*, or *Woollen-cloaths*.

*Of the Over-stretching or Relaxation of
a Sinew.*

TAKE Blood from the *Shackle Veins* in the *Pastern*, then flea a very fat *Puppy-Dog*, of two Months old, immediately after he is kill'd; bruise his *Flesh and Bones* together, lay them on a *Cloth*, and bind it close to the *Sinew-strain*, as warm as you can, having first bath'd it with *Brandy*, and taken care to throw away the *Dog's Guts*. Some prefer a *fat Cat* used in like manner.

Of Gaunt-Belly'd or Light-Belly'd Horses.

IF a *Horse's Belly* shrinks up towards his *Flanks*, you may conclude he is very *Costive*, and afflicted with much *unnatural Heat*, and will always be very *washy and tender*, and very *unhealthy* after *hard Labour*. In order to cure; you must know that all *Horses* have two small *Strings*, extending from the *Cods* to the bottom of the *Belly*, one on each side. These *Strings* you must break with your *Fingers*, and then anoint the *Place* every *Day* with *fresh Butter*, and the *Ointment Populeon* mix'd in equal *Quantities*.

Of the Ambury.

AN *Ambury* is a great spongy Wart full of Blood, with a Root like a Cock's Stone, happening, for the most part, about the Eye-brows, Nostrils, or Privy-parts. For cure; Tie a Horse-hair (which is much better than a Thread) hard about the Wart, and in seven or eight Days 'twill fall off. If the Wart be so flat that you cannot bind any thing about it, take it away with a sharp hot Iron, cutting it round about, and so deep as to leave none of the Root behind; and then dry it up with the *Powder of Verdigrease*. In sinewy Places, where a hot Iron is improper, eat out the Core with *white Sublimate*, then stop the hole with *Flax* dipp'd in the *White* of an *Egg* for a Day or two; and at last dry it up with *unslack'd Lime* and *Honey*.

Of the Cords.

TH E *Cords* is a String that runs from the Shackle-Vein to the Gristle in the Nose and between the Lip; or two Strings lying betwixt the Knee and the Body, which run through the Body to the Nostrils, making a Horse to stumble and fall. As for the Cure; some take the sharp end of a crooked Hartshorn, and putting it under the Cords, twine it ten or twelve times about, till the Horse be constrain'd to lift up his Foot; then they cut the Cord and put a little Salt into the place. Others draw a Pottle of Blood from the Vein that descends on the inside of the Leg, and after seven Days wash him with Beef-Broth. Others again apply a Plaister of *Mustard*, *Aqua Vita*, and *Sallet-Oil* boil'd together.

And

And there are some Farriers that bathe the Horse's Legs with the *Grounds of Ale*, and then rope them up with wet *Hay-Ropes*.

Of the Hungry Evil.

IF a Horse snatches at his Food greedily, as if he would eat a piece of the Manger, give him Milk mix'd with Wheat-Meal to drink, a Quart at a time, and feed him with Provender by little and little at a time.

Of the Stag-Evil, or Palsie in the Jaws.

SOMETIMES a Horse is taken with a Stiffness of the Neck and Jaws, so that he cannot move 'em, but turns up the Whites of his Eyes; and at uncertain Intervals of Time is seiz'd with a Palpitation of the Heart, and beating of the Flanks. If this Disease be spread all over the Body, it usually proves mortal. The ordinary cause, is the Horse's being expos'd to the cold after a great heat. As for the Cure; give him softning Clysters Morning and Evening, and let him bleed once in two Days, till you see some signs of Amendment. Lay before him a little Bran, with a great quantity of Water, that it may be as thin as Broth. After the use of Clysters and Bleeding, chafe the Neck and Jaws very hard with equal quantities of *Spirit of Turpentine* and *Aqua-Vita*, united by shaking. Two hours after rub the same parts very hard with the *Ointments of Marshmallows*. Afterwards continue to apply *Aqua-Vita* in the Evening, and the *Ointment of Marshmallows* in the Morning. If the Disease affects the whole

whole Body, give three or four good softning *Clysters* every Day; rub the Horse's Veins with *Ointment of Marsh-mallows* and *Spirit of Wine*, and cover him with a Cloth dipp'd in *Lees of Wine* heated, under his usual Cloaths.

Of Crepances.

THE *Crepance* is an Ulcer in the Fore-part of the Foot, about an Inch above the *Coronet*, occasion'd by a Hurt received in leaping over a Bar or otherwise. Wash it with *warm Wine* and *Urine*, and if 'tis accompany'd with a Swelling or Inflammation apply the *White Honey-Charge*. *Black Soap* with *Spirit of Wine* is a very effectual Remedy.

Of the Stones drawn into the Body.

IN a Stoppage of Urine, attended with an Inflammation of the Neck of the Bladder, sometimes the Horse's Stones are drawn into the Belly by the violent Contraction that the Pain occasions. In this case all *Diureticks* must be avoided; and we must have Recourse to bleeding plentifully in the Flanks, *softning Clysters*, and the Inunction of the Sheath and Stones (after the Horse is cast) with an Oil made of *Marsh-mallows*, *Linseed*, and *Violet-leaves*, boil'd in *Oil-Olive*, and then mix'd with *Oil of Linseed*; and withal fomenting the Parts with the warm Herbs. As soon as the Stones appear, tie 'em about with a soft Leathern-Thong: After which make the Horse rise, and he will both stale and dung. In a desperate case, exhibit an Ounce and an half of the Preparation of *Antimony*, called the *Angelical Powder*, made up into a Ball with *Butter* and *White-wine*.

Of the Head-Ach.

HOrses are sometimes liable to Pains in the Head, occasion'd by extream Heat or Cold, Blows, or noisome Smells. The Signs are, hanging down of the Head, dropping of his Urine, dimness of Sight, swollen and waterish Eyes. For cure; make him sneeze by Fumigation; then let him bleed in the Palate, keeping him fasting fourteen Hours after. This done, spurt into his Nostrils Wine, in which *Euphorbium* and *Frankincense* have Been boil'd. Others advise to let him bleed three Mornings together, then walk him a while; and after that cloath him, and cover his Temples with a *Plaster of Pitch*. Let him eat but little, and stand in a dark Stable.

Of an Apoplexy or Palsie.

Sometimes a Horse will be so taken, either in the Neck, that he cannot put his Head down to the Ground, or in the After-parts, that he cannot rise, the Sinews of his Flank being palpably hard. For Cure; anoint his Neck with *Oil of Peter*, drying it in with a hot Iron, and then wind a little loosely about his Neck, from his Shoulders to his Ears, a Thumb band of the longest hottest Dunghil-Litter. If the Malady lies in the After-parts, lay him upon the Litter of a hot reeking Muckhil, after the Parts are anointed, and lay a Cloth over that to keep it on, renewing it four times a Day.

Of the falling of the Crest, Manginess in the Mane, or the shedding of the Hair.

THese Diseases proceed from Poverty or overriding. Blood-letting and good keeping will certainly raise the *Crest*. Anointing with *Butter* and *Brimstone* will cure a *mangy Mane*. And the Application of the Ashes of *Southernwood* mix'd with *common Oil*, will make the *Hair* smooth, thick, and fair.

Of a Canker in the Nose, Mouth, or any other part of the Body.

TAKE equal quantities of the Juice of *Plantane*, *Vinegar*, and Powder of *Allom*, and anoint the Sore twice or thrice a Day.

Of the Poll-Evil.

THE *Poll-Evil*, so call'd from its breeding in the *Poll*, behind the Ears, is a great Swelling or Inflammation, occasioned by a Bruise or Blow, or the Horse's struggling with a new *Hempen-Halter*. There are some *Poll-Evils* in the Head, and some in the Neck: But for a general cure, the following Remedy will serve; shave off the Hair, and apply a Plaster of *Black Shoemaker's Wax*, spread upon white allom'd Leather, till the *Imposthume* breaks. Then apply a hot Poultis of *White-Wine*, boiling hot, mixt with the Loam of a *Mud-Wall*, *Straws* and all; renewing it once a Day till the *Imposthume* is well.

For

*For a Horse burnt by a Mare, and for the
Colt-Evil.*

THIS is known by the Mattering of his Yard. For cure; Take a Pint of White-Wine, in which boil a quarter of a Pound of Roch-Allom, and when it is cool, squirt it with a Syringe as far into his Yard as you can. If he sheds Seed, give him every Morning a Ball of *Turpentine* and *Sugar* mix'd together. Some anoint the Yard with a Salve of the Powder of *Avens*, and Leaves of *Betony* stamp'd with White-Wine.

*To cause a Horse to Piss, for his relief in
some Cholicks.*

PUT two Ounces of the Syrup of *Dialthæa* to a quarter of a Pound of *Castle-Soap*, beat them well together, make pretty big Balls, and dissolve one of them in a Pint and a half of strong Beer, scalding hot: When 'tis lukewarm, give it him in a Horn, and let him fast an hour after.

*For a Horse that Galls between the Legs, thro'
Heat or ill Dressing.*

TAKE a *new Egg*, crush it between his Legs, and rub the gall'd places with it, after the Sores are wip'd.

To kill Lice.

TAKE the Juice of *Beets* and *Staves-acre*, beaten together, and anoint the Body all over with it.

For a Horse's Yard that is foul'd or furr'd without, so that he pisses in his Sheath.

TAKE fresh *Butter* and *White wine Vinegar*, melt them, then pull out his Yard, take off the Filth, and wash it with the *Butter* and *Vinegar*; injecting also some into his Yard.

Of the Stiffing.

A HORSE is said to be *Stiffled* when the *Stiffing-bone* is out of its Place, so that it sticks more out on the one Side than the other, and the Horse dares only to touch the Ground with his Toe. For Cure; set a Patton-shoe on his sound Foot, and so turn him to Grass; for that will compel him to tread upon his lame Foot, and the straining will recal the *Stiffing-bone* to its Place. Or swimming in a Mill-Pool or Pond till he sweats behind the Ears will perfect the Cure; tho' swimming is improper for any other Strain but this. After the swimming lead him home cloath'd, and peg the opposite Foot as long as he stands in the House: When he is dry, rub in an Ounce of the *Oil of Turpentine*, shak'd in a Glass with as much *strong Beer*; tho' this makes it swell a little for the present, yet it proves an effectual and speedy Cure.

Schmit's

Schmit's Ointment, very effectual in restoring
the Hoof.

TAKE half a Pound of Rosin and a Pound of Oil Olive, melt them in a Copper-Bason tinn'd; a Quarter of an Hour after the Removal of the Vessel from the Fire, add *Mastick* and *Olibanum in Powder*, of each an Ounce and an half; stir the Ingredients together about half a Quarter of an Hour, and then add half a Pound of common *Turpentine*, continuing to stir a little longer to incorporate the whole.

At the same time take half a Pound of *Honey*, and half a Pint of strong *Aqua-vite*, boil them gently till they begin to smoak, not forgetting to stir them; then add *Vardigreese* and *Copperas*, in very fine Powder, of each three Ounces, stirring and boiling till all the Substances be united; and as soon as the Mixture is half cold pour it into the first Bason where the Oil is, which ought to be half cold also: Mix 'em together, and immediately add two Ounces of *burnt Allom* in fine Powder, one Ounce of *Orpiment*, stirring and mixing 'em with the rest; and as soon as they are all incorporated, add *Flower of Linseed* and *Fenugreek*, of each three Ounces, stirring the Mass till it be almost cold; at last add two Ounces of *Aloes* in fine Powder, stirring till it be incorporated with the rest of the Ointment, which will then be completed, and must be kept in a Pot. Its Colour is not much different from that of *Aegyptiacum*.

This Ointment cleanses, resists Corruption, heals, and makes a fine Cicatrice; and this alone may serve to cleanse the greatest Wounds, to separate a *Felander*, or any other extraneous Body, and draw them out of a Sore; mix the Ointment with an equal Quantity of *Sugar*, and apply it with a

Bolster of Flax. The same Application is convenient when one of the quarters of the Hoof is cut away.

Since the Hoof does not always fall quite away at once, but by degrees, and usually after considerable Intervals, you must apply this Ointment cold to all the sore and raw Parts; and if the Flesh grow too fast, or appear frothy, burn the highest part of it, and then apply the Ointment.

This Ointment also is very proper for Wounds in the Withers, and in all other Parts of the Body, for it keeps 'em very clean, and prevents a Gangrene.

Those who carry Trains of Horses to the Army, or travel with a great number of Horses, should always make provision of a sufficient quantity of this Ointment. And if Farriers had it in their Shops, they would daily make new Discoveries of its Virtues, and lay aside the use of the *Unguentum Apostolorum*, and all drying Powders. The Application of this Ointment, after the use of an *actual* or *potential* Caustery, and after the Scabs are fall'n off, is a present Remedy for all *Quitterbones*, where they proceed from outward or inward Causes.

It may be call'd an excellent kind of *Aegyptiacum*, and very effectually restores and strengthens the Sole, when the superfluous moisture of the Flesh hinders its growth.

You may cure watry or running Sores in young Coach-Horses, by shaving off the Hair, and applying this Ointment daily. The same may be also used in the Cure of *Pricks* or *Stubs*; but there are other Ointments more effectual in that case.

Neat-Herds Ointment for the Mange.

TAKE *burnt Allom* and *Borax* in fine Pouders, of each two Ounces; *white Vitriol* and *Verdigrease* beaten to a very fine Pouders, of each four Ounces: put 'em into a very clean Pot, with two pounds of *Honey*, and boil 'em over a clear Fire, stirring all the Substances together till they be well incorporated. After the *Ointment* is cold, add two Ounces of strong *Aqua-fortis*, keep it well cover'd for use, stirring it once a Day, during the first six Days. One Application, or two at most, will perform the Cure; but you must take care that the Horse may not be able to reach it with his Teeth. If his Tail be Mangy, you must first scrape the place.

Sometimes this *Ointment*, when it is laid on thick, makes the Skin fall off like Scales, but without any danger, for the Scab may be easily separated, by anointing it with *Tallow*; after which the Horse is perfectly freed from the *Mange*, and even tho' the whole *Cuticula* or Scarf-Skin fall off, it will come again with the Hair, rarely leaving any considerable Mark.

This *Ointment* is not only good for the *Mange*, but also for the Pains, running and watry Sores, foul Wounds and Ulcers, Arrests, Mules, and other such like Sores, which it dries up effectually; but it ought not to be apply'd when the Legs are swell'd or gourdy; for after the drying up of the Sores, the Legs remain still swell'd and full of Humours, which will certainly break forth in some other part; and therefore the Humour must be first evacuated by the *white Honey-Charge*, or some other convenient Remedy, and then dry'd up with this *Ointment*.

The same Remedy cures the Sores in the Urinary Passages of Oxen, that proceed from their being

nastily kept, and heals Wounds in Horses, but not without great Pain and Smarting. 'Tis a sort of *Aegyptiacum*, of excellent Use for the healing of foul Sores in the Feet, or any other Part of the Horse's Body. 'Tis stronger than the *Countess's Ointment*, but does not bind so effectually; and is not inferior to the best *Aegyptiacum*, for cleansing Wounds and Sores, and consuming corrupt Flesh.

The Countess's Ointment, to heal and close up the Sores occasioned by Imposthumes in the hairy Part of the Foot.

TAKE half a Pint of *Aqua-vita*, and a Pound of *Honey*, boil 'em over a very small Fire, in a clean glaz'd Pot, stirring 'em with a Slice till the *Honey* be thoroughly heated and incorporated with the *Aqua-vita*; then add *Verdigreese*, *Gall*, and *Venetian Borax*, of each two Ounces, strain'd thro' a fine Searce, with two Ounces of *white Vitriol* beaten; boil 'em all together over a gentle Fire, stirring 'em till they be well incorporated, and keep the *Ointment* for Use, in the same Pot, well cover'd.

Apply this *Ointment* cold on a little Cotton or Flax; and, above that, charge the whole Foot with a white or black *Restrington*: Thus the Sore will be healed, and the Hoof fastened to the Skin, after the first or second Application.

In this case, the main scope of the Cure should be to strengthen and bind the upper Parts, or to drive the Matter downwards. This may be done by applying the *Ointment* above, with the *Restrington Charge* over it, and dressing the Hole made in the Foot with the *Vulnerary Water*, the *burning Balsam*, or the *Oil de Merville*, or of *Gabian*.

The Duke's Ointment, proper for all sorts of Swellings accompanied with Heat, or Inflammations.

TAKE clear and pure *Linseed Oil*, one Pound; Flowers of *Brimstone*, four Ounces; put 'em into a *Matras* or *Glass-Vial* with a long Neck, letting it stand in a moderate *Sand Heat* for the space of an *Hour*; after which, augment the *Heat*, and keep it up to the same *Degree*, till the *Flowers* be perfectly dissolv'd. In the mean time, before the *Oil* grows cold, lest part of the *Brimstone* fall to the *Bottom*, melt a *Pound* of *Tallow*, or of *Boars-Grease*, in another *Vessel*, with two Ounces and an half of *White Wax*; instead of which, if you can procure *Horses Grease*, the *Remedy* will be more effectual; but then you must take four Ounces of *Wax*, because *Horses-Grease* is not so thick as the *Boars-Grease*. The *Grease* and *Wax* being wholly melted, pour in the *Linseed-Oil*, and removing the *Vessel* from the *Fire*, stir the *Ointment* with a *Slice* of *Alkanet-Root* till it be cold.

It resembles *Ointment of Roses*; for the *Brimstone* is so perfectly dissolv'd, that you can hardly perceive it otherwise than by the *Smell*. This *Ointment* is apply'd cold; it eases *Pain*, and asswages all sorts of *Swellings*, *Blows*, *Bruises*, &c. in the *Hammes*, *Withers*, *Sheath*, and other *Parts* of the *Body*, provided it be applied for a considerable time.

*The Suppurative or ripening Ointment, call'd
Basilicum.*

TAKE *yellow Wax, Sheep's Suet, Rosin* and *black Pitch*, of each half a Pound, cut 'em into small Pieces, then put five Pounds of *Oil Olive* into a Bason or Pot, set it over a pretty strong Fire, and when the Oil is hot, add the other Ingredients; after they are wholly melted, strain the liquid Mass through a piece of *Canvass* or coarse Cloth, and then add a Pound of *Turpentine*, stirring it constantly till it be cold: So shall you have an excellent Suppurative; with which you may ever chafe the Parts that you mean to ripen, or anoint Tents with it, in order to digest and ripen the Matter.

The Liquid Caustic.

TAKE the *Spirit of Salt and Nitre*, of each two Ounces, put 'em into a Matrafs, and after the ebullition is over, if any happen, add two Ounces of *Quicksilver*, and place the Matrafs in a moderate heat, till the *Mercury* be consum'd or disappear; then add two Drams of good *Opium*, and you will have an excellent *Caustic*, which must be kept in a glass Vial.

The true Ointment of Montpelier.

TAKE of the true *Ointment of Roses, Marsh-mallows, Populeum,* and *Honey,* of each a Pound; mix 'em cold, and keep 'em in a Pot close cover'd. This *Ointment* strengthens without Heat, and is proper in all cases where there is occasion for *Charges* or *Ointments.* Note, The *Ointment of Roses* is often adulterated, by taking *Tallow,* coloured red with *Alkanet,* and washing it in *Rose-water;* as well as that of *Populeum,* by adding *Verdigrease,* to give it a bright green colour, and so make it more saleable.

An excellent Pouder for pursive Horses.

TAKE three Pounds of *Linseed,* and spread them in an Earthen Pan; put the Pan into an Oven, as soon as the Bread is taken out; shut the Oven, and stir the Seed in the Pan once every Hour. Continue after the same manner to put the Pan into the Oven, immediately after the Bread is taken out, till the Seeds grow dry and brittle, and all their moisture be exhal'd. Then take two Pounds of *Liquorice* rasp'd, or rather a Pound of the black Juice of *Liquorice,* which is more effectual, and almost as cheap; *Anniseeds,* half a Pound; *Sage,* and *Leaves* and *Flowers* of *Hyssop* dry'd, of each half a Pound; *Cardus Benedictus,* and *Leaves* and *Flowers* of *Lesser Centaury,* of each four Ounces; *Leaves* of *Long Birthwort,* two Ounces; *Speedwel* and *sanicle,* of each two Handfuls; *Roots* of *Elecampane,* four Ounces; *Comfrey,* and *Roots* of *Marshmallows,* or *Mallows,* of each two Ounces; *Gentian,* half an Ounce; *Mistleoe* of the *Oak,* two Ounces; dry all

K k 4

the

the Ingredients in the Shade, reduce each of 'em to Powder apart; mix 'em together carefully, and preserve the Powder in a Leathern Bag close tied. Give the Horse every Morning two small Silver Spoonfuls of this Powder in two Measures of moisten'd Wheat-Bran, making him fast an Hour and an half after. At Noon and at Night mix a Spoonful with his Oats, which must be also moisten'd; and in the mean time give him no Hay, but only good Wheat-Straw. If the Horse is not eas'd by a methodical use of this Remedy, you may conclude his Purfiveness to be incurable.

The End of the Appendix.

T H E
T A B L E.

A.

- A**GE, how to know it while a Horse hath Mark, Pag. 14. what is necessary to be kept in Memory for that end 15. old Horses labour, eat, and sleep better than young ones 17. how to know the Age of a Horse that is past Mark, shell-tooth'd, hollow-tooth'd, or counter-mark'd 17. Signs of old Age 18, 19.
- Agility, see Vigour.
- Amble, its true Motion, and Difference from a Walk 189, 190.
- Ambling, how to know if a Horse ambles well 61, 62. the true and easiest way to make a Horse amble 175. Amble and Trot, both prejudicial to Speed 158, 159.
- Anbury, 362.
- Anticor, 353.
- Antimony, its Analysis 314.
- Antimonial Preparations 313. Golden Sulphur of Antimony 316.
- Apoplexy 365.
- Appetite, how to know if a Horse has a good Appetite 68. a good Belly no certain Sign of a good Appetite 69. how to preserve it on a Journey 74, 75. Appetite lost 229.
- Arched Legs, an Imperfection in a Horse 31. why Spanish and Barbary Horses are commonly arch'd 31. how to shoe arched Horses: See Shoeing.
- Arman for a Loss of Appetite 230.
- Arrests, see Rat-tails.
- Attaint, 275.
- Ayres, or artificial Motions of a Horse describ'd 191.

B.

- B**ack-gall'd 229. sway'd 334.
- Back-Sinew, its best Shape 12. in the Fore-Leg it should be large, firm, and separate from the Flank-Bone 31, 32.

The T A B L E.

- The Bag wherein the Foal came forth of its Mother's Belly, good against all Diseases under six Years old* 151.
- Balls for running Horses* 154. *Markham's Cordial Balls so much esteemed by all English Farriers* 169. *Chewing Balls to retrieve the Appetite* 231. *Cordial Balls* 234, 237.
- Balotade describ'd* 192. *how to perform it* 217.
- Barbs* 227.
- Barrs describ'd* 2. *how they should be shap'd* 8. *if the Barr of the Mouth be hurt and healed up, 'tis a bad Sign* 57.
- Bath to preserve a Horse's Legs after a Journey* 79. *a Bath to resolve hard Humours* 266.
- Bay, the most common of all Colours* 63. *all Bay Horses have black Tails and Muzzes* 63. *dappled Bay and dark Bay* *ib.*
- Beard, its due Qualities* 8.
- Beating upon the Hand, how to cure it* 213.
- Belly, when well shap'd* 11. *how to know if a Horse has a good Belly* 47. *some Horses have the Shape of a Cow's Belly* 48, 49. *how to recover a good Belly* 48. *a Caution concerning light-belly'd Horses* 49. *how to cure Gaunt or Light-belly'd Horses* 362.
- Bitt, how to accommodate a Horse with a Bitt proper for him* 70, 135, 139. *light Bitts best upon a Journey* 70. *a Description of such Bitts as are most in Use* 136. *of the Canon Mouth jointed in the middle* *ib.* *of the Canon with a fast Mouth* *ib.* *of the Canon with a port Mouth* 137. *of the Canon Mouth, the Liberty after the Form of a Pigeon's Neck* *ibid.* *of a Scatch-Mouth with an Upset or mounting Liberty* *ibid.* *of a Canon Mouth, the Liberty after Mr. Pignatel's fashion* 138. *gentle Bitt-mouths preferable to rude ones* *ib.* *Horses arm themselves two ways against the Operation of the Bitt* 143. *how to prevent their so doing* *ibid.*
- Bitings of mad Dogs and venomous Creatures* 304. *Bitings of Mice* 306. *Bitings of Serpents* 307.
- Blazes divided in the middle cross-ways, a sign of an odd Disposition* 67.
- Bleeding at the Nose or Mouth* 246. *from a Wound* 300. *after Blood-letting* 229.
- Bleimes, what it is, and how it comes* 99, 119. *how cur'd* 355.
- Blindness absolute, how discern'd* 24, 25. *how occasion'd in Foals by eating Oats* 151.
- Blood staled* 258. *Ebullition of the Blood* 327. *Blood-running Itch* 327.
- Bleeding profitable in many Diseases* 128. *six Reasons for letting blood* *ib.* *the Inconveniences of letting blood* 129. *what parts of the Body 'tis proper to bleed in, and upon what Occasions* 129, 130. *Precautions to be observ'd in blood-letting* 131. *how to stop the excessive Bleeding when a Horse is bled in the Palate* 130. *how to adjust the Quantity and Quality of Blood* 132, 133.
- Blows* 267, 268.
- Body, how to know if a Horse has a good Body* 47. *a light-body'd Horse that's fiery, quickly destroys himself* 48. Bones

The T A B L E.

Bones broken, 263.

Botts, 233.

Bran wet, good for lean Horses, 81. scalded Bran good after Bleeding, 231. Bran instead of Oats proper before and after Bleeding, 132.

Branches of a Bridle, 139. rude and gentle Branches and their Effects, 139, 140. how to discover what Branch is proper for a Horse, 140. a strait Branch like a Pistol, *ib.* a Branch after the Constable of France's Fashion, *ib.* a Branch after the Form of a Gigot or Leg, *ib.* a Branch after the Form of a bent Knee, proper for Horses which arm themselves against the Operation of the Bitt, 141. a Branch after the French Fashion proper to raise a Horse's Head, 142. another Branch hardy for the same purpose, *ib.* a Branch more hardy to bring in a Horse's Head, 143. another Branch more hardy than the preceding, *ib.* what Branches are most proper for slender Necks and tender Mouths, 144. how to know a rude Branch from a gentle one, *ibid.*

Bread made of Barley and Beans proper for Racers, 153. Nothing is more apt to surfeit a Horse than new Bread, 162. Bread to be given to a running Horse in the second Fortnight's Feeding, *ib.*

Breast-plate, its due Length and Situations 71.

Breath short 309.

Of Breeding, and how to raise a good and beautiful Race of Horses 145. the Duke of Newcastle, the best Author upon that Subject 144.

Brittle Fore-feet should be anointed upon a Journey 77.

Burning by a Mare, see Colt-Evil.

Burstnenss 338.

C.

Calkins spoil the Feet 119. but are convenient in time of Frost 119, 120. Calkins fashioned like the point of a Hare's Ear, not very dangerous 87, 120. great square Calkins are the worst, 87, 120.

Canker in any part of the Body, how cur'd 366.

Canon, see Bitt.

Capelet, what it is 35.

Capriole, an artificial Motion 192. how to perform it 216.

Cavezon, how to fix it 194, 195. see inward Rein.

Cauftick (perpetual) 349. liquid Cauftick 374.

Champing on the Bitt, a Token of a good Horse 58.

Channel describ'd 2. its best Shapes 8.

Chest foundering, its Causes, and difference from Pursiness 52.

Chest foundering 309.

Chain, a good Chain makes a thick-headed Horse light on the Hand 187.

Chops or Cracks in the Legs 346.

Chrystal of the Eye, when faulty 22.

Cinnabar Pills for Wounds 294.

Circles, the first riding of a Horse upon Circles 194.

Clay.

The TABLE.

- Clay blue, good to recover a Horse's Feet 79, 80.
 Clefts in the Legs 346.
 Closed behind, an Imperfection in the Hammes 34.
 Coach, some Horses not proper for a Coach 30. 48. a Caution to be observ'd in buying them 48. the first shoeing of Coach-Horses is of Consequence 97.
 Cods inflam'd or swell'd 337.
 Coffin described 3. Coffin-bone described 4. its falling down disfigures the Foot 118.
 Cold, a great Enemy to Horses 150.
 Cold with a Cough 235. with a beating in the Flanks 235, 236.
 Cholick in general 255, 256. a Cholick from over-feeding 250. Wind-Cholick 251. Cholick from glassy Phlegm 252. Worm-Cholick 254. Cholick from a Suppression of Urine 256.
 Colour, Observations upon the different Colours of Horses 63.
 Colts of one's own Breed not to be made use of for Stallions 149. when to separate them from the Fillies 152.
 Colt-Evil cured 367.
 Cooling Medicines to be cautiously used 315, 322.
 A Cord, or Hollow along the Ribs, a Fore-runner of Purpiness 50. Cords cured 362.
 Corner-Teeth described 2. the Age known by them 3.
 Coronet described 3. how it should be shaped 12. Ulcers in the Coronet 46.
 Corvet, what Motion it is 192. how to make Corvets straight forwards, or along a Wall 211, 212. Corvets sideways 213. Corvets backwards 214. Corvets upon the Volts 214. the Cross and Saraban upon Corvets 215. how to change upon Corvets 225. very dull or very fiery Horses improper for Corvets 216.
 Couch, how to make a Horse couch upon his Outside 207.
 Cow-dung softens the Sole 77. but spoils the Hoof 79.
 Cough in Foals 151.
 Cough 307.
 Countermark'd, see Age.
 Cramp, how cured 361.
 Crapaudine, what it is, 46. how cured 364.
 Crescents, what they are, 118.
 Crest-fallen, its Cure, 366.
 Crocus Metallorum 312.
 Crown-Scab, (both moist and dry) seldom cured 34. Crown-Scab 286.
 Croup, a Horse's Croup too much subjected by Circles 202. Croup put too much out, or too much in, how corrected 205, 206. Croup, how it should be shap'd 11. what a Rocking Croup is 55.
 Croupade, what it is, 192. how to perform it, 217.
 Crupper, when and how to use it 71.
 Curb, what it is 35. large Curbs 139. how to cure Curbs 357.
 Cut, see Interfere.

The TABLE.

D.

- D** Ark, the darker you keep a Running-Horse the better 160.
Deer-Colour 65.
Lieutenants Decoction 311.
Demy-ayre or Demy-volt, what it is 191. how to change upon
Demy-volts 209.
A Detergent for a Gangrene 299.
Disunited Legs, how put to rights 191.
Dock-piece, how to manage it upon a Journey 71.
Dragon, or white Spot in the Bottom of the Eye 85.
Drench, how to prepare and exhibit a Drench 125.
Drinking soon after hard Riding pernicious 76.
Driving musically, what it is described 23.
Dull, a sign of a dull lazy Horse 61.
Dung of a Horse to be observ'd upon a Journey 78. moisten'd
Dung good for a Horse's Fore-feet after Shoeing 88, 92, 95,
96, 103, 109. Slimy and Viscous Dung shews that a Running
Horse is not duly prepar'd 155.
Dust upon a Journey dries a Horse's Mouth, and spoils his Appetite
74.

E.

- E** Ars, when well-shap'd 5.
Eel-back'd Horses 65.
Electuary of Kermes 233.
Emetick Wine 241, 314.
Ermin'd white Feet a good Mark 67.
Essence of Vipers 251.
Eye, how it should be shaped 6. how to judge truly of a Horse's Eyes
22. how to know Moon-Eyes 23. what Colours are most subject
to weak Eyes 25. what time Horses are most subject to a Weak-
ness of Sight 25. some vulgar Errors about the trying of a
Horse's Eyes 25. the Eye-pits hollow, a Mark of old Age 6.
unless the Horses be got by old Stallions 20.
Eyes, their Diseases 242. Rheums Ibid. 243. Inflammations 244.
Blows or Hurts 244. Films 245. weeping Eyes 244. Moon-
Eyes 245.
Eye-Water 243. a cheap Eye-Water 243.

F.

- F** Alls 334. Falling of the Fundament 343. Falling upon the
Ground or in the Water corrected 180.
Farcy occasioned by excessive Feeding after a Journey 81.
Farcin recent, how cured 325. inveterate 326.
Faults in Horses, how discover'd 26.
Feather in the Forehead a good Sign 51. 67. as also upon the Ply
of the hind Thigh 67.
Feeding, see Running-Horses.
Feet, how to know a Horse's Feet 41. fat Feet hard to distinguish,
42. weak Feet, what it is 44. too long Feet are bad 45. found-
er'd Feet grow still worse 47. White Feet, see White. Feet to
be

The T A B L E.

- be prick'd upon a Journey, and stop'd over night with Cow-dung 77. what is meant by tender Feet 78. Flat Feet, see Shoeing. Large Feet aptest to be spoil'd 98. Feet, their Disorders 280. Feet wasted or shrunk 288, 289.
- Fevers 322. Fevers from foundering 310.
- Figs on the inside of the Jaw-bone not dangerous 27. Figs on the Frush, what they are 39. how to know if a Horse has had 'em 39.
- Fillets describ'd 3.
- Fire, the only Remedy for an Ox-sprain and Fardon 37. 'tis profitable to the Hoof upon many Occasions 43. Fire, how to give it 269.
- Flanks describ'd 3. their due Form 11. when a Horse has no Flanks 47. how to know when his Flanks are out of Order 49.
- Flexible Joints the chief Quality of a Horse of Manage 30, 31.
- Foal, how long a Mare goes with Foal, and which is the most proper time to Foal here in England 146. at what time Foals are to be wean'd, and how order'd 150.
- Foal-Teeth 2.
- Food, dry contributes much to the Beauty of Horses 152, 153.
- Foot, its Parts describ'd 3. when it ought to have a Star 5. its Heel ought to be large and open 42. it ought neither to be too fat nor too small 46, 47.
- Forehead, how best shap'd 15.
- Fore-legs, how they should be shap'd 12.
- Formes, what they are 34. they are an uncommon but dangerous Imperfection 34.
- Foundering, Obstructions in the Lungs occasion'd by Foundering 309. Fevers occasion'd by it 310.
- Foundering, how to prevent it after hard riding 80. a Horse founder'd in the Feet, should neither have his Toes pared, nor his Heels much taken down 119.
- Fret, see Cholick.
- Froth in the Mouth a good Sign 9, 58. especially if it be white and thick 58.
- Frush or Frog describ'd 3. how it should be shap'd 13. it ought to be par'd flat 101.
- Frush scabb'd 285.
- Fund, see Source.
- Fundament fallen down 343.
- Fuzies dangerous 33.

G.

- G**alling of a Horse's Back on a Journey, how prevented and cur'd 76: Galling between the Legs cur'd 368.
- Galls on the Back 299. Saddle Gall 292. Harness Galls 300.
- Gallop, its true Motion 190, 191. Galloping before blood-letting unseasonable 132. Galloping as soon as the Horse comes out of the Water prejudicial 159.
- Gangrene 298.
- Gatherers, the Use and Division 24

The T A B L E.

- Geldings not so easily reduc'd from some Tricks, as Stone-Horses 59.
 Giddiness 260.
 Glanders 239.
 Glanders rarely cur'd 27.
 Glyster for Costiveness in running Horses 156.
 Glysters always beneficial 125, 126. they ought to be given in a large Quantity 126. Purgative Glysters should not be fat *ibid.* How and with what Precautions to give Glysters 126, 127. Glysters for a Cold with a Beating of the Flanks 236. for Bleedings 247. for the Vives 249. A purging Glyster for Fevers 323. a cooling Glyster for Fevers 323. a scouring Glyster 341. a binding Glyster 342.
 Go, how to know if a Horse goes well 55. a vulgar Mistake concerning it 55, 56.
 Going back upon a straight Line, how taught 199. going back in a Circle 199.
 Grass good for young Horses if they are not purisy 81. May Grass purges by softning and soaking the Humours 122.
 Gray-colour 66. Fleabitten Gray, Horses of that colour commonly good 66. Gray Horses become white when they grow old 21. Branded Gray, light or silver'd Gray, and sad or powder'd Gray 63. black, brownish, and dapple Gray 64. Iron colour'd Gray 66.
 Grinders describ'd 2.
 Gripes, see Cholick.

H.

- H**Æmorrhagy 246.
 Hair-shedding cur'd 366. Sores in the Hairy part of the Foot 373.
 Halt, a Sign of halting 54.
 Halter cast 352.
 Hamme describ'd 4. how it should be shap'd 13. the Imperfection 'tis lyable to 34, &c.
 Hand, How to correct a Horse that's hard in the Hand 194. Hand has the Preheminence of the Spur 223.
 Harnes Galls 300.
 Haunches, when they are of a just length 56.
 Head, when well-shap'd 4. Head-ach 365.
 Heats, see Running-Horses.
 Heavy, a Sign of a Horse that's heavy on the Hand 61.
 Heel, its best Shape 13. Kib'd Heels, see Mules Traverse. Low Heels, how distinguish'd 42. narrow Heels 45. one side of the Heel higher than the other, a Fault *ib.* Heel Nails to be drawn after a Journey, and why 78, 79. Heels are not to be pared 82, 84. Low Heels, see Shoeing. Narrow Heels, see Hoof-bound. Taking down the Heels prevents Hoof-bound and Bleimes 99. it helps the bending of the Pastern 113. and Arch'd Legs 115. and treading on the Toes on the hind Feet 116. How to help unequal Heels 109. Heels scabb'd 285.

Heels.

The T A B L E.

- Heels, how to make a Horse obedient to the Heels 200.
Hind-leg, its Parts described 4. what are its best Shapes 13. & Weakness in the Hind-leg that is not in the Fore 40.
Hips strain'd or wrench'd 261.
Hoof described 3. its Shape and good Qualities 13. how to distinguish a bad Hoof 41. Hoof-bound 44. 288. its Causes 99.
Hoofs, their Disorders 280. 370. thin hoof'd Horses must rest after they are shod 42. some Clefts in the Hoof dangerous 42. its good and bad Qualities 41. its Thickness 85. Hoof-Salve, see Ointment. Hoof-Salve good for flat Feet 91. the Horn of the Hoof follows the Form of the Shoe 100.
Honey-Charge white 350.
Honey-Charge red 262.
Horses yield Profit and Pleasure 1. the Names of the Parts of a Horse 1, 2, &c. the due Shape of their Parts 4, &c. how to know if a Horse be well bodied 47. two necessary Qualities in a good Horse 60.
Hough-bonny, how to cure it 360.
Hunting Horses, how to chuse 'em 62.
Hurts of all sorts 290.
Hydrocele, or Cods fill'd with Water 337.
- I.
- Jardon more dangerous than the Spavin 37. Jardon and Spavin join'd by a Circle, or hereditary, incurable 37. they are more to be fear'd in young Horses than in old 37. their Cure 358.
Jaw-bones, their due Shape 6. the Sharpness of the nether Jaw-bone a Sign of old Age 20. good distance between the Jaw-bones contributes to the goodness of the Mouth 5.
Incest, no such thing among Horses 149.
Inflammations, a Cure for 'em 373.
Infusions simple will not purge Horses 123. how to make them purgative, and exhibit them 125.
Injection for promoting an Evacuation by the Nose in the Strangles 235. for the Glanders 239, 240.
Instep described 4. its due Qualities 13, 14.
Interfere, four things occasion it 120. how to shoe Interfering Horses 120.
Inward Rein of the Cavezon tied to the Girths, or pull'd low, is excellent for Galloping or Trotting upon Circles of one Tread, and for Corvets upon Circles 203. tied to the Pommel of the Saddle, or pull'd high, it works his Croup, and is most proper for terra a terra 204. how strait it should be tied either to Pommel or Girths 205.
Journey, how to preserve Horses sound upon a Journey 70. how to order them in the Beginning of a Journey 72. short Marches best in the Beginning of a Journey 72. how to manage a Horse when you come to your Inn 73. how to preserve a Horse after a Journey 78. how to recover Horses that are harrass'd and lean after a long Joueney 80.
Itch, Blood-running 327.

The T A B L E.

K.

Kernels loose and moving between the Jaw-bones 26. fix'd
Kernels 27. Knee, its best Shape 12.

L.

Lampas 226. Lapis infernalis 349. Lapis mirabilis 295.
Lean Horses fatten'd 318. Leanness occasioned by Fa-
tigue, how to remedy it 80. Leek-heads of two sorts 38, 39.
Legs, the Proportion of their Length to that of the Body 14.
sometimes they are as long at a Year old as ever, but not always
14. how to know when they are good 28. three Marks of bad
Legs 29, 30, 31. broad and fat Legs are best 31. other Im-
perfections in the Legs 31, &c. to 40. what is meant by ma-
king use of the fifth Leg 70. how to keep the Legs from swell-
ing after a Journey 79. how to recover the Legs going from
the Knee to the Coronet in a straight Line 10, 11, &c. how to
help arched Legs 115. how to help broken Legs 263. tired,
stiff, decay'd Legs 264, 265. swell'd or gourdy 266.

Lice kill'd 368.

Limbs, how to know when a Horse is well planted on his Limbs 53.

Lime-water 295. Line of the Banquet, what it is, 139.

Lips ought to be thin and little 8.

Listenings proper in Running 155.

Litter fresh makes a Horse stale 73.

Long-haunch'd Horses good to climb up Hills 56.

Long-jointed, Imperfection in a Horse 29. Lungs obstructed 309.

Lying down after Riding proceeds oftentimes from Pains in the
Feet, 77. a Horse must be so tied that he may lie down easily 78.

M.

Male, how to make a Mare conceive with a Male Foal 149.

Madness occasion'd by Bitings 304.

Malenders described 53. Malenders 270.

Manage 287. Manage, the due Age and Stature of a Horse de-
sign'd for the Manage 187. no Exercise more violent for a Horse
than the Manage 188. if a Horse's Shoulders be not very easy
and supple, he is incapable of the Manage 196, 197.

Mane, how it should be shap'd 9. mangy Mane cured 366.

Mange 371.

Mares should not piss often on a Journey 72. after a long Journey,
its proper to give them Horses 81. when and in what manner a
Mare should be cover'd 145. how to prepare a Mare for the
Stallion 148. what Mare to make choice of for Breeding 149.

Mark, see Age.

Mash proper after Blood-letting and other Indispositions 131.

Matter running from the Nostrils, how to judge of it 27, 28.

Mettle, wherein true Mettle consists 48. the difference between
high Mettle and Fieryness 59.

Middle-teeth or Separators 2. the Age is known by them 3.

Molten Grease 328. a Scouring to bring it away 166.

The T A B L E.

- Montpelier (Ointment of) good to make the back Sinews of the Leg stretch the more easily 110.
 Mount, after what manner a Man should mount and try a Horse he intends to buy 60.
 Mouse-colour'd or Dun Horses, the dark with black Extremities are most serviceable 65
 Mouth, its parts describ'd 2. its best shape 7. how to know if the Mouth be good 57.
 Mules, what Shoes are used for them 113, 116. Mules Traverse, what Consequence they are of 39. Mules in the Legs 345.
 Muscle near the Plant-Vein, the Incision of which rectifies the Situation of the Pastern, and cures arched Legs 111, 112, 115.
 Muzzle, its best shapes 7. the use of Muzzles, and which are the best 163.

N.

- N**ails, the thin and small are best for shoeing 82. Directions for the driving of Nails 85. what is to be done before they are riveted ib. what is to be done when the Rivets loosen, and appear more above the Hoof 86.
 Narrow-chested Horses have a bad Body, and breath with Difficulty 47, 48.
 Neck, when well shap'd 9. Deer-Necks describ'd 9.
 Nippers, Teeth so call'd 2. Nostrils, their best Shapes 7.

O.

- O**ats given in great Quantity over-heat the Horse 69. eating 'em heartily, is no certain Sign of a good Appetite ib. they should be given both before and after watering upon a Journey 75. a Horse should be left alone when he eats his Oats 77. how to prevent his eating of 'em too greedily 77.
 Oil of Bays scalding hot, good for the Feet 80, 108, 119. Oil Carminative for Clysters 252. Oil de Merveille 284. Oil of Earth-worms 264, 265. An excellent purging Oil 273.
 Ointment Ægyptiacum 295, 296. Ointment Basilicum 374. Ointment of Beetles, or black May-worms 272. Ointment Coachman's 348. Ointment Conneftable's 281. Ointment Countesses 373. Ointment Duke's ib. Ointment Earth-worms 264, 265. Ointment to make the Flesh grow 296. Ointment Hermit's, for Wounds 297. Ointment for the Hoof 280. Ointment Mercurial 351. Ointment Montpelier 375. Ointment Neatberds 371. Ointment of Oldenburg 347. Ointment for Rheums in the Eyes 244. Ointment Schmits 369. Ointment for Strains in the Shoulders or Hips 261, 263. Ointment for the Strangles 233. Ointment for watery Sores 347.
 Opening a Horse's Heels, after the common way, pernicious 82, 100. how to open 'em when the Sole is taken out 105, 106.
 Osselets, a dangerous Imperfection in a Horse's Legs 37.
 Orvietan 250
 Overpassing the Tread of the Fore-feet with the Hind, a good Mark for ambling, but not for walking 56. Over-

The T A B L E.

Over-reaches, or Calkin-treads 42. *how to help over-reaching*
 117. Over-reach 275, 276.
 Ox-legs, *what it is* 32. Ox-feet, *what it is* 46.

P.

Paces, *shuffling and mixt* Paces *an ill Sign* 62. *the natural Pa-*
ces of a Horse 189.
 Pains in the hinder Quarters *cause light Bellies* 48, 49. Pains in
 the Legs 346. Pain in the Feet *distinguish'd from Sickness* 77.
 Palate *describ'd* 2. *its due shape* 8. *its dryness a Sign of old Age,*
especially in Mares 21. *how to stop a Bleeding in the Palate* 130.
 Palpitation of the Heart 319, 320. Palpitation from an exces-
 sive Heat 321. of cold Palpitation 321.
 Panton-shoes, *good for narrow and low Heels* 45, 88, 103. *and*
to hinder the Sole to grow downwards 92. *and why* 92, 93. *they*
are good for Flanders Mares, before their Feet are bad 93, 95.
how to be forg'd 94, 102. *half Panton-shoes* 100, 101, 107.
how to be forg'd and fitted 107, 108. *why Panton-shoes help*
Hoof-binding 104.
 Pare the Feet, *see Shoeing*.
 Passades, *how perform'd* 219. *how perform'd upon a full Career* 220.
 Passading with half Steps *most proper for Combats* 220, 221.
 Passaging, *how perform'd* 220, 221. Passaging along a Wall 201.
 Passaging upon Circles 201, 202. Passaging the Croup *is excel-*
lent to make a Horse obey the Hand and Heel 205.
 Pastern *describ'd* 3. *its due shape* 12. *long and flexible Pasterns,*
a great Imperfection 29. *how to help Pasterns cast forwards* 111.
 113. Pastern-Joint *describ'd* 3. *when it is said to be crown'd* 30.
 Pastern-Joint *swell'd or gourd'd* 275. Pastern Veins *to be barr'd,*
and how 89, 90. Peach-flower, *see Blossom*.
 Pesate, *what it is* 210. *without it a Horse can never go well in any*
Ayre, tho' it is not to be taught at first riding 210.
 Pills, *how to make up and administer Pills to a Horse* 125. Pills of
 Cinnabar for Wounds 294. English Pills for an old Cough 308.
 Stinking Pills 330, 331. Stomach Pills 232.
 Pillars, *putting a Horse between Pillars after he can rise easily, is*
very pernicious 210, 211. *a new Invention to dress Horses upon*
all Ayres, by the help of one single Pillar 221.
 Pinching, *what it is* 58.
 Piroyte, *its true Motions* 218. *how to assist it* 219.
 Plaster universal for all Swellings 244. Planted, *when a Horse is*
right planted 29, 53. Plat-vein 111. *how stop its Bleeding* 113.
 Poll-Evil 366. Potion *purging and comforting* 317.
 Powder (universal Cordial) 236. Powder of Sympathy 296, 297.
 Powder of Worms 333. *An excellent Powder for pursive Hor-*
ses 375.
 Pricks in the Feet with Stubs or Nails in shoeing, or in the Streets
 282. *a resolving Pultis for the Glanders* 239. *a general Pultis*
for all Swellings 274. *a Pultis for the Hoof-bound* 289.

The T A B L E.

of Purging 122. Purging not to be attempted without great Necessity 122. some Remedies are rather Laxative than true Purgatives 123. Purgatives ought to be given in Substance *ibid.* when to purge a Horse 123, 124. how to prepare a Horse for Purgation 124. how to manage him while the Purge is in his Belly *ibid.* how to order after Purgation *ibid.*

A safe Purge that does not heat the Body 324.

Purshiveness, its Fore-runners 50. how to form a just Judgment of it 50. it may be occasion'd by a Horse's not being brought in Wind before he covers 146. Purshiveness cured 309, 375.

Pye-bald Horses 64. the less White they have the better 64.

Q.

Quarters described 3. Imperfections incident to the Hind-quarters 34. false Quarters, what they are 42, 107. Clefts in the Quarters, see Seyms. Quarter behind 82. Quarters strunk 289. Quitter-bones 293, 294.

R.

Raising of the Legs, when good 54. Raise a Horse's Head, see Branch.

Rat-tails, what they are 38. Coach-Horses of a large Size most subject to them 38. Rat-tails 345.

Rearing an end, how cured 180.

Reins, when well shaped 11. Reinswell'd 304.

A Remedy for Rheums in the Eyes 242. for the Vives 248, 249. for the Cholick 256. for provoking Urine 257. against a staling of Blood 259. to stanch Blood 300. A Remedy infallible for Madness occasioned by biting 305.

A Remolade for a Blow 267, 268. for the Hoof-bound 289.

A Restrictive for flat Feet and round Soles 90, 91, 94.

Resty Horses, how to manage 'em 179, 180. Resty Fades to be rejected 59. Ribs, their due Forms 11. Ring-bone 278.

Ripening Ointment, see Basilicum.

Rising before, the last thing a Horse should be taught, 196, 199.

Rivets, see Nails.

Roan, a good Colour, 64. its several Kinds *ibid.*

Rubbing a Horse's Legs with hard Straw is good when he is cold 74. but very pernicious immediately upon his being put into the Stable 73. Rubican, a mix'd Colour 65.

Rude Motions in a Horse to be opposed 194.

Running Horses, how to chuse 'em 153, 157. the ancient Method of preparing them 153. the Duty of the Rider upon a Race 156. the modern way of preparing Running Horses 157. the time requir'd for Preparation *ibid.* the first Fortnight's Feeding of an Horse, who is foul, or newly taken from the Grass, 158. the second Fortnight's Feeding 161. the first Bread 162. what Muzzles are best for Race-Horses 163. some things to be observ'd in giving of Heats 164. two excellent Scourings, either of which may be given after a Heat 166. how to order him after the Scouring 167. the third Fortnight's Feeding 169. the second Bread *ibid.* how and in what

The T A B L E.

what Cases to exhibit Markham's Cordial Balls 169, 170.
the fourth and last Fortnight's Feeding 170. some useful Observations while a Horse is preparing for a Match 173.

A Rupture 338.

S.

Saddle, how to know if it rests equally upon the Horse's Back 70. the most proper Stuffing for Saddles 71. how to contrive their Shape 71. Saddle-Gall 292.

Sal Polychrest for Horses 315. for Men 316.

Scouring, see Running Horses.

Scratches 277. Scratches sometimes take away a Horse's Belly 49.

Seat of a Man on Horseback 193.

The Secret of raising fine Horses in cold Countries 152.

Seeling, a certain Sign of old Age 21.

Selenders, what they are, and when to be feared 37. Selenders 270

Sense, the difference between Ticklishness and a quick Sense 59.

Sevil and Sevil-hole 139, &c.

Seymes, incident to hoof-bound Horses, and from what Causes 45, 46. how to know 'em 46. how to help 'em 107, 108, 109, 356.

Shaking of the Head and Ears corrected 179. Shank described 3.

Sharp things purge 123.

Shell-tooth, see Age.

Shoes should be put on some Days before a Journey 70. how to know upon a Journey whether they rest upon a Horse's Soles 77. the Art of shoeing all sorts of Feet 81. four Rules to be observ'd in shoeing 82. the lightest Shoes are the best 85. thick Shoes are soonest lost 83. how to pare the Feet, fit the Shoes, and drive the Nails *ibid.* how to shoe Horses that have low Heels 86. how to shoe low and narrow Heels 86, 87. how to keep a large and fat Frush from touching the Ground 87. how to shoe Heels low and narrow near the Shoe, tho' the Frush be large 87, 88. how Heels with a large Frush cannot be helped by shoeing 88. how to shoe flat Feet and high and round Soles 89. vaulted and hollow Shoes pernicious 90, 93, 94, 95. shoeing at the Change of the Moon causeth the Hoofs to grow 91, 92, 104. Panton-Shoes, see Pantons. How to shoe hoof-bound Horses 98. how to shoe a hoof-bound Horse before a Journey 104, 105. how to shoe a hoof-bound Horse that halts to the Ground 105. how to shoe Horses that have false Quarters 107. how to shoe Horses whose Fore-legs from the Knee to the Coronet go in a straight Line, and those whose Pastern Joints bend too far forwards 110. how to shoe Horses which have arched Legs 115. Plaunche-Shoes made use of for Mules 115, 116. how to shoe Horses that tread only on the Toes of their hind Feet, and such as stumble 116. how to shoe an Horse that over-reaches 117. how to shoe Horses that have been founder'd in the Feet 118. how to shoe Horses which cut or interfere 120.

Short-jointed Horses apt to become strait upon their Members 30.

Shoulders, how they should be shaped 10. Shoulders of a Horse, how supplied 194. how to bring in the outward Shoulder 196.

Shoulders wrench'd, splait, or strain'd 261.

Signs

The T A B L E.

- Signs of *Sickness in Horses* 225.
 Sinew over-stretch'd 361. Sit-fast 292.
 Skittish *Horses*, how to manage 'em 181.
 Snaffles small, best for *Running-Horses* 156.
 Sole of the *Foot* describ'd 3. When well-shap'd 13. *Crown'd Soles*,
 what they are 44. Upon thin weak *Soles* the *Shoe* must not rest 85.
Soles round and high, see *Shoeing*. the *Soles* of halting *Hoof-bound*
Horses must be taken out 105, 106.
 Sores, watery in the *Legs* 346.
 Sorrel *Horses*, most of 'em are good 64. unless their *Flanks* are pale
 and their *Extremities* white 65. The difference of *Sorrels* consist
 in the colour of the *Manes* and *Tails* 64.
 Sow-backs describ'd 48.
 Source or *Fund*, what it is 63.
 Spanish *Horses* not the best *Stallions* 145.
 Spavin, what it is 36. Ox *Spavin* not easily perceivable 36. Dry
Spavin oftentimes degenerates into the Ox *Spavin* 37. A *Cure*
 for both 359, 360.
 Specifick for all *Cholicks* 255, 256.
 Splents what they are 32. Pin'd *Splents* ib. A *Splent* joining to
 the *Knee*, lames a *Horse* 33. Double *Splents* dangerous 35.
Splents 271.
 Spunge of the *Heel*, what it is 84. It must neither be too long nor
 too short ibid. How they are to be placed ibid. If great and thick
 they spoil the *Heel* 88.
 Sponge to keep *Wounds* open 292.
 Spurs, Obedience to the *Spurs* a necessary quality of a good *Horse* 60.
 Disobedience to them a sign of a cross dogged *Nature* 359. Blossom
 colour'd *Horses* rarely obey 'em 64. How to make a *Horse* answer
 the *Spurs* exactly 200. Spur us'd as a help when a *Horse* slacks
 upon *Terra a Terra*, or obeys not the outward *Leg* enough 223.
Spurs, a *Correction* for many things, if us'd with discretion 223. But
 given out of time they make *Horses* resty and vicious 224.
 Stag-Evil 363. Staggers 259.
 Staling often to be encourag'd in *Horses*, but not in *Mares* 72. Most
 good *Horses* Stale when they are first put into the *Stable* 73.
 Staling of *Blood* 258.
 Stallion, what *Horses* are fittest for *Stallions* 145. how to order a
Stallion 146. the *Stallion* and *Mare* ought to Feed alike 147.
 Stallion (the *Age* of) 148. Stallion colour 64.
 Stars in the *Forehead*, a good *Mark* in *Horses* that are not white or
 grey 68. how to know when they are made by *Art* ib. the way of
 making 'em ib. Starting remedied 179.
 Stay of the *Legs* when good 54 *Steel Medicine* for *Worms* 333.
 Step and Leap its motion 192. how to perform it 217.
 Stiffle describ'd 4. Stiffling cur'd 368. *Stirrup-leathers*,
 how to prevent their galling of the *Horse's* sides 71, 72.
 Stomach, *Skins* bred in the *Stomachs* of *Foals*, occasioning a *Cough*,
 how cur'd 151. Stones

The T A B L E.

- Stones swell'd 336. Bruis'd or hard 339. Stones drawn into the Body 364.
 Stopping of a Horse, how to be done 198. How to stop upon a Trot or Gallop 211. Stopping upon a Gallop dangerous, before a Horse be accustomed to Stop upon a Walk or Trot 200.
 Straight, when a Horse is said to be straight upon his Members 28, 29. Strains 261.
 Straitning, or closing too much, how to prevent it 195.
 Strangles 237.
 Straw, cut and mix'd with Oats, wholesome Food 81.
 Stringhalt, its cure 358. Stubs in the Foot 282.
 Swaying of the Back 334.
 Swellings on the Back occasion'd by the Saddle, how discover'd and cur'd 76. Swellings on the Legs 266. Hard Swellings of long standing ib. Swelling following ill-cur'd Sinew-Sprains 268. Swellings incurable by common Remedies 269. Swellings occasion'd by Blows 267, 268. Swellings on the Withers 302, 303. Swellings on the Reins or Back 304. Swellings in the Legs occasion'd by watery Sores 348, 351.
 Sulphur of Antimony, Golden 316.
 Super-purgation 343. Surbated Feet 281.
 Sympathy Powder 277, 296.
 Syringe better to give Clysters with, than a Horn 127.

T.

- T**ail, its due Qualities 12. Its Joints, no certain sign of old Age 20.
 Taste, how to judge of Blood by its Taste 134.
 Teeth, their division and number 2. A Mare has fewer than a Horse 3. Teignes, what it is, and how it comes 101.
 Terra a Terra, what motion it is 191. The true method to make a Horse go Terra a Terra 206. The square preferable to a Circle for Terra a Terra 208. The Bridle hand must be low, and not high for Terra a Terra ib. How to change hands upon Terra a Terra 209.
 Thigh or Gaskin describ'd 4. When well-shap'd 13.
 Tick, what it is 69. Tiger-colour 65.
 Toe, treading only on the hind Toes to be remedy'd by methodical Shoeing 41. Toe before, and Quarter behind, a Rule in Shoeing 82.
 Tongue, how it shall be shap'd 7.
 Tramel for Ambling, the form of it 175. Travel, see Journey.
 Tread, when good 54. See Toe. Trot, its true motion 190.
 Truncheons 333. Tumours, See Swellings.
 Tusks describ'd 2. Mares seldom have any ibid.
 Tyr'd Horses 317.

U.

- U**rine, its immoderate Flux 257. Its stoppage 368.
 Varicel, an imperfection in the Hammes 35, 36.
 Vestigon describ'd 35.
 Vices in Horses, how prevented and remedy'd 179. **Vigour**

The T A B L E.

Vigour, how to judge of, 58.

Vives, 248.

W.

Walk, the true Motion of a Horse's Legs upon his Walk 189.
Walks, how to know when a Horse Walks well 55. What it is to walk lightly, surely, quickly, and easily 55. Walking a Horse after he has taken a Clyster, unseasonable 127.

Warts, see Leek-heads and Figs. Warts in the Legs 345.
An excellent Water for Pains and Warts 348.

Water, when good and proper to be given on a Journey 72. Watering Courses are pernicious *ibid.* In Watering a Horse's Draught should be interrupted several times *ibid.* Whether a Horse should be watered before or after his Oats 74, 75. What Water is best, and how to correct the Sharpness of some Waters 75.

Waters or Humours in the Legs return after apparent Discussion 40.
In Winter their Cure is difficult *ibid.*

Watery Sores in the Legs 346.

Weaning, see Foals.

Wet upon the Ears and Neck very prejudicial to Race-Horses 165.

Wheat-sheaves unthresh'd a proper Food for Running-Horses 153.

Wheezing different from Purfiness 51.

White Horses black about the Eyes and Nostrils, some of them very good 66. White Feet, Observations drawn from them *ib.*
Ermin'd White Feet, an excellent Mark 67.

Winching, how to remedy it 179.

Wind-galls 270, 274. Wind-galls, a sign that a Horse's Legs have been too much used 32. if they have any Coherence with the Nerves they are incurable 40.

Winter, warm Housing in Winter contributes much to the Beauty of a Horse 152, 153.

Withers described 3. Their due Shape 9, 10. Withers hurt 301.

Wolf-colour, of two kinds 65.

Wolves-Teeth 227.

Worms, 333.

Wounds of all sorts 290.

Wounds preceded by Tumours 301.

Wounds in the Mouth 228, 229.

Wrenches or Strains 261

Wry-neck'd Horses how corrected 179.

Y.

Yard foul or furr'd, a Cure for it 368.

Yellow Water 295.

Young Horses not so subject to tread on the Toes of their Hind-feet as old ones 116. Young Horses are not fit for the Manage 188.
They should never be much press'd to any thing 211.

The End of the Table

