



Ernst Mayr Library
Museum of Comparative Zoology
Harvard University

HARVARD UNIVERSITY

Moll.
dc
603
R35
1983
U.4



LIBRARY
OF THE
DEPARTMENT OF MOLLUSKS
IN THE
MUSEUM OF COMPARATIVE ZOOLOGY

Gift of:

RICHARD I. JOHNSON

HARVARD UNIVERSITY



LIBRARY
OF THE
DEPARTMENT OF MOLLUSKS
IN THE
Museum of Comparative Zoology

Gift of:

RICHARD I. JOHNSON

December 1968

CONCHOLOGIA ICONICA:

OR,

ILLUSTRATIONS

OF THE

SHELLS OF MOLLUSCOUS ANIMALS.

VOL. IV.

CONTAINING MONOGRAPHS OF THE GENERA

CHAMA	FICULA	FUSUS
CHITON	PYRULA	PALUDOMUS
CHITONELLUS	TURBINELLA	TURBO
	FASCIOLARIA	

BY

LOVELL AUGUSTUS REEVE, F.L.S., F.Z.S.

AUTHOR OF CONCHOLOGIA SYSTEMATICA, ELEMENTS OF CONCHOLOGY, &c.

“ Look on the frame
Of this wyde universe, and therein read
The endless kind of creatures which by name
Thou can’st not count, much less their natures aime,
All which are made with wondrous wise respect,
And all with admirable beauty deckt.”—*Spencer*.

LONDON:

REEVE, BENHAM, AND REEVE, KING WILLIAM STREET, STRAND.

1847.

MONOGRAPH

OF THE GENUS

C H A M A .

~~~~~  
"Here Nature multiplies  
Her fertile growth."—*Milton*.  
~~~~~


Genus *Chama*, Linnaeus.

Testa orbicularis, vel oblongo-ovata, irregularis, inaequalis, spinis squamis lamellise profusè ornatá; valvâ inferiore plus minuse profundè concavâ, superiore planiore; umbonibus inaequalibus, distantibus, nunc dextrorsum, nunc sinistrorsum, in eadem specie involutis. Cardo dente unico, crasso, obliquo, subcrenato, inserto. Impressiones musculares duæ, laterales, subamplæ. Ligamentum externum, post umbones divaricatum.

Shell orbicular, ovate or oblong-ovate, irregular, inequivalve, profusely ornamented with spines, scales or lamellæ; lower valve more or less deeply convex, upper valve flatter; umbones unequal, distant, involuted sometimes to the right, sometimes to the left in the same species. Hinge composed of a single thick oblique slightly crenated tooth, inserted in a correspondingly grooved pit in the opposite valve. Muscular impressions two, lateral, rather large. Ligament external, divaricate behind the umbones.

There is no genus of acephalous mollusks, excepting perhaps the Oysters, whose shells are liable to so much variation in form and general aspect, according to circumstances of habitation, as the *Chamæ*; it is easy to conceive that the growth of such parasitical genera would be more or less affected by irregularities in their place of attachment, but the *Chamæ* are more than usually distorted on account of their inhabiting the most confined situations, such as the crevices of rocks, and fissures of madreporæ, without the power, possessed by most terebrating mollusks, of abrading or absorbing the obstacles to their natural advancement. The species are thus extremely difficult to define, and the difficulty much increases in consequence of the dissimilitude frequently presented in the same species under different circumstances of habitation; as for example between a specimen that has grown without interruption on a smooth surface, and one that has been formed within a very limited area, subject to external pressure; also between one that has had the opportunity of developing its luxuriant foliations undisturbed in calm and placid water, surrounded by food most favourable for the secretion of embellishment and colour, unaffected by exposure to light, and one which having to contend with the buffeting of the waves has become rude and stunted. Some species attach in groups one upon the other, others adhere by the anterior side only of the under valve, assuming the form of, as it were, a triangular cornucopia.

Notwithstanding these irregularities, the *Chamæ*, divested of the *Tridacnæ*, *Hippopi*, *Isocardia*, *Cardita* &c., included with them by Linnaeus, constitute a very natural and extended genus, distinguished by colouring and external sculpture in the form of spines, scales, lamellæ &c., scarcely inferior in beauty and variety to the *Spondyli*.

Lamarck divided the genus *Chama* into two sections, one including species with the umbones turned to the right, the other with them turned to the left; in which arrangement he has been followed by M. Rang; but it is clear from an examination of the magnificent series of from fifty to sixty species collected by Mr. Cuming, and which furnishes the whole of the material required for the present investigation, that this is merely a variation of growth common to the same species. Mr. Broderip has already noticed this fact in a memoir in the 'Transactions of the Zoological Society' vol. 1. p. 301. containing descriptions of a few of the most striking species of Mr. Cuming's collection, and it only remains to refer the reader for an illustration of it to Plate III. of the present monograph, in which I have represented two individuals of the same species, one at f. 10 *a*, with the umbones turning from left to right, the other f. 10 *b*, with these processes directed from right to left. This is undoubtedly a feature of very rare occurrence, but it is nevertheless a condition of growth precisely analogous to what has been observed in the *Lucina Childreni*, and is so common, amongst univalves, in the *Bulimus citrinus* and others; the great majority of species are still, however, so far as we know at present, some constantly dextral, others constantly sinistral, as in the genus *Arca*.

Like all species of vivid colouring and luxuriant growth, the *Chamæ* are chiefly inhabitants of the tropical seas: they abound principally on the coast of Central America, Peru, Mexico, Honduras and the West Indies, some are found among the Pacific Islands, others in Australia, China, and the Philippine Islands, and their northern limit is in the Mediterranean.

Species 1. (Fig. *a* and *b*, Mus. Cuming.)

CHAMA FRONDOSA. *Cham. testâ ovatâ, vel subquadrato-ovatâ, anticè plus minusve lobatâ, creberrimè irregulariter lamellosâ, lamellis subtiliter radiatim plicatis, sinuosis, in seriebus duabus, unâ posticâ, unâ medianâ, ab umbone radiantibus, multo majoribus, pulcherrimè frondosis; intus valvarum marginibus minutissimè crenulatis et corrugato-striatis; croceâ, purpureo lic illic tinctâ, intus cæruleo-albidâ, prope margines purpureâ.*

THE FRONDOSÉ CHAMA. Shell ovate, or somewhat squarely ovate, more or less lobed, very closely irregularly lamellose, lamellæ finely radiately plaited, sinuous, in two rows, one posterior, the other medial, radiating from the umbone, the lamellæ are much larger and very beautifully frondose; interiorly the edges of the valves are very minutely crenulated and wrinkled with striæ; bright saffron yellow, stained here and there with purple, interior blueish white, stained with rich crimson purple towards the edge.

Variety β . (Fig. 1 *b*.)

Testa lamellis brevioribus, minus frondosis, numerosioribus, irregularibus sed magis æqualibus; omnino purpurea.

Shell with the lamellæ shorter, less frondose, more numerous, irregular but more equally distributed; purple.

BRODERIP, Trans. Zool. Soc., vol. i. p. 302. pl. 38. f. 1 and 2.

Hab. Var. α , Island of La Plata, West Columbia (dredged up from a rock of coral to which it was adhering at a depth of seventeen fathoms); var. β , Gulf of Tehuantepec, Mexico (dredged up from sandy mud attached to large *Aviculæ*); Cuming.

It is impossible to do justice in a figure to this magnificent species; the bold and elegant structure of the frondose laminæ, towering one over the other, coupled with their vivid colouring, render it eminently beautiful. Each lamella in the middle and posterior rows of Var. α , is formed like a broad expanded fan-shaped leaf, radiately plaited on the upper surface, and of a rich saffron colour, slightly tinged with purple; whilst the hollow surface beneath is smooth and peculiarly tinted, the ground colour being of a purer and brighter yellow, shaded at the base with a rich crimson purple, rising, as it were, out of the root. The Var. β is of an uniform purple-lake colour, still exhibiting sufficient indications of yellow in places to show its affinity in this respect; the lamellæ, though broken and irregular, are nevertheless characterized by the plaited structure on the outer side.

It is unnecessary to refer to the sculpture of the under valve in this genus, unless it presents, as in the *Spondyli*, a difference of structure; that is by no means unfrequently the case, but in the species under consideration the character of the attached valve is the same, allowing for irregularities occasioned by circumstances of habitation.

Species 2. (Mus. Cuming.)

CHAMA BRODERIPII. *Cham. testâ oblongo-ovatâ, subtriagonâ, valvâ superiore squamis fornicatis oblongis subangustis, valdè irregularibus, inferiore lamellis imbricatis, subplicatis creberrimè ornatâ, valvis ambabus umbones versus radiatim striatis, intus valvarum marginibus minutissimè crenulatis; valvâ superiore purpureo-rubrà squamis albidis, inferiore squamis aurantio-rubris, intus albidâ, margines versus purpureâ.*

BRODERIP'S CHAMA. Shell oblong-ovate, somewhat triangular, upper valve very closely ornamented with very irregular narrow oblong vaulted spines, the lower with slightly plicated imbricated lamellæ, both valves radiately striated towards the umbones; margins of the valves within very minutely crenulated; upper valve purple-red, scales whitish, lower with the scales uniform orange-red, interior white, margins purple.

Chama Pacifica var., Broderip.

Hab. Lord Hood's Island, Pacific Ocean (found attached to large *Aviculæ* at the depth of six fathoms); Cuming.

I dedicate this species to the author of the admirable,

though limited, paper on *Chama* in the Trans. Zool. Soc., who, I think, has erred in including this under the head of *C. Pacifica*; there appears to be an uniformity of character in this variety distinct from that species, which is of a more oblong crescent shape, with the spines fewer and more erect, and of a peculiar livid purple colour.

Species 3. (Pl. I. Fig. 3, and Pl. VI. Fig. 3 *b*.)

CHAMA IMBRICATA. *Cham. testâ hemisphæricè ovatâ, circuitè trigonâ, valvâ superiore lamellis foliaceis imbricatis, confertissimis, plano-declivibus, marginem versus ornatâ, umbonem versus muticâ aut subtiliter obliquè liratâ, posticè squamarum minutarum serièbus transversis exculptâ; valvâ inferiore liris rudis undatis, obliquè dispositis, ad extremitatem superiorem squamatis, ornatâ; valvarum marginibus internis obsolete minutissimè crenulatis; albâ, squamis lamellisque undique albis, interstitiis inter series squamarum lirasque sanguineo-purpureis, intus albâ, marginibus purpureâ.*

THE IMBRICATED CHAMA. Shell hemispherically ovate, circuitously triangular, upper valve ornamented towards the margin with imbricated foliaceous lamellæ, very close-set and slanting forward one over the other, towards the umbone smooth or finely obliquely ridged, posteriorly engraved with transverse rows of minute scales; lower valve ornamented with rude undulating ridges, arranged obliquely and scaled at the upper extremity, internal ridges of the valves obsolete very minutely crenulated; white, scales and lamellæ ivory white throughout, interstices between the ridges and rows of scales deep blood-red purple, interior white, faintly stained with purple at the margins.

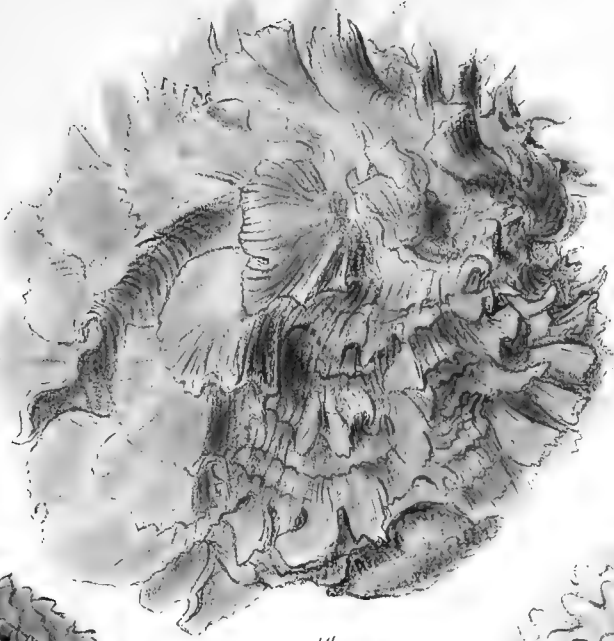
BRODERIP, Trans. Zool. Soc. vol. 1. p. 304. pl. 39. f. 2.

Hab. Lord Hood's Islands, Pacific Ocean (found attached to large *Aviculæ* at depths ranging from three to seven fathoms); Cuming.

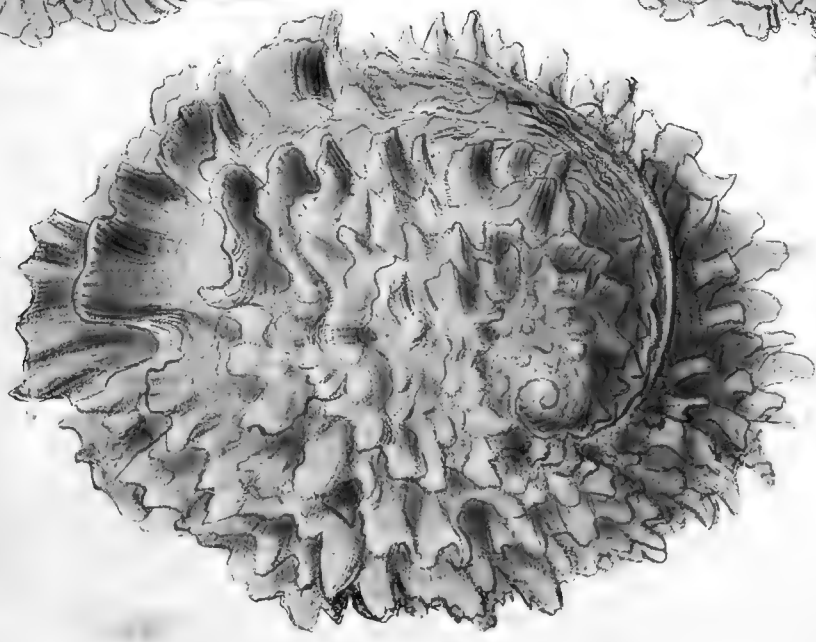
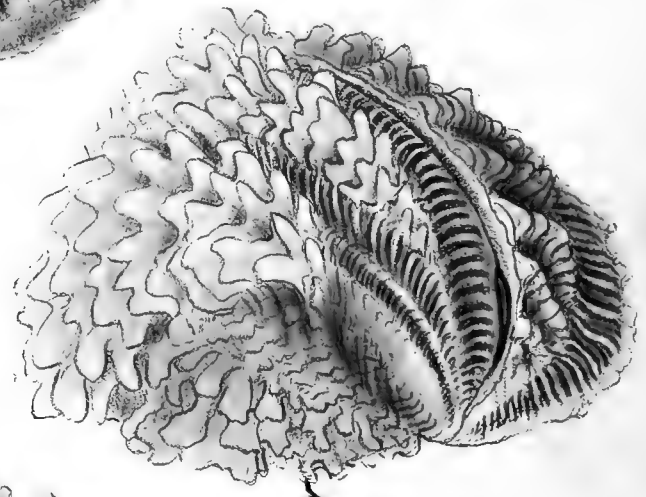

Mr. Broderip includes a far wider range of varieties under this head than I can admit; the shell figured by him at Pl. 32. f. 3. of the Trans. Zool. Soc. is in my opinion considerably removed from it. I incline rather to think, on the contrary, after the most patient investigation, that the present species is one in which the characters above described are more than usually permanent.

For the sake of avoiding the imputation of having a desire to multiply species unnecessarily, I have represented at Plate VI. Fig. 3 *b*. a specimen of *Chama imbricata* in a very immature state, from quite another locality (Mauritius) found under very different circumstances (attached to a rough piece of madrepora), and yet possessing all the characteristics detailed above, both in regard to colour and arrangement of sculpture; namely, the rude oblique ridges of the lower valve, and the snowy white imbricated lamellæ, with the transverse rows of minute white scales, deep purple in the interstices, on the posterior side of the upper.





11



12

110
25
15
11

CHAMA.

PLATE II.

Species 4. (Fig. *a* and *b*, Mus. Cuming.)

CHAMA LAZARUS. *Cham. testâ orbiculari, planiusculâ, valvis ambabus pulcherrimè lamellatis, lamellis conspicuè foliaceis et frondosis, supra et infra striatis, valvarum marginibus internè lævibus; nivedâ, roseo-purpureo interdum ab umbonibus tinctâ et radiatâ.*

THE FOLIATED CHAMA. Shell orbicular, rather flattened, both valves very beautifully lamellated, lamellæ conspicuously foliaceous and frondose, striated above and beneath, margins of the valves smooth internally; snowy white, sometimes stained and rayed from the umbones with pink purple.

LINNÆUS, Syst. Nat. (12th. edit.), p. 1139.

Chama damæcornis, Lamarck.

Hab. Mauritius, Philippine Islands, &c.

M. Deshayes has fully explained that Lamarck's *C. damæcornis* is the true *C. lazarus* of Linnæus, according to the references given in the 'Systema Naturæ', and I have had the pleasure of verifying his statement by the original specimen in the collection of the Linnæan Society.

Species 5. (Mus. Cuming.)

CHAMA SENEGALENSIS. *Cham. testâ suborbiculari, posticè sublobatâ, valvâ superiore minutè radiatim squamatâ, posticè lamellarum seriebus duabus ornatâ, inferiore squamatâ, squamis oblongis, irregularibus, adpressis, valvarum marginibus fortiter crenatis; albidâ, rubro-fusco univariatâ, squamis lamellisque roseis, intus albâ.*

THE SENEGAL CHAMA. Shell somewhat orbicular, somewhat lobed posteriorly, upper valve minutely radiately scaled, ornamented on the posterior side with two rows of lamellæ, lower valve squamate, scales oblong, irregular, pressed down, margins of the valves strongly crenated; whitish, with a single ray of reddish brown, scales and lamellæ pink; interior white.

Hab. Senegal.

The umbones of this shell are very much produced, that of the attached valve being erected into a horn after the manner of the *C. cornuta* of Chemnitz, (*C. unicornis*, Lamarck), but I cannot identify it with the figure of the Conchylien Cabinet in respect of sculpture, and the peculiarity of growth above noted is certainly, as M. Deshayes states, the force of accident.

Species 6. (Mus. Cuming.)

CHAMA MACROPHYLLA. *Cham. testâ ovatâ, valvis ambabus undique lamellatis, lamellis imbricatis, grandis, irregularibus, striatis, valvarum marginibus minutissimè crenulatis; roseâ aut vividè luteâ, intus albicante.*

THE LARGE-LEAVED CHAMA. Shell ovate, both valves lamellated throughout, lamellæ imbricated, large, irregular, striated, margins of the valves very minutely crenulated; pink or bright yellow, interior whitish.

CHEMNITZ, Conch. Cab. vol. vii. p. 149. pl. 52. f. 514, 515.

Chama lazarus, Lamarck (not of Linnæus).

Hab. West Indies.

This prettily coloured and well-known species from the West Indies, was erroneously taken by Lamarck for the ancient *C. lazarus* of Linnæus.

Species 7. (Mus. Cuming.)

CHAMA IOSTOMA. *Cham. testâ suborbiculari, valvis ambabus laminis continuis adpressis concentricè ornatis, posticè liris perpaucis brevibus transversis, valvarum marginibus lævibus; albidâ, circa umbones purpureâ, intus albâ, margines versus undique vividè violaceo-purpureâ.*

THE VIOLET-MOUTH CHAMA. Shell somewhat orbicular, both valves concentrically ornamented with continuous pressed down laminæ, with a few short transverse ridges on the posterior side, margins of the valves smooth; whitish, purple about the umbones, interior white, coloured with deep purple towards the margins throughout.

CONRAD, Journ. Acad. Nat. Sci. Philadelphia.

Chama producta, Broderip.

Hab. Sandwich Islands.

Distinguished by its concentric laminæ, which look like a row of fine plaited frills, and by the rich purple colouring of the interior towards the margins.

The *C. producta* of Broderip, (Pl. III. Fig. 13,) is an enormously produced example of this species.

Species 8. (Mus. Cuming.)

CHAMA FOLIACEA. *Cham. testâ ovatâ, trigonâ, valvis ambabus divaricatim striatis, striis subundulatis rugosis,*

*posticè squamarum seriebus ab umbonibus undato-radian-
tibus, anticè subsquamatis, valvarum marginibus intus
minutissimè crenulatis; rufá, squamarum seriebus pos-
ticis albis, intus albá, posticè purpureá.*

THE FOLIACEOUS CHAMA. Shell ovate, triangular, both valves divaricately striated, striæ slightly waved, rough, with rows of scales radiating in a waved manner from the umbones on the posterior side, and a few erect scales on the anterior, margins of the valves very minutely crenulated within; red, posterior rows of scales white, interior white, purple posteriorly.

QUOY and GAIMARD, Voyage de l'Astrol. Zool.

Hab. Island of Burias, Philippines (under stones); Cuming.

The white radiating rows of scales have a very prominent aspect on the dark red ground of this shell.

Species 9. (Mus. Cuming.)

CHAMA CORRUGATA. *Cham. testá oblongo-ovatá, circuiter*

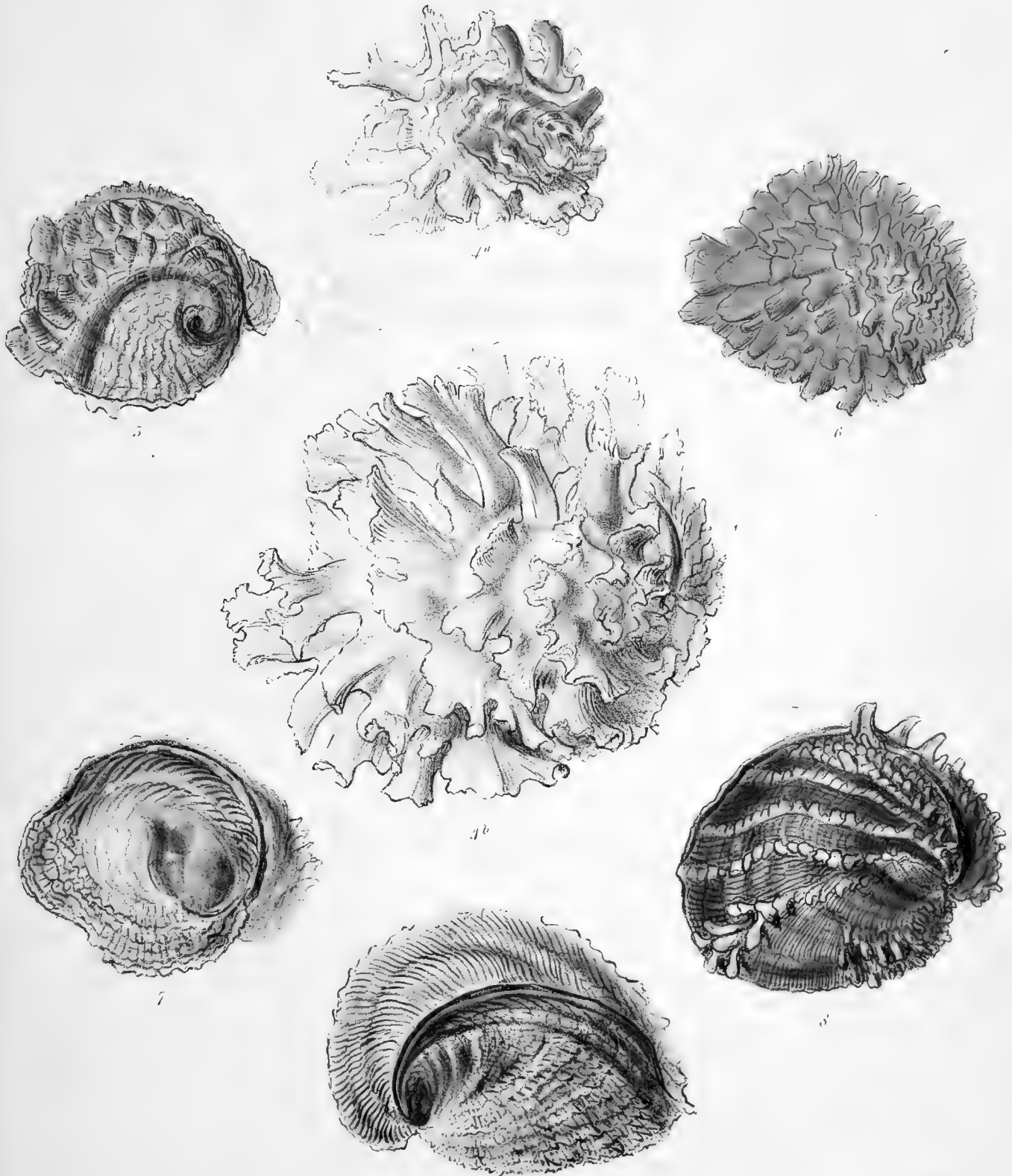
trigoná, valvâ superiore rugoso-squamatá, squamis parvis angustis, irregularibus, adpressis, inferiore transversim vel obliquè corrugatá, valvarum marginibus lævibus; valvâ superiore purpureo-rufá, albivariegatá, inferiore albá purpureo-rufa obliquè lineatá; intus vividè purpureá, ad margines lutescente.

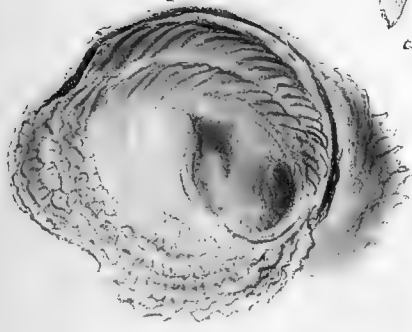

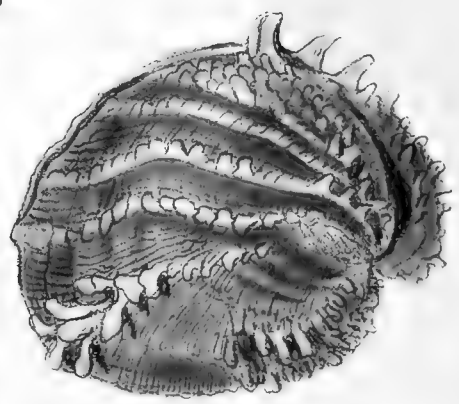
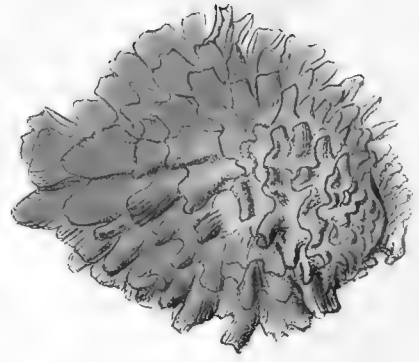
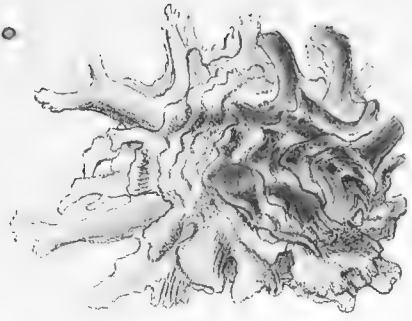
THE WRINKLED CHAMA. Shell oblong-ovate, circuitously three-sided, upper valve roughly squamate, scales small, narrow, irregular and pressed down, lower valve transversely or obliquely wrinkled, margins of the valves smooth; upper valve purple-red, variegated with white, lower white, obliquely lineated with purple-red, interior very dark purple, yellowish at the margins.

BRODERIP, Trans. Zool. Soc. vol 1. p. 305. pl. 31. f. 7.

Hab. Real Llejos, Central America (under stones); Cuming.

Another species of remarkably flattened circuitous growth of which finer and more characteristic specimens have come to hand since it was described and figured by Mr. Broderip.







CHAMA.

PLATE III.

Species 10. (Fig. *a* and *b* Mus. Cuming.)

CHAMA PULCHELLA. *Cham. testá suborbiculari, trigoná, lateraliter affixá, valvâ superiore, concentricè pulcherrimè laminatá, laminis striatis et serratis, posticè ampliter foliaceis, inferiore lævigatâ et irregulariter foliaceá, foliis grandibus, valvarum marginibus lævibus; niveá, ferrugineo-fusco radiatá.*

THE PRETTY CHAMA. Shell somewhat orbicular, three-sided, affixed by the side, upper valve concentrically very beautifully laminated, laminæ striated and serrated, posteriorly largely foliated, lower valve smooth and irregularly foliated, foliations large, margins of the valves smooth; snowy white, rayed with rust-brown.

Hab. Cape Upstart, New Holland (on coral reefs at low water); Jukes.

In the examples of this beautiful species figured in the accompanying plate, it may be observed that the umbones are turned in one from left to right, and in the other from right to left.

Species 11. (Mus. Cuming.)

CHAMA SINUOSA. *Cham. testá suborbiculari, posticè sinuatá, valvis ambabus concentricè laminatis, laminis in squamis tenuibus fornicatis eleganter productis, squamis posticè ampliter foliaceis et striatis, valvarum marginibus lævigatis; intus extusque niveá, squamis basi pulcherrimè purpureo-roseis.*

THE SINUOSE CHAMA. Shell somewhat orbicular, sinuated posteriorly, both valves concentrically laminated, laminæ elegantly produced into thin vaulted scales; the posterior of which are largely foliated and striated, margins of the valves smooth; white within and without, scales very beautifully coloured round the base with purple rose.

BRODERIP, *Trans. Zool. Soc.* vol. 1. p. 303. pl. 39. f. 11.

Hab. Brazil; Miller.

One of the most delicate and beautiful species of the genus; the shell is pure white, whilst the laminæ of vaulted scales are coloured round the base in a very peculiar manner with rose-purple.

Species 12. (Mus. Cuming.)

CHAMA MULTISQUAMOSA. *Cham. testá ovatá, planiusculá,*

valvis undique creberrimè fortiter et irregulariter squamatis, squamis valvæ superioris suberectis, inferioris plano-adpressis, valvarum marginibus internis subtilissimè crenulatis; albidá, roseo-tinctá, squamis niveis, intus albá, roseo-tinctá.

THE MANY-SCALED CHAMA. Shell ovate, rather flattened, valves very closely strongly and irregularly scaled throughout, scales of the upper valve rather erect, of the lower flatly pressed down, internal margins of the valves very finely crenulated; whitish, tinged with rose, scales snowy white, interior white, tinged with rose.

Hab. Matnog, Island of Luzon, Philippines (attached to coral); Cuming.

The shell here figured offers another instance in which the lower umbone is erected into a horn, after the manner represented by Chemnitz in his *C. cornuta*, (*C. unicornis*, Bruguière); it does not however agree in sculpture with that species.

Fig. 13. represents the *Chama producta* of Broderip in *Trans. Zool. Soc.* vol. 1. p. 305. pl. 39. fig. 4. which I have perfectly identified as an enormously produced specimen of the *Chama iostoma* of Conrad, figured in the preceding plate. For Species 13 see Plate VI.

Species 14. (Mus. Cuming.)

CHAMA SULPHUREA. *Cham. testá subtrigono-ovatá, planiusculá, valvâ superiore undique squamatá, squamis numerosis, irregularibus, brevibus, appressis, prope marginem longioribus et magis erectis, inferiore obliquè liratis, liris latiusculis, ad marginem squamatis, valvarum marginibus internis minutissimè crenulatis; pallidè luteá, purpureo ab umbonibus subindistinctè radiatá.*

THE SULPHUR CHAMA. Shell somewhat triangularly ovate, rather flattened, upper valve squamate throughout, scales numerous, irregular, short, pressed down, near the margin longer and more erect, lower valve obliquely ridged, ridges rather broad, squamate at the margin; internal margins of the valves very minutely crenulated; pale yellow, somewhat indistinctly rayed from the umbones with purple.

Hab. Calapan, Island of Mindoro, Philippines (attached to stones); Cuming.

A delicate sulphur-coloured shell, very irregularly scaled but extremely characteristic in its appearance.

Species 15. (Mus. Cuming.)

CHAMA PACIFICA. *Cham. testá oblongo-ovatá, circuiter trigoná, valvá superiore divaricatim striatá, posticè squamatá, squamis subdistantibus, fornicatis, erectis, inferiore obliquè liratá et squamatá, valvarum marginibus internis minutè crenulatis; purpureo-laccá, aurantio tinctá, squamis pallidè livido-laccis.*

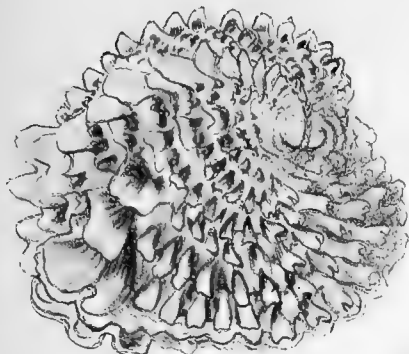
THE PACIFIC CHAMA. Shell oblong-ovate, circuitously triangular, upper valve divaricately striate, posteriorly

squamate, scales somewhat distant, erect, lower valve obliquely ridged and scaled, internal margins of the valves minutely crenulated; purple-lake stained with orange, scales pale livid lake.

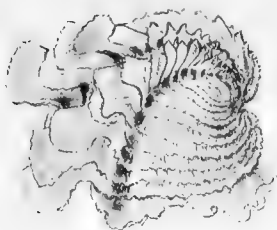
BRODERIP, Trans. Zool. Soc. vol. 1. p. 303. pl. 39. f. 1.

Hab. Lord Hood's Island, Pacific Ocean (obtained by diving for the large *Aviculæ* to which it attaches); Cuming.


This magnificent species is very peculiar in its colouring; being of a livid purple lake, besmeared as it were with a dark gamboge orange, but which latter colour does not appear on the scales.



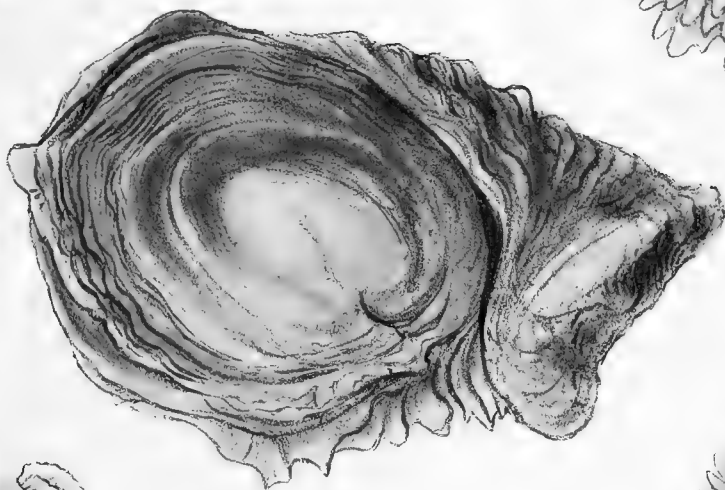
11



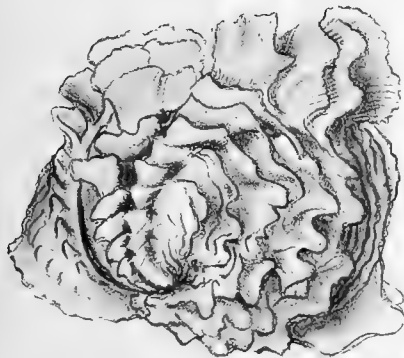
10^a



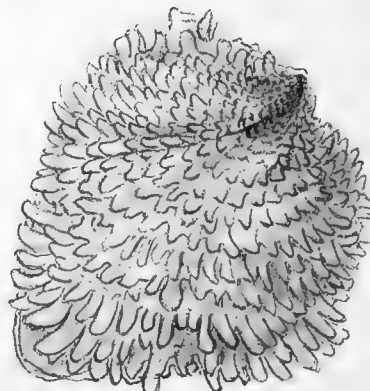
12



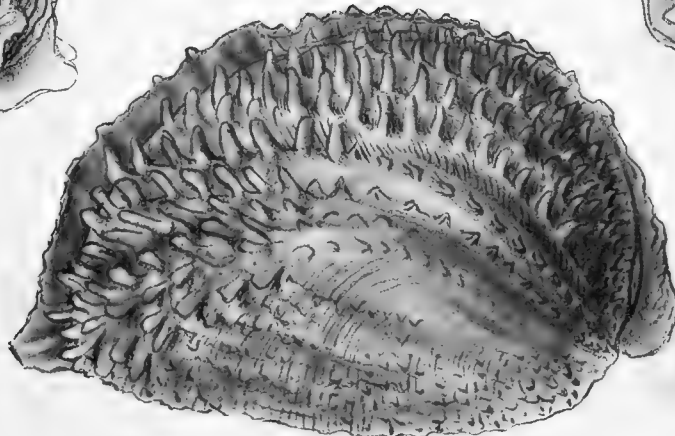
13



10^b

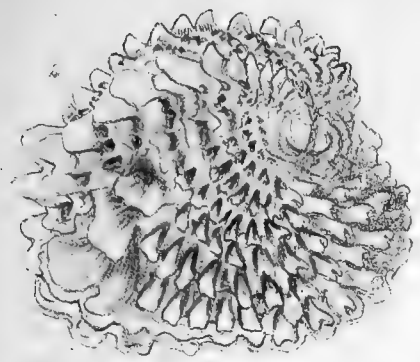


14

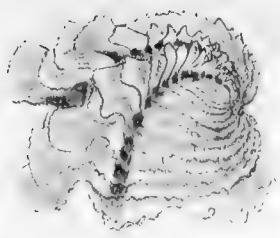


15






11



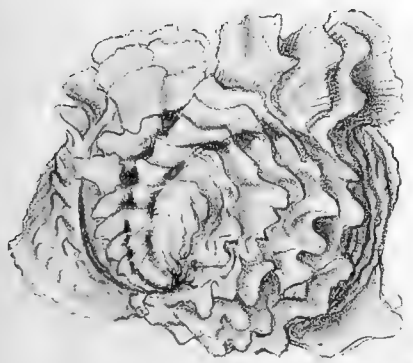
10a



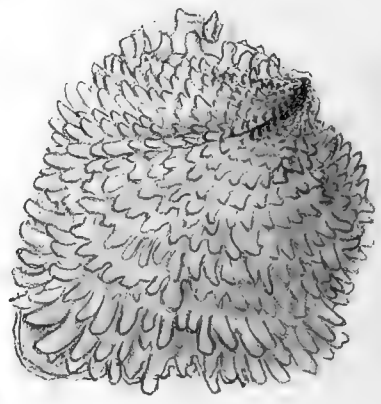
12




13



10b



14



15

CHAMA.

PLATE IV.

Species 16. (Mus. Cuming.)

CHAMA REFLEXA. *Cham. testâ orbiculari, planiusculâ, valvæ inferiori margine reflexâ, valvâ superiore squamis brevibus fornicatis concentricè seriatim dispositis, inferiore lamellis irregularibus imbricatis ornatâ; valvarum marginibus internis minutissimè crenulatis; rubido-purpureâ umbones versus albâ, squamis posticis tantum valvæ superioris albis aut pallidè stramineis; intus albâ, posticè vividè purpureâ.*

THE REFLECTED CHAMA. Shell orbicular, rather flat, margin of the lower valve reflected, upper valve ornamented with concentric rows of short vaulted scales, the lower with irregular imbricated lamellæ, internal margins of the valves very minutely crenulated; reddish purple, white towards the umbones, posterior scales only of the upper valve white or straw-coloured, interior white, rich purple posteriorly.

Hab. Darnley Island, North Australia; Jukes.

The lower valve of this species is probably reflected on the anterior side from its having been attached in some confined situation; but I notice the character because it is also slightly reflected posteriorly, where there appears to have been no pressure to intercept the growth.

Species 17. (Mus. Cuming.)

CHAMA NIVALIS. *Cham. testâ ovato-oblongâ, valdè tumidâ et globosâ, valvis ambabus subobsoletè radiatim corrugato-plicatis, ad margines hic illic rudè squamatis aut lamellatis; albâ, purpureo-fusco concentricè tinctâ.*

THE SNOW-BALL CHAMA. Shell ovately oblong, very much swollen and gibbous, both valves rather obsoletely radiately plicated in a wrinkled manner, rudely scaled or lamellated here and there at the margins; white, concentrically stained with purple brown.

Hab. North Australia; Jukes.

Of a peculiar subquadrate oblong form, sculptured with almost obsolete stunted plaits or immature scales which in the upper valve are to a considerable extent abraded in the specimen before me.

Species 18. (Mus. Cuming.)

CHAMA CORALLOIDES. *Cham. testâ crassiusculâ, circuiteer*

trigonâ, sublobatâ, minutè rugoso-liratâ, posticè minutissimè rugoso-striatâ; albidâ, liris striisque purpureis, intus purpureâ, cardine vividè corallo-rubro.

THE RED-CORAL CHAMA. Shell rather thick, circuitously triangular, somewhat lobed, minutely roughly ridged, very minutely roughly striated on the posterior side; whitish, ridges and striæ purple, hinge bright coral-red.

Chama echinata (ætate provecâ), Broderip, Trans. Zool. Soc. pl. 39. f. 6 and 7.

Hab. Porto Portrero, Central America (found attached to rocks at low water); Cuming.

I cannot trace the affinity which Mr. Broderip assumes for this species with *C. echinata*; it is true there is a strong indication of the deep coral-red colouring in the interior of that species, and it inhabits the same locality, but not only does it differ materially in form, but it is characterized by a different system of sculpture. No modifying force would, I conceive, bring the purple brown spines of the *C. echinata* into the two-fold arrangement of undulating ridges and striæ which characterize the species under consideration. The interior is most richly coloured, being of an intensely dark purple, whilst the hinge-tooth is of a deep coral-red; for illustration of this, I refer the reader to Mr. Broderip's figures in the Trans. Zool. Soc.

Species 19. (Mus. Cuming.)

CHAMA RADIANS. *Cham. testâ semi-globosâ, lateraliter affixâ, valvis ambabus laminis tenuibus brevissimis numerosissimis plano-appressis, trigono-concentricis, compositis; albidâ, ferrugineo-fusco posticè radiatim tinctâ.*

THE RADIATING CHAMA. Shell semi-globose, affixed by the side, both valves composed of very numerous, thin, very short laminæ, triangularly concentric and flatly pressed one upon the other; whitish, radiately stained on the posterior side with rusty brown.

LAMARCK, Anim. sans vert. (Deshayes' edit.) vol. vi. p. 515.

Hab. — ?

To judge from the figures hitherto published of this species it appears to become attached in pairs; the specimen before me, as well as those represented in the Encyclopédie Méthodique, and by Chemnitz, being severally distinguished for this mode of attachment.

Species 20. (Mus. Cuming.)

CHAMA DIVARICATA. *Cham. testá orbiculari, subobliquá, prope umbones subtilissimè divaricatim corrugato-striatá, deinde rugosá, squamis longiusculis fornicatis, spineformibus, erectis, profusè armatá; valvarum marginibus internè crenulatis; vividè rufá et purpureo-rufá, squamis eburneis, intus albá, margines versus purpureo-rufá.*

THE DIVARICATE CHAMA. Shell orbicular, somewhat oblique, very finely divaricately wrinkled with striæ near the umbones, then rough and profusely armed with rather long spine-shaped erect vaulted scales; margins of the valves crenulated internally; bright red and purple, scales ivory white, interior white, purple-red towards the margins.

Hab. Catbalonga, Island of Samar, Philippines (attached to masses of coral); Cuming.

This beautiful species may be recognized by the wrinkled striæ near the umbones; I cannot think that it is the result of accident, being developed on that portion of the shell on which the sculpture deposited in an early stage of growth is most likely to be permanent. The spines which beard, as it were, the remainder of the valve are remarkably prominent and distinguished for their absence of colour.

Species 21. (Mus. Cuming.)

CHAMA FERRUGINEA. *Cham. testá orbiculari, subobliquá, subrugosá, concentricè tenuilamellatá, lamellis appressis perpaucis anticis erecto-foliaceis, seriebus duabus posticis ampliter foliaceis subappressis; valvarum marginibus lævibus; albidá, ferrugineo-fusco hic illic pallidè*

tinctá, lamellarum seriebus duabus posticis saturatiore ferrugineo-fuscis.

THE RUSTY CHAMA. Shell orbicular, somewhat oblique, concentrically finely lamellated, lamellæ pressed down one upon the other, a few lamellæ on the anterior side erectly foliaceous, two rows of lamellæ on the posterior side, largely foliaceous and a little appressed; margins of the valves smooth; whitish, palely stained here and there with rust-brown, the two posterior rows of lamellæ darker rust-brown.

Hab. Bay of Honduras (attached to shells); Dyscn.

An interesting new species recently collected by Mr. Dyson, which may be readily distinguished by the arrangement of its fine foliaceous lamellæ and their peculiar rust-brown tint of colour.

Species 22. (Mus. Cuming.)

CHAMA CORNUCOPIA. *Cham. testá crassá, circuitè ovatá, concentricè rudè et irregulariter plicatá, muticá, valvarum marginibus lævigatis; albidá, roseo pallidè tinctá, intus intensè purpureá.*

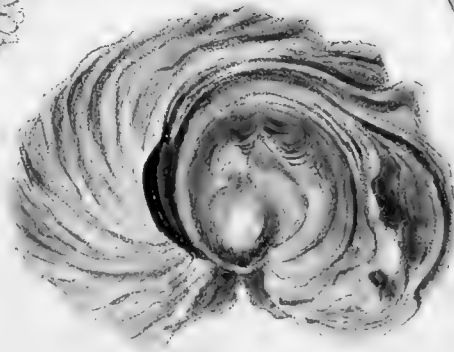
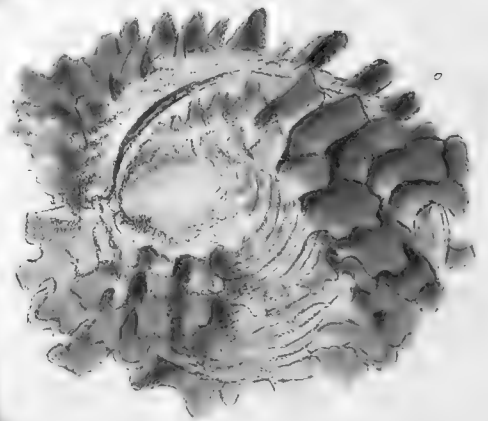
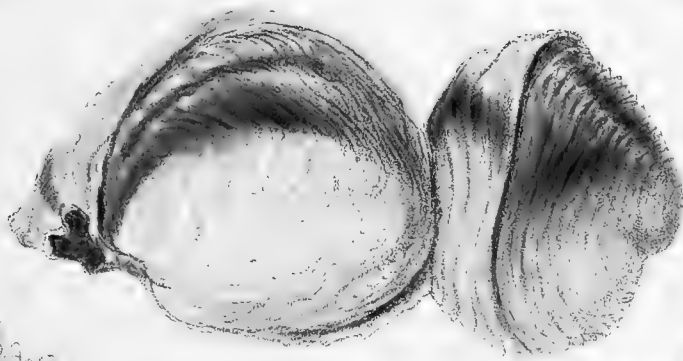

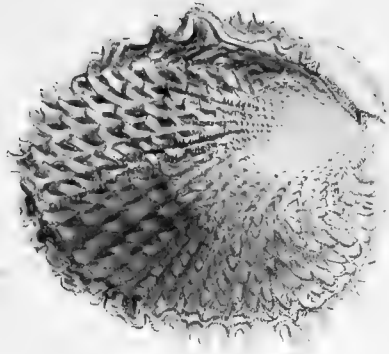
THE CORNUCOPIA CHAMA. Shell thick, circuitously ovate, concentrically rudely and irregularly plicated, free from scales or spines, margins of the valves smooth; whitish, faintly tinged with rose, intense purple within.

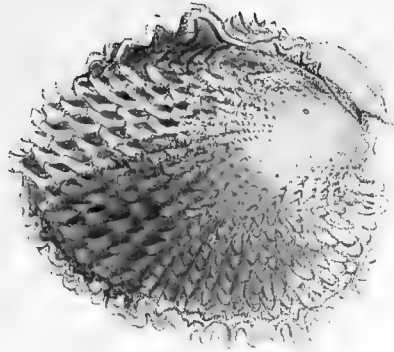
Hab. Red Sea.

I cannot discover any trace of external sculpture in this species, it is of curious circuitous growth and from a locality which contributes very little to the genus under investigation.

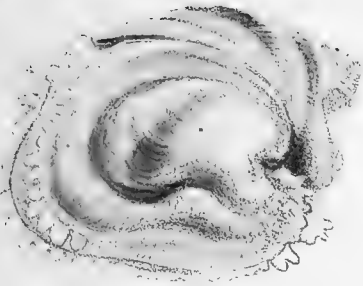
Pecton

110

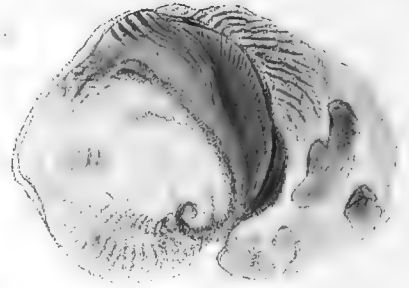





16



17



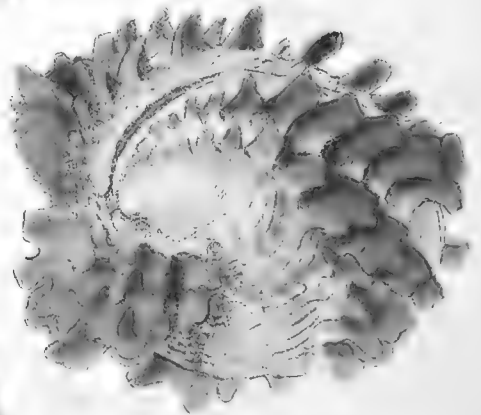
18



19



20



21



22



CHAMA.

PLATE V.

Species 23. (Mus. Cuming.)

CHAMA SORDIDA. *Cham. testā ovatā, valvā inferiore in ætate valdè convexā, valvis ambabus undique creberrimè striatis, striis elevatis, subundulatis, ab umbonibus radiantibus, hinc et hinc foliaceis, foliis posticè seriatis, valvarum marginibus crenulatis; corallo-rubescente, intus albidā.*

THE MEAN CHAMA. Shell ovate, lower valve increasing very much in convexity with age, both valves very closely striated throughout, striæ raised, slightly undulately radiating from the umbones, here and there foliaceous, the foliations on the posterior side in rows, margins of the valve crenulated; light coral red, interior white.

BRODERIP, *Trans. Zool. Soc.*, vol. i. p. 309. pl. 39. f. 8, 9.
Hab. Isle of Cuna, Central America (dredged from a depth of eighteen fathoms attached to rocks); Cuming.

The name awarded to this species by Mr. Broderip is rendered inapplicable by the circumstance of its having been found in much finer state of beautiful clear coral-red colour, sculptured throughout with fine undulating raised striæ, radiating from the umbones.

Species 24. (Mus. Cuming.)

CHAMA ASPERSA. *Cham. testā ovatā, valvā superiore planulatā, spinis parvis fornicatis marginem versus longiusculis erectis profusè concentricè dispositis, inferiore subprofundè convexā, squamis lamellatis ad marginem spinæformibus confertissimè ornatā, valvarum marginibus lævigatis; albā, ferrugineo-rubro radiatā vel aspersā.*

THE SPRINKLED CHAMA. Shell ovate, upper valve flatfish, ornamented with profuse concentric rows of small vaulted spines, rather long and erect towards the margin, lower valve rather deeply convex, with very close-set lamellated scales, spine-shaped at the margin, margins of the valves smooth; white, rayed or sprinkled with rust-red.

Hab. Tacloban, Isle of Leyte, Philippines (attached to stones); Cuming.

In this species, as in most of the genus, especially those that attach in groups, the spinous or squamate sculpture of the upper valve becomes modified into lamellæ in the lower, for the purpose of gaining attachment.

Species 25. (Mus. Cuming.)

CHAMA PLANATA. *Cham. testā suboblongo-ovatā, planiusculā, valvā superiore profusè squamatā, squamis brevibus, minutis, subappressis, ab umbone seriatim radiantibus, inferiore lævi, squamis grandibus rudis per basem, valvarum marginibus lævibus; albā, ferrugineo-rufa ab umbonibus radiatā.*

THE FLATTENED CHAMA. Shell somewhat oblong-ovate, rather flattened, upper valve profusely scaled, scales short, minute, rather pressed forward, radiating in rows from the umbone, lower smooth, with large rude scales along the base, margins of the valves smooth; white, radiated from the umbones with rust-red.

Hab. Island of Guimaras, Philippines (attached to stones); Cuming.

The general aspect of this species is not much unlike that of the preceding, but it will be found on comparison to differ throughout; in form it appears naturally flatter, in colour more distinctly rayed, and the sculpture of the valves is of a different system and more than usually dissimilar.

Species 26. (Fig. a and b Mus. Cuming.)

CHAMA ARCINELLA. *Cham. testā cordatā, anticè lunulā amplā depressā infra umbones; valvis ambabus, similibus, radiatim costatis, costis multispinosis, spinis interdum longissimis, tubulosis, spinarum interstitiis semper peculiariter excavato-punctatis, valvarum marginibus subtilissimè crenulatis; albā aut lutescente, sæpissimè roseā, intus aurantiā, interdum autem raro vividè purpureā.*

THE LITTLE ARCHER CHAMA. Shell heart-shaped, with a large depressed lunule beneath the umbones, both valves radiately ribbed, the ribs many-spined, spines sometimes very long, tubulous, interstices between the spines peculiarly excavately punctured, margins of the valves very finely crenulated; white or yellowish, most frequently stained with pink-red, interior orange, sometimes, but very rarely, deep purple.

LINNÆUS, *Syst. Nat.* (12th edit.) p. 1139.

Hab. West Indies (attached to shells, particularly the *Strombus pugilis*.)

This well-known species is extremely variable in size,

frequently attaching in groups like a bunch of nuts; the long-spined variety is of a more free and unrestricted growth.

Species 27. (Mus. Cuming.)

CHAMA FIBULA. *Cham. testā orbiculari, valvā superiore squamis brevibus lamellatis concentricè confertissimè exsculptā, inferiore squamis paucioribus, elongatis, plano-appressis, crenulatis; niveā, ferrugineo-fusco interdum pallidè tinctā, umbonibus peculiariter violaceis; intus albā; ab umbonibus violaceo-purpureo radiatā.*

THE BUTTON CHAMA. Shell orbicular, upper valve very closely concentrically sculptured with short lamellated scales, lower valve with fewer scales elongated and flatly appressed, margins of the valves very minutely crenulated; snowy white, sometimes palely stained with rust-brown, umbones peculiarly tinged with violet; interior white, rayed with violet purple from the umbones.

Hab. Island of Luzon, Philippines (attached to coral); Cuming.

A delicate rounded species, tinged with purple at the umbones both externally and internally.

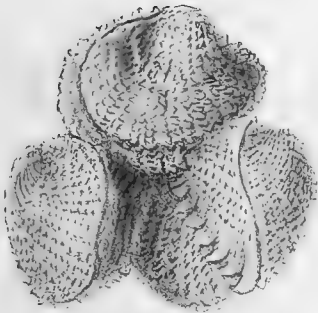
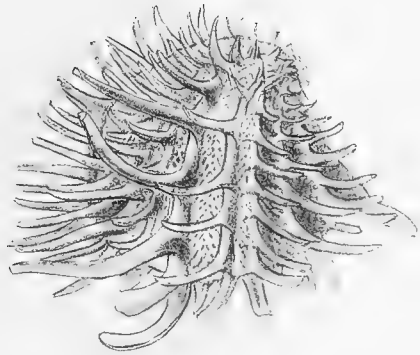



Species 28. (Mus. Cuming.)

CHAMA OBLIQUATA. *Cham. testā obliquè ovatā, trigonā, lateraliter affixā, valvā superiore profusè minutissimè squamatā, squamis ab umbone obliquè radiantibus, ad marginem subspinosis, inferiore compariter lævigatā, per basem rudè lamellatā, valvarum marginibus internè minutissimè crenulatis; albo fusco-purpureoque fere omnino tinctā et radiatā, intus albidā.*

THE OBLIQUE CHAMA. Shell obliquely ovate, triangular, affixed by the side, upper valve profusely very minutely scaled, scales radiating obliquely from the umbone, spinous at the margin, lower comparatively smooth, rudely lamellated along the base, margins of the valves internally very minutely crenulated; white, almost entirely stained and rayed with rust and brown and purple; interior white.

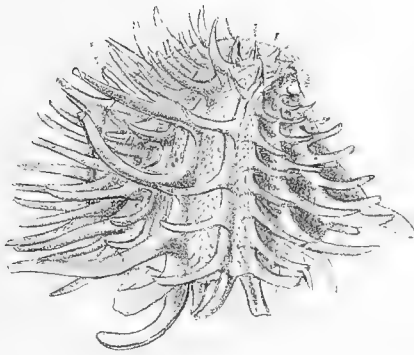
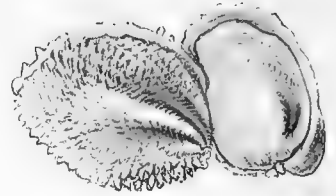


Hab. Catbalonga, Isle of Samar, Philippines (attached to stones); Cuming.


Distinguished by its oblique triangular growth, darkly rayed and stained with colour and extremely minutely scaled.





Platystrophia





CHAMA.

PLATE VI.

Species 29. (Mus. Cuming.)

CHAMA LOBATA. *Cham. testā subrhomboidē, anticē lobatā, utrinque sinuosā, valvis ambabus ab umbonibus radiatim sulcatis, concentricē laminatis, lamina valvæ superioris medio et posticē appresso-foliaceis, inferioris anticē appresso-foliaceis, valvarum marginibus internis crenulatis; nivē, fuscescēte pallidissimē radiatā.*

THE LOBED CHAMA. Shell somewhat rhomboidal, lobed anteriorly, sinuous on each side, both valves radiately grooved from the umbones, concentrically laminated, laminae of the upper valve appressly foliated in the middle and posterior side, of the lower on the anterior side, inner margins of the valves crenulated; snowy white, faintly tinged with pale brown.

BRODERIP, Trans. Zool. Soc. vol. 1. p. 303. pl. 38. f. 4, 5.

Hab. China; Reeves.

Mr. Broderip has recorded "Island of Nevis, West Indies" as the habitat of this very characteristic species; this must surely be an error, for there are several well-authenticated specimens in the British Museum, brought from China by John Reeves Esq., F.R.S., and I cannot learn that it has been received from any other locality.

Species 30. (Mus. Cuming.)

CHAMA RUPPELLII. *Cham. testā suborbiculari, valvā inferiori valdē productā, crassiusculā, lævigatā, plus minusve erosā; albidā, valvarum marginibus internis vividē rufo-purpureis.*

RUPPELL'S CHAMA. Shell somewhat orbicular, lower valve very much produced, rather thick, smooth, more or less eroded; whitish, inner margins of the valves deep red-purple.

Hab. Red Sea; Ruppell.

Approximating closely to the *C. iostoma*, but from so remote a locality that I venture to distinguish it as a new species.

Species 31. (Mus. Cuming.)

CHAMA BRASSICA. *Cham. testā suborbiculari-ovatā, circuiter trigonā, valvis ambabus rugosis, profusē squamatis, squamis valvæ superioris subfoliaceis, inferioris brevibus, erectis; albidā, squamis roseis.*

THE CABBAGE CHAMA. Shell somewhat orbicularly ovate, circuitously triangular, both valves rough, pro-

fusely, squamate, scales of the upper valves slightly foliaceous, of the lower short and erect; whitish, scales pink.

Hab. Island of Cabul, Philippines (under stones at low water); Cuming.

An interesting curiously scaled species of peculiarly circuitous growth.

Fig. 3, *b.* *Chama imbricata, junior*, described at Sp. 3.

Species 32. (Mus. Cuming.)

CHAMA PELLUCIDA. *Cham. testā orbiculari, circuiter trigonā, lateraliter affixā, valvis ambabus pulcherrimē concentricē lamellatis, lamellis parvis suberectis, valvarum marginibus minutissimē crenulatis; albidā, peculiariter pellucidā, coccineo-roseo ab umbonibus radiatā.*

THE TRANSPARENT CHAMA. Shell orbicular circuitously triangular, affixed by the side, both valves very beautifully concentrically lamellated, lamellæ small, somewhat erect, margins of the valves very minutely crenulated; whitish, peculiarly transparent, rayed from the umbones with scarlet rose.

BRODERIP, Trans. Zool. Soc. vol. 1. p. 302. pl. 38. f. 3.

Hab. Iquiqui, Peru (attached to stones and shells); Cuming.

This beautiful and extremely interesting species is, I regret to say, very inadequately represented in the accompanying figure; it is of the most delicate texture, and has the appearance of being formed of transparent white wax rayed with bright scarlet rostr.

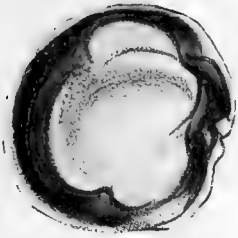
Species 33. (Mus. Cuming.)

CHAMA CARDITÆFORMIS. *Cham. testā ovatā vel transversim oblongā, valvis ambabus radiatim minutissimē squamellatis, squamis appressis, posticis majoribus, valvarum marginibus crenulatis; albā, lillarum interstitiis posticē coccineo-rufts.*

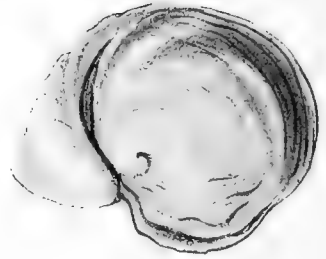
THE CARDITA-SHAPED CHAMA. Shell transversely oblong, both valves radiately very minutely ridged with appressed scales, posterior the larger, margins of the valves crenulated; white, interstices between the ridges on the posterior side scarlet-red.

Hab. — ?


Easily distinguished by its peculiar oblong growth which is not apparently accidental.



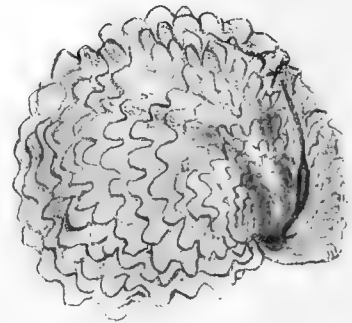
30^a



31



32



33

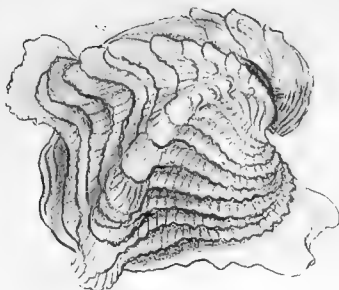


34

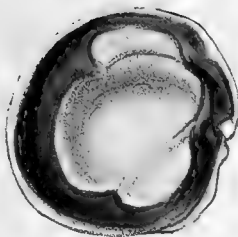
Ex. rib. del. edit.

Esceve imp

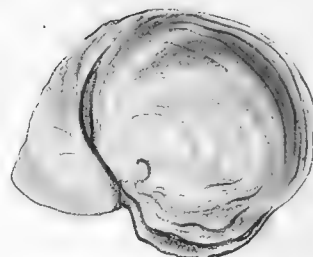





30



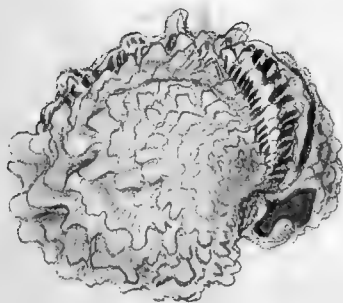
30a



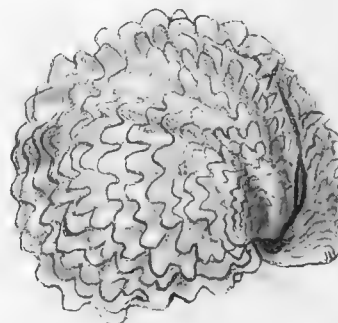
30b



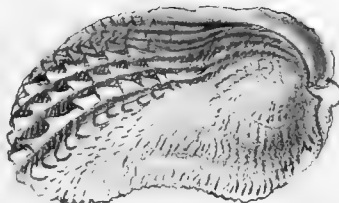
31



32



33



34

CHAMA.

PLATE VII.

Species 34. (Mus. Cuming.)

CHAMA VENOSA. *Cham. testâ circuiter trigonâ, lateraliter affixâ, valvis ambabus lævibus, radiatim subobsoletè tricostratâ, costis asperè nodulosis; albâ, lineis purpureo-roseis obliquis undique venosâ, intus albâ.*

THE VEINED CHAMA. Shell circuitously triangular, affixed by the side, both valves smooth, radiately somewhat obsoletely three-ribbed, ribs roughly noduled; white, obliquely veined throughout with purple-rose lines, interior white.

Hab. — ? (attached to shells.)

The blood-red lines with which the entire surface of this shell is painted are not less characteristic than the three faint sharply noduled ribs.

Species 35. (Mus. Cuming.)

CHAMA ECHINATA. *Cham. testâ subtrigono-ovatâ, lateraliter affixâ, valvis ambabus spinis brevibus tubulosis erectis profusè echinatis, valvarum marginibus lævibus; albidâ, ferrugineo-vel purpureo-fusco posticè tinctâ, intus croceo-coccineo cardinem versus tinctâ.*

THE PRICKLY CHAMA. Shell somewhat triangularly ovate, affixed by the side, both valves profusely prickled with short erect tubulous spines, margins of the valves smooth; white, stained on the posterior side with purple or rust-brown, interior tinged near the hinge with saffron-scarlet.

BRODERIP, *Trans. Zool. Soc. vol. 1. p. 305. pl. 39. f. 5.*

Hab. Porto Portrero, Central America (attached to rocks at low water); Cuming.

Profusely studded with small tubulous spiniform scales.

Species 36. (Mus. Cuming.)

CHAMA JANUS. *Cham. testâ circuiter trigonâ, valvâ inferiore et dimidio postici superioris lævibus vel obliquè obtusè liratis, squamarum brevium seriebus duabus radiantibus, valvâ superiore undique irregulariter appresso-squamatâ, valvarum marginibus lævibus; purpureo-rufâ, liris obliquis squamisque albis.*

THE TWO-FACED CHAMA. Shell circuitously triangular, lower valve and posterior half of the upper smooth or obliquely obtusely ridged, with two radiating rows of short scales, upper valve irregularly appressly

squamate throughout, margins of the valves smooth; purple-red, oblique ridges and scales white.

Hab. Gallapagos Islands (attached to the large *Aviculæ*); Cuming.

The general aspect of this shell is not much unlike that of *C. venosa*, but the difference may be easily detected on examination; instead of being veined with fine lines of colour upon a white ground, the oblique ridges are raised upon a red ground, besides which the upper valve is characterized by a double style of both colour and sculpture, the anterior half being of a dull brick red colour and appressly scaled, whilst the posterior half is similar to the under valve. Mr. Broderip has figured this shell as the young *C. imbricata*, but it is far removed from that species, an immature example of which I have specially represented in the preceding plate at Fig. 3, *b*.

Species 37. (Mus. Cuming.)

CHAMA RUBEA. *Cham. testâ ovatâ, circuiter trigonâ, valvis ambabus rudè flexuosis et appresso-laminatis, squamis perpaucis, valvarum marginibus subtilissimè crenulatis; purpureo-rubrâ, squamis albidis, intus albâ, margine purpureâ.*

THE RUDDY CHAMA. Shell ovate, circuitously triangular, both valves rudely flexuous and appressly laminated, with a very few scales, margins of the valves very finely crenulated; purple-red, scales whitish, interior white, purple at the edge.

Hab. Cagayan, Island of Mindanao, Philippines (attached to stones); Cuming.

The under valve of the specimen here represented is more squamate, and the scales are more erect, than the upper.

Species 38. (Mus. Cuming.)

CHAMA EXOGYRA. *Cham. testâ ovatâ, circuiter trigonâ, valvis ambabus confertissimè appresso-laminatis, laminis rugosis subsquamatis, valvarum marginibus lævibus; lutescente-albâ, roseo tinctâ.*

THE OUTWARDLY-REVOLVED CHAMA. Shell ovate, circuitously triangular, both valves very closely appressly laminated, laminae rough, somewhat scaled, margins of the valves smooth; yellowish-white, tinged with rose.

CONRAD, Journ. Acad. Nat. Sci. Philadelphia.

Hab. Upper California.

There is nothing remarkable in this shell to characterize it particularly, though evidently distinct from any other.

Species 39. (Mus. Cuming.)

CHAMA JUKESII. *Cham. testá ovatá, valvis ambabus profusè et confertissimè brevispinosis, spinis valvæ inferioris subsquamatis; intus extusque niveá, umbonibus apice pallidè purpureis.*

JUKES' CHAMA. - Shell ovate, both valves profusely and very closely short-spined, spines of the lower valve somewhat squamate; snowywhite within and without, umbones pale purple at the apex.

Hab. Cape Upstart, North Australia (on the coral reefs at low water); Jukes.

I dedicate this shell with a great deal of pleasure to

Mr. Jukes, the zealous naturalist of H.M.S. 'The Fly', to whom this monograph is indebted through Mr. Cuming for several interesting species.

Species 40. (Mus. Cuming.)

CHAMA SARDA. *Cham. testá suborbiculari, valvis ambabus peculiariter exiliter obliquè striatis, squamis brevibus asperis remotis; intus extusque vividè corallo-rubrá.*

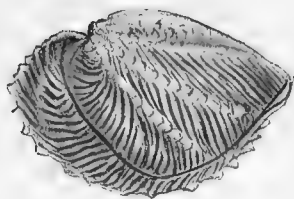
THE CORNELIAN CHAMA. Shell somewhat orbicular, both valves peculiarly faintly obliquely striated, with sharp remote short scales; bright coral-red within and without.

Hab. Honduras (attached to coral); Dyson.


Rich in colour and very characteristic in sculpture, being crossed in an oblique direction throughout with faint striæ, and roughened here and there with short scales like the asperities of a coarse file.




Chama. Pl. VII.




34




35




36



37



38



39



40

CHAMA.

PLATE VIII.

Species 41. (Mus. Cuming.)

CHAMA FIMBRIATA. *Cham. testá suborbiculari, valvis ambabus concentricè fimbriato-lamellatis, valvarum marginibus minutè crenulatis; lutescente-albá.*

THE FIMBRIATED CHAMA. Shell somewhat orbicular, both valves concentrically fimbriately lamellated; margins of the valves minutely crenulated; yellowish white.

Hab. Point Cunningham, North Australia; Dring.

A very distinct species though its characters are set forth in few words; the lamellæ are not isolated as in most of the genus, but arranged in concentric continuous wavy frills.

Species 42. (Mus. Cuming.)

CHAMA CRISTELLA. *Cham. testá semiorbiculari, circuiteer trigoná, lateraliter affixá, valvâ superiore concentricè tenuissimè laminatâ, laminiis appressis, squamulis minutis asperis subremotis, inferiore compariter levigatâ, squamulis minutis retusis subremotis, valvarum marginibus crenulatis; albá aut lutescente, corallo-roseo pulcherrimè tinctâ, squamulis albis.*

THE LITTLE CREST CHAMA. Shell semiorbicular, circuitously triangular, affixed by the side, upper valve concentrically very finely laminated, laminae pressed down, with minute sharp rather remote scales, lower valve comparatively smooth, with rather remote blunted minute scales, margins of the valves crenulated; white or yellowish, very beautifully stained with coral-rose, scales white.

LAMARCK, *Anim. sans vert.* (Deshayes' edit.) vol. vi. p. 585.

Hab. Batavia (attached to stones); Cuming.

An extremely pretty and well-defined species, of which the example here figured has been satisfactorily identified with Lamarck's original specimen in the collection of M. Delessert.

Species 43. (Mus. Cuming.)

CHAMA GRYPHINA. *Cham. testá semiorbiculari, circuiteer trigoná, lateraliter affixá, valvis ambabus concentricè laminatis, laminiis appressis, anticè fimbriatis erectis, valvarum marginibus levibus; albídâ, lutescente anticè tinctâ.*

THE CROOKED CHAMA. Shell semiorbicular, circuitously

triangular, affixed by the side, both valves concentrically laminated, laminae pressed down, fimbriated and erect on the anterior side.

LAMARCK, *Anim. sans vert.* (Deshayes' edit.) vol. v. p. 587.

Hab. Sicily, Corsica.

Only known to Lamarck in a fossil state.

Species 6. Variety β (Fig. 6 b. Mus. Cuming.)

CHAMA MACROPHYLLA. *Testa plerumque grandior, omnino purpureo-lacca.*

THE LARGE-LEAVED CHAMA. Shell generally larger, purple-lake throughout.

Having already described this species at Plate II. Sp. 6. it only remains to notice the purple-lake variety of which I have since thought it necessary to give a representation on account of its marked difference in colour; it is also mostly of larger size.

Species 44. (Mus. Cuming.)

CHAMA SPINOSA. *Cham. testá orbiculari, planiusculâ, valvâ superiore profusè et minutissimè squamatâ, squamis umbonem versus laminiferis, marginem versus tubulosis, spinosis, inferiore rudè squamatâ, squamis imbricatis et irregulariter fimbriatis, valvarum marginibus viâ crenulatis; albídâ, spinis posticis plerumque ferrugineo-fusco tinctis.*

THE SPINOUS CHAMA. Shell orbicular, rather flat, upper valve profusely and very minutely scaled, scales laminiferous towards the umbone, tubulous and spinous towards the margin, lower valve rudely squamate, scales imbricated and irregularly fimbriated, margins of the valves scarcely crenulated; whitish, posterior spines mostly stained with rust-brown.

BRODERIP, *Trans. Zool. Soc.* vol. 1. p. 306. pl. 38. f. 8. and 9.

Hab. Lord Hood's Island, Pacific Ocean (attached to coral and shells); Cuming.

Distinguished by the narrow tubulous structure of the spines, which are appressed and range in fine laminae towards the umbone.

Species 45. (Mus. Cuming.)

CHAMA PANAMENSIS. *Cham. testá ovatâ, circuiteer trigoná, lateraliter affixá, valvâ superiore posticè lævi, tenuis*

CHAMA.—PLATE VIII.

sinè appresso-laminatá, anticè rugosá, rudè fimbriatá, inferiore lævi, per basem lamellatá, valvarum marginibus lævibus; albidá, ferrugineo-fusco hic illic tinctá.

THE PANAMA CHAMA. Shell ovate, circuitously triangular, affixed by the side, upper valve smooth and very minutely appressly laminated on the posterior side, rough and rudely fimbriated on the anterior, lower valve smooth, lamellated along the base, margins of the valves smooth; whitish, stained here and there with rust-brown.

Hab. Panama (attached to stones); Cuming.

The upper valve of this shell is distinguished in a peculiar manner by its two-fold style of sculpture.

Species 46. (Mus. Cuming.)


CHAMA PRÆTEXTA. *Cham. testá ovatá, valvis ambabus*

concentricè pulcherrimè fimbriatis, fimbriis tenuibus subpellucidis, grandibus, plus minusve erectis, valvarum marginibus lævibus; pallidè croceá, fimbriis supra rufescentibus.

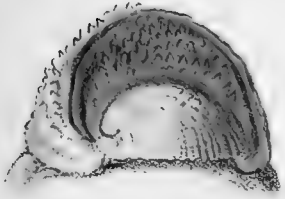
THE FLOUNCED CHAMA. Shell ovate, both valves very beautifully concentrically fimbriated, frills thin, subpellucid, large, more or less erect, margins of the valves smooth; pale yellow, frills reddish beneath.

Hab. — ?


This truly delicate and beautiful shell was received by Mr. Cuming from a continental naturalist of some celebrity as the *C. croceata* of Lamarck, but it does not answer to the description. There are several Lamarckian species of this genus, and even the Linnæan *C. gryphoides*, which it is quite impossible to indentify with the least degree of certainty.




41



42



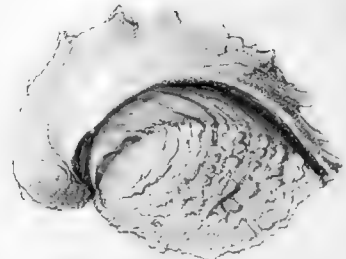
43



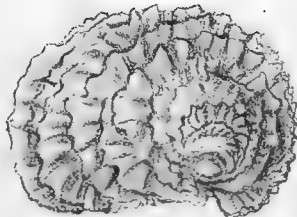
46



44^a



47



46

CHAMA.

PLATE IX.

Species 47. (Mus. Cuming.)

CHAMA EXIGUA. *Cham. testā parvā, tenui, subpellucidā, circiter trigonā, lateraliter affixā, valvā superiore minutissimè appresso-laminatā et radiatim striatā, subasperā, inferiore divaricatim excavato-punctatā, per basem lamellatā; albā.*

THE LITTLE CHAMA. Shell small, thin, somewhat transparent, circuitously triangular, affixed by the side upper valve very minutely appressly laminated and radiately striated, rather rough, lower valve divaricately excavately punctured, lamellated along the base; white.

Hab. Singapore (dredged from sandy mud at the depth of seven fathoms attached to fragments of shells); Cuming.

A little transparent white shell of which Mr. Cuming collected several specimens; the lower valve is distinguished by a peculiarity of punctured sculpture somewhat analogous to that of the *C. arcinella*, there is no trace of it, however, in the upper valve, as in that species.

Species 48. (Mus. Cuming.)

CHAMA FRAGUM. *Cham. testā suborbiculari, valvā superiore concentricè tenuissimè fimbriato-laminatā, laminis marginem versus subtubulosis, inferiore rudè tubuloso-squamatā, valvarum marginibus minutè crenulatis; albā, rufo-punctatā, intus albidā.*

THE STRAWBERRY CHAMA. Shell somewhat orbicular, upper valve concentrically very finely fimbriately laminated, laminæ somewhat tubulous towards the margin, lower valve rudely tubulously squamate, margins of the valves minutely crenulated; white, dotted with red, interior whitish.

Hab. Island of Mindoro, Philippines (attached to coral); Cuming.

The sculpture of this species somewhat approaches that of the *C. spinosa*; it is of a more minute and delicate character and easily distinguished on comparison.

Species 49. (Mus. Cuming.)

CHAMA FLORIDA. *Cham. testā suborbiculari, valvis ambabus imbricatis, marginem versus eleganter fimbriato-laminatis, valvarum marginibus minutè crenulatis;*

pellucido-albā, punctis vividè roseis ab umbonibus pulcherrimè radiatā; intus albā.

THE FLORID CHAMA. Shell somewhat orbicular, valves imbricated, elegantly fimbriately laminated towards the margin, margins of the valves minutely crenulated; transparent white, very beautifully ranged from the umbones with bright rose dots, interior white.

LAMARCK, *Anim. sans vert.* (Deshayes' edit.) vol. vi. p. 583.

Hab. Honduras; Dyson.

I refer this very characteristic shell to the above Lamarckian species solely on the authority of Mr. Hanley, who has no doubt of its being identical with the species known under that name in Paris; it does not agree very accurately with Lamarck's description, but as the growth of this genus is so variable I trust to his judgment in the matter.

Species 50. (Mus. Cuming.)

CHAMA VARIEGATA. *Cham. testā oblongo-ovatā, circiter trigonā, valvā superiore lamellatā, præcipuè in seriebus duabus posticis, lamellis latiusculis appressis, interstitiis obliquè rugoso-liratis, squamis perpaucis brevibus remotis, valvarum marginibus lævibus; corallo-rubrá, liris lamellis squamisque albis, intus albidā, rufo-fusco tinctā.*

THE STRIPED CHAMA. Shell oblong-ovate, circuitously triangular, upper valve lamellated, especially in two rows on the posterior side, lamellæ rather broad and appressed, interstices obliquely transversely ridged, lower valve obliquely roughly ridged with a very few short remote scales, margins of the valves smooth; coral red, ridges lamellæ and scales white, interior whitish, stained with red-brown.

Hab. Honduras; Dyson.

The colouring of this shell has a very pretty effect, the oblique ridges and other external sculpture being white upon a coral or orange-red ground.

Species 51. (Mus. Cuming.)

CHAMA CISTULA. *Cham. testā orbiculari, posticè profundè sinuatā, valvis ambabus peculiariter rudè lamellatā et squamatā, squamis ad margines subproductis, appressis, valvarum marginibus lævibus; albidā, roseo-fuscescente variā, intus albā.*

THE LITTLE BOX CHAMA. Shell orbicular, deeply sinuated on the posterior side, both valves peculiarly rudely lamellated and scaled, scales at the margin somewhat produced, but appressed, margins of the valves smooth; whitish, variegated with rose brown, interior white.

Hab. Honduras; Dyson.

The upper valve of this shell is rather more convex than usual; the sculpture peculiarly rudely developed.

Species 52. (Mus. Cuming.)

CHAMA TUMULOSA. *Cham. testá orbiculari, posticè subprofundè sinuatá, valvis ambabus valdè convexis, rudè tumulosis et imbricatis, interstitiis posticè obliquè liris, liris minutissimè squamatis, valvarum marginibus lævibus; aurantio rufoque variá, liris posticis albis, intus albá.*

THE TUMULOUS CHAMA. Shell orbicular, somewhat deeply sinuated on the posterior side, both valves very convex, rudely tumulous and imbricated, posterior interstices obliquely ridged, ridges very minutely scaled, margins of the valves smooth; variegated with red and orange, posterior ridges white, interior white.

Hab. Honduras (attached to coral); Dyson.

A striking species though of rude growth; it is doubly sinuated on the posterior side, having round orange protuberances along the summit, whilst the channelled interstices have a striped appearance from their being crossed by white ridges on a blood-red ground.

Species 53. (Mus. Cuming.)

CHAMA LINGUA-FELIS. *Cham. testá orbiculari supra depressiusculá, valvis ambabus præcipuè inferiore minutè retusè squamatis, superiore pulcherrimè fimbriato-laminatá, laminis appressis, posticè concavo-planatá, ad angulos elongato-lamellatis, valvarum marginibus lævibus; nivedá, rosaceo hic illic tinctá.*

THE CAT'S-TONGUE CHAMA. Shell orbicular, rather depressed, both valves, especially the lower, covered with minute blunt scales, upper valve very beautifully fimbriately laminated, laminæ appressed, posteriorly concavely flattened, elongately laminated along the

angles, margins of the valves smooth; snowy white, stained here and there with rose-pink.

Hab. Island of Guimaras, Philippines (attached to stones); Cuming.

An extremely delicate and characteristic species in which the upper valve is very finely laminated, whilst the ground sculpture of both that and the lower valves is of a curious roughened character somewhat similar to the *Tellinæ scobinata* and *lingua-felis*.

Species 54. (Mus. Cuming.)

CHAMA PELLIS-PHOCÆ. *Cham. testá suborbiculari, valvâ superiore undique minutissimè squamatá, squamis umbonem versus brevissimè retusis, marginem versus longioribus subspiniferis, inferiore rudè lamellatá, valvarum marginibus lævibus; albá, squamis marginem versus rufo-fuscis, umbone roseo.*

THE SEAL-SKIN CHAMA. Shell scarcely orbicular, upper valve very minutely scaled throughout, scales very short and blunt near the umbone, longer and somewhat spinous towards the margin, lower valve roughly lamellated, margins of the valves smooth; white, scales towards the margin reddish brown, umbone pink.

Hab. Island of Ticao, Philippines (attached to stones); Cuming.

The pink stain upon the umbone is probably a character which may help to distinguish this species.

Species 55. (Mus. Cuming.)

CHAMA APPRESSA. *Cham. testá orbiculari, valvis ambabus concentricè laminatis, laminis tenuibus plano-appressis, inferiore posticè liris perpaucis minutis obliquè exsculptá, valvarum marginibus lævibus; albá, roseo-fuscescente sparsim tinctá.*


THE APPRESSED CHAMA. Shell orbicular, both valves concentrically laminated, laminæ thin, flatly appressed, lower valve obliquely sculptured on the posterior side with a very few minute ridges; white, sparingly tinged with rose-brown.

Hab. Honduras; Dyson.


Distinguished by its concentric flatly appressed laminæ.



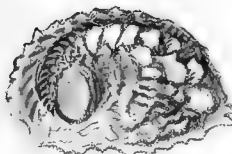
47



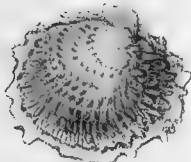
48




49




50



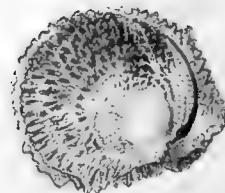
44b



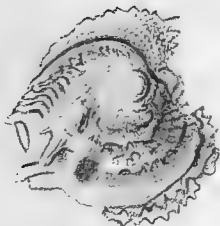
51




52



53



55



54



C H A M A.

[Temporary Index.]

	Plate.	Species.		Plate.	Species.
appressa, <i>Reeve</i>	IX.	55	<i>lazarus</i> , <i>Lamarck</i>	II.	6
arcinella, <i>Linnaeus</i>	V.	26	lingua-felis, <i>Reeve</i>	IX.	53
aspersa, <i>Reeve</i>	V.	24	lobata, <i>Broderip</i>	VI.	29
brassica, <i>Reeve</i>	VI.	31	macrophylla, <i>Chemnitz</i>	II and VIII.	7
Broderipii, <i>Reeve</i>	I.	2	multisquamosa, <i>Reeve</i>	III.	12
Carditæformis, <i>Reeve</i>	VI.	33	nivalis, <i>Reeve</i>	IV.	17
cistula, <i>Reeve</i>	IX.	51	obliquata, <i>Reeve</i>	V.	28
coralloides, <i>Reeve</i>	IV.	18	Pacifica, <i>Broderip</i>	III.	15
cornucopia, <i>Reeve</i>	IV.	22	Panamensis, <i>Reeve</i>	VIII.	45
corrugata, <i>Broderip</i>	II.	9	pellis-phocæ, <i>Reeve</i>	IX.	54
cristella, <i>Lamarck</i>	VIII.	42	pellucida, <i>Broderip</i>	VI.	32
<i>damæcornis</i> , <i>Lamarck</i>	II.	4	planata, <i>Reeve</i>	V.	25
divaricata, <i>Reeve</i>	IV.	20	prætexta, <i>Reeve</i>	VIII.	46
echinata, <i>Broderip</i>	VII.	35	<i>producta</i> , <i>Broderip</i>	II.	7
exigua, <i>Reeve</i>	IX.	47	pulchella, <i>Reeve</i>	III.	10
exogyra, <i>Conrad</i>	VII.	38	radians, <i>Lamarck</i>	IV.	19
ferruginea, <i>Reeve</i>	IV.	21	reflexa, <i>Reeve</i>	IV.	16
fibula, <i>Reeve</i>	V.	27	rubea, <i>Reeve</i>	VII.	37
fimbriata, <i>Reeve</i>	VIII.	41	Ruppellii, <i>Reeve</i>	VI.	30
florida, <i>Lamarck</i>	IX.	49	sarda, <i>Reeve</i>	VII.	40
foliacea, <i>Quoy</i>	II.	8	Senegalensis, <i>Reeve</i>	II.	5
fragum, <i>Reeve</i>	IX.	48	sinuosa, <i>Broderip</i>	III.	11
frondosa, <i>Broderip</i>	I.	1	sordida, <i>Broderip</i>	V.	23
gryphina, <i>Lamarck</i>	VIII.	43	spinosa, <i>Broderip</i>	VIII.	44
imbricata, <i>Broderip</i>	I and VI.	3	sulphurea, <i>Reeve</i>	III.	14
iostoma, <i>Conrad</i>	II.	7	tumulosa, <i>Reeve</i>	IX.	52
Janus, <i>Reeve</i>	VII.	36	variegata, <i>Reeve</i>	IX.	50
Jukesii, <i>Reeve</i>	VII.	39	venosa, <i>Reeve</i>	VII.	34
lazarus, <i>Linnaeus</i>	II.	4			

MONOGRAPH

OF THE GENUS

C H I T O N .

“Each on his rock transfixed, the sport and prey
Of wracking whirlwinds.”—*Milton*.



CHITON.

PLATE I.

Genus CHITON, *Linnæus*.

Testa oblongo-vel elongato-ovatâ, octovalvis, valvis invicem mobilibus, sæpissimè transversim angustioribus, convexis, medio umbonatis, lateraliter subalatis, in cute cartilagineâ affixis, cute aut complanatâ, aut squamatâ, aut hispida, aut spinosâ, aut fasciculatâ, interdum latè expansâ, posticè incisâ, interdum valvis omnino obtegente.

Shell oblong or elongately ovate, eight-valved, valves moving upon one another, most frequently the narrower transversely, convex, umbonated in the middle, somewhat winged on each side, fixed in a cartilaginous cuticle, which is smooth, squamate, hairy, spinous, or fasciculate, sometimes widely expanded, and cut at the posterior extremity, sometimes entirely covering the valves.

No animals, among the retired inhabitants of the ocean, so long eluded the pursuit of the naturalist, as those which are the subject of the present monograph; dwelling in almost every sea short of the circumpolar temperature, yet very unevenly distributed throughout this extended range, the *Chitons* pass their sedentary existence in situations secure from displacement, and which it has been reserved to the zeal of recent travellers to penetrate. Little did it occur to the great reformer of the Linnæan school when recording, so late as 1819, in the sixth volume of his 'Animaux sans vertèbres', a list of only six species, that nearly ten times that number were dwelling in retirement on the western shores of the Pacific, that as many more were living secluded among the rocks of Australia and New Zealand, and that the sum of these united would in twenty years be nearly doubled, by the discovery of species in other localities; yet such are the fruits of recent voyages, and the spirit of research which has accompanied them.

It must not be supposed that of probably two hundred, more or less, distinct species of *Chiton*, and nine or ten of *Chitonellus*, which I have now under investigation, only seven were known to Lamarck; upwards of twenty distinct kinds were figured thirty years before by Chemnitz in the 'Conchylien Cabinet'; some of these are indecipherable, but others, since left in obscurity, I have succeeded in identifying.

As a proof that the cabinets of Paris were singularly meagre in their collections of this genus, it is worth remarking that most of the species figured in the 'Encyclo-

pédie Méthodique', are copied from the 'Conchylien Cabinet', and rendered not the less ambiguous by the transfer. Lamarck, at the time of his occupation on the genus, was afflicted with blindness, and, touching the circumstance of his only being able to identify five out of the five and twenty represented in the 'Encyclopédie', observes "Ce genre est fort nombreux en espèces, mais, malheureusement, privé de la vue, et hors d'état de constater nous-mêmes les caractères des espèces, nous n'en citerons qu'un petit nombre parmi celles que nous possédons."

The first addition to the tropical species of the genus, was made through the researches of Mr. Fremby, on the coast of Chili, in 1825, recorded in the 3rd volume of the 'Zoological Journal'; these were multiplied to an unprecedented extent by the indefatigable exertions of Mr. Cuming, in the same and adjacent localities, and subsequently in the Philippine Islands; whilst the inventory of species has been increased to its present magnitude, through the zealous assiduity of M. Quoy, in the Surveying Expedition of the 'Astrolabe', of Captain Sir Edward Belcher in the several Surveying Expeditions of the 'Blossom', the 'Sulphur' and the 'Samarang', of the Rev. W. V. Hennah, resident at the Cape of Good Hope, of Dr. Dieffenbach and Mr. Earl, in New Zealand, of Mr. Gunn, in Van Dieman's Land, and of Capt. Ince, in Australia; it must not be forgotten also that some few contributions have been made to the genus by Dr. Gould, Mr. Courthouy, and other naturalists of the United States, as well as from the shores of our own coast through the dredging exertions of Professor Edward Forbes and Mr. McAndrew.

Regarding the soft parts of *Chiton*, two very opposite theories were advanced by contemporary authors; one by Linnæus, founded on the multivalve structure of the shell, in which he assigned the genus to a place among the *Lepadæ*; the other by Adanson, drawn from observations made on the shores of the Mediterranean a few years subsequently, in which he transferred the *Chitons* to the immediate vicinity of the *Patellæ*. The conclusions of the philosopher in the closet, were destined, however, to be overthrown by the observations of the naturalist in the field; the views of the illustrious traveller in Senegal having been confirmed many years after by Cuvier, notwithstanding the opposite opinions entertained by numerous intervening writers.

March, 1847.

The animal *Chiton* is an oblong hirudiniform mass without eyes, and possessing a thin membranous veil in place of tentacula over the mouth, which has a long spiral tongue furnished with horny denticles. The respiratory organs, selected to characterize the subdivision of the Gastropods into Orders, consists of a series of pyramidal leaflets which encircle the body, as in *Patella*, within a depression between the edge of the mantle and the foot. The anal aperture is situated quite at the posterior extremity; and the *Chiton*, possessing a double system of generation is hermaphroditic. The arrangement of the branchiæ is therefore similar to that in *Patella*, and the two genera were accordingly associated by M. Cuvier in a particular order with the title *Cyclobranchiata*, as the lowest form of the Gastropod type. The chief peculiarity of this mollusk, and in which it differs in a remarkable degree from *Patella*, consists in the circumstance of its secreting the shell in eight separate pieces, sustained in order by a horny expansion of the mantle, and moving upon each other, after the manner of plate armour, by the aid of three flexible muscles attaching crosswise to each plate or valve. This horny expansion of the mantle is sometimes only marginal, constituting a frame to the shell, sometimes partially or entirely spread over the shell; and it is characterized by the following variety of ornament. In *C. elegans* the horny ligament appears in its simplest form, thin and transparent; in *C. alatus* it is covered with a rough arenaceous surface; in *C. Blainvillii* with a few scattered very short bristles; in *C. spiniger* with thickly-set calcareous bristles; in *C. Peruvianus* with a dense growth of hair; in *C. setiger* with irregular straggling hairs; in *C. Coquimbensis* with curious oblong processes, peculiar to that species alone; in *C. aculeatus* with rude short cylindrical spines; in *C. spinosus* with sharp curved spines; in *C. magnificus* with close-set calcareous grains; in *C. squamosus* with equally close-set scales; in *C. fascicularis* with a row of dense tufts of brittle glassy spiculæ; and lastly, in the great *C. Sitkensis*, in which the mantle entirely envelopes the shell, the surface is crowded with very close-set minute stars of glassy spiculæ.

The imbedded portion of each plate or valve in the shell of *Chiton* is more or less produced posteriorly in two processes according to the oblong tendency of its structure, and the greater power necessary to sustain them in comparative order; in most species where the valves are considerably narrower transversely than longitudinally, these posterior processes, termed apophyses, from their analogy in action to the apophysis in the osteology of the vertebrate skeleton, are but slightly developed, and the sinus between them is finely irregularly serrated. In valves of a more

oblong form, as in *C. incisus* the apophyses become more prominent, until in *Chitonellus* where the valves are longer longitudinally than transversely, and isolated from each other, the apophyses are produced to an extent which enables them to sustain the valves, each by itself, within the mantle without the superposition of any cartilaginous expansion.

The exposed portion of each valve in the shell of *Chiton*, and that only which is characterized by any sculpture or design of colouring, has the appearance of a convex shield, supported on either side by a raised triangular wing-like growth, forming as it were the radii of a circular plate which meet together in the anterior terminal valve; so that the sculpture and colouring of the cephalic valve is almost invariably the same as in the lateral areas of the rest; and the design of the central areas is as invariably different.

The *Chitons* live attached to stones and fragments of shells in deep water, sometimes on exposed rocks, but most frequently under stones at about low-water mark. They exist in abundance on the south west shores of America, of Australia and New Zealand, the Eastern Archipelago, the Pacific Islands, Cape of Good Hope, West Indies, Sitka, and the shores of Europe and Asia.

The genus *Chiton* has been subdivided by the Rev. Lansdowne Guilding, into the genera *Acanthopleura* and *Kapellopleura*, distinguishing the spiny and hairy species, into the genera *Acanthochætes* and *Amicula*, by Mr. Gray, to distinguish the fasciculate species, and those in which the mantle is extended over the shell, and a subgenus, under the name of *Helminthochiton*, has been proposed by Mr. Salter for the reception of the elongated species; all these, however, can only be estimated as sections of the genus *Chiton*, and of a rank much inferior to that of *Chitonellus*, to which genus I refer for further observations.

Species 1. (Mus. Cuming.)

CHITON BARNESII. *Chit. testâ subabbreviato-ovatâ, valvis angustis, terminalibus radiatim granosis, granis solitariis, subirregularibus, valvis cæteris areis centralibus ad umbones lævibus, deinde striis decussatis, quarum longitudinalibus fortioribus, areis lateralibus radiatim striatis, striis irregulariter et subrudè granosis; valvis terminalibus cæterarum areisque lateralibus olivaceo-fuscis, centralibus castaneo-fuscis, umbonibus nigricantibus, maculâ luteo-albidâ utrinque subdistanter notatis; ligamento latiusculo, fortiter granoso-coriaceo, viridi-olivaceo.*

BARNES' CHITON. Shell rather shortly ovate, valves narrow, terminal ones radiately granose, grains isolated, somewhat irregular, remaining valves with the central areas smooth at the umbones, then decussated with striæ, of which the longitudinal are the stronger, lateral areas radiately striated, striæ irregularly and rather rudely granose; extreme valves and lateral areas chesnut-brown, umbones blackish, marked with a rather distant yellowish-white blotch on each side; ligament rather broad, strongly granosely coriaceous, greenish olive.

GRAY, *Spicilegia Zoologica*, p. 5.

Hab. Coquimbo, Chili (found under round stones at low water); Cuming.

I have been minute in describing this species, because its characters are unusually constant; its abbreviated peculiarity of form renders it easy to be distinguished from any other yet discovered.

Species 2. (Fig. *a* and *b*. Mus. Cuming.)

CHITON CUMINGII. *Chit. testâ oblongo-ovatâ, valvis terminalibus tenuè fortiter et creberrimè radiatim granoso-striatis, cæteris areis centralibus ad umbones leviusculis et tenuissimè longitudinaliter sulcatis, latera versus striis granosis obliquè decussatis, areis lateralibus striis granosis divergentibus exsculptis; æreo-olivaceâ, nigricante et spadiceo-luteo plus minusve variâ; ligamento fortiter granoso-coriaceo, æreo-olivaceo.*

CUMING'S CHITON. Shell oblong-ovate, terminal valves finely strongly and very closely radiately granosely striated, the rest with the central areas rather smooth towards the umbones, and very finely longitudinally grooved, obliquely decussated towards the sides with granose striæ, lateral areas engraved with divergent granose striæ; bronze-olive, more or less variegated with black and fawn yellow; ligament strongly granosely coriaceous, bronze olive.

FREMBLY, *Zool. Journal*, vol. iii. p. 198. pl. (sup.) 16. f. 3.

Hab. Valparaiso (under stones at low water); Frembly, Cuming.

This well-known species is found abundantly in the neighbourhood of Valparaiso, and it is only surprising that it should have remained so long undiscovered.

Species 3. (Mus. Cuming.)

CHITON MAGNIFICUS. *Chit. testâ oblongo-ovatâ, valvis terminalibus radiatim creberrimè striatis, striis vix granulatis, cæteris areis centralibus posticè lævibus,*

anticè longitudinaliter tenuisulcatis, lateralibus radiatim elevato-striatis, striis vix granulatis; undique atro-olivaceâ, punctis cæruleis sparsâ; ligamento fortiter granoso-coriaceo, atro.

THE MAGNIFICENT CHITON. Shell oblong-ovate, terminal valves radiately very closely striated, striæ scarcely granulated, the rest with the central areas smooth posteriorly, longitudinally finely grooved anteriorly, lateral areas radiately elevately striated, striæ very slightly granulous; jet olive throughout, sprinkled with blue dots; ligament strongly granosely coriaceous, jet-black.

DESHAYES, *Dict. Class. des Sciences Nat.* vol. xii. p. 455.

Chiton latus, Sowerby.

Chiton olivaceus, Frembly.

Hab. Valparaiso (under stones at low water); Frembly, Cuming.

Mr. Sowerby appears to have confounded this species in his 'Catalogue' with the following, *C. striatus* of Barnes, in which there are no traces of the numerous blue dots, that should have been distinguished in the accompanying figure.

Species 23. (Fig. 3, *b*. Mus. Cuming.)

CHITON STRIATUS. *Chit. testâ oblongo-ovatâ, valvis terminalibus creberrimè undulato-striatis, cæteris areis centralibus posticè circa umbones lævibus, anticè tenuè, autem fortiter, longitudinaliter sulcatis, areis lateralibus striis peculiariter reticulatis radiatis; ærario-viridi aut rufescente, atro plus minusve flammâtâ; ligamento fortiter granoso-coriaceo, atro.*

THE STRIATED CHITON. Shell oblong-ovate, terminal valves very closely undulately striated, the rest with the central areas smooth posteriorly around the umbones, anteriorly finely but strongly longitudinally grooved, the lateral areas peculiarly radiately reticulated; copperas-green or reddish, more or less flamed with jet-black; ligament strongly coriaceous, jet black.

BARNES, *Amer. Journ. of Science*, vol. vii.

Hab. Chili.

Chiton sulfuscus, Sowerby.

The difference between this and the preceding species is not one of colour only; upon examining the lateral areas of the valves, it will be found that the striæ instead of being disposed in divergent rays, are so arranged as to form a delicate net-work.

Species 4. (Fig. *a*, and *b*. Mus. Cuming.)

CHITON STOKESII. *Chit. testá ovatá, valvis terminalibus striis peculiariter interruptis, undulatis, radiatis, cæteris areis centralibus longitudinaliter fortiter tenuiliratis, areis lateralibus, fortiter elevato-striatis, striis subdis-tantibus undulatis, obliquè decussatim divergentibus; olivaceo-nigricante, maculis perpaucis pallidis utrinque umbones; ligamento fortiter granoso-coriaceo, viridi-olivaceo, nigro-marmorato.*

STOKES' CHITON. Shell ovate, terminal valves radiated with peculiarly interrupted waved striæ, the rest with the central areas strongly longitudinally finely striated, lateral areas strongly elevately striated striæ

rather distant, waved and obliquely diverging across; olive-black, with a few pale blotches near the umbones; ligament strongly granosely coriaceous, greenish-olive, marbled with black.

Variety β . Fig. 4, *b*.

Testa parva undique rufo varia.

Shell small, variegated with red throughout.


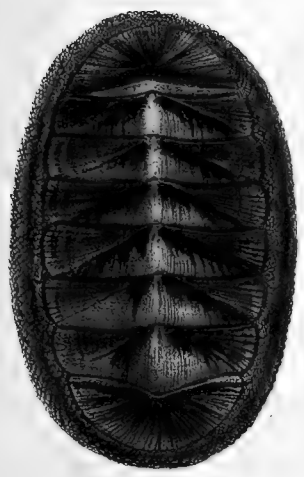
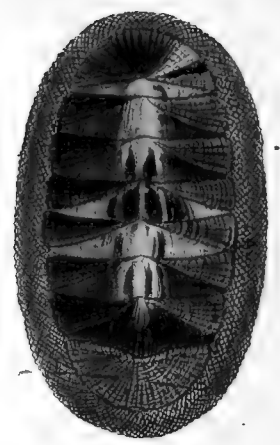

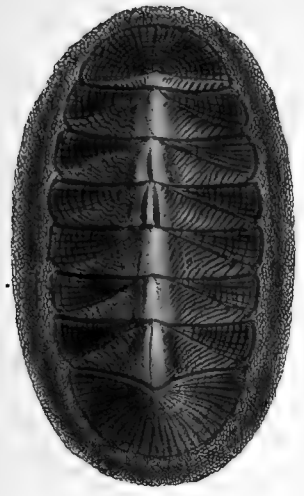
BRODERIP, Pro. Zool. Soc. 1832.

Hab. St. Elena, West Columbia (under stones at low water); Cuming.

The style of the cross diverging striæ of the lateral areas should be carefully noticed in order to distinguish this species from its congeners.

Pl. 1

Pl. 1



W. H. det. of lith.

Reeve. 1847



CHITON.

PLATE II.

Species 5. (Mus. Cuming.)

CHITON SICULUS. *Chit. testá ovatá, valvis terminalibus radiatim striatis, striis planatis, basem versus gradatim latioribus, valvâ posticâ superne umbonatâ, cæteris areis centralibus medio lævibus, utrinque fortiter longitudinaliter liratis, areis lateralibus radiatim elevato-striatis, striis par paria divergentibus; pallidè spadiceâ, arearum lateralium marginibus anticis albipunctatis; ligamento subtiliter granoso-coriaceo, spadiceo-rufo exiliter marmorato.*

THE SICILIAN CHITON. Shell ovate, terminal valves radiately striated, striæ flattened, gradually broader towards the base, posterior valve umbonated, the rest with the central areas smooth in the middle, strongly longitudinally ridged on each side, lateral areas radiately elevately striated, striæ diverging in pairs; light drab, anterior edges of the lateral areas dotted white; ligament finely granosely coriaceous, drab, faintly marbled with dull red.

GRAY, Spicilegia Zoologica, p. 5.

Chiton squamosus, var. auctorum.

Chiton Polii, Deshayes (not of Philippi).

Hab. Sicily.

Before the prolific discoveries of Chitons elicited the attention of naturalists to the minute, yet unerring distinctions of sculpture which are now presented to us, there were probably several species confounded under the old Linnæan title *squamosus*. Amongst the number was that under consideration, an inhabitant of the Mediterranean, amply distinguished, notwithstanding its general resemblance, from the original *C. squamosus* of the West Indies. Lamarck, and even the expositor of the Mediterranean conchology, Philippi, failed to discover the remarkable want of similarity in the detail of these species, and it is through the observations of Mr. Gray, whose secession from conchological pursuits, (in the elucidation of species, at least,) is to be deplored, that the difference was first noted, in his 'Spicilegia Zoologica'. M. Deshayes with his usual acumen appears to have made the same discovery, and, unacquainted with Mr. Gray's researches, distinguished the Sicilian species by the new title of *C. Polii*; the honoured name of the Neapolitan anatomist, was, however, already occupied by Philippi, in reference to another species. For particulars in which the *C. Siculus* and *squamosus* differ, see Sp. 16.

Species 6. (Mus. Cuming.)

CHITON MARMORATUS. *Chit. testá ovatá vel oblongo-ovatá, valvis omnibus lævigatis aut minutissimè creberrimè puncturatis; cinereo-albidâ, olivaceo-nigricante peculiariter variegatâ et marmoratâ; ligamento squamato-coriaceo, cinereo-albo, nigricante plus minusve marmorato.*

THE MARBLED CHITON. Shell ovate or oblong-ovate, all the valves smooth or very minutely closely punctured; cinereous white, peculiarly variegated and marbled with olive-black; ligament squamately coriaceous, cinereous white, more or less marbled with black.

GMELIN, Syst. Nat. p. 3205.

Hab. — ?

Though a species of comparatively ancient date, it is not one of common occurrence; the surface of the valves has a smooth polished appearance, but upon examining it with the assistance of the lens, it will be found to have a minute shagreen appearance, or studded with the finest and closest possible superficial punctures. The coriaceous grains of the ligament are of an oval squamate form.

Species 7. (Mus. Cuming.)

CHITON ARTICULATUS. *Chit. testá suborbiculari-ovatá, valvis omnibus lævibus aut minutissimè et creberrimè puncturatis; olivaceâ, medio virescente, nigro ad umbones et utrinque maculatâ, arearum lateralium marginibus posticis pallidè olivaceo nigroque articulatis; ligamento squamato-coriaceo, olivaceo-virescente, maculis grandibus saturatioribus marmorato.*

THE ARTICULATED CHITON. Shell somewhat orbicularly ovate, all the valves smooth, or very minutely and closely punctured; olive, greenish in the middle, blotched at the umbones and on each side with black, posterior edges of the lateral areas articulated with black and pale olive; ligament squamately coriaceous, olive-green, marbled with large blotches of a darker tint.

SOWERBY, Pro. Zool. Soc., 1832. p. 59.

Hab. St. Blas, Bay of California (under stones at low water); Cuming.

This species is perfectly distinct from the preceding, but partakes very much nevertheless of its characters; the valves are smooth yet alike distinguished by that minute

punctured engraving which is not visible to the unassisted sight; it is yet more closely allied to the *C. lævigatus*, but may be distinguished by its broader growth.

Species 8. (Mus. Cuming.)

CHITON GOODALLII. *Chit. testâ oblongo-ovatâ, subquadrata, valvis terminalibus cæterarum areisque lateralibus punctis elevatis minutissimis subdistantibus aspersis, centralibus lævibus, concentricè striatis; olivaceo-nigrâ; ligamento squamato-coriaceo, squamis subumbonatis, nigro aut viridi-marmorato.*

GOODALL'S CHITON. Shell oblong-ovate, somewhat square, terminal valves and lateral areas of the rest sprinkled with very minute rather distant raised dots, central areas smooth, concentrically striated; olive-black; ligament squamately coriaceous, scales slightly umbonated, black or green-marbled.

BRODERIP, Pro. Zool. Soc., 1832. p. 25.

Hab. James Island, Gallapagos (in exposed situations, also under stones and ledges of rock); Cuming.

This fine species, named after the late venerable Provost of Eton College, was the first newly described shell of Mr. Cuming's collection. From *C. magnificus*, which it approximates in general aspect, it may be at once distinguished by its more oblong-square form, and want of longitudinal grooves and divergent ridges; in some specimens there is a series of faint blueish-green dashes on either side of the umbonal eminence.

Species 9. (Mus. Cuming.)

CHITON BOWENI. *Chit. testâ subelongato-ovatâ, medio angulato-elevatâ, valvis terminalibus cæterarum areisque lateralibus radiatim exiliter tenuisulcatis, centralibus lævibus, concentricè striatis; fuscâ, valvis spadiceo hic illic anticè flammulatis; ligamento subtiliter granoso-coriaceo, nigro.*

BOWEN'S CHITON. Shell somewhat elongately ovate, angularly elevated in the middle, terminal valves and lateral areas of the rest faintly finely grooved, central areas smooth, concentrically striated; brown, valves marked here and there on the anterior portion with fawn-coloured flames; ligament finely granosely coriaceous, black.

KING, Zool. Journal, vol. 5. p. 338.

Hab. Strait of Magalhaens; King.

Of a curious elongated form, peculiarly elevated along the umbonal eminence.

Species 10. (Mus. Cuming.)

CHITON AUSTRALIS. *Chit. testâ oblongo-ovatâ, valvis terminalibus cæterarum areisque lateralibus radiatim liratis, liris subgranosis, rude undulatis, hic illic bifariam divergentibus, areis centralibus rudè longitudinaliter granoso-liratis, umbonibus lævibus; viridi-nigricante, medio viridiore umbonibus roseis; ligamento fortiter granoso-coriaceo, nigricante.*

THE SOUTHERN CHITON. Shell oblong-ovate, terminal valves and lateral areas of the rest radiately ridged, ridges subgranose, rudely undulated, here and there bifariously divergent, central areas rudely longitudinally granosely ridged, umbones smooth; greenish black, greener towards the middle, umbones pink; ligament strongly granosely coriaceous, blackish.

SOWERBY, Mag. Nat. Hist., 1840; Conch. Illus. f. 46.

An eadem? *Chiton evanidus*, Sowerby, Conch. Illus. f. 139.

Hab. Australia. Raines' Island, Torres Straits; Ince.

The very dark green body and pink umboes of this shell afford a contrast of colour similar to that exhibited of lighter hue in the *C. Magdalenensis*.

Species 11. (Mus. Cuming.)

CHITON ALBILINEATUS. *Chit. testâ subelongato-ovatâ, valvis terminalibus cæterarum areis lateralibus lævibus, nigricantibus, lineis subelevatis undulatis, interruptis, rugisve subdistantibus, conspicuè albis, radiatis, areis centralibus lævibus, aut hic illic nigricantibus aut omnino cinereo-albo pulcherrimè et minutissimè concentricè undatis, summitate umbonali nigricante, lirâ latâ longitudinali albidâ utrinque notatâ, ligamento granoso-coriaceo, cinereo-albo.*


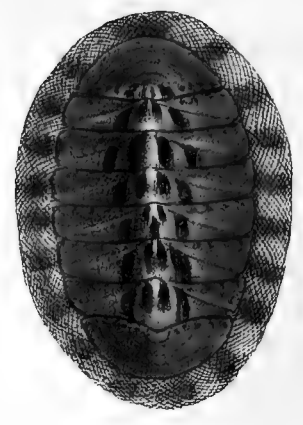
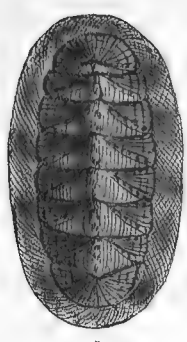
THE WHITE-LINEATED CHITON. Shell somewhat elongately ovate, terminal valves and lateral areas of the rest smooth, blackish, radiated with rather distant conspicuously white, interrupted, waved, slightly raised lines or wrinkles, central areas smooth, here and there black or altogether very beautifully minutely concentrically waved with ash-white, umbonal eminence black, marked with a broad longitudinal white line on each side; ligament granosely orificeous, pale ash.

SOWERBY, Zool. Journal, vol. iv. p. 368.

Hab. Guaymas, Gulf of California.

The white radiated painting of this species is remarkably characteristic; on a black ground, it exhibits an unusually effective contrast.

Chiton



18

Sowerby, del et lith.

Reeve, imp

CHITON.

PLATE III.

Species 12. (Mus. Cuming.)

CHITON LYELLII. *Chit. testá oblongo-ovatá, valvis subrotundatis, umbonibus rostratis, omnibus rugis impressis subtilibus obliquè et concentricè decussatis; valvis ad latera vividè viridibus, medio roseis, nigro per summitatem umbonalem nitidè pictis; ligamento corneo, granoso-arenaceo, fusco-marmorato.*

LYELL'S CHITON. Shell oblong-ovate, valves somewhat rounded, umbones beaked, all obliquely and concentrically decussated with fine impressed wrinkles; valves bright green at the sides, rose pink in the middle and neatly painted with black along the umbonal eminence; ligament horny, granosely arenaceous, fawn colour, marbled with brown.

SOWERBY, Pro. Zool. Soc., 1832. p. 26.

Hab. Pitcairn's Island, Polynesian Group (in small round hollows formed by *Echini* in exposed situations at low-water mark); Cuming.

This exquisite little species, named in honour of our celebrated geologist, is the gem of the genus; the colours are bright and brilliant, and disposed with adventitious beauty.

Species 13. (Mus. Cuming.)

CHITON BLAINVILLII. *Chit. testá suborbiculari-ovatá, valvis latissimis angustis, posticis parvis, terminali minimá, valvâ anticâ terminali obscurè radiatâ, cæteris lævibus, concentricè lineatis, areis lateralibus concavo-impressis; roseo, albo, fusco viridique variâ; ligamento corneo, setis brevibus hinc et hinc remotè munito, posticè contracto, anticè enormiter producto.*

BLAINVILLE'S CHITON. Shell somewhat orbicularly ovate, valves very broad transversely, and narrow longitudinally, posterior small, the terminal very small, anterior terminal valve obscurely rayed, the rest smooth, concentrically lineated, lateral areas concavely impressed; variegated with pink, white, brown, and green; ligament horny, remotely furnished here and there with short bristles, contracted posteriorly, enormously produced anteriorly.

BRODERIP, Pro. Zool. Soc., 1832. p. 27.

Hab. Inner Lobos Island, Peru (attached to a stone at the depth of seventeen fathoms); Cuming.

This species, of which Mr. Cuming only collected a few examples, attached to one particular stone, at the above-named island, is chiefly remarkable on account of the

extraordinary anterior extension of the ligament; extraordinary, because out of the vast amount of species forming the subject of this monograph, not one exhibits the least modification of such a condition. The shell is also remarkable, and widely distinct from any species hitherto discovered; together, they form a curious resemblance to the English coal-heavers's cap.

Species 14. (Mus. Cuming.)

CHITON CHILOENSIS. *Chit. testá oblongo-ovatá, valvis elevatiusculis, lævibus aut concentricè striatis; umbonibus subrostratis; lurido-viridi, medium versus pallidiorè, fusco-nigricante pone umbones tinctâ; ligamento corneo, translucido.*

THE CHILOE CHITON. Shell oblong-ovate, valves rather elevated, smooth or concentrically striated, umbones a little beaked; lurid green, paler towards the middle, stained with a brown-black dash behind the umbones; ligament horny, transparent.

SOWERBY, Pro. Zool. Soc., 1832, p. 58.

Hab. Island of Chiloe, west coast of South America (under stones); Cuming.

I cannot detect the punctured striæ which Mr. Sowerby describes as characteristic of this species; it has been regarded a variety of the *C. elegans*, but may be readily distinguished by the more elevated and beaked structure of the valves, and absence of raised granules; there is also a peculiarity in the colouring which does not accord with any of the multifarious varieties of painting which that species is known to exhibit.

Species 15. (Mus. Cuming.)

CHITON SULCATUS. *Chit. testá oblongo-ovatá, valvis omnibus fortiter sulcatis, liris valvarum terminalium arearumque lateralium radiatim dispositis, hic illic irregulariter bifariam divergentibus, centralium longitudinalibus, umbones versus leviter curvatis; undique anthracinâ; ligamento granoso-coriaceo, olivaceo-nigro.*

THE GROOVED CHITON. Shell oblong-ovate, all the valves strongly grooved, ridges of the terminal valves and of the lateral areas radiately disposed, here and there irregularly bifariously divergent, of the central areas longitudinal, slightly curved towards the umbones; coal-black throughout; ligament granosely coriaceous, olive-black.

WOOD, General Conchology, p. 16.

Hab. Lord Hood's and James Islands, Gallapagos (under stones); Cuming.

This fine species is of one uniform intense shining black, its absence of colour being amply compensated by the boldness of its sculpture.

Species 16. (Mus. Cuming.)

CHITON SQUAMOSUS. *Chit. testá oblongo-ovatá, valvis terminalibus decussatim granoso-radiatis, granis marginem versus subprominentibus, valvis cæteris arcis lateralibus margine postico serratis, radiatim liratis, liris callositatibus parvis graniformibus, obliquè interruptis, arcis centralibus vertice lævibus, utrinque liratis, liris umboes versus concentricè curvatis; olivaceo-cinereá, hic illic saturatiore variá; ligamento squamato-coriaceo, olivaceo-cinereo, maculis grandibus olivaceis tessellato.*

THE SCALY CHITON. Shell oblong-ovate, terminal valves decussately granosely rayed, grains rather prominent towards the margin, the rest of the valves with the lateral areas serrated along the posterior edge, radiately ridged, ridges obliquely interrupted, with small grain-like callosities, central areas smooth along the top, ridged on both sides, ridges concentrically curved towards the umboes; olive-ash, here and there variegated of a darker tint; ligament squamately coriaceous, olive-ash, tessellated with large olive spots.

Variety β . (Pl. IV. Fig. 23. Mus. Cuming.)

Testa omnino nitidè olivaceo-nigricans.

Shell altogether shining olive-black.

LINNÆUS, Syst. Nat. (12th edit.) p. 1107.

Hab. West Indies.

When we consider that "*testá octovalvi semistriatá, corpore squamuloso*" was the sole diagnose which Linnæus attached to this species, it is not to be wondered that more than one should have been confounded with it by subsequent authors. Little did the profound author of the 'Systema Naturæ' think that the brief enumeration of characters just quoted, might be applied to some scores of species then abounding in their concealed places of attachment, along the shores of the South Pacific Ocean.

It is only necessary, however, in the present instance to refer to the *C. Siculus*, represented in Pl. 2; in that species which has been confounded with the *C. squamosus* by both Lamarck and Philippi, the longitudinal grooves of the central areas are straight, in this they are concentrically curved towards the umboes; the radiating ridges of the lateral areas are regular and smooth in the *C. Siculus*, in the *C. squamosus* they range obliquely and are interrupted at intervals with small granular callosities, the posterior edge of the areas, too, are serrated; the terminal valves of the former species, like the lateral areas, are rayed with simple, smooth ridges, divided hemispherically

crosswise into granules, like an engine-turned watch-case, and the ligament is much more coarsely coriaceous.

Species 17. (Mus. Cuming.)

CHITON CHILENSIS. *Chit. testá, oblongo-ovatá, anticè subattenuatá, valvis medio anticè tenuisulcatis, utrinque striis concentricis et obliquis obscurè decussatis, umboibus lævibus, appressis; intensè castaneá, ferè nigrá, umboibus lutescentibus rufo exiliter pictis; ligamento corneo, lævi, translucido.*

THE CHILI CHITON. Shell oblong-ovate, a little attenuated anteriorly, valves finely grooved in the middle anteriorly, obscurely decussated with concentric and oblique striæ on either side, umboes smooth, short, appressed; very dark red-chestnut, almost black, umboes yellowish faintly painted with red: ligament horny, smooth, transparent.

Hab. Valparaiso, Chili (in crevices of rocks and under stones); Frembly, Cuming.

Distinguished from *C. elegans*, amongst other characters, by the absence of granules, and different style of painting; and from *C. Chilensis* by the broad appressed structure of the umboes, painting, &c.

Species 18. (Mus. Cuming.)

CHITON CYMBIOLA. *Chit. testá oblongo-ovatá, utrinque attenuatá, præcipuè posticè, medio angulato-elevatá, valvis undique lævibus, posticá terminali umbonatá; spadiceá, arcis lateralibus lineis fusciscentibus, acutè undatis, exiliter pictis, albo per marginem anticam articulatis, arcis centralibus lineis fusciscentibus irregularibus longitudinatiter undulatis, ornatis, valvarum duarum anticarum (in hoc specimine) nigricante-castaneis; ligamento subtiliter granoso-coriaceo, spadiceo fuscoque tessellato.*

THE LITTLE BOAT CHITON. Shell oblong-ovate, attenuated at both ends, especially at the posterior, angularly raised in the middle, valves smooth throughout, posterior terminal valve umbonated, light fawn-colour, lateral areas faintly painted with light brown zigzag lines, articulated with white along the anterior edge, central areas ornamented with irregular longitudinally waved light brown lines, of the two anterior valves (in this specimen) blackish-chestnut; ligament finely granose, tessellated with brown and bay.



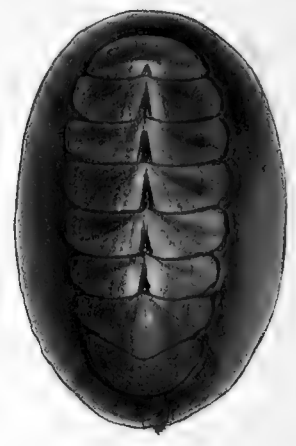
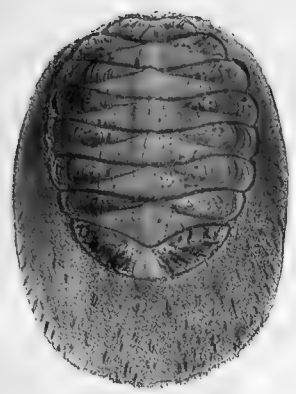
SOWERBY, Mag. Nat. Hist., 1840. Conch. Illus. f. 45. (not f. 85 and 86).

Hab. — ?

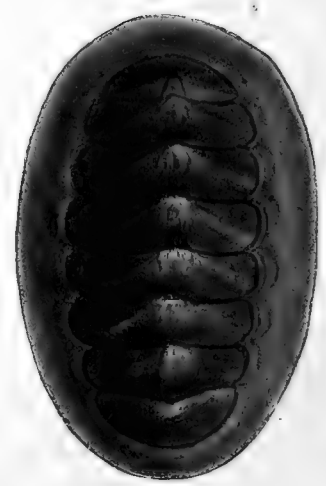
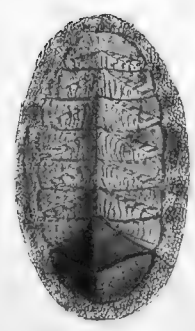
It should be observed that the articulated painting of this species is on the front edge of the lateral areas, not on the posterior, as in most species in which this design of painting occurs

Callinectes

Callinectes



16



17



CHITON.

PLATE IV.

Species 19. (Fig. *a, b, c*. Mus. Cuming.)

CHITON ELEGANS. *Chit. testā oblongo-ovatā, anticā subattenuatā, valvis medio lævibus, umbonibus subdepressis, deinde striis obliquis utrinque obscure decussatis, lateribus granulatis, granulis minutis, regularibus, subdistantibus; lutescente, nigro, rufo viridique variè pictā, interdum omnino luteo-rufescente aut castaneo-nigricante; ligamento corneo, translucido.*

THE ELEGANT CHITON. Shell oblong-ovate, somewhat attenuated anteriorly, valves smooth towards the middle, umboes somewhat depressed, then decussated with oblique striæ, sides granulated, granules minute, regular, somewhat distant; yellowish, variously painted with black, red, and green, sometimes entirely yellowish, red or chestnut black; ligament horny, transparent.

FREMBLY, Zool. Journ. vol. iii. p. 203. pl. (supp.) 17. f. 6.
Hab. Valparaiso, Chili (under stones at low water); Fremby, Cuming.

This beautiful and well-known species, found abundantly in the Bay of Valparaiso, is extremely variable in its general painting; its most constant distinguishing character consists in the lateral portions of the valves being minutely, yet conspicuously, granulated.

Species 20. (Fig. *a*, and Fig. *b*. in Pl. V. Mus. Cuming.)

CHITON MAGDALENENSIS. *Chit. testā elongato-ovatā, valvâ terminali posticâ latiusculâ umbonatâ marginem versus peculiariter compressâ, anticâ attenuatâ, declivi, ambabus rudè radiatim striatis, valvis cæteris areis lateralibus peculiariter Pinnaformibus, rudè striatis, centralibus striis rudibus subdistantibus longitudinaliter undulatis; vitriolo-virescente, umbonibus roseis, ligamento corneo, rugoso-arenaceo.*

THE MAGDALENA CHITON. Shell elongately ovate, the terminal posterior valve rather broad, umbonated, and peculiarly compressed towards the margin, anterior attenuated, standing forward, both rudely radiately striated, the rest of the valves with the lateral areas peculiarly Pinna-shaped, and rudely striated, the central areas with rude longitudinal striæ, waved and rather distant; light coppery green, umbones pink; ligament horny, roughly arenaceous.

HINDS, Moll. Voyage of H.M.S. Sulphur, p. 54. pl. 19. f. 1.
Hab. Bay of Magdalena, California (in considerable numbers on the rocks); Hinds.

A very characteristic species; though approaching closely in detail of sculpture to the *C. australis*, the peculiarities of form and structure above noted amply distinguish it.

Species 21. (Mus. Cuming.)

CHITON DISJUNCTUS. *Chit. testā oblongo-ovatā, valvis peculiariter disjunctis, lævibus aut concentricè striatis, terminalibus cæterarum areisque lateralibus granulosis, granulis perpauca, sparsis aut radiatim dispositis; chocolato-fuscâ, albido nigro-flammeo interdum solitariis ornatâ, granulis vividè sapphiro-cæruleis; ligamento corneo, translucido.*

THE DISJOINED CHITON. Shell oblong-ovate, the valves peculiarly disjoined, smooth or concentrically striated, terminal valves and lateral areas of the rest very finely granulated, granules very few in number, scattered or disposed in rays; chocolate-brown, sometimes solitarily marked with white, curiously flamed with black, granules bright sapphire blue; ligament horny, somewhat transparent.

FREMBLY, Zool. Journal, vol. iii. p. 203.

Hab. Valparaiso (under stones in mud at low water); Cuming.

This is a remarkable species both in respect of form and painting; the valves are not disjoined in reality, but have that appearance outwardly, in consequence of being enveloped to a certain extent, by horny ligament. The chief peculiarity in the painting consists in the bright blue granules, but these are so minute as to be easily overlooked.

Species 22. (Mus. Cuming.)

CHITON COQUIMBENSIS. *Chit. testā subelongato-ovatâ, valvâ terminali anticâ lævigatâ, posticâ utrinque carinatâ, cæterarum areis lateralibus granoso-carinatis, centralibus medio sulcis duobus latiusculis punctatis radiatis, sulcis angustis arcuatis numerosis confertis prope laterum carinas; nigricante-chocolato-fuscâ; ligamento corneo, subarenaceo, nigricante, processibus longitudinaliter oblongis fusciscentibus undique munito.*

CHITON.—PLATE IV.

THE COQUIMBO CHITON. Shell somewhat elongately ovate, anterior terminal valve smooth, posterior keeled on both sides, lateral areas of the rest granosely keeled, central areas rayed with two rather broad punctured grooves with numerous close-set arched narrow grooves near the keels of the sides; dark chocolate-brown; ligament horny, subarenaceous, blackish, furnished with light brown longitudinally oblong processes throughout.

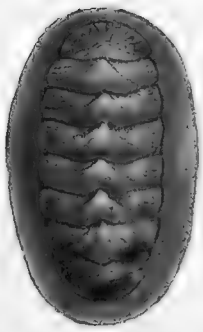
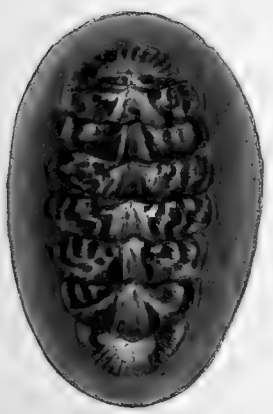

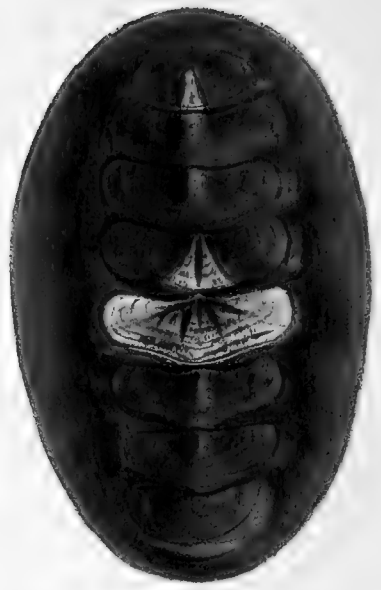
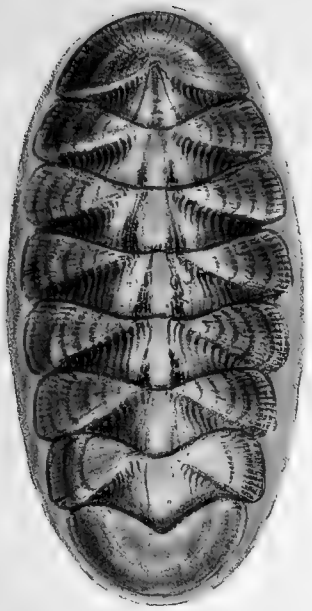
FREMBLY, Zool. Journal, vol. iii. p. 197.


Hab. South side of Coquimbo Bay, Chili (in exposed situations on rocks); Frembly, Cuming.

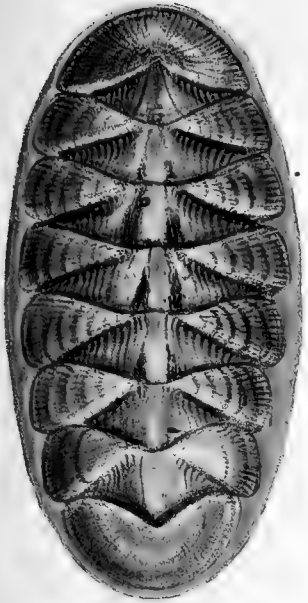
The ligament of this shell is quite peculiar, I am not aware that there is the least approximation in respect to its curious oblong processes in any other species. Living in exposed situations the valves are for the most part more or less eroded at the umbones.

For description of Fig. 23, see Pl. 3. Sp. 16. *Chiton squamosus*, var. β .

4



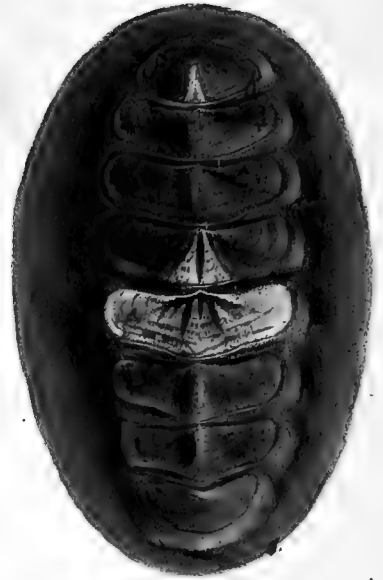





21



19



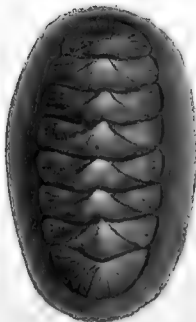
20




22



19b



20c



Sowerby



CHITON.

PLATE V.

Species 24. (Mus. Cuming.)

CHITON GRANATUS. *Chit. testá oblongo-ovatá, valvis fortiter rugoso-granatis, præsertim ad latera, umbonibus lævibus vel erosis; sordidè cinereá, granis nigricantibus, summitate umbonali nigro-maculatá; ligamento corneo, atro.*

THE GRANITE CHITON. Shell oblong-ovate, valves strongly roughly grained, especially at the sides, umboes smooth; dirty ash or stone colour, grains blackish, umbonal eminence blotched with black; ligament horny, jet black.

Hab. — ?

A new species so distinct in itself, that I am not aware of any hitherto collected with which a comparison can be instituted.

Species 25. (Mus. Cuming.)

CHITON CASTANEUS. *Chit. testá ovatá, valvis lævibus aut minutissimè puncturatis; cinereo-spadiceá, flammis albidis minutis, rufo-punctatis, variá, areis lateralibus margine postico articulatis valvis interdum duabus aut pluribus intensè castaneis; ligamento, corneo, arenaceo, sordidè fusco.*

THE CHESNUT CHITON. Shell ovate, valves smooth or very minutely punctured; ashy fawn colour, mottled with minute red-spotted whitish flames, posterior edges of the lateral areas articulated, sometimes two or more of the valves deep chesnut; ligament horny, arenaceous, dirty brown.

WOOD, General Conchology, p. 13. pl. 2 and 3. f. 2 and 3. (not *C. castaneus*, Quoy).

Hab. Cape of Good Hope; Brown.

The chief variation in the colour of this species consists in its being more or less enveloped by a veil, as it were, of intense chesnut; sometimes it covers it entirely, sometimes, as in the specimen here figured, it appears on the terminal valves only.

Species 26. (Fig. *a, b, c*. Mus. Cuming.)

CHITON FASTIGIATUS. *Chit. testá oblongo-ovatá, interdum*

medio subelevatá, valvis lævibus, concentricè striatis, terminalibus cæterarum areisque lateralibus radiatim puncturatis; fuscá vel albidá, lineis concentricis saturatioribus variè pictá, summitate umbonali interdum fuscá; ligamento, corneo, translucido.

THE SHARP-ANGLED CHITON. Shell oblong-ovate, sometimes rather elevated in the middle, valves smooth, concentrically striated, terminal valves and lateral areas of the rest radiately punctured; brown or whitish, variously painted with concentric lines of a darker colour, umbonal summit sometimes dark brown; ligament horny, transparent.

GRAY, Sowerby, Conch. Illus. Cat. n. 76.

Hab. Strait of Magalhaens.

The chief distinguishing features of this species are the rays of minute punctures upon the terminal and lateral areas, and the concentric style of colouring which is the same, however variable the tint.

Species 27. (Mus. Cuming.)

CHITON GRANOSUS. *Chit. testá ovatá, valvis crassiusculis, terminalibus cæterarum areisque lateralibus radiatim granulatis, granulis solitariis, subdistantibus, interdum irregularibus, areis centralibus tenuissimè autem perspicuè longitudinaliter granoso-liratis; atrá, maculá albidá rudi oblongá, utrinque umbones ornatá; ligamento fortiter granoso-coriaceo, granis subadamantinis.*

THE GRANOSE CHITON. Shell ovate, valves rather thick, terminal valves and lateral areas of the rest radiately granulated, granules solitary, rather distant, sometimes irregular, central areas very finely but distinctly longitudinally granosely ridged; jet black, ornamented with a rude whitish oblong blotch on each side the umboes; ligament strongly granosely coriaceous, somewhat diamond-shaped.

FREMBLY, Zool. Journal, vol. iii. p. 200. pl. (supp.) 17. f. 1.

Hab. Valparaiso, Chili (in the fissures of rocks, generally out of reach of the breakers); Fremby, Cuming.

Mr. Fremby observes that this species, like many *Patellæ*, is sometimes found at such a distance from the water, that it must pass a considerable portion of its existence apart from it.

February, 1847.







25



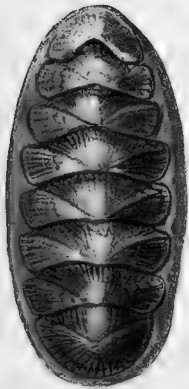
26



264



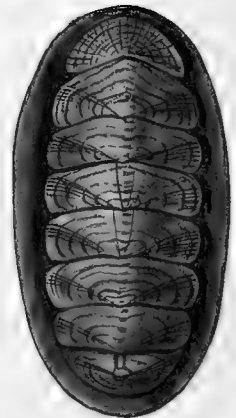
27




266




268



266





CHITON.

PLATE VI.

Species 28. (Mus. Cuming.)

CHITON FOVEOLATUS. *Chit. testá ovatá, valvis utrinque peculiariter excavatis, terminalibus, posticá umbonatá, granoso-radiatis, granis solitariis, cæterarum areis lateralibus solidis, elevatis, granoso-liratis, sulcis interstitialibus subexcavatis, arearum lateralium declivitatibus anticis aut levibus aut obliquè corrugato-striatis; viridescente, olivaceo-fusco variá, vel olivaceo-nigricante, areis lateralibus hic illic pallidioribus; ligamento squamato-coriaceo, olivaceo-viridi.*

THE PITTED CHITON. Shell ovate, valves peculiarly excavated on each side, terminal valves, the posterior umbonated, granosely radiated, grains solitary, lateral areas of the rest solid, raised, granosely ridged, interstitial grooves somewhat hollowed, anterior declivities of the lateral areas either smooth or obliquely ridged, central areas smooth in the middle, obliquely corrugately striated on both sides; greenish, variegated with olive-brown, or olive-black, the lateral areas being here and there paler; ligament squamately coriaceous, olive-green.

SOWERBY, Mag. Nat. Hist., 1840. Conch. Illus. f. 60.

Eadem var. *Chiton excavatus*, Gray? Sowerby, Conch. Ill. f. 131.

Hab. Jamaica.

This species is extremely variable in colour and general style of painting, though mostly of rather a sombre hue; but it may be readily distinguished by the deeply excavated recesses between the lateral areas. Although the figures of *C. foveolatus* and *excavatus* in Mr. Sowerby's 'Conchological Illustrations,' present such a different aspect, I have no doubt of their specific relation, the former having been described and figured from an inferior example.

Species 29. (Mus. Cuming.)

CHITON CRENULATUS. *Chit. testá oblongo-ovatá, anticè subattenuatá, valvis terminalibus, posticá umbonatá, retusá, cæterarum areis lateralibus, rugoso-granulatis, granulis irregularibus, vix radiantibus, areis centralibus medio unicarinatis, utrinque concentricè striatis, striis elevatis, undulatis, quasi corrugatis; albido-roseá, utrinque viridescente, lineis nigro-viridis undulatis, concentricis ornatá; ligamento corneo, translucido.*

THE CRENULATED CHITON. Shell oblong-ovate, a little attenuated anteriorly, terminal valves, the posterior umbonated and retuse, and lateral areas of the rest roughly granuled, granules irregular, scarcely radiating, central areas with a single keel along the middle, concentrically striated on both sides, striæ raised, waved, as if wrinkled; whitish rose, greenish on each side, ornamented with very dark green concentric waved lines; ligament horny, transparent.

BRODERIP, Pro. Zool. Soc., 1832. p. 27.

Hab. Panama, Central America (under stones below low water mark); Cuming.

The concentric striæ of this species form an oblique crenulated range, on each side the umbonal eminences, which is very characteristic.

Species 30. (Mus. Cuming.)

CHITON PATULUS. *Chit. testá subabbreviato-ovatá, valvis terminalibus cæterarum areisque lateralibus liris brevibus interruptis decussatim reticulatis, areis centralibus tenuissimè granuloso-liratis; anthracinâ, maculâ rudi oblongâ albidâ utrinque summitatem umbonalem; ligamento granoso-coriaceo, granis grandibus, atro.*

THE WIDE CHITON. Shell somewhat abbreviately ovate, terminal valves and lateral areas of the rest decussately reticulated with short interrupted ridges, central areas very finely granosely ridged; coal-black, with a rude oblong whitish blotch on each side the umbonal eminence; ligament granosely coriaceous, grains large, jet black.

SOWERBY, Mag. Nat. Aist., 1840. Conch. Illus. f. 134.

Hab. — ?

The difference between the *C. patulus* and *granosus* is sufficiently manifest, notwithstanding their identity of colour and general aspect; the terminal valves and lateral areas of the former are rayed with granules, whilst in the latter they are characterized by a distinct net-work; the *C. patulus* and *Stokesii* scarcely differ, except in form and obesity, and I very much doubt if they are more than local varieties of the same species. I have hesitated, however, to adopt this opinion, because Mr. Cuming has specimens of each, easily to be recognized from the other without any intermediate state.

Species 31. Mus. Cuming.

CHITON VOLVOX. *Chit. testá subelongato-ovatá, valvis undique tenuissimè liratis, liris angustis, vix undulatis, interstitiis peculiariter crenulato-clathratis, valvarum umbonibus vellicatis, acutè erectis, valvâ terminali posticâ parvâ, ad extremitatem umbonatâ; albidâ, lateribus viridibus, areis lateralibus nigro-viridi tessellatis, umbonibus roseo-purpureis; ligamento posticè fissurato, arenaceo-coriaceo, fusco.*

THE CATERPILLAR CHITON. Shell somewhat elongately ovate, valves very finely ridged throughout, ridges narrow, slightly waved, interstices peculiarly crenulately latticed, umboes of the valves pinched and sharply erect, posterior terminal valve small, umbonated to the extremity; ligament slit at the posterior end, arenaceously coriaceous, brown.

Hab. Sydney, New Holland; Jukes.

An extremely interesting species, in which the umboes have a pinched erect growth, and are prickly-pointed; it is altogether a most distinct species.

Species 32. (Fig. *a*, and *b*. Mus. Cuming.)

CHITON WATSONI. *Chit. testâ oblongo-ovatâ, valvis omni-*

bus lævibus et subtilissimè incisis, sulcis ab umbonibus radiantibus, areis lateralibus vix elevatis; olivaceo-vel rufo-fuscâ, viridescente interdum concentricè maculatâ, summitate umbonali nigricante-fuscâ; ligamento corneo, fusco, setis brevissimis, cirris nigris ad interstitia lateralia valvarum, munito.

WATSON'S CHITON. Shell oblong-ovate, all the valves smooth and finely engraved, the grooves radiating from the umboes, lateral areas but little raised; olive or reddish-brown, sometimes concentrically splashed with pale green, umbonal eminence blackish-brown; ligament horny, brown, furnished with very short bristles, with tufts of black curled hair at the lateral interstices of the valves.

SOWERBY, Mag. Nat. Hist. 1840. Conch. Illus. f. 81, 82, 130. An eadem? *Chiton castaneus*, Quoy (not of Wood).

Hab. Cape of Good Hope.

This species varies in colour from a deep reddish mahogany brown to an olive-brown, more or less variegated with concentric splashes of light green, the umbonal eminence being always darkened with a series of longitudinally triangular spots of much darker brown, nearly black; the lateral interstices of the valves are mostly filled with rude tufts of harsh curled bristly hair.



36



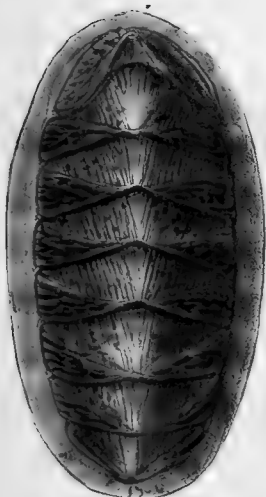
38



39



30



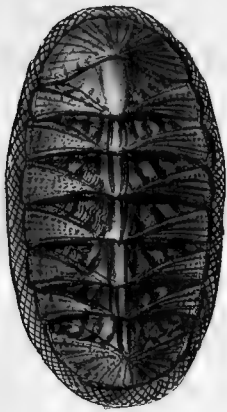
37



32



32a



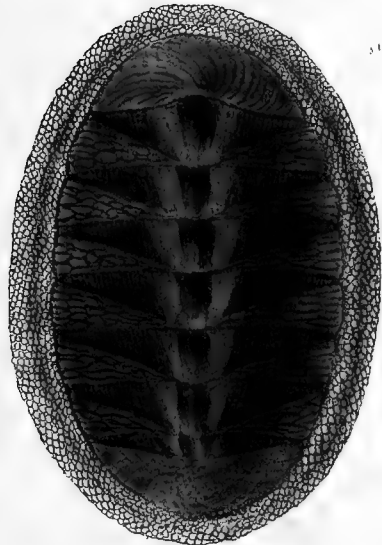
38



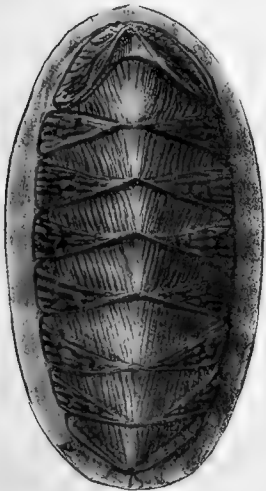
39



40



41




42



43



44



CHITON.

PLATE VII.

Species 33. (Mus. Cuming.)

CHITON LINEATUS. *Chit. testā ovatā, valvis undique lævibus, areis lateralibus vix elevatis; aureo-lutescente, ad latera lineis rufis albimarginatis, longitudinaliter obliquis, subundulatis, pulcherrimè virgatā, summitate umbonali maculā rufā trigonā hic illic pictā; ligamento corneo, translucido.*

THE LINEATED CHITON. Shell ovate, valves smooth throughout, lateral areas scarcely raised; orange yellow, beautifully striped at the sides with red white-edged lines longitudinally obliquely ranged and a little waved, umbonal eminence painted here and there with a triangular red blotch; ligament horny, transparent.

WOOD, General Conchology, p. 15. pl. 2. f. 4 and 5.

Hab. Sitka, North California, Hinds.

An exquisitely beautiful species, easily recognised by the accompanying figure showing its very peculiar style of painting.

Species 34. (Fig. a, b, and c. Mus. Cuming.)

CHITON LINEOLATUS. *Chit. testā oblongo-ovatā, anticè attenuatā, valvis terminalibus cæterarum areisque lateralibus minutissimè granulatis, centralibus lævibus; luteo-fulvā, lineis undulatis rufo-castaneis concentricis regulariter pictā, maculis rufo-castaneis pluribus aut minoribus; ligamento corneo, translucido.*

THE FINELY-LINEATED CHITON. Shell oblong-ovate, somewhat attenuated anteriorly, terminal valves and lateral areas of the rest very minutely granulated, central areas smooth; yellowish-fulvous, regularly painted with reddish chesnut concentric waved lines, and more or less blotched with the same colour; ligament horny, transparent.

FREMBLY, Zool. Journal, vol. iii. p. 204. pl. (supp.) 17. f. 7.

Hab. Valparaiso, Chili (in clefts of the rocks at low-water); Frembly, Cuming.

The *Chiton lineolatus* was introduced by Mr. Frembly, with some anxiety as to the propriety of it being considered a species distinct from *C. elegans*; and it is in truth a very questionable one. It was at one time thought to present a distinction, in having the lateral areas punctured instead of granulated, the dots impressed in place of being raised, but it is not so; and it only remains to determine whether its concentric lineated painting is of sufficient im-

portance to constitute it a species. In taking a review of the genus I am inclined to think, that however variable the Chitons may be in colour, there is no great inconstancy in their style of painting; it is true that this and one or two other species are more or less enveloped by a dark chesnut veil, but where the pattern is exposed to view the design is invariably permanent.

Species 35. (Mus. Cuming.)

CHITON LÆVIGATUS. *Chit. testā oblongo-ovatā, valvis omnibus lævibus aut minutissimè et creberrimè puncturatis; olivaceā, medio lutescente, maculis plurimis nigris oblongis variegatā, valvis terminalibus cæterarum areisque lateralibus lineis subtilibus nigricantibus radiatis; ligamento squamato-coriaceo, squamis parvis, olivaceo-virescente, maculis grandibus saturatoribus marmorato.*

THE SMOOTH CHITON. Shell oblong-ovate, all the valves smooth or very minutely and closely punctured; olive, yellowish in the middle, variegated with several oblong black blotches, terminal valves and lateral areas of the rest rayed with fine blackish lines; ligament squamately coriaceous, scales small, olive-green, marbled with large spots of a darker hue.

SOWERBY, Pro. Zool. Soc., 1832.

Hab. Guaymas, Bay of California (under stones); Ealing, H.M.S. Sapphire.

The sculpture of this species is precisely similar to that of the *C. articulatus*, and it differs little in colour and design, except in having a series of fine black rays on the terminal and lateral valves, whilst the articulated pattern along the anterior edge of the valves of that species is wanting in this; in form it is more oblong, and this variation appears to be permanent.

Species 36. (Mus. Cuming.)

CHITON ÆREUS. *Chit. testā oblongo-ovatā, medio angulato-elevatā, valvis undique rudè impresso-striatis, summitate umbonali lævi; sordidè viridi; ligamento granoso-coriaceo.*

THE COPPER CHITON. Shell oblong-ovate, angularly raised in the middle, valves rudely impressly striated throughout, umbonal eminence smooth; dull green; ligament granosely coriaceous.

Hab. New Zealand; Earl.

Very characteristic in appearance, though simple in detail; the colour is an uniform dull green, except along the rubbed umbonal summit, where it has a copperas hue.

Species 37. (Fig. *a*, and *b*. Mus. Cuming.)

CHITON HENNAHII. *Chit. testá ovatá, subplanatá, valvis transversim latiusculis, longitudinaliter angustis, undique subtiliter granoso-striatis; fusco aut rubente, concentricè lineatá, maculá oblongá nigricante utrinque umbones interdum pictá; ligamento corneo, setis brevissimis perpaucis asperso.*

HENNAH'S CHITON. Shell ovate, somewhat flattened, valves transversely rather broad, longitudinally narrow, finely granosely striated throughout; brown or reddish, concentrically lineated, sometimes painted with an oblong blackish spot on either side of the umboes; ligament horny, sprinkled with a few very short bristles.

GRAY, Spicilegia Zoologica, p. 5.

Hab. Callao Bay, Peru (found attached to *Pectens* in sandy mud, at a depth of from five to seven fathoms); Cuming.

The habits of this and the following species appear to differ from the generality, in living attached to shells; the *C. Hennahii* may be readily distinguished by its broad peculiarity of form.

Species 38. (Mus. Cuming.)

CHITON SWAINSONI. *Chit. testá oblongo-ovatá, anticè subattenuatá, valvis leviter rotundatis, crassiusculis, medio elevatis, terminalibus cæterarum areisque lateralibus creberrimè granoso-radiatis, centralibus longitudinaliter tenuissimè sulcatis; aureo-luteá, lineis sanguineo-fuscis concentricis undulatis undique creberrimè pictá, maculáque oblongá utrinque umbones; ligamento corneo, translucido.*

SWAINSON'S CHITON. Shell oblong-ovate, a little attenuated anteriorly, valves slightly rounded, rather thick, raised in the middle, terminal valves and lateral areas of the rest granosely rayed, central areas longitudinally finely grooved; golden yellow, very closely

painted throughout with waved concentric red brown lines, and an oblong blotch of the same colour on either side of the umboes; ligament horny, transparent.

SOWERBY, Pro. Zool. Soc., 1832. p. 27.

Hab. Iquiqui and Callao, Peru (found attached to *Mussels* and *Pectens*, at a depth of from seven to nine fathoms); Cuming.

Neither of Mr. Sowerby's figures in the 'Conchological Illustrations', and the plate which accompanies this, give anything more than a general outline of this species; it is distinguished by characters which are too minute for pictorial display, and the chief of these consists in its style of painting. The ground colour of the shell, which is grooved and granulated, is of a deep yellow, and it is painted throughout with deep morone lines, disposed concentrically, and a little waved, after the design of the *C. lineolatus*, but finer and closer set.

Species 39. (Mus. Cuming.)

CHITON FULVUS. *Chit. testá oblongo-ovatá, valvis terminalibus cæterarum areisque lateralibus striis irregulariter et superficialiter radiatis, centralibus longitudinaliter tenuissimè striatis, striis elevatis, granosis; livido-fulvo-fuscá, striis longitudinalibus et radiantibus opacocæruleo-albis; ligamento corneo, translucido.*

THE FULVOUS CHITON. Shell oblong-ovate, terminal valves and lateral areas of the rest irregularly and superficially rayed with striæ, central areas very finely longitudinally striated, striæ raised, granose; livid fulvous brown, longitudinal and radiating striæ opaque blueish white; ligament horny, transparent.

WOOD, General Conchology, p. 7. pl. 1. f. 2.

Hab. Coasts of Spain and Portugal.


This species presents a peculiarity of painting which cannot be adequately represented in an engraving; a series of fine opal thread-like lines upon a dark fulvous brown ground, looking as if they were superadded by artificial means in body-colour. The central areas, as figured by Mr. Wood thirty years since, are sometimes inclined to yellow.



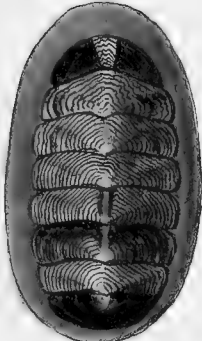
33



34a



34b



34c



35



36




37a




38



39




37b






33



34^a



34^b



34^c



35




36




37^a



38



39



37^b

CHITON.

PLATE VIII.

Species 40. (Fig. *a* and *b*, Mus. Cuming.)

CHITON ELONGATUS. *Chit. testā elongatā, valdē angustā, valvā terminali anticā octofariam carinatā, interstitiis inter carinas alternatim obliquē sulcatis posticā ad extremitatem umbonatā, valvis cæteris creberrimè tenuisulcatis, areis centralibus sulcis longitudinalibus, lateralibus anticè carinatis, sulcis obliquis; cinereā aut purpureo-fuscā, carinis albo fuscoque undique articulatis; ligamento lato, corneo, scabro, setis brevibus minutis obsito, posticè fissurato.*

THE ELONGATED CHITON. Shell elongated, very narrow, anterior terminal valve eight-keeled, interstices between the keels alternately obliquely grooved, posterior umbonated to the extremity, the rest of the valves very closely finely grooved, central areas with the grooves longitudinal, lateral areas, keeled along the front, with the grooves oblique; ash or purple-brown, keels articulated throughout with white and brown; ligament broad, horny, rough, beset with very minute short bristles, slit at the posterior end.

Hab. Raines' Island, Torres Straits, New Holland; Ince.

An interesting new species allied to the *C. alatus*, but of more diminutive proportions, with the valves more square.

Species 41. (Mus. Cuming.)

CHITON VIOLACEUS. *Chit. testā subelongatā, valvis subcordiformibus, planiusculis, medio acutis, undique subtiliter et creberrimè granulatis; intensè purpureo-rufā; ligamento lato, corneo, fasciculis subtilissimis albidis vitreis utrinque valvas munito.*

THE VIOLET CHITON. Shell somewhat elongated, valves nearly cordiform, rather flattened, sharp in the middle, finely and very closely granulated throughout; intense purple-red; ligament broad, horny, with nine very fine brittle whitish fascicles on either side of the valves.

QUOY and GAIMARD, Voy. de l'Astrolabe, vol. iii. p. 403. pl. 73. f. 15 to 20.

Hab. New Zealand; Quoy and Gaimard.

The fascicles or tufts of glassy fibres appear so extremely brittle as to be difficult to preserve.

Species 42. (Fig. *a* and *b*, Mus. Cuming.)

CHITON LIMACIFORMIS. *Chit. testā elongato-ovatā, valvis convexis, terminalibus peculiariter concentricè granulatis, cæteris undique tenuissimè longitudinaliter sulcatis; viridi alboque multifariam variegatā; ligamento corneo, arenaceo.*

THE SLUG-SHAPED CHITON. Shell elongately ovate, valves convex, terminal valves peculiarly concentrically granulated, the rest very finely longitudinally grooved throughout; multifariously variegated with green and white; ligament horny, arenaceous.

SOWERBY, Pro. Zool. Soc., 1832, p. 26.

Hab. Inner Lobos Island, Peru, and Guacamayo, Central America (under stones at low water); Cuming.

The terminal valves of this species have a peculiar concentric arrangement of the sculpture; the green and white appear in greater or less proportion in different specimens; the ligament stripped of its arenaceous covering, as in fig. *b*, is perfectly transparent.

Species 43. (Mus. Cuming.)

CHITON INCISUS. *Chit. testā valdē elongatā, angustā, valvis oblongo-clypeiformibus, anticā terminali sexfariam carinatā, carinis radiantibus, interstitiis alternatim obliquē sulcatis, cæteris, posticā ad extremitatem umbonatā, longitudinaliter tenuisulcatis; cinereā aut viridescente, olivaceo-viridi variegatā et marmoratā; ligamento tenui corneo scabro, setis brevissimis obsito, utrinque latissimè producto, posticè fissurato.*

THE CUT CHITON. Shell considerably elongated, narrow, valves oblong-shield-shaped, anterior terminal valve six-keeled, keels radiating, interstices alternately obliquely grooved, the rest of the valves, anterior terminal umbonated to the extremity, longitudinally finely grooved; pale ash or greenish, variegated and marbled with olive green; ligament thin, horny, rough, beset with very short bristles, very widely produced on either side, slit at the posterior end.

SOWERBY, Pro. Zool. Soc., 1841, p. 61.

Hab. Daleguete, Island of Zebu, Philippines (under stones at low water); Cuming.

Chiefly remarkable on account of the thin widely expanded growth of the ligament, and its posterior slit.

Species 44. (Mus. Cuming.)

CHITON DIVERGENS. *Chit. testâ oblongo-ovatâ, valvis convexis, terminalibus rudè radiatim striatis, cæterarum areis lateralibus quoque radiatim striatis, striis fortibus, undulatis, bifurcatim divergentibus, areis centralibus minutissimè rugatis, rugis latera versus fortioribus; albidâ, viridi ad latera concinnè variegatâ; ligamento corneo, subtilissimè granuloso-coriaceo.*

THE DIVERGENT CHITON. Shell oblong-ovate, valves convex, the terminal rudely radiately striated, lateral areas of the rest also radiately striated, the striæ strong, waved, and bifurcately divergent, central areas very minutely wrinkled, wrinkles stronger towards the sides; whitish, prettily variegated at the sides with bright green; ligament horny, very finely granulously coriaceous.

Hab. New Holland; Jukes.

It is important to notice the rudely waved divergent structure of the raised striæ of the lateral areas, as there are one or two species from the same locality approximating in this respect.

Species 45. (Mus. Cuming.)

CHITON ALATUS. *Chit. testâ elongatâ, valvis anticè coarctatis, terminalibus et cæterarum areis lateralibus decussatim striatis, quasi granulatis, centralibus creberrimè elevato-striatis, striis acutis, subirregularibus, interstitiis excavatis; lutescente, viridi per marginem anticam arearum lateralium albiarticulato, umbonibus pallidè roseis; ligamento corneo, arenaceo, utrinque lato.*

THE WINGED CHITON. Shell elongated, valves contracted anteriorly, the terminal and lateral areas of the rest decussately striated, as if granulated, central areas very closely elevately striated, striæ sharp, somewhat irregular, interstices excavated; yellowish, very beautifully variegated in a dotted manner with bright green, the green articulated with white along the

anterior edge of the lateral areas, umbones faintly tinged with pink; ligament horny, arenaceous, broad on either side.

SOWERBY, *Pro. Zool. Soc.*, 1841, p. 61.

Hab. Islands of Siquijor and Zebu, Philippines (under stones at low water); Cuming.

Distinguished by its elongated form, the winged structure of the valves, its capacious ligament and prettily variegated style of painting.


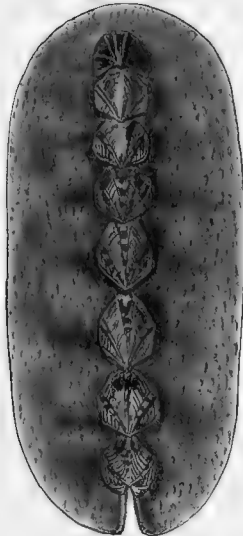
Species 46. (Mus. Cuming.)

CHITON ACUTILIRATUS. *Chit. testâ subelongato-ovatâ, valvâ posticâ terminali ad extremitatem umbonatâ et retusâ, anticâ rotundatâ, ambabus cæterarum areisque lateralibus radiatim et decussatim granoso-striatis, centralibus acutè et creberrimè liratis, liris umbones versus convergentibus; albidâ, viridi per marginem anticam arearum lateralium albiarticulato, umbonibus roseo et purpureo tinctis; ligamento corneo, arenaceo, granis peramplis.*

THE SHARPLY-RIDGED CHITON. Shell somewhat elongately ovate, the posterior terminal valve umbonated and retuse at the extremity, anterior rounded, and lateral areas of the rest radiately and decussately granosely striated, central areas sharply and very closely ridged, ridges converging towards the umbones; whitish, variegated in a dotted manner with bright green, the green along the front edges of the lateral areas articulated with white, umboes tinged with pink and purple; ligament horny, arenaceous, the grains very large.

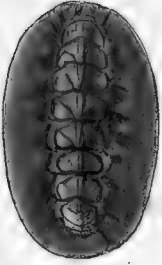
Hab. Cuba, Barbadoes.

The sculpture of this shell is, as it were, an exaggerated condition of that of the preceding species, and the painting, though coming from so widely remote a locality, is exactly similar; it may be at once distinguished, however, from the *C. alatus* by the retuse and umbonated structure of the posterior terminal valve.





11



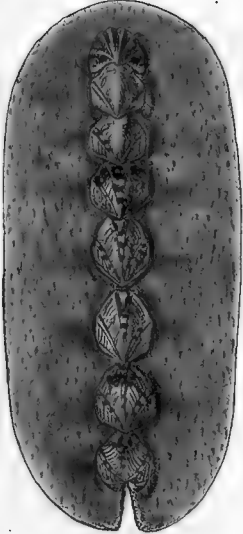
12



13



14



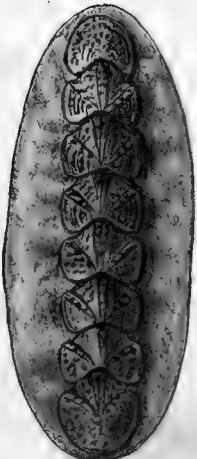
43



15



16



45



17



CHITON.

PLATE IX.

Species 47. (Mus. Cuming.)

CHITON SPICULOSA. *Chit. testâ subelongato-ovatâ, valvis semilunaribus, undique rugosis; nigricante-fuscâ, ligamento corneo, spiculorum vitreorum cristis densis vividè olivaceis munito.*

THE SPICULOUS CHITON. Shell somewhat elongately ovate, valves semilunar, rough throughout; blackish brown; ligament horny, furnished with thick tufts of bright olive glassy spiculæ.

Hab. West Indies.

I am not aware that this beautiful species has been described; the dense tufts of spiculæ with which it is surrounded at the junction of the valves look like silk or spun glass.

Species 48. (Fig. *a*, and *b*. Mus. Cuming.)

CHITON SETIGER. *Chit. testâ ovatâ, valvâ anticâ terminali radiatim carinatâ, carinis subdistantibus, posticâ umbonâtâ, cæterarum areis lateralibus lævibus aut transversim granulatis, margine anticâ carinatâ, centralibus aut lævibus aut obliquè granoso-rugulatis, præsertim versus latera; rubescente, interdum flavidâ, maculis nigris longitudinalibus variè pictâ; ligamento corneo, setis longiusculis palantibus irregularibus densè obsito.*

THE BRISTLY CHITON. Shell ovate, anterior terminal valve radiately keeled, keels rather distant, the posterior umbonated, lateral areas of the rest smooth or transversely granulated, anterior margin keeled, central areas either smooth or obliquely granosely wrinkled, especially towards the side; reddish, sometimes yellowish, variously painted with longitudinal black blotches; ligament horny, densely beset with rather long irregular straggling bristles.

KING, Zool. Journal, vol. v. p. 338.

Hab. Tierra del Fuego and Strait of Magalhaens; *King*.

Variety β . (Fig. 48. *b*.)

Testa viridis, maculis nigris sæpè undulatis, setis brevioribus numerosioribus.

Shell green, black spots often waved, bristles shorter and more numerous.

Chiton Fremblii, Broderip.

An eadem? *Chiton biramosus*, Quoy.

Hab. Valparaiso, Chili (found on one exposed rock only covered by a small sea-weed); *Cuming*.

These are very characteristic varieties, and evidently states of the same species; the sides of the valves are angled and appressed, and there is a peculiarity in the irregular straggling bristles, which beset the ligament.

Species 49. (Mus. Cuming.)

CHITON ACULEATUS. *Chit. testâ subelongato-ovatâ, valvis terminalibus, posticâ umbonâtâ, cæterarum areisque lateralibus, granorum radiis irregularibus subdistantibus ornatis, granis solitariis, centralibus medio lævibus, utrinque densè obliquè rugatis; picco-fuscâ; ligamento corneo, spinis numerosis, longitudine et crassitudine variantibus, obsito.*

THE PRICKLY CHITON. Shell somewhat elongately ovate, terminal valves, the posterior umbonated, and the lateral areas of the rest ornamented with rather distant irregular rays of solitary granules, central areas smooth in the middle, densely obliquely wrinkled on each side; pitch-brown, ligament horny, beset with numerous spines varying in length and thickness.

LINNÆUS, Syst. Nat. (12th edit.) pl. 1106.

Chiton tuberculiferus, Sowerby.

Chiton spiniferus, Frembly.

Hab. Chili (on exposed rocks); Frembly, *Cuming*.

There appears to me very little doubt but that the *C. spiniferus* of Frembly, though published as a distinct species by M. Deshayes in his new edition of Lamarck, is the old Linnæan *C. aculeatus* in fine condition.

It is an abundant species and inhabits very exposed situations on rocks assailed by the constant buffetings of the waves; the shell is consequently very difficult to procure with its sculpture fairly developed. A figure of this species in Chemnitz, Conch. Cab. v. 10. pl. 173. f. 1692, is evidently drawn from a specimen mostly deprived of spines, with the surface of the valves, as is very commonly the case, completely eroded; the figure in the Encyclopédie Méthodique is merely a copy of this, so that no authentic illustration of the species appeared, in its natural condition, until the publication of Mr. Frembly's figure in the Zoological Journal under the name *C. spiniferus*.

Species 50. (Mus. Cuming.)

CHITON PERUVIANUS. *Chit. testâ ovatâ, valvis undique*

minutè granoso-striatis, granis solitariis; nigricante-viridi; ligamento corneo, pilis aterrimis densissimè obsito, pilis quoque per interstitia valvarum intrudentibus.

THE PERUVIAN CHITON. Shell ovate, valves minutely granosely striated throughout, grains solitary; blackish green; ligament horny, very thickly beset with jet black hairs, with hairs also passing out through the interstices between the valves.

LAMARCK, Anim. sans. vert. (Deshayes' edit.) vol. vii. p. 491.

Hab. Valparaiso, Chiloe, Iquiqui &c., Peru (under stones at low water, and attached to shells in sandy mud at a depth of about nine or ten fathoms); Cuming.

Easily distinguished by its profuse display of harsh vegetable-fibre-like hair which both crowds the ligament and passes out through the interstices between the valves.

Species 51. (Mus. Cuming.)

CHITON SPINOSUS. *Chit. testâ subelongato-ovatâ, valvis terminalibus cæterarum areisque lateralibus irregulariter granoso-rugosis, centralibus lævibus; purpureo-nigrâ, ligamento corneo, spinis solidis, erectis, aterrimis, longitudine variantibus, armato.*

THE SPINOUS CHITON. Shell somewhat elongately ovate, terminal valves, and lateral areas of the rest irregularly granosely roughened, central areas smooth; purple-black; ligament horny, armed with jet black erect solid spines of various lengths.

BRUGUIERE, Journ. d'Hist. Nat. vol. i. p. 25. pl. 2. f. 1, 2.
Hab. New Holland.

The spines of this fine species are quite peculiar; smooth and black as ebony, they are of a horn-like tubular structure, filled up with hard brownish calcareous matter.

Species 52. (Mus. Cuming.)


CHITON BREVISPINOSUS. *Chit. testâ subabbreviato-ovatâ, valvis terminalibus, posticâ umbonatâ, retusâ, cæterarum areisque lateralibus concentricè granulatis centralibus, umbonibus peculiariter appressis, medio lævibus, latera versus subtiliter granoso-rugulatis; intensè cæruleo-nigrâ; ligamento corneo, spinis solidis brevibus, aterrimis, apice albis, densissimè armato.*

THE SHORT-SPINED CHITON. Shell somewhat abbreviately ovate, terminal valves, the posterior umbonated and retuse, and lateral areas of the rest concentrically granulated, central areas, the umbones peculiarly appressed, smooth in the middle, finely granosely wrinkled towards the sides; intense blue-black; ligament horny, very thickly armed with short solid spines, jet black but white at the top.

SOWERBY, Mag. Nat. Hist., 1840. Conch. Illus. f. 136.

Hab. Island of Johanna, East Africa (under stones);
Rev. W. V. Hennah.

Though abundantly distinguished from the *C. spinosus* in the form and sculpture of the valves, the posterior of which is abruptly umbonated, this species is more remarkably characterized by the spines being invariably white at the apex; they are shorter and more thickly crowded than in the preceding species, and look exactly as if they had been singed at the top.




280



281



282



283





CHITON.

PLATE X.

Species 53. (Mus. Cuming.)

CHITON FASCICULARIS. *Chit. testá oblongo-ovatá, valvis summitate lævibus, posticè subrostratis, utrinque creberrimè minutè granulatis; cinereo-luteá, interdum strigis undulatis fuscis concentricè pictá, summitate interdum nigrá; ligamento setoso, spicularum cristis ornato.*

THE FASCICLED CHITON. Shell oblong-ovate, valves smooth along the summit, somewhat beaked posteriorly, very closely minutely granulated on each side; ashy yellow, sometimes concentrically painted with waved brown streaks, summit sometimes black; ligament bristly, ornamented with tufts of spiculæ.

LINNÆUS, Syst. Nat. (12th. edit.) p. 1106; (not of Chemnitz).

Chiton crinitus, Sowerby (not of Pennant).

Hab. Mediterranean and Channel Islands.

Naturalists are still somewhat divided in opinion as to whether the fasciculate *Chitons* of the seas of Europe are modifications of one and the same species, or whether they constitute two specifically distinct from each other. That Lamarck should have recorded them under one, after the manner of Linnæus, is not to be wondered at, considering his very limited knowledge of the genus; Philippi describes but one, very significantly adding "varietates vel potius species duæ occurrent", and details the characters of each precisely as I have observed them. Mr. Sowerby considers them as distinct species; he assigns the smaller, which is found the more abundantly on our own coast, and of which the granules are the larger, to the *C. fascicularis* of Linnæus, and that under consideration, chiefly inhabiting the Mediterranean and English Channel, to the *C. crinitus* of Pennant,

After a careful investigation of the subject I am led to conclude, with Mr. Sowerby, that the *C. fascicularis* and *crinitus* are distinct species, but I think he has erred in his identification of names. The larger species above described, inhabiting the Mediterranean and English Channel, and in England only the south coast, appears to be the original *C. fascicularis* of Linnæus, "from the coast of Barbary", whilst the smaller, which inhabits our coasts throughout and as far north as the Shetland Islands, is the *C. crinitus*, figured on an enlarged scale by Pennant. The *C. fascicularis* of Chemnitz which Mr. Sowerby considers "beyond doubt" identical with the Linnæan species,

answers to neither of those in question; it refers rather to the *C. Zelandicus* of Quoy, represented in the following plate at Fig. 58, which may be regarded as the tropical analogue of our British *C. crinitus*.

The *C. fascicularis* is sometimes very prettily variegated with concentric zigzag painting, sometimes pale, black and shining along the summit, and the surface is invariably more finely granulated than in the smaller *C. crinitus*.

Species 54. (Mus. Cuming.)

CHITON HIRUDINIFOMIS. *Chit. testá subelongatá, valvis medio lævibus, subrostratis, utrinque minutè et creberrimè granulatis; cæruleo-aterrimá; ligamento lato, valvarum latera obducto, densè brevisetososo, spicularum cristis parvis ornato.*

THE LEACH-SHAPED CHITON. Shell somewhat elongated, valves smooth in the middle, minutely and closely granulated on each side; very dark blue-black; ligament broad, spread over the sides of the valves, very thickly set with short bristles, and ornamented with small tufts of spiculæ.

SOWERBY, Pro. Zool. Soc. 1832. p. 59.

Hab. Gallapagos Islands and coast of Peru (under stones at low water); Cuming. Korean Archipelago; Sir Edward Belcher.

There is very little variety of sculpture in the fasciculate species of *Chiton*; the present is perhaps most easily distinguished by its very dark blue-black colouring. The specimens, of which the localities are recorded above, are from such very remote parts of the world that I hesitated to think they could be of the same species; those from the Korean Archipelago, collected by Sir Edward Belcher during the voyage of the 'Samarang' are broader, stouter, and more convex than the Pacific specimens.

Species 55. (Pl. X and XI. Mus. Brit.)

CHITON SITKENSIS. *Chit. testá elongato-oblongá, valvis lævibus, clypeiformibus, posticè utrinque lobatis, posticâ terminali ad extremitatem umbonatá, anticâ parvâ, margine incisuris senis subdistantibus notatá; niveá; pallio amplo, super testam omnino obducto, spicularum vitrearum asteriscis minutissimis pulcherrimè et densissimè obsito.*

April, 1847.

THE SITKA CHITON. Shell elongately oblong, valves smooth, shield-shaped, lobed posteriorly on each side, the posterior terminal valve umbonated at the extremity, the anterior small, distinguished at the margin by half a dozen rather distant notches; snowy white; mantle large, spread entirely over the shell, very beautifully and thickly beset with minute stars of glassy spiculæ.

Hab. Sitka, New Archangel; Lady Katherine Douglas.

The mantle of this gigantic species of the *Amicula* type, is studded with minute stars of glassy spiculæ, which appear to be radiately displayed or closed at the will of the animal; when displayed their appearance reminds one of the star-like pattern in the mineral *Wavelite*. The valves being entirely enveloped by the mantle, which is impermeable to light, are destitute of colour, and, as in the rest of the group, are produced on each side posteriorly into lobes.

Species 56. (Mus. Cuming.)

CHITON PORPHYRETICUS. *Chit. testâ subelongato-ovatâ, valvis medio punctatis, utrinque verrucoso-scabris, costâ unicâ ad marginem arearum lateralium, valvâ terminali anticâ radiatim quinquecostatâ, posticâ parvâ, retusâ; cinereo-purpureâ, maculâ conspicuâ luteâ, margine nigro-punctatâ, medio vividè purpureâ per summum tatem umbonalem utriusque valvæ; ligamento coriaceo, valvarum latera partim obducto, cristis parvis ornato.*

THE PURPLE CHITON. Shell somewhat elongately ovate, valves punctured in the middle, verrucosely rough on each side, with a single ridge along the edge of the lateral areas, anterior terminal valve radiately five-ribbed, posterior small, blunt; cinereous purple, with a conspicuous yellow spot, dotted with black at the edge and stained with bright purple in the middle, along the umbonal summit of each valve; ligament

coriaceous, spreading partially over the sides of the valves, and furnished with small tufts.

Acanthochætes violaceus, Gray, Appendix to Dieffenbach's New Zealand; (not *C. violaceus*, Quoy).

Hab. New Zealand.

A beautifully painted species easily distinguished by the bright purple colouring of the umbonal summit, which appears constant in all the specimens I have seen; the punctures of the central portion of the valves also afford an unusual contrast with the rest of the surface which is raised in small warts.

Species 57. (Mus. Cuming.)

CHITON MONTICULARIS. *Chit. testâ elongato-ovatâ, valvis levibus, medio carinatis, posticè umbonatis, utrinque latè biradiatim costatis; albâ; ligamento corneo, nigro, cristis brevibus munito, testam nisi umbones obducto.*

THE MONTICULAR CHITON. Shell elongately ovate, valves smooth, keeled down the middle, umbonated posteriorly, with two widely radiating ribs on each side; white; ligament horny, black, furnished with short tufts, spread over the shell except at the umbones.

QUOY and GAIMARD, Voy. de l'Astrolabe, Zool. vol. 3. p. 406. pl. 73. f. 30-35.

Hab. New Zealand.

The shell of this species is enveloped by a thin expansion of the mantle after the manner of the *C. amiculatus* and *Emersonianus*, a small compressed umbone only appearing through it in place of the raised heart-shaped shield. I do not see, with M. Deshayes, that this proves the inutility of the genus *Chitonellus*; the valves are enframed within the ligament, and their arrangement is the same as in the typical form of *Chiton*.

One peculiarity of this species is, that the row of short tufts are situated about midway between the umbonal summit and lateral margin of the shell.

Part 40

Chiton Pl. X.





Platte

Cliton Pl. X



53



54



55



57

Sowerby del. et lith.

Reeve imp.



CHITON.

PLATE XI.

Species 58. (Mus. Cuming.)

CHITON ZELANDICUS. *Chit. testâ subelongato-ovatâ, valvis medio lævibus, utrinque creberrimè granulatis; nigricante-fuscâ, lineâ conspicuâ luteâ utrinque summitatem umbonalem utriusque valvæ; ligamento corneo, latè expanso, valvarum latera partim obducto, setis perpaucis brevibus, spicularum vitrearum cristis densissimis viridibus munito.*

THE ZEALAND CHITON. Shell somewhat elongately ovate, valves smooth in the middle, very closely granulated on each side; blackish brown, with a conspicuous yellow line on either side the umbonal summit of each valve; ligament horny, widely expanded, partially spread over the sides of the valves, furnished with a few short bristles and a row of very dense tufts of blueish-green glassy spiculæ.

QUOY and GAIMARD, 'Voy de l' Astrolabe,' vol. iii. p. 400. pl. 72. f. 5-8.

Chiton fascicularis, Chemnitz.

Chitonellus Zelandicus, Gray.

Acanthochætes Hookeri, Gray.

Hab. New Zealand.

This very striking fasciculate species may be regarded as the tropical analogue of the *C. crinitus* of our own shores, presenting an almost similar distribution of colour and sculpture more highly developed.

Species 59. (Mus. Cuming.)

CHITON AMICULATUS. *Chit. testâ oblongo-ovatâ, valvis posticè utrinque rotundato-lobatis, medio emarginatis, umbonibus subrostratis; albâ; ligamento corneo testam tenuiter obducto, undique, nisi ad umbones, brevipiloso, setarum cristis parvis perpaucis asperso.*

THE CLOAK-CLAD CHITON. Shell oblong-ovate, valves posteriorly rotundately lobed on each side, emarginated in the middle, with the umbones slightly beaked; white; ligament horny, thinly spread over the shell, covered with short hair, except at the umbones, with a few small scattered tufts of bristles.

PALLAS, Nov. Act. Petrop. vol ii. p. 241. pl. 7. f. 26-30.

Chiton vestitus, Sowerby.

Hab. Arctic Ocean.

This is without doubt the original species of the amiculatæ tribe, inhabiting the shores of Northern Europe, de-

scribed and figured by Pallas in the Transactions of the Academy of St. Petersburg above referred to; the shell immediately following, hitherto assigned to this species by Mr. Sowerby, is of larger size and entirely enveloped by the mantle, of a thick coriaceous cellular structure.

Species 60. (Mus. Cuming.)

CHITON CHLAMYS. *Chit. testâ oblongo-ovatâ, valvis lævibus, posticè utrinque rotundato-lobatis; niveâ; pallio coriaceo, super testam omnino obducto.*

THE CLOAK CHITON. Shell oblong-ovate, valves smooth, rotundately lobed posteriorly on each side; snowy-white, mantle coriaceous, spread entirely over the shell.

Chiton amiculatus, Sowerby (not of Pallas) Tankerville Catalogue.

Hab. — ?

The mantle of this species appears to be of a coarse cellular structure, the cells being mostly filled with flattened warts, as it were, of the same coriaceous substance. As shown in treating of the preceding species it is not the *C. amiculatus* of Pallas.

Species 61. (Mus. Cuming.)

CHITON TUNICATUS. *Chit. testâ oblongo-ovatâ, anticè subattenuatâ, valvis medio lirâ planâ latiusculâ notatis, utrinque superficialiter concentricè et radiatim sulcatis, et minutissimè punctato-reticulatis; ligamento corneo, latè expanso, valvarum latera obducto; undique nigrâ.*

THE TUNICATED CHITON. Shell oblong-ovate, somewhat attenuated anteriorly, valves with a rather broad flattened ridge along the middle, concentrically and radiately superficially grooved, and very minutely punctately reticulated on each side; ligament horny, widely expanded, spread over the sides of the valves; black throughout.

WOOD, General Conchology, p. 11. pl. 2. f. 1.

Hab. Sitka, New Archangel; Sir Edward Belcher.

Several specimens of this interesting species were taken alive by Capt. Sir Edward Belcher at the above-mentioned place during the voyage of the Sulphur.

CHITON.—PLATE XI.

Species 62. (Mus. Cuming.)

CHITON EMERSONIANUS. *Chit. testā ovatā, valvis lævibus, posticè utrinque rotundato-lobatis, utràque scutellā parvā elevatā cordiformi, concentricè creberrimè granoso-striatā, medio notatā, valvā terminali anticā superficialiter radiatim sulcatā, posticā parvā, ad extremitatem subexcavatā, retusā; albā; ligamento corneo, translucido, marginem versus arenaceo, testam, nisi areas parvas centrales, obducto.*

EMERSON'S CHITON. Shell ovate, valves smooth, rotundately lobed posteriorly on each side, with a small raised heart-shaped shield in the centre, which is very closely concentrically granosely striated; anterior terminal valve superficially radiately grooved,

posterior small, slightly excavated at the extremity, blunt; white; ligament horny, transparent, arenaceous towards the margin, spread over all the shell except the small central raised shields.

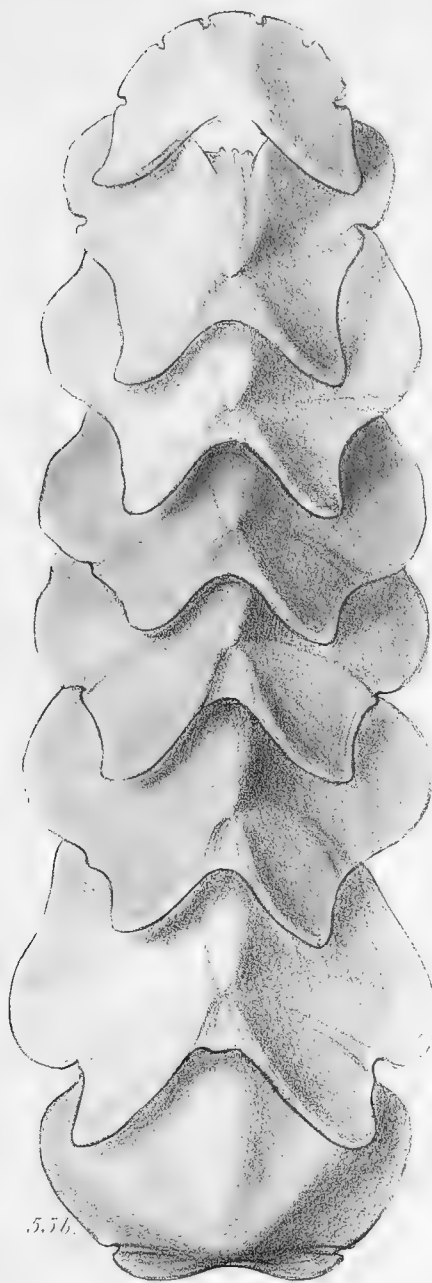
COUTHOUY; Boston, Journ. Nat. Hist. vol. ii. p. 83. pl. 3. f. 10.

Hab. Massachusetts Bay, United States (found in the stomachs of fishes); Gould.

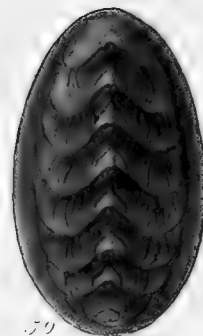
The ligament in this curious species is spread over the valves as far as the small heart-shaped shields in the centre, like a thin layer of parchment; it is closely allied to the *C. amiculatus*, of Northern Europe, but may be distinguished by its broader growth, lighter colour, and absence of hair.



58.



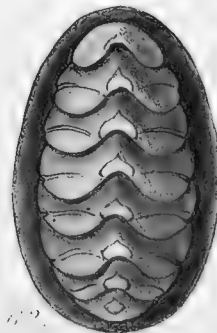
576.



59.



60.



61.

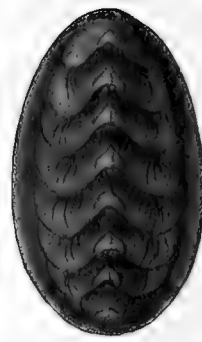


62.

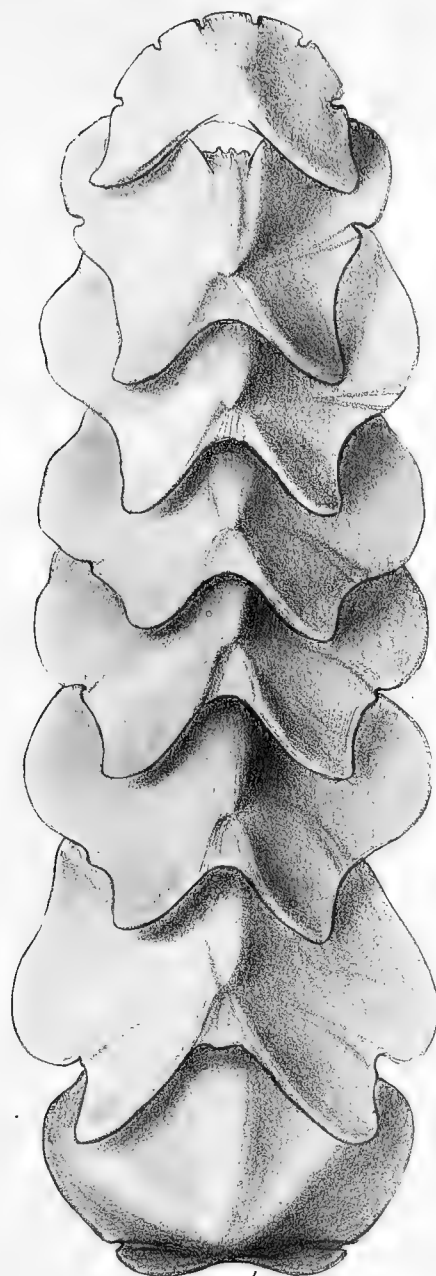
Pattern



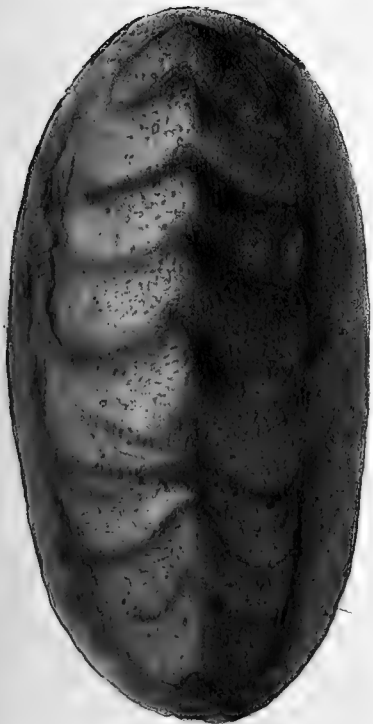
58



59



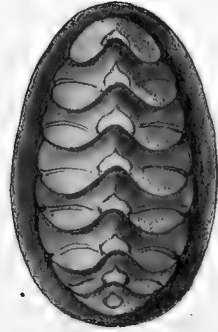
55 b



61



62



60



CHITON.

PLATE XII.

Species 63. (Mus. Cuming.)

CHITON CERASINUS. *Chit. testā ovatā, utrinque subattenuatā, valvis undique minutissimè creberrimè puncturatis, areis lateralibus vix elevatis; fusco-rubente; ligamento corneo, translucido.*

THE CHERRY-COLOURED CHITON. Shell ovate, a little attenuated at each end, valves very minutely and closely punctured throughout, lateral areas scarcely raised; brownish red; ligament horny, transparent.

CHEMNITZ, Conch. Cab. vol. viii. p. 272. pl. 94. f. 796.

Hab. — ?

The valves of this species are apparently smooth, but on examination with the lens, they will be found to be covered throughout with the minutest and closest possible punctures, as represented in Chemnitz's figure, published in 1785; since which time it does not appear to have been noticed.

Species 64. (Mus. Cuming.)

CHITON MARMOREUS. *Chit. testā ovatā, valvis terminalibus cæterarum areisque lateralibus radiatim granulatis, granulis solitariis, subirregularibus, centralibus convexis, lævibus umbonibus subappressis; lutescente-albā, maculis virescentibus oblongis lautè pictā; ligamento squamato-coriaceo, virescente-albā, maculis grandibus virescentibus tessellato.*

THE MARBLE CHITON. Shell ovate, terminal valves and lateral areas of the rest radiately minutely granulated, granules solitary, somewhat irregular, central areas convex, smooth, umboes a little appressed; yellowish white, showily painted with oblong light green blotches; ligament squamately coriaceous, greenish-white, tessellated with large light green spots.

CHEMNITZ, Conch. Cab. vol. viii. p. 282. pl. 95. f. 803.

Hab. Savannah-le-mer, West Indies.

A pretty light-green painted shell, which might be confounded with the *C. marmoratus*, though amply distinguished both in form and sculpture.

Species 65. (Fig. a and b. Mus. Cuming.)

CHITON GIGAS. *Chit. testā ovatā, valvis crassiusculis et ponderosis, medio in juventute carinatis, posticè sinuatis, terminalibus cæterarum areisque lateralibus creberrimè*

tenuiliratis, liris irregularibus interstitiis minutissimè reticulatis, centralibus undique minutissimè reticulatis, valvis senectute erosis, lævibus; sordidè virescente-albā, piceo-nigro hic illic plus minusve tinctā et punctatā; ligamento corneo, setis brevibus sparsim obsito.

THE GREAT CHITON. Shell ovate, valves rather thick and ponderous, keeled along the middle when young, posteriorly sinuated, terminal valves and lateral areas of the rest very closely finely ridged, ridges irregular and very minutely reticulated in the interstices, central areas very minutely reticulated throughout, valves eroded with age, smooth; dull greenish white, more or less stained and dotted here and there with pitch black; ligament horny, sparingly beset with short bristles.

CHEMNITZ, Conch. Cab. vol. viii. p. 222. pl. 96. f. 819.

Hab. Cape of Good Hope; Rev. W. V. Hennah.

The elaborate sculpture of this species in its primitive growth, has not been hitherto noticed; it is only to be discerned in young specimens, and they are very rarely met with. In the beautiful little shell from Mr. Cuming's collection, represented at fig. a, the entire surface is most elaborately reticulated, but so minutely, that it almost requires the assistance of a lens to observe its complicated sculpture; the lateral areas are very closely ridged with the minute reticulated pattern still appearing in the interstices. As the shell advances in growth, the sculpture becomes gradually worn away by its exposure to the fury of the waves, and when it reaches the size of the specimen at fig. b, it is not often found in so good a state of preservation as there represented.

Species 66. (Mus. Cuming.)

CHITON SCARABÆUS. *Chit. testā oblongo-ovatā, valvis lævibus aut obscurè concentricè striatis, sub lente minutissimè et creberrimè puncturatis; fusco-nigrā; ligamento squamato-coriaceo, virescente-albo, maculis nigris subdistantibus conspicuè tessellato.*

THE BEETLE CHITON. Shell oblong-ovate, valves smooth or obscurely concentrically striated, very minutely and closely punctured under the lens; brownish-black; ligament pale sea-green conspicuously tessellated with rather distant black spots.

Hab. — ?

March, 1847.

CHITON.—PLATE XII.

Easily recognised by the marked contrast between the colouring of the shell and the scales of the ligament; a character which I take to be permanent.

Species 67. Fig. *a* and *b*. Mus. Cuming.)

CHITON HINDSII. *Chit. testā oblongo-ovatā, anticē sub-*
attenuatā, valvā anticā terminali nonafariam carinatā,
conspiciē granato-clathratā, posticā parvā, umbonatā,
retusā, cæteris undique diversimodo granato-clathratis,
areis lateralibus non elevatis, margine antico tenuica-
rinato; olivaceo-viridi, interdum luteo-albido variegatā;
ligamento corneo, setis brevibus sparsim obsito.

HIND'S CHITON. Shell oblong-ovate, a little attenuated anteriorly, anterior terminal valve nine-keeled, conspicuously granosely latticed, the posterior small,

umbonated, retuse, the rest diversely granosely latticed throughout, lateral areas not raised, distinguished by a fine keel along the front margin; olive green, sometimes variegated with yellowish white; ligament horny, sparingly beset with short bristles.

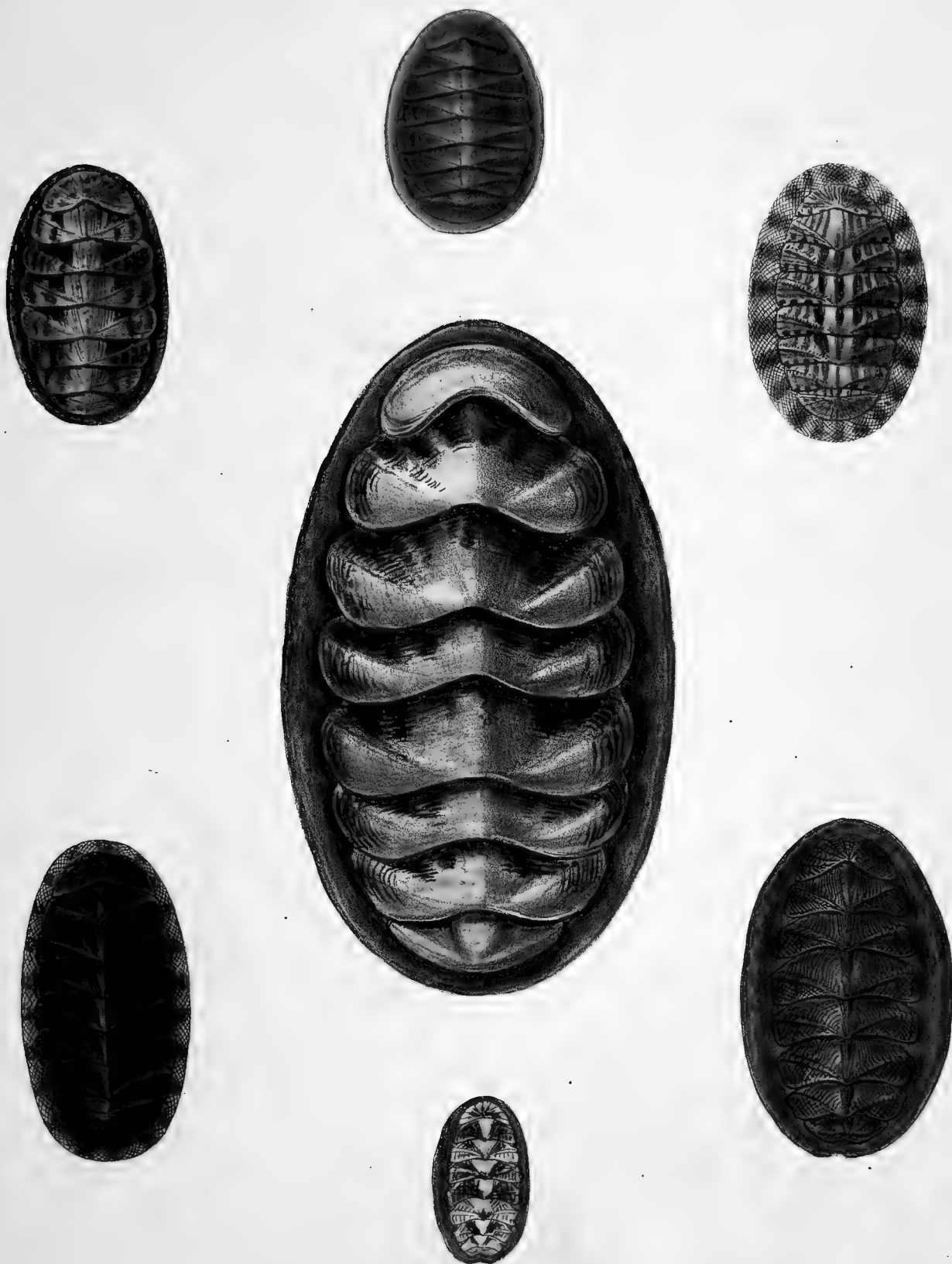
SOWERBY, MSS. (Mr. Cuming's cabinet).

Hab. — ?

This very interesting species, the valves of which have somewhat the form of those of *C. setiger*, is distinguished by a most elaborate close-grained latticed style of sculpture, perfectly distinct from any that I have yet met with. Mr. Sowerby's name exists only in manuscript, but I have much pleasure in giving publicity to it, for the sake of honouring one of the most intelligent conchological travellers recorded in the history of our scientific Expeditions.

Part 40

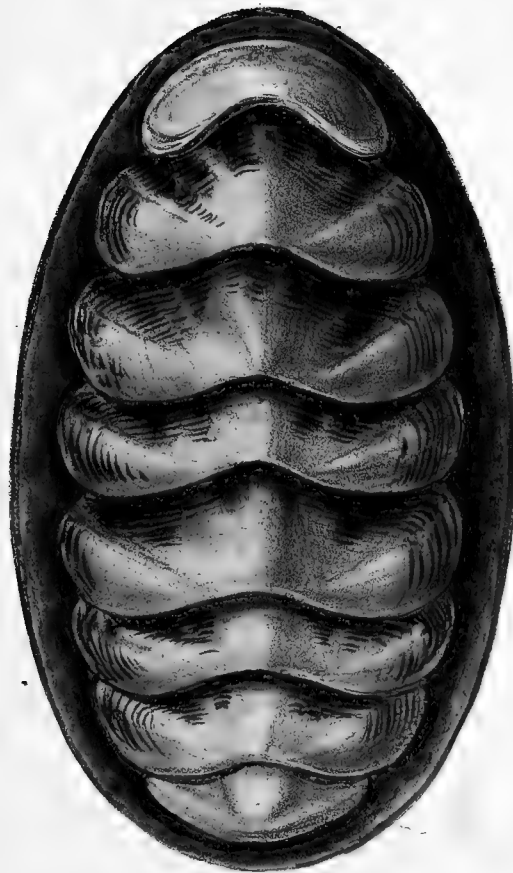



Chiton N 12






Chiton

Chiton Pl. XII





CHITON.

PLATE XIII.

Species 68. (Mus. Cuming.)

CHITON QUOYI. *Chit. testā oblongā, valvis undique tenuissimè et creberrimè liris, umbonibus subprominulis, lævibus; aut viridi, aut nigricante-olivaceā, aut rubidā; ligamento granoso-coriaceo.*

QUOY'S CHITON. Shell oblong, valves very finely and closely ridged throughout, umboes rather prominent, smooth; green, or blackish olive, or dull coppery red; ligament granosely coriaceous.

DESHAYES, Anim. sans vert. vol. vii. p. 509.

Chiton viridis, Quoy.

Hab. New Zealand.

The colour of this species appears to be of one uniform tint, without any indication of pattern, varying from green to dull red.

It has been dedicated to the zealous naturalist of the ship 'Astrolabe' by M. Deshayes in consequence of the name *viridis* given to it by M. Quoy having already occurred in Chemnitz, Conch. Cab. vol. viii. pl. 94. f. 794. (not vol. x. pl. 173. f. 1689.); this is scarcely allowable, however, as the word is only used in the diagnose, not as a specific name, "*Chiton extus viridis intus candidus*", a variety probably of the *C. Chilensis*.

Species 69. (Mus. Cuming.)

CHITON PUNCTICULATUS. *Chit. testā oblongā, anticè subattenuatā, valvis subrotundatis, lævibus aut concentricè striatis, peculiariter puncticulatis, præsertim ad latera, puncticulis irregularibus; subdistantibus, albidā, sanguineo lautè undatā, ad latera fuscā, interdum omnino nigrā; ligamento corneo.*

THE FINELY PUNCTURED CHITON. Shell oblong, a little attenuated anteriorly, valves somewhat rounded, smooth or concentrically striated, peculiarly punctured, especially at the sides, punctures irregular, somewhat distant; whitish, showily waved with blood-red, brown at the sides, sometimes entirely black; ligament horny.

Hab. — ?

It will be seen by the examples of this species figured how much it varies in colour; the punctured character which I have selected to distinguish it is constant, though generally more or less obscured by erosion.

Species 70. (Mus. Cuming.)

CHITON PICEUS. *Chit. testā ovatā, crassiusculā, valvis concentricè planiliratis, liris interstitis elevato-striatis et interdum granatis, umbonibus substratis; piceo-nigrā, virescente utrinque summitatem umbonalem; ligamento corneo, processibus brevibus calcareis setiformibus albidis profusè obsito.*

THE PITCH CHITON. Shell ovate, rather thick, valves concentrically flatly ridged, interstices between the ridges elevately striated and sometimes grained, umboes a little beaked; pitch black, greenish on each side the umbonal summit; ligament horny, profusely beset with whitish short calcareous bristle-like processes.

GMELIN, Syst. Nat. p. 3204.

Hab. New Holland (on the rocks); Cunningham.

This I believe to be the true *C. piceus*; it is a thick ponderous, shell, of which the ligament when in a good state of preservation, is covered with calcareous bristle-like processes as in *C. spiniger*, but much finer.

Species 71. (Mus. Cuming.)

CHITON FULGETRUM. *Chit. testā ovatā, anticè subattenuatā, undique, sub lente, minutissimè et creberrimè decussatim puncturatā, valvis terminalibus cæterarum areisque lateralibus subobscurè radiatim sulcatis; rubido-fuscā, undulis luteis nigrisque longitudinalibus peculiariter pictā; ligamento-corneo.*

THE LIGHTNING CHITON. Shell ovate, a little attenuated anteriorly, very minutely and closely decussately punctured, under the lens, throughout, terminal valves and lateral areas of the rest somewhat obscurely radiately grooved; reddish-brown, peculiarly painted with longitudinal yellow and black zigzag waves; ligament horny.

Hab. — ?

This species, it will be observed, is distinguished by a very peculiar style of painting, which in the absence of sculpture, may be regarded of specific importance.

Species 72. (Mus. Cuming.)

CHITON LINTER. *Chit. testā oblongā, anticè subattenuatā, valvis medio tumidis, undique lævibus, aut minutissimè*

March, 1847.

impresso-striatis; luteo-fuscâ, maculâ fuscâ trigonâ insigni, utrinque lutescente, in utraq̃ue valvâ medio pictâ; ligamento corneo, translucido, granis rugosis corneis subdistantibus obsito.

THE FISHER-BOAT CHITON. Shell oblong, a little attenuated anteriorly, valves swollen in the middle, smooth or very minutely impressly striated throughout; yellowish brown, painted along the middle of each valve with a remarkable triangular brown spot yellowish on each side; ligament horny, transparent, beset with rather distant rough horny grains.

CHEMNITZ, Conch. Cab. vol. viii. p. 279. pl. 95. f. 799.

Hab. East Indies.

This is another interesting species of Chiton which I have the pleasure of restoring from the obscurity in which it has remained since the publication of the 'Conchylien Cabinet', in 1785.

Species 73. (Mus. Cuming.)

CHITON AQUATILIS. *Chit. testâ ovatâ, valvis undique creberrimè elevato-striatis, striis hic illic autem rarò bifurcatim divergentibus, interstitiis subexcavatis; æruginoso-viridi, medio luteo tinctâ, fasciis viridibus angustis transversis; ligamento squamis albido-virescentibus.*

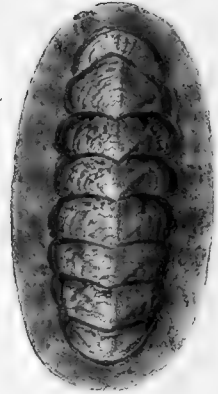
THE RIPPLED CHITON. Shell ovate, valves very closely elevately striated throughout, striæ here and there, but rarely, bifurcately divergent, interstices rather excavated; bronze-green, yellowish in the middle with narrow transverse bands; ligament squamately coriaceous, scales pale sea-green.

Hab. — ?

A peculiar smoothly bronzed shell, painted across the middle with narrow bands or ripples of green.

Part 4 ♂

Chyton Pl 13







69 a.



68



69 b.



70



71




73



72

Chiton (L.)

Chiton (L.)



1 - 24

1-6

1
2
3
4

24. printed

4 "

CHITON.

PLATE XIV.

Fig. 48. *c* and *d* (Mus. Cuming.)

CHITON SETIGER. Figured inadvertently under an impression that they were distinct species.

Species 74. (Mus. Cuming.)

CHITON PETHOLATUS. *Chit. testā ovatā, valvis, terminali pōsticā minimā, striis elevatis, subretusis, creberrimis, undulatis, undique concentricè rugatis; nigrā, virescente-albo variegatā, maculā oblongā regulari utrinque summitatem umbonalem; ligamento corneo, setis brevibus obsito.*

THE SERPENT'S SKIN CHITON. Shell ovate, valves concentrically wrinkled throughout with very close, waved, rather blunt, raised striæ; black, variegated with pale greenish white, having a regular oblong spot down each side the umbonal summit; ligament horny, beset with short bristles.

SOWERBY, Mag. Nat. Hist. 1840, Conch. Illus. f. 59, 64, 65.
Hab — ?

Allied to *C. setiger* but more highly sculptured; the keels are wanting on the terminal valves, and the style of painting is different.

Species 75. (Mus. Cuming.)

CHITON SPINIGER. *Chit. testā oblongo-ovatā, valvis subappressis, undique rugulatis et granatis, granarum interstitiis arearum terminalium et lateralium plus minusve peculiariter puncturatis; olivaceo flavidoque variā; ligamento corneo, latiusculo, spinis calcareis flavidis, nunc brevibus subcylindræis, nunc lanceolatis arcuatis, densissimè obsito.*

THE THORNY CHITON. Shell oblong-ovate, valves a little appressed, wrinkled and granulated throughout, interstices between the grains of the terminal and lateral areas more or less punctured; variegated with olive and yellow; ligament horny, very thickly beset with yellow calcareous spines, sometimes short and somewhat cylindrical, sometimes lanceolate and curved.

SOWERBY, Mag. Nat. Hist. 1840, and Pro. Zool. Soc. 1841.
Hab. Philippine Islands; Cuming.

It is important to notice that the terminal and lateral areas of this species are curiously punctured; a character

which with the assistance of a lens may be detected without difficulty. The singular calcareous processes of the ligament, for they are hardly to be called spines, defer materially in the extent of their development; in one variety in Mr. Cuming's possession they are of a curved lanceolate form, like miniature *Dentalia*.

Species 76. (Mus. Cuming.)

CHITON OCCIDENTALIS. *Chit. testā oblongo-ovatā, valvis, pōsticā terminali umbonatā et retusā, undique granatis, granis solitariis, conspicuis; valvarum lateribus olivaceis, medio albido, maculā fuscā oblongā latiusculā per summitatem umbonalem; ligamento setis calcareis minutis densissimè obsito.*

THE WESTERN CHITON. Shell oblong-ovate, valves, the posterior terminal one umbonated and retuse, grained throughout, the grains solitary and conspicuous; sides of the valves olive, middle whitish with a rather broad oblong brown blotch along the umbonal summit; ligament very thickly crowded with minute calcareous bristles.

Hab. Savannah-le-mer, West Indies.

Were it not for the unusual occurrence of the same mollusk inhabiting the West Indies and the Philippine Islands, I should have been tempted to regard the species under consideration as a remarkable modification of the *C. spiniger*; there being a great similarity in colour and sculpture, whilst the calcareous processes of the ligament are here represented by nearly the same structure on the minutest possible scale. There is, however, a character in the *C. spiniger*, namely, the punctures of the terminal and lateral areas of which I find no trace in the species before me.

Species 77. (Fig. *a* and *b* Mus. Cuming.)

CHITON ASSIMILIS. *Chit. testā oblongo-ovatā, valvis terminalibus decussatim granoso-radiatis, cæteris areis lateralibus margine postico serratis, radiatim liratis; liris callositatibus oblongis, obliquè interruptis, areis centralibus vertice lævibus, utrinque confertim tenuiliratis; olivaceo-cinereā, hic illic saturatiore variā; ligamento squamato-coriaceo, maculis grandibus olivaceis tessellato.*

THE ASSIMILATING CHITON. Shell oblong-ovate, terminal valves decussately granosely rayed, lateral

March, 1847.

CHITON.—PLATE XIV.

areas of the rest serrated along the posterior edge, radiately ridged, obliquely interrupted with oblong callosities, central areas smooth at the top, closely finely ridged on each side; olive-ash, variegated here and there of a darker tint; ligament squamately coriaceous, tessellated with large olive spots.

Variety β . (Fig. 77 *b*.)

Testa omnino nitidè olivaceo-nigricans.

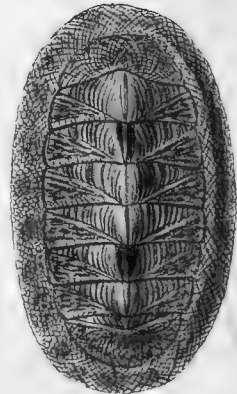

Shell altogether shining olive-black.

Hab. West Indies.

The difference between this and the *C. squamosus*, is only to be detected by observing that the longitudinal ridges of the central areas are finer, closer, and not curved; each species has its dark bronze variety, and this variation of sculpture though apparently trifling is constant in both.

Part 48

Chelon Pl 14.






48c



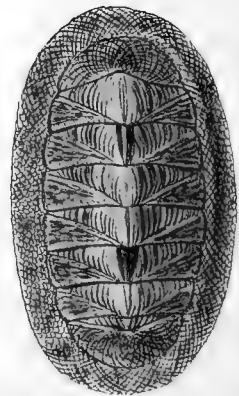
74



48d



75



76



77b



CHITON.

PLATE XV.

(Figures slightly magnified.)

Species 78. (Mus. Cuming.)

CHITON CONTRACTUS. *Chit. testá oblongá, ad extremitates, præcipuè anticá, peculiariter contractá, valvis terminalibus cæterarum areisque lateralibus concentricè granulatis, granulis solitariis, centralibus minutissimè et creberrimè liratis, liris latera versus arcuatis, conspicuis, medium versus tenuioribus et obliquè decussatim striatis; spadiceo-albá, fusco medio flammátá; ligamento granoso-coriaceo, fusco.*

THE CONTRACTED CHITON. Shell oblong, peculiarly contracted at the extremities, especially the anterior, terminal valves and lateral areas of the rest concentrically granulated, granules solitary, central areas very minutely and closely ridged, ridges curved and conspicuous towards the sides, finer towards the middle and decussated with oblique striæ; light bay, flamed in the middle with brown; ligament granosely coriaceous, dark brown.

Hab. New Zealand.

The chief peculiarity in this species consists in the attenuated contraction of the extremities; the sculpture is most elaborate, and the colouring unique.

Species 79. (Mus. Cuming.)

CHITON PICTUS. *Chit. testá ovatá, valvis, posticá terminali truncatá, rugis brevibus acutè undulatis, interstitiis puncturatis, ornatis, arearum lateralium margine antico carinato; roseo-albídá, maculis viridibus coccineisque lautè pictá; ligamento corneo, translucido.*

THE PAINTED CHITON. Shell ovate, valves, the posterior terminal truncated, ornamented with short sharply undulated wrinkles, the interstices between which are punctured, anterior edge of the lateral areas keeled; pinkish white, showily painted with green and scarlet spots; ligament horny, transparent.

Hab. Raines' Island, Torres Straits; Capt. Ince.

Another striking species, allied to *C. truncatus*, distinguished by its sculpture and more flattened growth.

Species 80. (Mus. Cuming.)

CHITON JANEIRENSIS. *Chit. testá oblongo-ovatá, valvis,*

areis lateralibus conspicuè elevatis, undique granosoliratis, liris arearum centralium valdè tenuioribus; sordidè luteo-fuscá, maculá trigoná albicante per summitatem umbonalem utriusque valvæ; ligamento corneo.

THE JANEIRO CHITON. Shell oblong-ovate, valves, the lateral areas being conspicuously elevated, granosely ridged throughout, ridges of the central areas much the finer; dull yellowish brown, with a triangular whitish spot along the umbonal summit of each valve; ligament horny.

GRAY, Spicilegia Zoologica, p. 6. f. 8.

Hab. Rio Janeiro.

The lateral areas are more than usually elevated in this species.

Species 81. (Mus. Cuming.)

CHITON SCABRICULUS. *Chit. testá ovatá, planiusculá, valvis undique scabrè granoso-lineatis; lineis arearum centralium tenuioribus; cinereá et nigricante-virídí, albido variegatá; ligamento corneo, pilis brevibus perpaucis munito.*

THE ROUGH CHITON. Shell ovate, rather flattened, valves roughly granosely-lineated throughout, lines of the central areas the finer; ash or blackish green, variegated with white; ligament horny, furnished with a few short hairs.

SOWERBY, Pro. Zool. Soc. 1832. p. 28.

Hab. Guacomayo and Puerto Portrero, Central America (under stones); Cuming.

The light variegated colouring appears in the form of curved sharply zigzag flames in the specimen here figured.

Species 82. (Mus. Cuming.)

CHITON COLUMBIENSIS. *Chit. testá ovatá, depressiusculá, valvis terminalibus cæterarum areisque lateralibus granulis asperis solitariis irregulariter aspersis, arearum lateralium margine postico denticulato, areis centralibus tenuissimè granoso-striatis; sordidè rubente-fuscá, denticulis albis; ligamento corneo, translucido.*

THE COLUMBIAN CHITON. Shell ovate, rather depressed, terminal valves and lateral areas of the rest irregularly

March, 1847.

sprinkled with sharp solitary granules, posterior edge of the lateral areas denticulated, central areas very finely granosely striated; dull reddish-brown, denticles white, ligament horny, transparent.

SOWERBY, Pro. Zool. Soc. 1832, p. 58.

Hab. Bay of Panama.

The sculpture of this species is very similar to that of *C. luridus*; it may, however, be readily distinguished by the denticulated posterior edge of the lateral areas.

Species 83. (Mus. Cuming.)

CHITON RETICULATUS *Chit. testā oblongo-ovatā, valvis terminalibus cæterarum areisque lateralibus radiatim liratīs, centralibus rudē et creberrimē reticulatis; sordidē fuscā; ligamento corneo, rugoso.*

THE RETICULATED CHITON. Shell oblong-ovate, terminal valves and lateral areas of the rest radiately ridged, central areas rudely and closely reticulated; dull brown; ligament horny, rough.

Chiton textilis, var. Sowerby, Conch. Illus. f. 61.

Hab. West Indies.

The lateral areas are rather more than usually elevated in this species, whilst the central areas are peculiarly reticulated; it has no affinity whatever with *C. textilis*.

Species 84. (Mus. Cuming.)

CHITON PELLIS-SERPENTIS. *Chit. testā ovatā, valdē convexā, valvis subrotundatis, terminalibus, posticā umbonatā, radiatim granatis, cæterarum areis lateralibus triradiatim granatis, granis grandibus, solitariis, areis centralibus tenuissimē sulcatis; albidā, cæruleo-viridi variegatā, maculā trigonā nigricante per summitatem umbonalem utriusque valvæ; ligamento squamato-coriaceo, squamis grandibus, albicante cæruleo-viridique tessellato.*

THE SNAKE'S SKIN CHITON. Shell ovate, very convex, valves somewhat rounded, the terminal, posterior umbonated, radiately grained, lateral areas of the rest with three rays of grains, the grains large and solitary, central areas very finely grooved; whitish, variegated with dark blueish green or verdigris colour, with a triangular blackish spot on the umbonal eminence of each valve; ligament squamately coriaceous, scales large, whitish, tessellated with blueish-green.

QUOY and GAIMARD, Voy. de l'Astrolabe, Zool. v. 3. p. 381. pl. 74. f. 17 to 22.

Hab. New Zealand.

Distinguished in all respects from any other species but especially by the bold solitary character of the grains.

Species 85. (Mus. Cuming.)

CHITON LURIDUS. *Chit. testā ovatā, depressiusculā, valvis terminalibus cæterarum areisque lateralibus granulatis, granulis irregularibus stipatis, areis centralibus subtiliter granoso-striatis; sordidē fuscā aut rubente; ligamento corneo, rugoso.*

THE LURID CHITON. Shell ovate, rather depressed, terminal valves and lateral areas of the rest granulated, granules irregular, crowded, central areas finely granosely striated; dull brown or reddish; ligament horny, rough.

SOWERBY, Pro. Zool. Soc. 1832.

Hab. Santa Elena, West Columbia (found attached to stones at a depth of five fathoms); Cuming.

Mostly delicately granulated throughout, the granules on the terminal and lateral areas being crowded miscellaneously, whilst those on the central areas are arranged in longitudinal lines.

Species 86. (Mus. Cuming.)

CHITON GRANIFERUS. *Chit. testā ovatā, convexiusculā, valvis terminalibus cæterarum lateribus granatis, umbonibus subrostratis, lævibus, anticē utrinque subtiliter sulcatis; rubente, nigro maculatā; ligamento corneo, translucido.*

THE GRAINED CHITON. Shell ovate, rather convex, terminal valves and sides of the rest grained, umbones somewhat beaked, smooth, anteriorly finely grooved on each side; reddish, spotted with black; ligament horny, transparent.


SOWERBY, Pro. Zool. Soc. 1832. p. 104.

Hab. Conception, Chili (a single specimen found attached to a *Mytilus* at the depth of nine fathoms), Cuming.

This species correctly described in the Proceedings of the Zool. Soc. appears to have been confounded in Mr. Sowerby's 'Conchological Illustrations' with the *C. Grayi*.

Part 48

Chelon p. 15



Chiton

Chiton Pl. XV



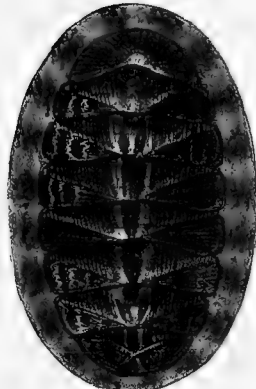
79




78



80



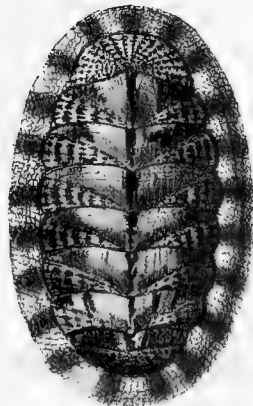
81




80



82



83



85b.



85a




86

Sowerby del. et sculp.

(Specimens slightly magnified.)

Reeve imp.



CHITON.

PLATE XVI.

(Figures slightly magnified.)

Species 87. (Fig 87 and 90. Mus. Cuming.)

CHITON UNDULATUS. *Chit. testá ovatá, valvis transversè subangustis, medio rostratis, lævibus, areis lateralibus interdum obscurè liratis; albidá aut rubido-lutescente, valvis lineis concentricis viridibus conspicuè ornatis, ligamento corneo, subarenaceo.*

THE WAVED CHITON. Shell ovate, valves transversely rather narrow, beaked in the middle, smooth, lateral areas sometimes obscurely ridged; whitish or reddish yellow, valves conspicuously ornamented with green concentric lines, ligament horny, subarenaceous.

QUOY and GAIMARD, Zool. Voy. de l'Ástrolabe, v. 3. p. 393. pl. 75.

Extremely variable in respect to colour, but the general design of the painting is characterised by a waved concentric arrangement, mostly green.

Species 88. (Mus. Cuming.)

CHITON PERTUSUS. *Chit. testá oblongo-ovatá, valvis medio elevatis, undique creberrimè sulcatis, liris arearum centralium tenuibus, umbones versus convergentibus, sulcis interstitialibus pertusis, valvarum margine postico serrato; rubidá, punctis paucis minutis albis aspersá; ligamento corneo, setis brevibus perpaucis obsito.*

THE PRICKED CHITON. Shell oblong-ovate, valves elevated in the middle, very closely grooved throughout, ridges of the central areas thin, converging towards the umbones, interstitial grooves pricked, posterior edge of the valves serrated; dark red, sprinkled with a few minute white dots; ligament horny, very sparingly beset with short bristles.

Hab. Simon's Bay, Cape of Good Hope; W. V. Hennah.

The pricked interstices between the close-set ridges which constitute one of the distinguishing features of this species are scarcely discernible without the lens.

Species 89. (Mus. Cuming.)

CHITON CALIFORNICUS. *Chit. testá oblongo-ovatá, valvis medio subrostratis, undique subtilissimè corrugato-crenulatís, terminalibus cæterarum areisque lateralibus laticostatis; fusco-viridi, ligamento corneo, pilis setisque densè obsito.*

THE CALIFORNIAN CHITON. Shell oblong ovate, valves somewhat beaked in the middle, very finely corrugately granulated throughout, terminal valves and lateral areas of the rest broad-ribbed; brownish green, ligament horny, thickly beset with hairs and bristles.

NUTTALL, MSS.

Hab. California.

Distinguished by its broad though somewhat obscure ribs.

Species 91. (Mus. Cuming.)

CHITON TEXTILIS. *Chit. testá oblongo-ovatá planiusculá, valvis terminalibus cæterarum areisque lateralibus radiatim liratis, liris planatis, sulcis concentricis perpaucis decussatis, areis centralibus minutissimè et pulcherrimè, cellulosis cellulis subprofundè excavatis; sordidè albá; ligamento minutè granoso-coriaceo, quoque sordidè albo.*

THE TEXTILE CHITON. Shell oblong ovate, rather flattened, terminal valves and lateral areas of the rest radiately ridged, ridges flattened, crossed with a few concentric grooves, central areas very minutely and beautifully celluled, cellules rather deeply excavated; dead white; ligament minutely granosely coriaceous, also dead white.

GRAY, Spicilegia Zoologica, p. 5. pl. 6. f. 20.

Hab. Cape of Good Hope (under stones at low water).

Of an uniform dead white, remarkably distinguished by the very minute elaborate cellular honey-comb sculpture of the central areas.

Species 92. (Mus. Cuming.)

CHITON PALLIDUS. *Chit. testá oblongo-ovatá, valvis undique lævibus; sordidè albá; ligamento corneo, arenaceo, fusco.*

THE PALE CHITON. Shell oblong-ovate, valves smooth throughout; dead white; ligament horny, arenaceous, brown.

Hab. — ?

Perfectly distinguished from the preceding species by its smooth surface and dark brown ligament.

Species 93. (Mus. Cuming.)

CHITON TRUNCATUS. *Chit. testá subelongato-ovatá, valvis convexis, posticá terminali fortiter umbonatá et truncatá, subasperis, sulcis superficialibus undulatis concentricè incisis; luteo-albicante, viridi pulcherrimè variegatá, summitate umbonalí plus minusve roseá; ligamento corneo, translucido.*

THE TRUNCATED CHITON. Shell somewhat elongately ovate, valves convex, the posterior terminal being strongly umbonated and truncated, little rough, concentrically carved with superficial waved grooves; yellowish-white, very beautifully variegated with green, umbonal summit, more or less rose; ligament horny, transparent.

SOWERBY, Pro. Zool. Soc., 1841. p. 61.

Hab. Catbalonga, Island of Samar, Philippines (under stones at low water); Cuming.

An extremely pretty species, having somewhat the appearance of the *C. crenulatus*, from which it may be distinguished by its different style of sculpture and prominent umbonated growth of the posterior terminal valve.

Species 94. (Mus. Cuming.)

CHITON INCIL. *Chit. testá oblongo-ovatá, valvis terminalibus, posticá parvâ declivi, cæterarum areis lateralibus punctis perpaucis radiatis, centralibus sulcis longitudinaliter arcuatis et undulatis exsculptis, summitate lævibus; lutescente, roseo nigricante-viridi viridique variegatá; ligamento corneo, subarenaceo.*

INCE'S CHITON. Shell oblong-ovate, terminal valves, the posterior being small and slanting, and the lateral areas of the rest radiated with a few punctures, central areas engraved with longitudinally curved grooves, smooth along the summit; yellowish, variegated with pink, blackish green and light green; ligament horny, little arenaceous.

Hab. Raines' Island, Torres Straits (under stones at low water); Capt. Ince.

Partaking in colour and more or less in other respects of the character of the preceding species, from which it differs in the absence of the umbonated truncated growth of the posterior terminal valve, whilst the sculpture, though approximating in design, is distinct, and the lateral areas are slightly punctured.

Species 95. (Mus. Cuming.)

CHITON CONCENTRICUS. *Chit. testá oblongo-ovatá, umbonibus subrostratis, valvis terminalibus cæterarum areisque lateralibus concentricè sulcatis, centralibus longitudinaliter liratis, liris subdistantibus interstitiis excavatis, valvâ terminali posticâ umbonatâ, areâ parvâ trigonâ planâ medio notatâ; æruginosâ; ligamento, granoso-coriaceo, fusco tessellato.*

THE CONCENTRIC CHITON. Shell oblong-ovate, umbones somewhat beaked, terminal valves and lateral areas of the rest concentrically grooved, central areas longitudinally ridged, ridges rather distant, interstices hollowed, posterior terminal valve umbonated and distinguished in the middle by a small smooth triangular shield; bronzed; ligament granosely coriaceous, tessellated with brown.


Hab. New Zealand; Earl.

The arrangement of the sculpture of the terminal and lateral areas, present a rare exception, in this species, to the general rule, the grooves being transversely concentric instead of longitudinally radiate.

Fig. 96. (Mus. Cuming.)

The shell here represented proves to be merely a dark variety of the *C. Siculus*.

For Species 96, see Pl. XVIII.





80



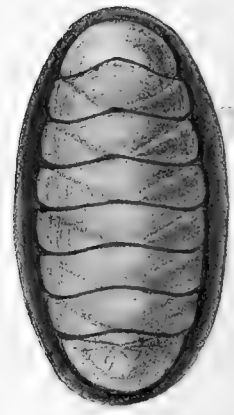
87



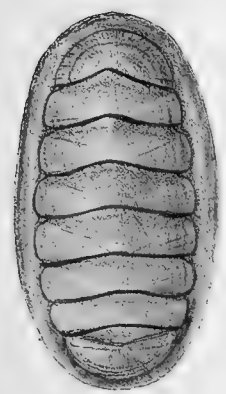
89



90



92



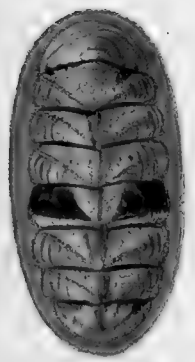
91



96



93



94



95

Sowerby, del et lith

(Specimens slightly magnified)

Reeve imp.





CHITON.

PLATE XVII.

(Figures slightly magnified.)

Species 97. (Mus. Cuming.)

CHITON PRODUCTUS. *Chit. testá elongato-ovatá, valvis terminalibus cæterarum areisque lateralibus concentricè undulatim striatis, centralibus longitudinaliter sulcatis; pallidè cinereo-albá, valvarum margine postico rufopunctato; ligamento corneo.*

THE LENGTHENED CHITON. Shell elongately ovate, terminal valves and lateral areas of the rest concentrically undulately striated, central areas longitudinally grooved; pale ash-white, posterior edge of the valves dotted with red; ligament horny.

Hab. — ?

The posterior terminal valve of this elongated species is unusually large.

Species 98. (Mus. Cuming.)

CHITON SANGUINEUS. *Chit. testá elongato-ovatá, valvis terminalibus cæterarum areisque lateralibus concentricè undulatim striatis, centralibus longitudinaliter crebri-striatis; cinereá, viridi-fusco variegatá, maculá grandi sanguineá utrinque umbonem utriusque valvæ conspicuè tinctis; ligamento corneo, arenaceo.*

THE BLOOD-STAINED CHITON. Shell elongately ovate, terminal valves and lateral areas of the rest concentrically undulately striated, central areas very closely longitudinally striated; ash-colour variegated with greenish brown, with a large blood-red stain on each side the umbo of each valve; ligament horny.

Hab. St. Vincents, West Indies; Guilding.

The red blotches of painting which characterize this species are constant in all the examples I have seen; in sculpture it is allied to *C. limaciformis*

Species 99. (Mus. Cuming.)

CHITON RETUSUS. *Chit. testá oblongo-ovatá, valvis terminalibus, posticá peculiariter productá et retusá, cæterarum areisque lateralibus turgidis elevatis radiatim sulcatis, sulcis distantibus, centralibus longitudinaliter liratis, liris posticè convergentibus; pallescente, fusco strigatá; ligamento corneo.*

THE BLUNT CHITON. Shell oblong-ovate, terminal valves, of which the posterior is peculiarly produced and

blunted, and lateral areas of the rest swollen, elevated, and radiately grooved, grooves rather distant, central areas longitudinally ridged, ridges converging posteriorly; pale, streaked with brown; ligament horny.

SOWERBY, Pro. Zool. Soc. 1832., p. 28.

Hab. Guacomayo and Puerto Portrero, Central America (under stones on the shore); Cuming.

Distinguished from all other species by the curious blunted structure of the posterior terminal valve.

Species 100. (Mus. Cuming.)

CHITON SETOSUS. *Chit. testá oblongo-ovatá, valvis utrinque laticostatis, medio lævibus; virescente-cinereá, rufo viridique lautè variegatá; ligamento corneo, setis obsito.*

THE BRISTLY CHITON. Shell oblong-ovate, valves broadly ribbed on each side, smooth in the middle; greenish ash-colour, showily variegated with red and green, ligament horny, beset with bristles.

SOWERBY, Pro. Zool. Soc., 1832.

Hab. Guacomayo, Central America (on exposed rocks); Cuming.

The lateral areas are scarcely distinguished, except by a pair of ribs, the interstices on either side of which are broadly grooved.

Species 101. (Mus. Cuming.)

CHITON CÆLATUS. *Chit. testá oblongo-ovatá, anticè subattenuatá, valvis terminalibus, posticá parvâ, declivi, cæterarum areisque lateralibus laticostatis, laminis creberrimis undulatis nitidè cælatis, centralibus minutissimè reticulatis; pulcherrimè viridi roseoque ornatá; ligamento corneo, hic illic setoso.*

THE CURVED CHITON. Shell oblong-ovate, somewhat attenuated anteriorly, terminal valves, the posterior of which is small and slanting, and lateral areas of the rest broad-ribbed and neatly curved with close-set waved laminae, central areas very minutely reticulated; beautifully ornamented with green and pink; ligament horny, here and there bristly.

Hab. New Zealand; Earl.

Care must be taken not to confound this beautiful species with the *C. setosus*.

March, 1847.

Species 102. (Mus. Cuming.)

CHITON USTULATUS. *Chit. testā elongato-ovatā, valvis terminalibus cæterarum areisque lateralibus radiatim liratis, liris corrugatis, hic illic granatis et bifurcatis, centralibus minutissimè reticulatis; ustulato-fuscā; ligamento granoso-coriaceo.*

THE SCORCHED CHITON. Shell elongately ovate, terminal valves and lateral areas of the rest radiately ridged, ridges wrinkled, here and there grained and bifurcated, central areas very minutely reticulated; burnt brown; ligament granosely coriaceous.

Hab. Australia; Jukes.

A very distinct species, whether as respects form, colour, or sculpture.

Species 103. (Mus. Cuming.)

CHITON ATRATUS. *Chit. testā oblongo-ovatā, valvis levibus, terminalibus, posticā truncatā, cæterarum areisque lateralibus granulis perpauca obscure radiatis; fuscā, lineis lutescentibus radiatā, maculā trigonā atratā per summitatem umbonalem utriusque valvæ; ligamento corneo, translucido.*

THE DARK CHITON. Shell oblong-ovate, valves smooth, the terminal, posterior truncated, and lateral areas of the rest obscurely rayed with a very few granules; brown, rayed with yellowish lines, with a dark triangular spot on the umbonal summit of each valve; ligament horny, transparent.

SOWERBY, Mag. Nat. Hist., 1840; Conch. Illus. f. 57, 58.
Hab. —?

Mr. Sowerby quotes the Falkland Islands as the habitat of this species; I cannot, however, imagine it to belong to so cold a region.

Species 104. (Mus. Cuming.)

CHITON METALLICUS. *Chit. testā oblongo-ovatā, valvis terminalibus cæterarum areisque lateralibus radiatim liratis, liris granatis, posticis bifurcatis, centralibus medio levibus, latera versus longitudinaliter crebriliratis; olivaceo-nigricante; ligamento granoso-coriaceo.*

THE METALLIC CHITON. Shell oblong-ovate, terminal valves and lateral areas of the rest radiately ridged, ridges grained, the posterior bifurcated, central areas

of the rest radiately ridged, ridges grained, the posterior bifurcated, central areas smooth in the middle, longitudinally closely ridged towards the sides; olive-black; ligament granosely coriaceous.

Hab. Australia.

Not unlike the dark bronze variety of *C. squamosus*, but upon examination will be found to differ materially.

Species 105. (Mus. Cuming.)

CHITON GRAYI. *Chit. testā ovatā, valvis terminalibus cæterarum areisque lateralibus radiatim granatis, granis solitariis, distantibus, centralibus obscure exilissimè convergentibus, sulco conspicuo utrinque summitatem umbonalem utriusque valvæ nisi ultimæ et penultimæ; lutescente-rosæ, ad latera albivariegatā; ligamento corneo, translucido.*

GRAY'S CHITON. Shell ovate, terminal valves and lateral areas radiately grained, grains solitary, distant, central areas obscurely very faintly ridged, ridges converging posteriorly, with a conspicuous groove on either side the umbonal summit of each valve, except the last and last but one; yellowish rose-colour, variegated at the sides with white; ligament horny, transparent.

SOWERBY, Pro. Zool. Soc. 1832. p. 57.

Hab. Island of St. Laurence, Bay of Callao, Peru (found attached to shells at the depth of seven fathoms); Cuming.

Having somewhat the aspect of *C. crenulatus*, but quite distinct.

Species 106. (Mus. Cuming.)

CHITON SCABER. *Chit. testā subelongato-ovatā, valvis undique creberrimè minutè granoso-scabris, costatis, costis solitariis, distantibus; viridi-fusco roseoque variā; ligamento corneo, setoso.*

THE ROUGH CHITON. Shell somewhat elongately ovate, valves very closely minutely granosely rough, radiately ribbed, ribs solitary, distant; variegated with greenish brown and pink; ligament horny, bristly.

Hab. Central America.

Allied to *C. setosus*, but amply distinguished as above characterized.

Chilton Pl 17.
Part 40







98




97



99



100



101



102



103



104




105



106

Sowerby, del. et tili.

Specimens slightly magnified.



CHITON.

PLATE XVIII.

Species 96. (Mus. Cuming.)

CHITON DISPAR. *Chit. testá ovatá, valvis terminalibus cæterarum areisque lateralibus creberrimè planigranatis, centralibus lævibus, aut, sub lente, minutissimè reticulatis, ad latera corrugato-striatis; cinereá, nigro-olivaceo et interdum albo variá; ligamento granoso-coriaceo, tessellato.*

THE UNEQUAL CHITON. Shell ovate, terminal valves and lateral areas of the rest very closely flatly grained, central areas smooth, or, under the lens, very minutely reticulated, striated in a wrinkled manner at the sides; ash colour, variegated with blackish olive and sometimes white; ligament granosely coriaceous, tessellated.

SOWERBY, Pro. Zool. Soc. 1832. p. 58.

Hab. Island of Saboga, Panama (under stones); Cuming.

The specimen here figured is characterized by a sprinkle of white specks, which does not occur in the example figured by Mr. Sowerby in the 'Conchological Illustrations'.

Species 107. (Mus. Cuming.)

CHITON DECUSSATUS. *Chit. testá oblongo-ovatá, posticè subattenuatá, valvis terminalibus cæterarum areisque lateralibus granatis, granis subobtusis numerosis irregularibus interstitiis scabris, areis centralibus striis subcorrugatis creberrimè decussatis; pallidè luteo-virescente, fusco per summitatem flammátá.*

THE DECUSSATED CHITON. Shell oblong-ovate, a little attenuated posteriorly, terminal valves and lateral areas of the rest grained, grains rather obtuse, numerous, irregular, interstices rough, central areas decussated with very close slightly wrinkled striæ; pale yellowish green, flamed along the summit with brown.

Hab. Australia; Jukes.

The sculpture of the central and lateral areas affords a pleasing contrast in this species.

Species 108. (Mus. Cuming.)

CHITON LABECULATUS. *Chit. testá ovatá, valvis terminalibus cæterarum areisque lateralibus radiatim sulcatis et obscurè granulatis, valvâ terminali posticâ umbonatá,*

areis centralibus creberrimè elevato-striatis; cinereá, fusco interdum variegatá; ligamento subtilissimè granoso-coriaceo.

THE BLEMISHED CHITON. Shell ovate, terminal valves and lateral areas of the rest radiately grooved and obscurely granulated, posterior terminal valve umbo-nated, central areas very closely elevately striated; ash-colour, sometimes variegated with brown; ligament very minutely granosely coriaceous.

Hab. — ?

The lateral areas of this species are scarcely raised, with the radiating grooves developed about the middle of them only; it approximates the *C. Rissoi*.

Species 109. (Mus. Cuming.)

CHITON ASTRIGER. *Chit. testá oblongo-ovatá, valvis parvis, summitate lævibus, utrinque creberrimè striolatis; viridi; ligamento corneo, spicularum sericarum cristis densis grandibus albis ornato.*

THE STAR-ENCIRCLED CHITON. Shell oblong-ovate, valves small, smooth along the summit, very closely finely striated on each side; green; ligament horny, ornamented with large dense tufts of white silky spiculæ.

Hab. Barbadoes.

One of the most beautiful of the fasciculate tribe I have met with.

Species 110. (Mus. Cuming.)

CHITON LYRATUS. *Chit. testá ovatá, medio elevatiusculá, valvis terminalibus cæterarum areisque lateralibus lævibus, centralibus medio lævibus, ad latera longitudinaliter sulcatis; cinereo-virescente, maculá trigoná fuscescente per summitatem hic illic tinctá; ligamento squamato-coriaceo, exiliter tessellato.*

THE HARP-STRINGED CHITON. Shell ovate, rather elevated in the middle, terminal valves and lateral areas smooth, central areas smooth in the middle, longitudinally grooved at the sides; ash-green, stained with a brown triangular spot here and there along the summit; ligament squamately coriaceous, faintly tessellated.

SOWERBY, Mag. Nat. Hist. 1840. Conch. Illus. f. 126.

Hab. Prince Island, West Africa (under stones) Rev. W. V. Hennah.

April, 1847.

It not unfrequently happens that the central areas of a species are smooth, whilst the terminal and lateral areas are sculptured, but rarely the reverse of this as in the present instance.

Species 111. (Mus. Cuming.)

CHITON PROTEUS. *Chit. testā oblongo-ovatā, valvis terminalibus cæterarum areisque lateralibus radiatim liratis, liris subnodulosis, hic illic bifurcatis, posticis numerosis brevibus posticè divergentibus, areis centralibus minutè reticulatis, ad latera elevato-striatis; olivaceo-viridi aurantio-coccineoque variegatā; ligamento squamato-coriaceo, tessellato.*

THE PROTEAN CHITON. Shell oblong-ovate, terminal valves and lateral areas of the rest radiately ridged, ridges slightly nodulous, here and there bifurcated, the posterior numerous, short, diverging posteriorly, central areas minutely reticulated, elevately striated at the sides; variegated with olive green and orange-scarlet; ligament squamately coriaceous, tessellated.

Hab. Newcastle, Australia; Dr. Dieffenbach.

This very pretty species of which there are numerous examples in the British Museum is closely allied to *C. longicymba*, and presents the same picturesque varieties of colouring; its sculpture is more forcibly developed, and on the lateral areas, exhibits a bifurcated divergent character.

Species 112. (Mus. Cuming.)

CHITON FORTILIRATUS. *Chit. testā ovatā, valvis medio subrostratis, posticā terminali umbonatā, retusā, areis lateralibus concaviusculis, anticè granulatis, centralibus fortiter arcuatè liratis; lutescente, viridi variegatā, medio rufescente tinctā; ligamento corneo.*

THE STRONG-RIDGED CHITON. Shell ovate, valves somewhat beaked in the middle, posterior terminal valve umbonated, blunt, lateral areas rather concave, granulated anteriorly, central areas strongly arcuately ridged; yellowish, variegated with green, stained with red in the middle; ligament horny.

Hab. Raines' Island, Torres Straits; Capt. Ince,

The ridges of the central areas of the valves are curved in a somewhat concentric style from the umbonal summit; another peculiarity in the species is that only an anterior slip of the lateral areas are granulated.

Species 113. (Mus. Cuming.)

CHITON CLATHRATUS. *Chit. testā ovatā, elevatiusculā, valvis terminalibus cæterarum areisque lateralibus radiatim rugoso-granatis, centralibus peculiariter crebriclatratis; nigricante-viridi; ligamento subtiliter granoso-coriaceo, obscurè tessellato.*

THE LATTICED CHITON. Shell ovate, rather elevated, terminal valves and lateral areas of the rest radiately roughly grained, central areas peculiarly closely latticed; blackish green; ligament finely granosely coriaceous, obscurely tessellated.

Hab. — ?

Distinguished by the closely latticed sculpture of the central areas.

Fig. 114. (Mus. Cuming.)

The shell here represented is somewhat peculiar in form, and the surface appears to be very minutely reticulated; being eroded, however, and the character much obscured, I must hesitate to describe it as new.

For Sp. 114 see Plate XXV.

Species 115. (Mus. Cuming.)

CHITON RUGOSUS. *Chit. testā oblongo-ovatā, valvis utrinque biradiatim costatis et obscurè corrugatis, medio levibus, depressiusculis, valvā anticā terminali decem-costatā, posticā parvā, declivi; albidā aut lutescente, rufescente viridique marmoratā, maculā parvā nigrā hic illic notatā; ligamento corneo, setis duris brevibus sparsim obsito.*

THE ROUGH CHITON. Shell oblong ovate, valves with two radiating ribs, and obscurely wrinkled, on each side, smooth and rather depressed in the middle, anterior terminal valve ten-ribbed, posterior small, slanting; whitish or yellowish, marbled with faint red or green and marked here and there with a small black spot; ligament horny, sparingly beset with hard short bristles.

GRAY, Sowerby Conch. Illus. Cat. no. 6. f. 49.

Chiton bicolor, Adams.

Hab. St. Vincents and Trinidad, West Indies (on exposed rocks); Guilding.

So closely allied in colour and sculpture to the *C. setosus* of Guacomayo, it is important to notice that in that species the posterior terminal valve is umbonated and abruptly retuse whilst in this it is slanting.

Part- 49


Chiton. Pl XVIII








106




107




108




109



110



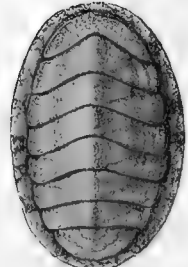
111



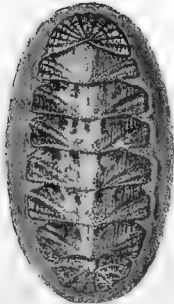
112



113



114



115

CHITON.

PLATE XIX.

(Figures moderately magnified.)

Species 116. (Mus. Cuming.)

CHITON JANEIRENSIS. *Chit. testá oblongo-ovatá, valvis terminalibus fortiter granato-costatis, areis lateralibus elevatis, bi-tri-costatis, centralibus tenuiter granulato-liratis, interstitiis excavatis; sordidè albá aut fuscescente; ligamento corneo.*

THE JANEIRO CHITON. Shell oblong-ovate, terminal valves strongly granately ribbed, lateral areas elevated, two-three-ribbed, central areas finely granulatedly ridged, interstices excavated; dull white or brownish; ligament horny.

GRAY, Spicilegia Zoologica, p. 6. f. 8.

Chiton Elenensis, Sowerby.

Hab. Rio Janeiro. St. Elena, West Columbia; Cuming.

Having discovered this to be the *C. Janeirensis* of Gray, and not the shell figured by Mr. Sowerby in his *Conch. Illustrations*, and by myself at Plate XV. of this Monograph, I propose to substitute the name *C. Sowerbianus*, for that species, which is of larger size and differently sculptured.

Species 117. (Mus. Cuming.)

CHITON FLOCCATUS. *Chit. testá ovatá, valvis undique conspicuè seriatim granatis, granis arearum centralium tenuioribus, areis lateralibus subangustis, obscurè bi-triliratis, valvâ terminali posticâ umbonatâ, abruptè retusâ; purpureo-rufo viridique vividè variegatâ; ligamento corneo, subarenaceo.*

THE WOOLLY CHITON. Shell ovate, valves conspicuously granate in rows throughout, grains of the central areas the finer, lateral areas rather narrow, obscurely two-three-ribbed, posterior terminal valve umbonated and abruptly retuse; brightly variegated with purple-red and green, ligament horny, subarenaceous.

SOWERBY, Pro. Zool. Soc. 1841. p. 104.

Hab. Cagayan, Island of Mindanao, Philippines (under stones); Galapan, Island of Mindoro, Philippines (on small stones at the depth of fifteen fathoms); Cuming.

All the examples I have seen of this species are remarkable for their richness of colouring.

Species 118. (Mus. Cuming.)

CHITON RUGULATUS. *Chit. testá oblongo-ovatá, medio lævi,*

ad extremitates lateraque concentricè corrugato-incisâ; viridi aut rubrá, maculis albidis parvis interspersis; ligamento corneo, arenaceo; albido, rubro aut viridi; tessellato.

THE FINELY WRINKLED CHITON. Shell oblong, smooth in the middle, concentrically engraved in a wrinkled manner at the sides and extremities; green or red, interspersed with small white spots; ligament horny, arenaceous, whitish, tessellated with red or green.

SOWERBY, Pro. Zool. Soc. 1833.

Hab. Puerto Portrero and Inner Lobos Island, Central America (under stones at low water); Cuming.

Chiefly distinguished by its concentric style of engraving, the wrinkled striæ of the lateral areas being parallel, in a manner, with those of the central.

Fig. 119. (Mus. Cuming.)

The shell here figured proves on further examination to be a state of the *C. fascicularis*.

For Sp. 112. see Plate XXVI.

Species 120. (Mus. Cuming.)

CHITON CRISPUS. *Chit. testá subelongato-ovatá, valvis terminalibus cæterarum areisque lateralibus subtiliter decussatim granulato-crispis, centralibus lævibus, aut, sub lente, minutissimè reticulatis; olivaceo-viridi, saturatiore multipunctatâ; ligamento minutè granuloso-coriaceo, obscurè tessellato.*

THE CRISPED CHITON. Shell rather elongately ovate, terminal valves and lateral areas of the rest finely decussately granulatedly crisped, central areas smooth, or, under the lens, very minutely reticulated; olive-green, thickly painted with dots of a darker colour; ligament minutely granulously coriaceous, obscurely tessellated.

Hab. Australia.

Allied to *C. longicymba*, but distinguished from that species by the minute decussated character of the sculpture of the lateral areas.

Fig. 121. (Mus. Cuming.)

An obscure state of the *C. Siculus*; for species 121 see Plate XXVI.

Species 122. (Mus. Cuming.)

CHITON RISSOI. *Chit. testā ovatā, valvis terminalibus cæterarum areisque lateralibus tenuè granoso-striatis, obscurè concentricè corrugatis, centralibus creberrimè striolatis; cinereā; saturatiore variegatā; ligamento minutissimè granuloso-coriaceo.*

RISSO'S CHITON. Shell ovate, terminal valves and lateral areas of the rest finely granosely striated, obscurely concentrically wrinkled, central areas very closely striated; ash colour, variegated with darker ash; ligament very minutely granosely coriaceous.

PAYRAUDEAU, Cat. Moll. de Corse, p. 87. pl. 3. f. 4-5.

Hab. Mediterranean. Coast of Sicily; Philippi.

The specimen here figured has rather a gigantic appearance from the circumstance of its being unusually large, and further magnified to the scale of the species which accompany it.

Species 123. (Mus. Cuming.)

CHITON ADELAIDENSIS. *Chit. testā subabbreviato-ovatā, undique, sub lente, minutissimè reticulatā, valvis terminalibus cæterarum areisque lateralibus tenuiliratis, liris undulatis, centralibus lævibus, areis lateralibus non elevatis; livido-olivaceā luteāque, medio fusco flammata, valvarum marginibus posticis fusco articulatis; ligamento granato-coriaceo, granis peramplis.*

THE ADELAIDE CHITON. Shell somewhat shortly ovate, very minutely reticulated throughout, under the lens, terminal valves and lateral areas of the rest finely ridged, ridges waved, central areas smooth, lateral areas not raised; livid olive and yellow, flamed with brown in the middle, posterior edges of the valves articulated with brown; ligament granately coriaceous, grains very large.

Hab. Port Adelaide, New Holland; Harvey.

A very characteristic species which there is no fear of confounding with any other.

Species 124. (Mus. Cuming.)

CHITON CILIATUS. *Chit. testā oblongo-ovatā, valvā anticā terminali radiatim octo-liratā, interstitiis undatim granoso-striatis, parvā, retusā, areis lateralibus anticè uniliratis, decussatim granoso-striatis, centralibus longitudinaliter granoso-striatis, granis undique obtusis; cinereo-viridi, medio lutescente sparsim tinctū; ligamento corneo, setis perpaucis obsito.*

THE CILIATED CHITON. Shell oblong ovate, anterior terminal valve radiately eight-ridged, interstices undately granosely striated, posterior small retuse, lateral areas anteriorly decussately granosely striated, grains obtuse throughout; ash-green, sparingly stained with yellow towards the middle; ligament horny, beset with a few bristles.

SOWERBY, Mag. Nat. Hist. 1840. Conch. Illus. f. 76.

Hab. New Zealand; Earl.

This shell approaches so nearly to the *C. Hindsii*, that it might almost be regarded as a variety; upon comparing it, however, with the young of that species it will be found that the grains of the central areas are arranged with more longitudinal precision, whilst the posterior terminal area is more retuse.

Fig. 125. (Mus. Cuming.)

CHITON LONGICYMBA.

For this species see Plate XXV. Being an extremely variable one, I have thought it necessary to give representations of further varieties.

For Sp. 125 see Pl. XXVI.

Part-49

Chiton Pl. XIX



116



117



118



119



120



121



122




123



124




125





116



117



118



119



120



121



122



123



124



125



CHITON.

PLATE XX.

(Figures moderately magnified.)

Species 126. (Mus. Cuming.)

CHITON VIRESCENS. *Chit. testá ovatá, valvis lævibus, margine postico crenulatis; vividè virescente; ligamento corneo.*

THE GREEN CHITON. Shell ovate, valves smooth, crenulated along the posterior edge; bright pale green; ligament horny.

Chiton stramineus, var. Sowerby.

Hab. — ?

Sufficiently distinguished in form from the *C. stramineus*.

Species 127. (Mus. Cuming.)

CHITON COARCTATUS. *Chit. testá oblongo-ovatá, valvis medio lævibus, subrostratis, areá reniformi utrinque minutè granuloso-asperá, deinde lævigatá, valvâ posticâ terminali umbonatá, brevi, retusá; rubescente; ligamento corneo.*

THE CONTRACTED CHITON. Shell oblong-ovate, valves smooth in the middle, somewhat beaked, with a reniform area on each side, minutely granulously rough, then smooth, posterior terminal valve umbonated, short retuse; reddish; ligament horny.

SOWERBY, Pro. Zool. Soc. 1841.

Hab. Island of Bohol, Philippines; Cuming.

The sculpture of this shell is very similar to that of the fasciculate species of the Mediterranean.

Fig. 128 and 133. (Mus. Cuming.)

Notwithstanding the apparent dissimilitude in these shells, I am forced to the conclusion that they are both varieties of the *C. rugulatus*, Sp. 118,

For Sp. 128 and 133, see Plate XXVI.

Species 129. (Mus. Cuming.)

CHITON PUNCTULATISSIMUS. *Chit. testá ovatá, lævi aut, sub lente, minutissimè reticulatá, et obscurè puncturatá; luteo-rufescente, concinnè lentiginosá, interdum hic illic intensè rubido-castaneá; ligamento minutissimè squamato-coriaceo.*

THE FINELY PUNCTURED CHITON. Shell ovate, smooth, or, under the lens, very minutely reticulated, and

obscurely punctured; yellowish-red, prettily speckled, sometimes stained in parts with deep reddish chesnut; ligament very minutely squamately coriaceous.

SOWERBY, Pro. Zool. Soc. 1847.

Hab. Shores of Peru, (found on dead shells at a depth of from six to ten fathoms); Cuming.

Obscurely punctured and neatly freckled in colour throughout.

Species 130. (Mus. Cuming.)

CHITON CATENULATUS. *Chit. testá subelongato-ovatá, valvis terminalibus cæterarum areisque lateralibus striis concentricè rugulatis, centralibus creberrimè minutè liratis; virescente-flavá; ligamento corneo.*

THE CATENULATE CHITON. Shell somewhat elongately ovate, terminal valves and lateral areas of the rest wrinkled with concentric striae, central areas very closely minutely ridged; greenish yellow, ligament horny.

SOWERBY, Pro. Zool. Soc. 1832.

Hab. Inner Lobos Island, coast of Peru (under stones at low water); Cuming.

Partaking rather of the character of *C. rugulatus*.

Species 131. (Mus. Cuming.)

CHITON PALLIDULUS. *Chit. testá elongatá, valvis terminalibus cæterarum areisque lateralibus concentricè undulato-rugatis, centralibus minutè asperis; undique albidá; ligamento corneo, arenaceo, albido.*

THE PALE CHITON. Shell elongated, terminal valves and lateral areas of the rest concentrically undulately wrinkled, central areas minutely rough; whitish throughout; ligament horny, arenaceous whitish.

Hab. — ?

In detail of sculpture, this shell is not much unlike the *C. rugulatus*, from which however it may be distinguished by the semilunar form of the valves.

Species 132. (Mus. Cuming.)

CHITON PULCHERRIMUS. *Chit. testá oblongo-ovatá, medio subangulatim elevato, valvis terminalibus conspicuè tricostatis, costis nodulosis, cæterarum areis lateralibus tricostatis, costis quoque nodulosis, areis centralibus*

subprofundè sulcatis, sulcis clathratis, valvâ posticâ terminali umbonatâ; viridi-fuscescente, rubido tinctâ; ligamento granato-coriaceo.

THE VERY BEAUTIFUL CHITON. Shell oblong-ovate, somewhat angularly raised in the middle, terminal valves conspicuously ribbed, ribs nodulous, central areas somewhat deeply grooved, grooves latticed, posterior terminal valve umbonated; greenish brown, stained with red; ligament granately coriaceous.

SOWERBY, Pro. Zool. Soc. 1841. p. 103.

Hab. Gindulman, Island of Bohol, Philippines (in the crevices of rocks at low water); Cuming.

The sculpture of this species is very elaborate and developed with peculiar force.

Species 134. (Mus. Cuming.)

CHITON SUEZIENSIS. *Chit. testâ oblongo-ovatâ, valvis ad latera creberrimè concentricè undulato-rugatis, rugis medium versus obliquis, umbonibus subrostratis depressis; lutescente, pallidè coccineo viridique eximie tinctâ, ligamento corneo.*

THE SUEZ CHITON. Shell oblong-ovate, valves very closely concentrically wrinkled at the sides, with oblique wrinkles towards the middle; yellowish, deli-

cately stained with pale scarlet and green; ligament horny.

Hab. Gulf of Suez.

A very interesting and well-defined species, from the collection of W. Metcalfe, Esq.

Species 135. (Mus. Cuming.)

CHITON LAQUEATUS. *Chit. testâ oblongo-ovatâ, valvis obtusè rugoso-granatis, anticâ terminali quinque-costatâ, costis depressiusculis, posticâ terminali vix umbonatâ, concavo-depressâ, ecostatâ, cæterarum areis lateralibus unicostatis, centralibus medio subcarinatis; violaceo-purpureâ, albo viridique notatâ; ligamento corneo.*

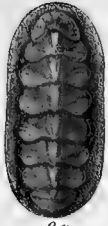
THE FLUTED CHITON. Shell oblong-ovate, valves obtusely roughly grained, anterior terminal valve five-ribbed, ribs rather depressed, posterior terminal valve scarcely umbonated, concavely depressed, not ribbed, lateral areas of the rest one-ribbed, central areas slightly keeled in the middle; violet purple, marked with white and green; ligament horny.

Hab. Calapan, Island of Mindoro, Philippines (found in coarse sand among small stones at the depth of nine fathoms); Cuming.

The umbonal ridge of this very characteristic species is marked in each valve with a triangular spot.



126



127



128



129



130




131



132



133



134



135





126



128



127



129




130



131



132



133



134



135



CHITON.

PLATE XXI.

Species 136. (Mus. Gray.)

CHITON COLLIEI. *Chit. testá ovatá, valvâ anticâ terminali octo-radiatâ, posticâ parvâ, umbonatâ, areis lateralibus granatis, marginibus conspicuè elevatis, fortiter granatis, areis centralibus longitudinaliter tenuiliratis, liris minutè granulatis, subundulatis, interstitiis excavatis; olivaceo-nigricante; ligamento corneo, densissimè longisetoso.*

COLLIE'S CHITON. Shell ovate, anterior terminal valve eight-rayed, the posterior small, umbonated, lateral areas grained, edges conspicuously raised, strongly grained, central areas longitudinally finely ridged, ridges minutely granulated, a little waved, interstices excavated; olive-black, ligament horny, very thickly beset with long bristles.

GRAY, MSS. (private cabinet.)

Hab. — ?

A most elaborately sculptured species, chiefly remarkable on account of the lateral areas being depressely flattened, whilst their strongly granulated edges are conspicuously raised, in the form of diverging ridges. It appears to have been collected during the voyage of H.M.S. Blossom, and is extremely well figured by Mr. Sowerby in Capt. Beechey's volume of the Zoology (Pl. 41. fig. 17); having been named, however, *C. setosus* in error, Mr. Gray proposes that it be dedicated to the memory of the late Mr. Collie, assistant-surgeon of the Expedition.

Fig. 137. (Mus. Gray.)

The specimen here represented proves to be a state of the *C. Barnesii*, in which the ligament is stripped of its calcareous grains, and the valves contracted one upon the other. For Species 137, see Pl. XXVI.

Species 138. (Mus. Brit.)

CHITON GUILDINGII. *Chit. testá ovatâ, valvis medio lævibus aut striatis, ad latera unicastatis et nitidè undato-corrugatis, posticâ terminali retusâ; lateribus viridibus, medio albâ, nigro flammâtâ; ligamento corneo, translucido, densè setoso.*

GUILDING'S CHITON. Shell ovate, valves smooth, or striated in the middle, with a single rib at the sides, the ground sculpture being neatly waved-wrinkled, posterior terminal valve retuse; sides green, white in

the middle, flamed with black; ligament horny, transparent, densely bristled.

Chiton setosus, Wood, Ind. Test. Supp.

Hab. St. Vincents, West Indies.

I dedicate this interesting and apparently rare species, to the memory of the Rev. Lansdowne Guilding, to whom science is much indebted for his investigation of the natural history of the island of which it is an inhabitant.

Species 139. (Mus. Brit.)

CHITON NOBILIS. *Chit. testá ovatâ, lævigatâ aut punctuliculis minutis elevatis undique creberrimè notatâ, areis lateralibus exiliter radiatim sulcatis; rufescente-chocolato-fuscâ, immaculatâ; ligamento corneo, setis duris brevissimis obsito.*

THE NOBLE CHITON. Shell ovate, smooth or very closely marked throughout with minute raised dots, lateral areas faintly radiately grooved; reddish chocolate-brown, unspotted; ligament horny, beset with very short hard bristles.

GRAY, MSS. British Museum.

Hab. — ?

A fine species, of simple character yet perfectly distinct; indeed it has no similitude with any hitherto described.

Species 140. (Mus. Brit.)

CHITON VIRGULATUS. *Chit. testâ oblongo-vel subelongato-ovatâ, valvis terminalibus cæterarum areisque lateralibus creberrimè radiatim striatis, striis elevatis, crassiusculis deinde tenuioribus et undulatis, areis centralibus pulcherrimè longitudinaliter arcuatim elevato-striatis; olivaceâ, medio lutescente olivaceo variegatâ; ligamento granoso-coriaceo, tessellato.*

THE STRIPED CHITON. Shell oblong or subelongately ovate, terminal valves and lateral areas of the rest very closely radiately striated, striæ raised, rather thick, then thin, and little waved, central areas very beautifully arcuately elevately striated; dark olive, yellowish in the middle, variegated with olive; ligament granosely coriaceous, tessellated.

SOWERBY, Mag. Nat. Hist. 1840.

Hab. — ?

The form of this species varies considerably from oblong-

ovate to somewhat elongately ovate; it is characterized by a particularly neat style of sculpture.

Species 141. (Mus. Cuming.)

CHITON CIMOLIUS. *Chit. testā oblongo-ovatā, valvis terminalibus cæterarum areisque lateralibus radiatim granatis, granis solitariis, subirregularibus, peculiariter decumbentibus, valvā anticā terminali umbonem versus retrorsum inflexā, posticā conspicuè umbonatā, areis centralibus mediò lævibus, utrinque liratis, liris tenuibus, vix granulatis subdistantibus interstitiis excavatis; lutescente-fuscā; ligamento squamato-coriaceo, tessellato.*

THE FULLER'S-EARTH CHITON. Shell oblong-ovate, terminal valves and lateral areas of the rest radiately grained, grains solitary, somewhat irregular, peculiarly decumbent, anterior terminal valve reflected back towards the umbo, posterior conspicuously umbonated, central areas smooth in the middle, ridged on each side, ridges thin, scarcely granulated, rather distant, interstices hollowed; yellowish-brown; ligament squamately coriaceous, tessellated.

Hab. Australia.

Allied in form, but not in sculpture, to the *C. volvox*; at a loss for a name, I have distinguished its resemblance in colour to the common fuller's clay.

Species 142. (Mus. Brit.)

CHITON NOVÆ-HOLLANDIÆ. *Chit. testā oblongo-ovatā, valvis terminalibus cæterarum areisque lateralibus obscure radiatim verrucoso-liratis et concentricè irregulariter sulcatis, areis centralibus lævibus, aut, sub lente, minutissimè reticulatis; viridi, olivaceo maculatā; ligamento granoso-coriaceo, nigricante.*

THE NEW HOLLAND CHITON. Shell oblong-ovate, terminal valves and lateral areas of the rest obscurely radiately verrucosely ridged and concentrically irregularly grooved, central areas smooth, or, under the lens, very minutely reticulated; green, blotched with olive; ligament granosely coriaceous, blackish.

GRAY, MSS. British Museum.


Hab. New Holland.

The general aspect of this shell is not much unlike that of the *C. australis*, from the same locality; it is, however, amply distinguished by its smooth central areas, the obscurely wart-like character of the radiating ridges of the lateral areas and its olive-blotched style of painting.






137




136



138




139



140



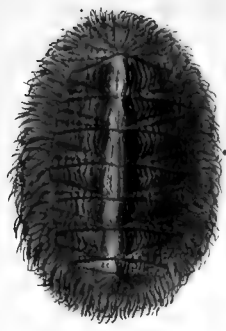
142



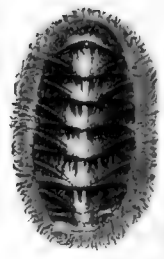
141




137




136




138




139



140



142



141



CHITON.

PLATE XXII.

(Specimens moderately magnified.)

Species 143. (Mus. Cuming.)

CHITON SINCLAIRI. *Chit. testā ovatā, valvis terminalibus cæterarum areisque lateralibus granis amplis depressiusculis conspicuè radiatis, centralibus medio lævibus, utrinque corrugato-striatis; ligamento squamato-coriaceo; olivaceo-viridi, albi-lentiginosā.*

SINCLAIR'S CHITON. Shell ovate, terminal valves and lateral areas of the rest conspicuously rayed with large rather depressed grains, central areas smooth in the middle, wrinkled on each side; ligament squamately coriaceous; olive-green, speckled with white.

GRAY, Spicilegia Zoologica.

Hab. Van Dieman's Land; Dr. Sinclair R.N.

Very closely allied to the *C. Capensis* and *pellis-serpentis*, but distinguished from both by the peculiar structure of the granules, which, to use a mournful comparison, have an appearance like the nails on a coffin.

Species 144. (Fig. *a* and *b*. Mus. Brit.)

CHITON STRIOLATUS. *Chit. oblongo-ovatā, valvis medio lævibus, aut, sub lente, minutissimè reticulatis, latera versus concentricè undulato-striatis; viridescente aut rosaceā; ligamento squamato-coriaceo, squamis parvis, sub lente minutissimè striolatis.*

THE FINELY STRIATED CHITON. Shell oblong-ovate, valves smooth, or, under the lens, very minutely reticulated, in the middle, concentrically undulately striated towards the sides; greenish or pinkish; ligament squamately coriaceous, scales small, very minutely striated under the lens.

GRAY, Spicilegia Zoologica.

Hab. Rio de Janeiro.

The fine transverse striæ which characterize the scales of the ligament, are only to be discerned with the aid of a powerful lens.

Species 145. (Mus. Brit.)

CHITON CASTUS. *Chit. testā oblongo-ovatā, undique conspicuè granulatis, granulis solitariis, arearum centralium seriatim longitudinaliter ordinatis, lateralium promiscuis; subrosaceā et lutescente; ligamento corneo, setigero.*

THE CHASTE CHITON. Shell oblong-ovate, conspicuously granulated throughout, granules solitary, arranged on the central areas in longitudinal rows, on the lateral areas promiscuously; pinkish and yellowish; ligament horny, bristly.

Hab. — ?

A very delicate and neatly sculptured species, distinguished by the character and arrangement of the granules.

Species 146. (Mus. Brit.)

CHITON CROCINUS. *Chit. testā ovatā, valvis terminalibus cæterarum areisque lateralibus rugis undulatis concentricè exculptis, superficie minutissimè puncturatā, centralibus liris minutis obliquis undulato-decussatis; crocinā, medio purpurascete tinctā; ligamento corneo, tessellato.*

THE SAFFRON CHITON. Shell ovate, terminal valves and lateral areas of the rest concentrically sculptured with waved wrinkles, the surface being most minutely punctured, central areas undulately decussated with minute ridges; saffron yellow, stained in the middle with light purple; ligament horny, tessellated.

Hab. — ?

A species most peculiar in colour, and not less in sculpture; the surface of the central areas having the appearance of coarse cloth or canvas.

Species 147. (Mus. Brit.)

CHITON ILLUMINATUS. *Chit. testa ovatā, valvis terminalibus cæterarum areisque lateralibus minutè granoso-scabris, centralibus subtilissimè liratis, liris subgranulatis, interstitiis excavatis, minutissimè reticulatis; ligamento corneo, arenaceo; undique rufā, ligamento maculis albis ornato.*

THE ILLUMINATED CHITON. Shell ovate, terminal valves and lateral areas of the rest minutely granosely rough, central areas very finely ridged, ridges slightly granulated, interstices hollow and very minutely reticulated; ligament horny, arenaceous; red throughout, ligament marked with white spots.

Hab. Straits of Magalhaens.

The shell and ligament are all of an uniform red colour,

May, 1847.

the latter being marked with a white light exactly in the places occupied, in the fasciculate species, by the tufts of spiculæ.

Species 148. (Mus. Brit.)

CHITON DIEFFENBACHII. *Chit. testâ subelongato-ovatâ, valvis punctis minutissimis elevatis obsitis; areis lateralibus vix elevatis, valvâ posticâ terminali umbonatâ; rubro, viridi luteoque variegatâ; ligamento corneo, arenaceo.*

DIEFFENBACH'S CHITON. Shell somewhat elongately ovate, valves covered with very minute raised dots, lateral areas scarcely raised, posterior terminal valve umbonated; variegated with red green and yellow; ligament horny, arenaceous.

Hab. Newcastle, Australia; Dr. Dieffenbach.

Named in honour of the eminent traveller in New Zealand and Australia, to whom we are indebted for much interesting information on the physical and natural history of those countries.

Species 149. (Mus. Brit.)

CHITON INSIGNIS. *Chit. testâ ovatâ, valvis lævibus, areis lateralibus vix elevatis; flavescente-rubrâ, areis centralibus rubidis, lineis albidis transversis, acutè undulatis, peculiariter notatis, valvarum margine postico albiarticulato; ligamento corneo, arenaceo.*

THE MARKED CHITON. Shell ovate, valves smooth, lateral areas scarcely raised; yellowish red, central areas darker red, peculiarly marked with fine sharp zigzag white transverse lines, posterior edge of the valves articulated with white; ligament horny, arenaceous.

Hab. Sitka, New Archangel; Hinds.

A striking species, collected by Mr. Hinds at the above-mentioned locality, during the expedition of the 'Sulphur,' but omitted in his 'Mollusca' of that voyage.

Species 150. (Mus. Brit.)

CHITON STANGERI. *Chit. testâ ovatâ, valvis terminalibus cæterarum areisque lateralibus granis subquadratis appressis, densè compactis, radiatis, centralibus medio lævibus, utrinque crebriliratis, interstitiis subprofundis; luteâ viridique, maculis viridibus tessellatâ; ligamento squamato-coriaceo.*

STANGER'S CHITON. Shell ovate, terminal valves and lateral areas of the rest rayed with rows of closely packed square appressed granules, central areas smooth in the middle, closely ridged on each side, interstices rather deep; yellow and green, tessellated with green spots; ligament squamately coriaceous.

Hab. New Zealand; Dr. Stanger.

Dedicated to the honour of another eminent traveller in New Zealand, whose name is worthy of being recorded under the present genus.

Species 151. (Mus. Brit.)

CHITON CAPENSIS. *Chit. testâ ovatâ, valvis terminalibus cæterarum areisque lateralibus radiatim multiseriatis, striis granulatis, centralibus lævibus aut latera versus leviter striatis; olivaceâ et viridescente; ligamento squamato-coriaceo, squamis grandibus.*

THE CAPE CHITON. Shell ovate, terminal valves and lateral areas of the rest radiately many-striated, striæ granulated, central areas smooth or slightly striated towards the sides; olive and green, ligament squamately coriaceous, scales large.

GRAY, Spicilegia Zoologica.

Hab. Cape of Good Hope; Capt. Carmichael.

The general aspect of this shell is not much unlike that of the *C. pellis-serpentis*; it is, however, uniformly smaller, and there is a considerable modification of the sculpture.




143



144^a



144^b




145



146



147



148



149



150



151






143



144^a



144^b



145



146



147



148



149



150



151



CHITON.

PLATE XXIII.

(Specimens moderately magnified.)

Species 152. (Mus. Brit.)

CHITON CANCELLATUS. *Chit. testá oblongo-ovatá, valvis terminalibus cæterarum areisque lateralibus creberrimè granulatis, posticá terminali conspicuè umbonatá, areis centralibus longitudinaliter minutè sulcatis, sulcis latera versus subprofundis; albicante; ligamento corneo arenaceo.*

THE CANCELLATED CHITON. Shell oblong-ovate, terminal valves and lateral areas of the rest very closely granulated, posterior terminal valve conspicuously umbonated, central areas longitudinally minutely grooved, with the interstices cancellated, grooves rather deep towards the sides; whitish; ligament horny, arenaceous.

LEACH? Sowerby, Conch. Illus. f. 104. *a* and *b*.

Hab. Coast of Scotland.

This shell, with the aid of a good lens, will be found to have a very neat arrangement of sculpture, the central areas being curved with finely cancellated grooves, whilst the lateral are crowded with minute granules. It is perfectly distinct from the white variety of *C. cinereus* which has been confounded with it.

Species 153. (Mus. Brit.)

CHITON PULCHELLUS. *Chit. testá ovatá, valvis terminalibus radiatim nodoso-costatis, costis amplis areis lateralibus bicostatis, centralibus peculiariter minutè foveolatis; ligamento corneo; undique luteo-albidá.*

THE PRETTY CHITON. Shell ovate, terminal valves radiately nodosely ribbed, ribs large, lateral areas two-ribbed, central areas peculiarly minutely pitted; ligament horny; yellowish white throughout.

GRAY, Spicilegia Zoologica.

Hab. Arica, Peru; Rev. W. V. Hennah.

The central areas of this pretty species are distinguished by a peculiarly indented or honey-comb style of sculpture.

Species 154. (Mus. Brit.)

CHITON INQUINATUS. *Chit. testá oblongo-ovatá, valvis terminalibus cæterarum areisque lateralibus concentricè subobscure costatis, tenuè radiatim sulcatis, areis cen-*

tralibus longitudinaliter tenuiliratis; ligamento corneo, arenaceo; albidá, maculá fusciscente per summitatem umbonalem utriusque valvæ tinctá.

THE SOILED CHITON. Shell oblong-ovate, terminal valves and lateral areas of the rest concentrically somewhat obscurely ribbed, finely radiately grooved, central areas longitudinally finely ridged; ligament horny, arenaceous; whitish, stained with a light brown spot along the summit of each valve.

Hab. Van Dieman's Land; Dr. Sinclair.

This shell is sometimes partially stained throughout with the faint brown colour which appears on the umbonal summit.

Species 155. (Mus. Brit.)

CHITON SEGMENTATUS. *Chit. testá suboblongo-ovatá, valvis terminalibus cæterarum areisque lateralibus nodis grandibus solitariis radiatim ordinatis pulcherrimè calatis, areis centralibus longitudinaliter tenuiliratis, liris angustis, subgranulatis, interstitiis excavatis; ligamento corneo, granoso-coriaceo; albicante, lateribus rufescentibus, maculá albá, fusco-marginatá, per summitatem utriusque valvæ.*

THE EMBROIDERED CHITON. Shell somewhat oblong ovate, terminal valves and lateral areas of the rest very beautifully carved with rays of large isolated nodules, central areas longitudinally finely ridged, ridges narrow, slightly granulated, interstices hollowed; ligament horny, granosely coriaceous; whitish, sides reddish, with a brown-edged white spot along the summit of each valve.

Hab. — ?

A truly interesting species, amply distinguished from any other.

Fig. 156. (Mus. Gray.)

CHITON MILLERI. *Chit. testá ovatá, lævigatá, areis centralibus, sub lente, minutissimè reticulatis, lateralibus tenuissimè striatis; olivaceá vel interdum albá, nigro maculatá aut punctatá; ligamento granoso-coriaceo, nigro luteoque tessellato.*

May, 1847.

MILLER'S CHITON. Shell ovate, smooth, central areas, under the lens, most minutely reticulated, lateral areas very finely striated; olive or sometimes white, blotched and dotted with black; ligament granosely coriaceous, tessellated with black and yellow.

GRAY, *Spicilegia Zoologica*.

Hab. Eastern Seas.

Extremely variable in colour, as may be seen in the further varieties figured in Pl. XXIV.

Species 157. (Mus. Gray.)

CHITON MEDITERRANEUS. *Chit. testá oblongo-ovatá, valvis terminalibus cæterarum areisque lateralibus concentricè undulato-scabris, centralibus longitudinaliter sulcatis; albicante; ligamento granoso-coriaceo, fusciscente.*

THE MEDITERRANEAN CHITON. Shell oblong-ovate, terminal valves and lateral areas of the rest undulately scabrous, central areas longitudinally grooved; whitish; ligament granosely coriaceous, pale brown.

GRAY, MSS. (private cabinet).

Hab. Mediterranean.

In order not to confound this shell with the *C. Rissoi*, it may be observed that the lateral areas in that species are granulated.

The central figure, without number, represents the young of *C. Hennahi*.

Species 158. (Mus. Brit.)

CHITON CARINULATUS. *Chit. testá oblongo-ovatá, valvis terminalibus cæterarum areisque lateralibus concentricè et radiatim subobscurè liratis, granulis obtusis corrugato-ordinatis creberrimè exculptis, areis centralibus quoque granulatis, medio lævibus, summitate peculiariter carinatis; rubicundá; ligamento subtiliter squamato-coriaceo.*

THE FINELY KEELED CHITON. Shell oblong-ovate, terminal valves and lateral areas of the rest concentrically and radiately somewhat obscurely ridged, and sculptured with obtuse granules arranged in wrinkles, central areas also granulated, smooth in the middle, peculiarly keeled at the summit; ruddy rose; ligament finely squamately coriaceous.

Hab. Van Dieman's Land; Dr. Sinclair, R.N.

An extremely interesting species keeled in a peculiar manner along the umbonal summit.

Species 159. (Mus. Cuming.)

CHITON CATILLUS. *Chit. testá ovatá, anticè attenuatá, valvis terminalibus cæterarum areisque lateralibus concentricè liratis, granulis minutis radiatis, centralibus subtilissimè sulcatis et cancellatis; albidá; ligamento corneo, arenaceo.*

THE DISH CHITON. Shell ovate, attenuated anteriorly, terminal valves and lateral areas of the rest concentrically ridged, radiated with minute granules; central areas very finely grooved and cancellated; whitish, ligament horny, arenaceous.

Hab. — ?

Distinguished by its anteriorly attenuated form, and general arrangement of sculpture.

Species 160. (Mus. Gray.)

CHITON CINGILLATUS. *Chit. testá ovatá, valvis lævibus, liris duabus tribusve concentricis prope marginem circumdatá; olivaceá; ligamento granoso-coriaceo.*

THE GIRDLED CHITON. Shell ovate, valves smooth, surrounded near the margin with two or three concentric ridges; olive; ligament granosely coriaceous.

Hab. South America; Capt. Forbes Young.

The ridges at the end of the lateral areas form rows of concentric circles round the shell which are very characteristic.



152



153



154



155



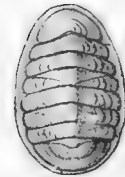
156



157



158



159



160

26
2
7

Pl. III.

Pl. VIII.



158



159




160



161



162



CHITON.

PLATE XXIV.

(Figures of the natural size.)

Species 161. (Mus. Brit.)

CHITON PROPRIUS. *Chit. testá ovatá, valvis terminalibus cæterarum areisque lateralibus liris brevibus transversis, irregularibus solitariis peculiariter exsculptis, centralibus minutissimè reticulatis, valvâ posticâ terminali umbonatâ; cinereo-olivaceâ; ligamento squamato-coriaceo, tessellato.*

THE PECULIAR CHITON. Shell ovate, terminal valves and lateral areas of the rest peculiarly sculptured with irregular solitary short transverse ridges, central areas very minutely reticulated, posterior terminal valve umbonated; ash-olive; ligament squamately coriaceous, tessellated.

Hab. West coast of Central America; Dr. Sinclair, R.N.

This is certainly a very characteristic species; there is a peculiarity in the sculpture of the terminal and lateral areas, which I find it difficult to convey by description.

Species 162. (Mus. Brit.)

CHITON ARBUTUM. *Chit. testá ovatá, valvis terminalibus cæterarum areisque lateralibus striis granatis, posticè divergentibus, reticulatim decussatis, areis centralibus granulis obtusis subquadratis creberrimè exsculptis; viridi aut rufescente, nigripunctatâ; ligamento squamato-coriaceo, tessellato.*

THE STRAWBERRY CHITON. Shell ovate, terminal valves and lateral areas of the rest reticulately decussated with grained striæ diverging off posteriorly, central areas very closely sculptured with blunt squarish granules; green or reddish, dotted with black; ligament squamately coriaceous, tessellated.

Hab. — ?

An interesting species of which there are several examples in the British Museum, but without any information attached.

Species 163. (Fig. *a* to *d* Mus. Brit.)

CHITON LONGICYMBA. *Chit. testá oblongo-ovatá, valvis terminalibus cæterarum areisque lateralibus tenuiter liratis, liris subgranatis irregulariter radiatim divergentibus, areis centralibus minutè reticulatis; colore variâ; ligamento corneo, arenaceo.*

THE CANOE CHITON. Shell oblong-ovate, terminal valves

and lateral areas of the rest finely ridged, ridges slightly grained and irregularly radiately diverging, central areas minutely reticulated; colour variable; ligament horny, arenaceous.

DE BLAINVILLE, Dict. des Sci. Nat. vol. xxxvi. pl. 542.

Hab. New Holland.

It would be vain to attempt to describe the variation which this species exhibits in colour and design of painting; in this respect, it is of all *Chitons* the most variable, but the sculpture is uniform throughout.

Species 164. (Mus. Brit.)

CHITON MUSCARIUS *Chit. testá ovatá, valvis terminalibus cæterarum areisque lateralibus subrugosis, radiatim sulcatis, centralibus lævibus et minutè creberrimè puncturatis; olivaceo-viridi, medio rufescente, punctis nigris cæruleo-marginatis undique pictâ; ligamento granato-coriaceo, granis amplis.*

THE FLY SPOT CHITON. Shell ovate, terminal valves and lateral areas of the rest roughish and radiately grooved, central areas smooth and minutely very closely punctured; olive-green, reddish in the middle, painted throughout with black dots; ligament granosely coriaceous, grains large.

Hab. — ?

Allied to the *C. punctulatissimus*, but easily distinguished on comparison.

Species 165. (Mus. Brit.)

CHITON LENTIGINOSUS. *Chit. testá ovatá, undique minutissimè reticulatâ, areis lateralibus subobscurè concentricè sulcatis; aurantio-luteâ vel olivaceâ, punctis livido-cæruleis aspersâ; ligamento squamato-coriaceo, tessellato.*

THE SPECKLED CHITON. Shell ovate, very minutely reticulated throughout, lateral areas somewhat obscurely concentrically grooved; orange-yellow or olive, sprinkled with livid blue dots; ligament squamately coriaceous.

SOWERBY, Conch. Illus. f. 120.

Hab. Newcastle, Australia; Dr. Dieffenbach.

Variable in the ground colour, but constantly characterized by a sprinkling of livid blue dots.



161



161



162



163



163



163



163




164



164



165



Chilton



161^a



161



162



163^a



163^b



164



163^c



164



165



166

$$\begin{array}{r} -4 \\ 100 \\ 126 \\ -10 \\ \hline 3.14.6 \\ \hline 2.34 \end{array}$$

CHITON.

PLATE XXV.

Species 166. (Mus. Cuming.)

CHITON HASTATUS. *Chit. testā lanceolato-ovatā, valvā posticā terminali peculiariter acuminatā, valvis summitate lævibus, utrinque minutè granoso-scabris; cinereo-albidā, medio nigricante; ligamento corneo, fasciculis parvis munito.*

THE SPEARED CHITON. Shell lanceolately ovate, posterior terminal valve peculiarly acuminated, valves smooth at the summit, minutely granulously roughened on each side; ashy white, blackish in the middle; ligament horny, furnished with small fasciculi.

SOWERBY, Conch. Illus. f. 127.

Hab. — ?

The acuminated growth of the valves constitutes a remarkable feature in this species; in sculpture it approaches the *C. hirudiniformis*.

Species 167. (Mus. Cuming.)

CHITON LUZONICUS. *Chit. testā ovatā, valvis terminalibus cæterarum areisque lateralibus radiatim granulato-liratis, centralibus longitudinaliter liratis, liris subdistantibus; albidā, viridi longitudinaliter flammata; ligamento corneo.*

THE LUZON CHITON. Shell ovate, terminal valves and lateral areas of the rest radiately granulously ridged, central areas longitudinally ridged, ridges rather distant; whitish, longitudinally flamed with green; ligament horny.

SOWERBY, Pro. Zool. Soc. 1841.

Hab. Sorsogon, Island of Luzon, Philippines (found attached to dead shells at the depth of fifteen fathoms); Cuming.

Apparently distinct, though it has the appearance of being an immature shell.

Fig. 168. (Mus. Cuming.)

This appears to be identical with Mr. Gray's *C. pulchellus*.

For Sp. 168. see Pl. XXVII.

Species 169. (Mus. Cuming.)

CHITON ANTIQUUS. *Chit. testā oblongo-ovatā, valvis ter-*

minalibus radiatim costatis, areis lateralibus bicostatis, costis grandibus, tumidis, subnodosis, areis centralibus longitudinaliter tenuiliratis, lirarum interstitiis minutè clathratis; olivaceo-viridi; ligamento corneo, squamato-coriaceo.

THE ANTIQUE CHITON. Shell oblong-ovate, terminal valves radiately ribbed, lateral areas two-ribbed, ribs large, swollen, subnodose, central areas longitudinally finely ridged, interstices between the ridges minutely latticed; olive-green; ligament horny, squamately coriaceous.

Hab. Australia.

In the specimen of this beautifully carved species here represented, the ligament is unfortunately denuded of its scales; it approaches the *C. pulchellus* but differs in the sculpture of the central areas.

Species 170. (Mus. Cuming.)

CHITON DISSIMILIS. *Chit. testā oblongo-ovatā, valvis terminalibus cæterarum areisque lateralibus lævibus, areis centralibus longitudinaliter sulcatis, medio lævibus; rufo-fuscescente alboque variā; ligamento granoso-coriaceo, tessellato.*

THE DISSIMILAR CHITON. Shell oblong-ovate, terminal valves and lateral areas longitudinally grooved, smooth in the middle; variegated with reddish brown; ligament granosely coriaceous, tessellated.

Hab. — ?

Approximating in some measure to the *C. tulipa*.

Species 171. (Mus. Cuming.)

CHITON CAJETANUS. *Chit. testā subelongtato-ovatā, valvis terminalibus cæterarum areisque lateralibus concentricè costatis, costis grossis, areis centralibus longitudinaliter striatis; opaceo-albā; ligamento corneo.*

THE CAJETA CHITON. Shell somewhat elongately ovate, terminal valves and lateral areas of the rest concentrically ribbed, ribs stout, central areas longitudinally striated; opaque-white; ligament horny.

POLI, Test. utr. Sicil. pl. 4. f. 1.

Hab. Mediterranean.

A solid shell remarkable for the bold concentric sculpture of its terminal and lateral areas.

May, 1847.

Species 172. (Mus. Cuming.)

CHITON CALIGINOSUS. *Chit. testá ovatá, valvis terminalibus cæterarum areisque lateralibus radiatim striatis, striis hic illic bifurcatis, areis centralibus minutè reticulatis; olivaceá, nigricante variá, valvarum marginibus posticis nigro-articulatis, ligamento granoso-coriaceo*

THE GLOOMY CHITON. Shell ovate, terminal valves and lateral areas of the rest radiately striated, striæ here and there bifurcated, central areas minutely reticulated; olive, variegated with black, posterior margins of the valves articulated with black; ligament granosely coriaceous.

Hab. Island of Negros, Philippines (under stones at low water); Cuming.

The articulated painting along the posterior edges of the valves is rather a conspicuous feature in this species.

Fig. 114.

The shell here figured has been unfortunately mislaid since the drawing was executed.

For Sp. 114 see Pl. XXVII.

Species 119. (Mus. Cuming.)

CHITON ROSEUS. *Chit testá subelongato-ovatá, valvis omnibus pulcherrimè concentricè sulcatis, sulcis leviter*

undulatis, valvâ posticâ terminali conspicuè umbonatâ; purpureo-roseâ.

THE ROSE CHITON. Shell somewhat elongately ovate, all the valves very beautifully concentrically grooved, grooves a little waved, posterior terminal valve conspicuously umbonated; purple-rose

SOWERBY, Pro. Zool. Soc. 1832. p. 58.

Hab. Island of Plata, West Columbia (found attached to dead shells at the depth of seventeen fathoms); Cuming.

A very peculiarly sculptured species of an uniform semitransparent purple-rose hue.

Species 121. (Mus. Cuming.)

CHITON PICUS. *Chit. testá ovatá, anticè subattenuatá, valvis terminalibus cæterarum areisque lateralibus granulatis, granulis obtusis, confertis, areis centralibus minutè reticulatis; nigro alboque variá; ligamento granoso-coriaceo.*

THE MAGPIE CHITON. Shell ovate, a little attenuated anteriorly, terminal valves and lateral areas of the rest granulated, granules obtuse, close-set; central areas minutely reticulated; variegated with black and white; ligament granosely coriaceous.

Hab. — ?

Certainly distinct from any other species that as come under my notice.




166



167



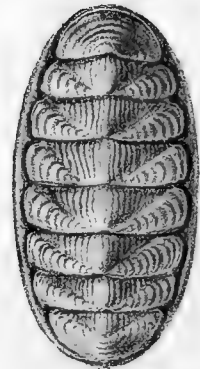
168



169



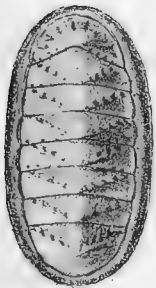
170




171



172



173



174



175



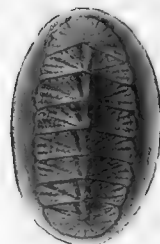
Palmer




166



167



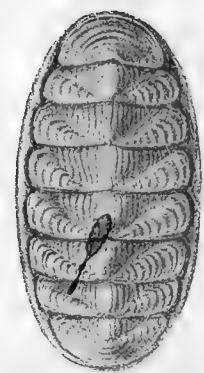
168



169



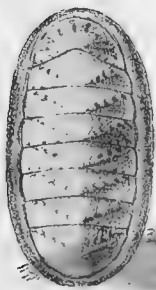
170



171




172



173



174



175



CHITON.

PLATE XXVI.

(Specimens slightly magnified.)

Species 114. (Mus. Belcher.)

CHITON PETASUS. *Chit. testā parvā, subabbreviato-ovatā, valvis medio areā trigonā subrostratā politā, utrinque rugoso-granatis; vividè coccineā; ligamento latissimo, præcipuè anticè, quoque vividè coccineo, setis pilisve brevibus hic illic obsito.*

THE COAL-PORTER'S CAP CHITON. Shell small, somewhat abbreviately ovate, valves with a polished slightly beaked triangular area in the centre, roughly granulated on each side; bright scarlet; ligament very broad, especially in front, also bright scarlet, beset here and there with short hairs and bristles.

Hab. Cape Rivers; Belcher.

A beautiful little bright scarlet shell enframed within a broad swollen ligament of the same very striking colour; in the form of the ligament it is the nearest approach I have seen to that remarkable species the *C. Blainvillii*.

For this and other interesting species represented in the accompanying plate, I am indebted to the kindness and liberality of Capt. Sir Edward Belcher, by whom they were collected during his recent voyage in H.M.S. Samarang.

Species 177. (Mus. Metcalfe.)

CHITON SCULPTUS. *Chit. testā oblongā, valvis terminalibus cæterarum areisque lateralibus rugis granosis amplis posticè divergentibus conspicuè sculptis, areis centralibus striis acutè undulatis minutè reticulatis; ligamento minutissimè squamato-coriaceo.*

THE SCULPTURED CHITON. Shell oblong, terminal valves and lateral areas of the rest conspicuously sculptured with large granose wrinkles diverging posteriorly, central areas minutely reticulated with sharply undulated striæ; ligament very minutely squamately coriaceous.

SOWERBY, Conch. Illus. Cat. no. 44. f. 66.

Hab. —?

Approximating in character to the *C. Proteus*, of which there is such a beautiful suite of specimens in the British Museum. Should it prove to be one of the states of that species the name *sculptus* must be applied to the whole.

Species 125. (Mus. Metcalfe.)

CHITON LÆVIS. *Chit. testā ovatā, valvis concentricè striatis, undique minutissimè reticulato-granulosis; rubrā, viridescente hic illic marmoratā; ligamento minutissimè granoso-coriaceo.*

THE SMOOTH CHITON. Shell ovate, valves concentrically striated, very minutely reticulately granulated throughout; red, marbled here and there with light green; ligament very minutely granosely coriaceous.

PENNANT, British Zoology, vol. iv. pl. 36. f. 3.

Hab. Shores of Britain.

Apparently smooth, but in reality very minutely reticulately granulated. Found by Mr. Metcalfe at Guernsey, but of rare occurrence in that locality.

Species 128. (Mus. Belcher.)

CHITON COREANICUS. *Chit. testā ovatā, elevatiusculā, valvis terminalibus cæterarum areisque lateralibus radiatim sulcatis, interstitiis convexis peculiariter granatis, granis prominentibus, rotundatis, solitariis, valvā terminali posticā umbonatā, extremitate radiatā parvā, brevi; areis centralibus longitudinaliter tenuissimè granato-liratis, lirarum interstitiis excavatis; areis lateralibus nigricante-viridibus, granis lutescentibus, areis centralibus lutescentibus nigro maculatis et variegatis; ligamento tenuiter granoso-coriaceo, nigricante-viridi et virescente concinnè tessellato.*

THE KOREAN CHITON. Shell ovate, rather elevated, terminal valves and lateral areas of the rest radiately grooved, interstices convex, peculiarly grained, grains prominent, round, solitary, posterior terminal valve umbonated, extremity radiate, small, short; central areas longitudinally very finely granosely ridged, interstices between the ridges hollowed; lateral areas blackish green, grains yellowish, central areas yellowish blotched and variegated with black; ligament finely granosely coriaceous, tessellated dark and pale green.

Hab. Korean Archipelago (under stones); Belcher.

The sculpture of this species is not much unlike that of the *C. luridus*; still it is distinct, and accompanied with a very characteristic style of painting. The central areas of the shell are of a yellowish ground, blotched and variegated with black. The terminal and lateral areas are very dark green, with the prominent granules conspicuously tinged here and there with yellow. The ligament is strikingly tessellated with dark and pale sea-green.

Species 133. (Mus. Metcalfe.)

CHITON PECTINATUS. *Chit. testā subelongatā, valvā extremā posticā fortiter umbonatā et retusā, areis lateralibus elevatis, rudè sulcatis, centralibus conspicuè creberrimè liratis, liris umbones versus peculiariter*

convergentibus; viridi fusco rufoque variegatâ, arearum lateralium marginibus anticis nigro articulatis.

THE PECTINATED CHITON. Shell somewhat elongated, extreme posterior valve strongly umbonated and retuse, lateral areas elevated, rudely grooved, central areas conspicuously very closely ridged; ridges converging in a peculiar manner towards the umbones; variegated red-brown and green, front edges of the lateral areas articulated with black dots.

SOWERBY, Conch. Illus. Cat. no. 8. f. 146.

Hab. —?

This species is apparently one of great rarity; I have not had the good fortune to meet with any other specimen than that here represented from the collection of W. Metcalfe Esq., and the ligament is not in sufficiently good condition, to enable me to make out the character represented in the 'Conchological Illustrations' by Mr. Sowerby, of short calcareous processes like those of *C. spiniger*.

Species 137. (Mus. Belcher.)

CHITON ACUTIROSTRATUS. *Chit. testâ elongatâ, medio elevatâ, lateraliter subcompressâ, valvis summitate obtuso-carinatis, lævibus, utrinque creberrimè planigranatis, umbonibus productis, acutè rostratis, valvarum areis lateralibus parvis, subindistinctis, concavis; albidâ, summitate nigro hic illic inquinatâ; ligamento corneo, spiculorum cristâ parvâ ad latus utriusque valvæ munito.*

THE SHARPLY BEAKED CHITON. Shell elongated, elevated in the middle, somewhat compressed at the sides, valves obtusely keeled at the summit, smooth, very closely flatly grained on each side, umbones produced, sharply beaked, lateral areas of the valves small, rather indistinct, concave; whitish, stained here and there along the summit with black; ligament horny, furnished at the side of each valve with a small crest of spicula.

Hab. Cape Rivers; Belcher.

An elongated species, of somewhat compressed growth, remarkably distinguished by the sharply beaked structure of the umbones; the flat-grained sculpture of the valves approaches that of *C. kitudiniformis*, to which it offers a singular contrast of colour.

Species 173. (Mus. Belcher.)

CHITON FORMOSUS. *Chit. testâ oblongâ, subangustâ, valvis summitate subtilissimè longitudinaliter striatis, ad latera granulatis; vividè coccineâ; ligamento corneo, spiculis vitreis nitidè albis densè obsito, spiculorum cristâ densâ erectâ ad latus utriusque valvæ.*

THE BEAUTIFUL CHITON. Shell oblong, rather narrow, valves very finely longitudinally striated at the summit, granulated at the sides; bright scarlet; ligament horny, thickly beset with shining white spicula, at the side of each valve.

Hab. Cape Rivers; Belcher.

A most exquisite little species of a bright scarlet colour, surrounded with dense tufts of white shining glassy spicula. Of this and the *C. petasus* and *acutirostratus*, only a single specimen of each was obtained.

Species 174. (Mus. Belcher.)

CHITON FULIGINATUS. *Chit. testâ oblongâ, valdè elevatâ, valvis terminalibus cæterarum areisque lateralibus subirregulariter concentricè striatis, prope marginem incisiss, areis centralibus lævibus, sub lente minutissimè reticulatis; sordidè albâ, nigro plus minusve sparsim fuliginatâ; ligamento corneo, angusto, fusco.*

THE SOOTED CHITON. Shell oblong, very elevated, terminal valves and lateral areas of the rest somewhat irregularly concentrically striated, striæ engraved near the margin, central areas smooth or, under the lens, minutely reticulated; dead white, more or less sparingly smeared with black; ligament horny, narrow, brown.

Hab. Korean Archipelago; Belcher.

Of numerous specimens collected at the above-mentioned islands, all are of an uniform dull white, more or less sparingly besooted with black.

Species 175. (Mus. Metcalfe.)

CHITON RUBER. *Chit. testâ ovatâ, valvis concentricè striatis, lævibus, umbonibus subdepresso-rostratis; lutescente, rufo undique maculatâ; ligamento granoso-coriaceo, rufo-marmorato.*

THE RED CHITON. Shell ovate, valves concentrically striated, smooth, umbones somewhat depressly beaked; yellowish, blotched throughout with red; ligament granosely coriaceous, marbled with red.

LOWE (not of Linnæus), Zool. Journ. vol. ii. pl. 5. f. 2.

Hab. Shores of Britain.

Collected by Mr. Metcalfe at Guernsey, but rare.

Species 176. (Mus. Metcalfe.)

CHITON CRINITUS. *Chit. testâ ovatâ, valvis summitate lævibus, subcarinatis, ad latera granatis, granis grandibus planulatis; ligamento corneo crinito, spiculorum cristis munito.*

THE HAIRY CHITON. Shell ovate, valves smooth along the summit, slightly keeled, grained at the sides grains large, flattened; ligament horny, hairy, furnished with tufts of spicula.

PENNANT, British Zoology vol. iv. pl. 39. f. 1.

Chiton fascicularis, Sowerby (not of Linnæus).

Hab. Britain. Weymouth, Lynn, Broadstairs &c.; Metcalfe. Shetland and Orkney Islands; Forbes and M^c Andrew.

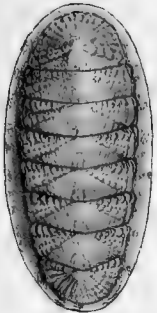
The *C. crinitus* is abundantly distributed throughout the shores of the British Isles, whilst the *C. fascicularis* is only found on the south coast and among the Channel Islands. Both occur equally in the Mediterranean.

Pl. 21



112


263



121



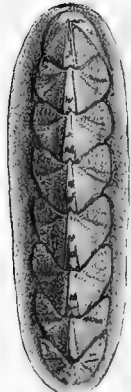
125




122



123



127



174



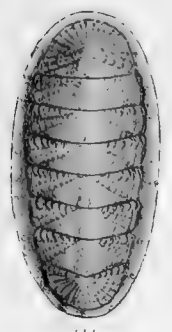
173



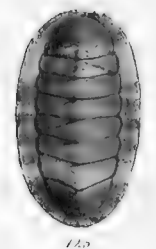
175




176



171



172



173



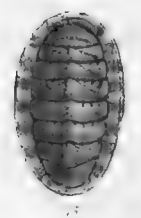
174



175



176




177



178



179



CHITON.

PLATE XXVII.

Species 168. (Mus. Cuming.)

CHITON CIRCUMVALLATUS. *Chit. testá oblongo-ovatá, valvis terminalibus cæterarum areisque lateralibus liris concentricis exculptis, centralibus minutissimè reticulatis, valvâ terminali posticâ umbonatâ; nigricante rufâ, nigro maculatâ, ligamento arenaceo, tessellato.*

THE INTRENCHED CHITON. Shell oblong-ovate, terminal valves and lateral areas of the rest sculptured with concentric ridges, central areas very minutely reticulated, posterior terminal valve umbonated; blackish red, spotted with black, ligament arenaceous, tessellated.

Hab. New Zealand.

Approaching *C. longicymba*, but distinguished from that species by the conspicuous concentric ridges with which it is encircled.

Species 178. (Mus. Belcher.)

CHITON SCUTIGER. *Chit. testâ elongatâ, subangustâ, valvis medio lævi-carinatis, substratis, utrinque minutè et creberrimè granulatis; peculiariter ustulato-rufâ; ligamento densè setoso, valvarum latera obducto, spiculorum cristis parvis munito.*

THE SHIELD-BEARING CHITON. Shell elongated, narrow, valves smoothly keeled in the middle, slightly beaked, minutely and very closely granulated; peculiarly burnt-red colour; ligament densely bristled, spread over the sides of the valves, and furnished with small tufts of spicula.

ADAMS and REEVE, Moll. Voy. Samarang.

Hab. Island of Quelpart; Korean Archipelago; Adams.

It is somewhat difficult to discriminate between this and the *C. hirudiniformis* beyond noting a difference of colour, except by comparison of specimens in good condition, before the ligamentary portion of the mantle has become dried and contracted: they are, however, distinct, and the simple difference of colour is, in this instance, a character to be relied on.

Species 179. (Mus. Cuming.)

CHITON LÆVIGATUS *Chit. testâ ovatâ, latiusculâ, lævi aut concentricè striatâ, areis lateralibus vicè distinctis, val-*

varum marginibus posticis minutè denticulatis; albidâ, coccineo-rufa variegatâ et maculatâ; ligamento corneo.

THE SMOOTH CHITON. Shell ovate, rather broad, smooth or concentrically striated, lateral areas scarcely distinguished, posterior edges of the valves minutely denticulated; whitish, blotched and variegated with scarlet red, ligament horny.

FLEMING, Edin. Ency. v. 7. p. 103.

Chiton latus. Lowe.

Hab. Britain; Lowe. West coast of Sweden; Lovan.

Easily distinguished by its scarlet red painting, the denticulated edges of the valves being articulated red and white, whilst the valves are richly tinged with rose-red posteriorly in the interior.

Species 180. (Mus. Cuming.)

CHITON CIRCELLATUS. *Chit. testâ oblongo-ovatâ, valvis posticè subproductis, lævibus, sulcis circularibus peculiariter exculptis; atrâ; ligamento densè brevisetoso, valvarum latera obsito, spiculorum cristis parvis munito.*

THE CIRCLED CHITON. Shell oblong-ovate, valves somewhat produced posteriorly, smooth, peculiarly sculptured with circular grooves; jet black; ligament densely beset with short bristles, spreading over the sides of the valves and furnished with small tufts of spicula.

ADAMS and REEVE, Moll. Voy. Samarang.

Hab. Island of Quelpart; Korean Archipelago; Adams.

This is the largest of the tufted species, and quite peculiar in its style of sculpture; the valves in all others of this group are minutely granulated, but in this they are smooth, and characterized by a number of fine grooves radiating in concentric order from the umbones.

Species 181. (Mus. Cuming.)

CHITON CUNNINGHAMII. *Chit. testâ oblongo-ovatâ, valvis crassiusculis, undique concentricè liratis, striis elevatis ab umbonibus radiatis, posticâ terminali, retuso-umbonatâ, areis lateralibus vicè distinctis; viridi-nigrâ, valvis medio fasciâ fuscâ longitudinaliter pictâ; ligamento corneo.*

CUNNINGHAM'S CHITON. Shell oblong-ovate, valves rather thick, concentrically ridged throughout, radiated from the umbones with raised striæ, posterior

terminal valve retusely umbonated, lateral areas scarcely distinguished; greenish-black, valves longitudinally painted in the middle with a brown band; ligament horny.

Hab. Australia, on the rocks; Cunningham.

This fine shell which I at first thought to be a variety of the *C. piceus*, is certainly distinct from that species; on comparing the descriptions and figures the valves may be observed to differ both in form and sculpture.

It was collected in Australia by the late Mr. Allan Cunningham, a most indefatigable traveller, who has contributed largely to our stores both of zoological and botanical specimens, and I gladly adopt his name already attached to the specimen in manuscript.

Species 90. (Mus. Cuming.)

CHITON SPINULOSUS. *Chit. testá ovatá, valvis granulorum liris eximiiis undique nitidè exculptis, terminali posticá umbonatá; fulvo-spadiceá, maculá trigoná rufá summitate umbonali utriusque valvæ, valvarum marginibus posticis rufo alboque pulcherrimè articulatis; ligamento corneo, subarenaceo.*

THE SPINULOSE CHITON. Shell ovate, valves neatly sculptured throughout with delicate ridges of granules, posterior terminal valve umbonated; fulvous bay colour, with a triangular dark red spot on the umbonal summit of each valve, posterior edges of the

valves very prettily articulated red and white; ligament horny, subarenaceous.

SOWERBY, Conch. Illus. f. 84 and 84 a, (not f. 70 and 71).

Hab. — ?

Well characterized by its neatly defined rows of delicate granules and peculiar style of painting.

Species 182. (Fig. 182 and 183, Mus. Cuming.)

CHITON MARGINATUS. *Chit. testá ovatá, latiusculá, sub lente undique minutissimè reticulatá, areis lateralibus vix distinctis, valvarum marginibus posticis obsolete minutè denticulatis; albidá, nigro aut viridí promiscuè variegatá; ligamento arenaceo, tessellato.*

THE MARGINED CHITON. Shell ovate, rather broad, under the lens very minutely reticulated, lateral areas scarcely distinguished, posterior edges of the valves obsolete minutely denticulated; whitish, promiscuously variegated with black or green; ligament arenaceous, tessellated.

PENNANT, Brit. Zool. vol. iv. p. 71. pl. 36. f. 2.

Hab. Britian.

The commonest and most variable of the British species.

Figure 154.

Probably a variety only of *C. longicymba*.







168




178.



179



90.



181.



180.



182



183.



184.

CHITON.

PLATE XXVIII.

(Figures considerably magnified.)

Species 185. (Mus. Cuming.)

CHITON CORRUGATUS. *Chit. testá ovatá, valvis terminalibus radiatim costatis, posticá parvâ, retusâ, areis lateralibus bicostatis, valvis omnibus undique granulato-corrugatis; viridi, nigricante maculatâ; ligamento arenaceo, tessellato.*

THE WRINKLED CHITON. Shell ovate, terminal valves radiately ribbed, posterior small, retuse, lateral areas two-ribbed, all the valves granulosely wrinkled throughout; green, blotched with black; ligament arenaceous, tessellated.

Hab. — ?

Distinguished by a beautiful surface of minutely wrinkled sculpture, the posterior terminal valve being unusally small whilst the anterior is large and broadly radiately ribbed.

Species 186. (Mus. Cuming.)

CHITON EXIGUUS. *Chit. testá oblongo-ovatâ, subangustâ, valvis lævibus, sulco utrinque summitatem umbonalem; rufescente, albimaculatâ.*

THE MINUTE CHITON. Shell oblong-ovate, rather narrow, very minute, valves smooth, with a groove on each side the umbonal summit; pale red, mottled with white.

SOWERBY, Pro. Zool. Soc. 1832.

Hab. Lord Hood's Island.

An extremely minute species of which the characters are only to be detected with the aid of a lens of considerable power.

Species 187. (Fig. 187. Mus. Hanley,
Fig. 190. Mus. Forbes.)

CHITON HANLEYI. *Chit. testá oblongo-ovatâ, medio elevatiusculâ, valvis granulis minutis conspicuis, in seriebus longitudinalibus ordinatis, pulcherrimè exculptis, circa umbones lævibus; albidâ aut nigricante tinctâ.*

HANLEY'S CHITON. Shell oblong-ovate, rather elevated in the middle, valves very beautifully sculptured with conspicuous minute granules arranged in longitudinal rows; whitish or stained with black.

BEAN, Thorpe, Brit. Marine Conch. Supp. p. 263. f. 57.

Hab. Britain.

Remarkably distinguished from any of the British *Chitons* by its conspicuous longitudinal rows of granules, which rather approximate in character to those of some of the larger exotic species, *C. luridus* e. g.

Species 188. (Mus. Cuming.)

CHITON COLUBRIFER. *Chit. testá oblongo-ovatâ, medio elevatiusculâ, valvis terminalibus cæterarum areisque lateralibus peculiariter plano-granulatis, centralibus striis circularibus et obliquis subtilissimè reticulatis; albidâ, nigro maculatâ; ligamento squamoso.*

THE SNAKE-MARKED CHITON. Shell oblong-ovate, somewhat elevated in the middle, terminal valves and lateral areas of the rest peculiarly flatly grained, central areas very finely reticulated with circular and oblique striæ; whitish, blotched with black; ligament scaly.

Hab. — ?

Approximating somewhat in the style of its sculpture to the *C. rugulatus*.

Species 189. (Mus. Cuming.)

CHITON PUSILLUS. *Chit. testá oblongo-ovatâ, subangustâ, minimâ, medio elevatiusculâ, valvis lævibus, areis centralibus minutissimè punctulatis, valvâ posticâ terminali conspicuè umbonatâ; albidâ, rufescente subindistinctè tinctâ.*

THE SMALL CHITON. Shell oblong-ovate, rather narrow, very small, somewhat elevated in the middle, valves smooth, central areas very minutely punctured, posterior terminal valve conspicuously umbonated; whitish, rather indistinctly tinged with light red.

SOWERBY, Pro. Zool. Soc. 1832.

Hab. Pacasmayo, coast of Peru (found on a coral reef in seventeen fathoms water, nine miles from land); Cuming.

The umbonated summit of the posterior terminal valve is somewhat unusually inclined backwards in this little species.

Species 191. (Mus. Hanley.)

CHITON CINEREUS. *Chit. testá ovatá, valvis terminalibus cæterarum areisque lateralibus decussatim striatis et basem versus concentricè sulcatis areis centralibus sub lente subtilissimè reticulatis; albidá, cinereo nebulosá et lineatá; ligamento minutè squamoso.*

THE ASHY CHITON. Shell ovate, terminal valves and lateral areas of the rest decussately striated and concentrically grooved towards the base, central areas very minutely reticulated under the lens; whitish, clouded and lineated with ash colour; ligament minutely scaled.

LINNÆUS, Syst. Nat. p. 1106.

Chiton cimex, Chemnitz.

Var. *C. albus*, Montagu.

C. asellus and *aselloides*, Lowe.

Hab. Britain.

The most marked variety of this species appears to be that in which the dark painting is disposed in longitudinal lines or stripes.

Species 192. (Mus. Cuming.)

CHITON VIRGATUS. *Chit. testá oblongo-ovatá, minutá, valvis lævibus aut sub lente subtilissimè reticulatis; cæruleo-viridi et luteo pulcherrimè maculatá et virgatá; ligamento minutissimè squamoso, marmorato.*

THE STRIPED CHITON. Shell oblong-ovate, minute, valves smooth or, under the lens, very finely reticulated; beautifully mottled and striped with blueish green and yellow; ligament very minutely scaly, marbled.

Hab. Port Lincoln, Australia.

A very minute species distinguished by the same rich display of colours which usually characterizes those of Australian birth.

Species 194. (Mus. Cuming.)

CHITON INCARNATUS. *Chit. testá ovalá, valvis lævibus, umbonibus subrostratis, areis lateralibus subobscurè concentricè striatis, valvâ terminali posticâ subretusá; incarnato-rosacéá; ligamento squamuloso, rufescente alboque marmorato.*

THE FLESH-TINTED CHITON. Shell ovate, valves smooth, umbones slightly beaked, lateral areas somewhat obscurely concentrically striated, posterior terminal valve rather blunt; fleshy pink, ligament finely scaled, marbled with pale red and white.

Hab. — ?

Not being able to refer this shell to any of the previous species, I venture to describe it as new.

Note. During the progress of this monograph, a Paper has appeared in the Proceedings Zool. Soc. May, 1847, by Mr. J. E. Gray, in which the author proposes to divide *Chiton* and *Chitonellus* into fifteen genera, according to variations of form, colour, and sculpture, and the length and position of the gills; the same characters indicated by De Blainville for the sectional arrangement of the species in Dict. Sci. Nat., 1825. The vast number of species since acquired enabling Mr. Gray to enlarge upon the plan of subdivision of the learned author of the 'Traité de Malacologie,' he proposes to elevate each section there notified to the rank of a genus, with the following names:—*Chiton*, *Tonicia*, *Acanthopleura*, *Schizochiton*, *Corephium*, *Plaziphora*, *Onithochiton*, *Enoplochiton*, *Mopalia*, *Katharina*, *Cryptochiton*, *Cryptoconchus*, *Amicula*, *Acanthochites*, and *Chitonellus*.

None of these genera, which, it will be observed, are of very unequal rank, can be said to be founded on any new consideration of the animal, or upon any other character, than that exhibited in the dried specimens represented in this monograph. It has long been decided that variations of colour and sculpture are quite inadequate to the formation of genera, and, as our knowledge of "the length and position of the gills" is still limited to the observations of De Blainville on the Lamarckian types of *Chiton* and *Chitonellus*, any disturbance of the nomenclature should be avoided.

It is much to be regretted that a desire to taste prematurely of the pleasures of generalization should so frequently elicit the sudden apprehension of characters for generic purposes, which, in reality, are no more than the simplest modifications of specific affinity.



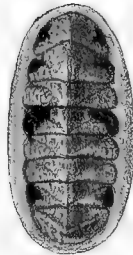
185.



186.



187.



188.



189.



190.



191.



192.



193.



194.



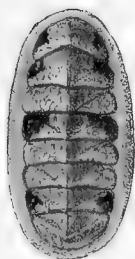
185.



186.



187.



188.



189.



190.



191.



192.



193.



194.

CHITON.

Detail of sculpture.

(variously magnified.)

Species.

1. *Barnesii*, *Gray*.
2. *Cumingii*, *Frembly*.
3. *magnificus*, *Deshayes*.
4. *Stokesii*, *Broderip*.
5. *Siculus*, *Gray*.
6. *marmoratus*, *Gmelin*.
7. *articulatus*, *Sowerby*.
8. *Goodallii*, *Broderip*.
9. *Bowenii*, *King*.
10. *australis*, *Sowerby*.
11. *albilineatus*, *Sowerby*.
12. *Lyellii*, *Sowerby*.
13. *Blainvillii*, *Broderip*.
14. *Chiloensis*, *Sowerby*.
15. *sulcatus*, *Wood*.
16. *squamosus*, *Linnæus*.
17. *Chilensis*, *Frembly*.
18. *tulipa*, *Quoy*.

Species.

19. *elegans*, *Frembly*.
 20. *Magdalenensis*, *Hinds*.
 21. *disjunctus*, *Frembly*.
 22. *Coquimbensis*, *Frembly*.
 23. *striatus*, *Barnes*.
 24. *granatus*, *Reeve*.
 25. *castaneus*, *Wood*.
 26. *fastigiatus*, *Gray*.
 27. *granosus*, *Frembly*.
 28. *foveolatus*, *Sowerby*.
 29. *crenulatus*, *Broderip*.
 30. *patulus*, *Sowerby*.
 31. *volvox*, *Reeve*.
 32. *Watsoni*, *Sowerby*.
 33. *lineatus*, *Wood*.
 34. *lineolatus*, *Frembly*.
 35. *lævigatus*, *Sowerby*.
-



CHITON.

~~~~~  
*Detail of sculpture.*  
~~~~~


(variously magnified.)


Species.

36. *æreus*, *Reeve*.
37. *Hennahii*, *Gray*.
38. *Swainsoni*, *Sowerby*.
39. *fulvus*, *Wood*.
40. *elongatus*, *Reeve*.
41. *violaceus*, *Quoy*.
42. *limaciformis*, *Sowerby*.
43. *incisus*, *Sowerby*.
44. *divergens*, *Reeve*.
45. *alatus*, *Sowerby*.
46. *acutiliratus*, *Reeve*.
47. *spiculosa*, *Reeve*.
48. *setiger*, *King*.
49. *aculeatus*, *Linnæus*.
50. *Peruvianus*, *Lamarck*.
51. *spinosus*, *Bruguère*.
52. *brevispinosus*, *Sowerby*.
53. *fascicularis*, *Linnæus*.

Species.

54. *hirudiniformis*, *Sowerby*.
 55. *Sitkensis*, *Reeve*.
 56. *porphyreticus*, *Reeve*.
 57. *monticularis*, *Quoy*.
 58. *Zelandicus*, *Quoy*.
 59. *amiculatus*, *Pallas*.
 60. *chlamys*, *Reeve*.
 61. *tunicatus*, *Wood*.
 62. *Emersonianus*, *Couthouy*.
 63. *cerasinus*, *Chemnitz*.
 64. *marmoreus*, *Chemnitz*.
 65. *gigas*, *Chemnitz*.
 66. *scarabæus*, *Reeve*.
 67. *Hindsii*, *Sowerby*.
 68. *glaucus*, *Gray*.
 69. *puncticulatus*, *Reeve*.
 70. *piceus*, *Gmelin*.
-







36



37



38



39



40



41



42



43



44



45



46



47



48



49



50



51



52



53



54



55



56



57



58



59



60



61



62



63




64



65



66



67



68



69



70

CHITON.

Detail of sculpture.

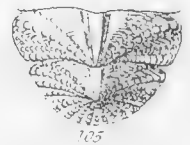
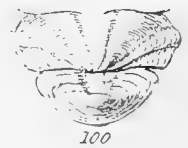

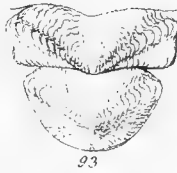
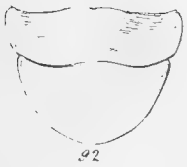
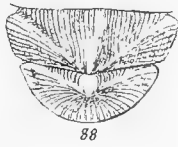
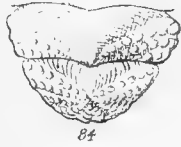
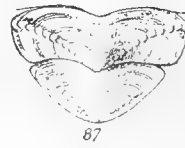
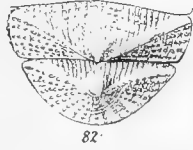
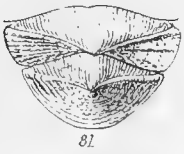
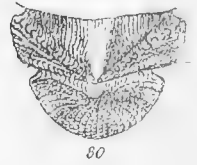
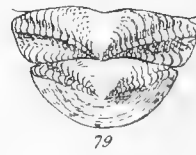
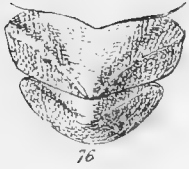
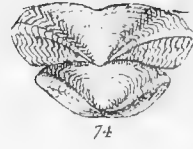
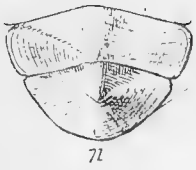
(variously magnified.)

Species.

- 71. *fulgetrum*, *Reeve*.
- 72. *linter*, *Chemnitz*.
- 73. *aquatis*, *Reeve*.
- 74. *petholatus*, *Sowerby*.
- 75. *spiniger*, *Sowerby*.
- 76. *occidentalis*, *Reeve*.
- 77. *assimilis*, *Reeve*.
- 78. *contractus*, *Reeve*.
- 79. *pictus*, *Reeve*.
- 80. *Sowerbyi*, *Reeve*.
- 81. *scabriculus*, *Sowerby*.
- 82. *Columbiensis*, *Sowerby*.
- 83. *reticulatus*, *Reeve*.
- 84. *pellis-serpentis*, *Quoy*.
- 85. *luridus*, *Sowerby*.
- 86. *graniferus*, *Sowerby*.
- 87. *undulatus*, *Quoy*.
- 88. *pertusus*, *Reeve*.

Species.

- 89. *Californicus*, *Nuttall*.
 - 90. *spinulosus*, *Gray*.
 - 91. *textilis*, *Gray*.
 - 92. *pallidus*, *Reeve*.
 - 93. *truncatus*, *Sowerby*.
 - 94. *Incii*, *Reeve*.
 - 95. *concentricus*, *Reeve*.
 - 96. *dispar*, *Sowerby*.
 - 97. *productus*, *Reeve*.
 - 98. *sanguineus*, *Reeve*.
 - 99. *retusus*, *Sowerby*.
 - 100. *setosus*, *Sowerby*.
 - 101. *cælatus*, *Reeve*.
 - 102. *ustulatus*, *Reeve*.
 - 103. *atratus*, *Sowerby*.
 - 104. *metallicus*, *Reeve*.
 - 105. *Grayi*, *Sowerby*.
-



CHITON.

~~~~~  
*Detail of sculpture.*  
~~~~~

(variously magnified.)

Species.

- 106. scaber, *Reeve.*
- 107. decussatus, *Reeve.*
- 108. laberculatus, *Reeve.*
- 109. astriger, *Reeve.*
- 110. lyratus, *Sowerby.*
- 111. Proteus, *Reeve.*
- 112. fortiliratus, *Reeve.*
- 113. clathratus, *Reeve.*
- 114. petasus, *Reeve.*
- 115. rugosus, *Gray.*
- 116. Janeirensis, *Gray.*
- 117. floccatus, *Sowerby.*
- 118. rugulatus, *Sowerby.*
- 119. roseus, *Sowerby.*
- 120. crispus, *Reeve.*
- 121. picus, *Reeve.*
- 122. Rissoi, *Payraudeau.*
- 123. Adelaidensis, *Reeve.*

Species.

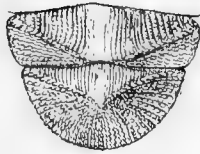
- 124. ciliatus, *Sowerby.*
 - 125. lævis, *Pennant.*
 - 126. virescens, *Reeve.*
 - 127. coarctatus, *Sowerby.*
 - 128. Coreanicus, *Reeve.*
 - 129. punctulatissimus, *Sowerby.*
 - 130. catenulatus, *Sowerby.*
 - 131. pallidulus, *Reeve.*
 - 132. pulcherrimus, *Sowerby.*
 - 133. pectinatus, *Sowerby.*
 - 134. Sueziensis, *Reeve.*
 - 135. laqueatus, *Reeve.*
 - 136. Collei, *Gray.*
 - 137. acutirostratus, *Reeve.*
 - 138. Guildingii, *Reeve.*
 - 139. nobilis, *Gray.*
 - 140. virgulatus, *Sowerby.*
-



106



107



108



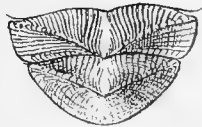
109



110



111



112



113



114



115



116



117



118



119



120



121



122



123



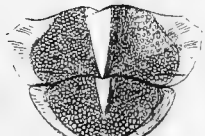
124



125



126



127



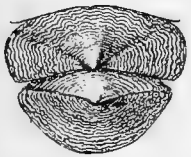
128




129



130



131



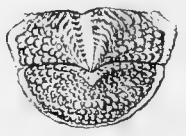
132



133



134



135



136



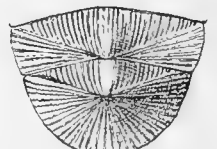
137



138



139



140

CHITON.

~~~~~  
*Detail of sculpture.*  
~~~~~

(Variously magnified.)

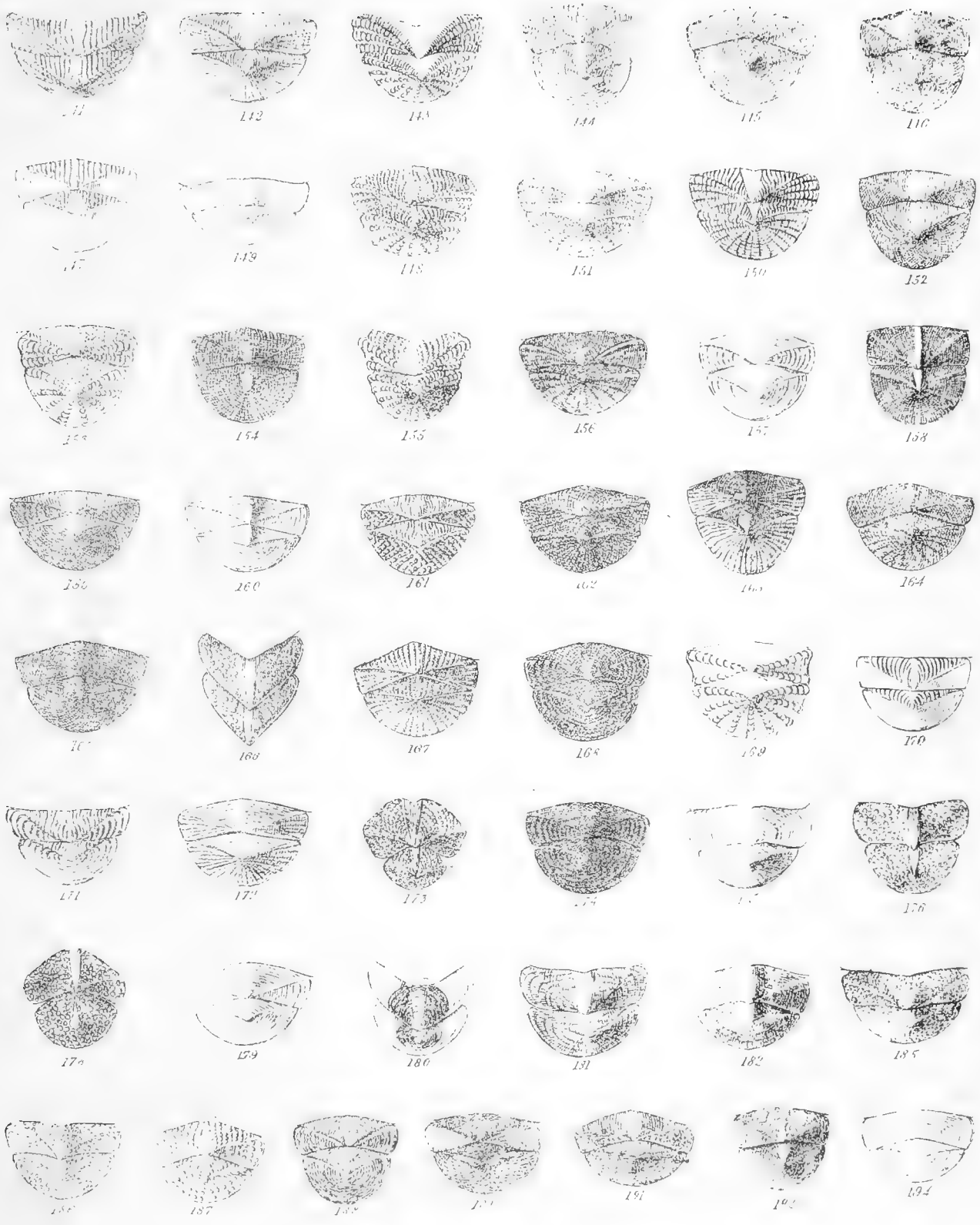
Species.


141. *cimolius*, *Reeve*.
142. *Novæ-Hollandiæ*, *Gray*.
143. *Sinclairi*, *Gray*.
144. *striolatus*, *Gray*.
145. *castus*, *Reeve*.
146. *crocinus*, *Reeve*.
147. *illuminatus*, *Reeve*.
148. *Dieffenbachii*, *Reeve*.
149. *insignis*, *Reeve*.
150. *Stangeri*, *Reeve*.
151. *Capensis*, *Gray*.
152. *cancellatus*, *Leach*.
153. *pulchellus*, *Gray*.
154. *inquinatus*, *Reeve*.
155. *segmentatus*, *Reeve*.
156. *Milleri*, *Gray*.
157. *Mediterraneus*, *Gray*.
158. *carinulatus*, *Reeve*.
159. *catillus*, *Reeve*.
160. *cingillatus*, *Reeve*.
161. *proprius*, *Reeve*.
162. *arbutum*, *Reeve*.
163. *longicymba*, *De Blainville*.
164. *muscarius*, *Reeve*.
165. *lentiginosus*, *Sowerby*.

Species.

166. *hastatus*, *Sowerby*.
 167. *Luzonicus*, *Sowerby*.
 168. *circumvallatus*, *Reeve*.
 169. *antiquus*, *Reeve*.
 170. *dissimilis*, *Reeve*.
 171. *Cajetanus*, *Poli*.
 172. *caliginosus*, *Reeve*.
 173. *formosus*, *Adams & Reeve*.
 174. *fuliginatus*, *Adams & Reeve*.
 175. *ruber*, *Lowe*.
 176. *crinitus*, *Pennant*.
 178. *scutiger*, *Adams & Reeve*.
 179. *lævigatus*, *Fleming*.
 180. *circellatus*, *Adams & Reeve*.
 181. *Cunninghamii*, *Reeve*.
 182. *marginatus*, *Pennant*.
 185. *corrugatus*, *Reeve*.
 186. *exiguus*, *Sowerby*.
 187. *Hanleyi*, *Beau*.
 188. *colubrifer*, *Reeve*.
 189. *pusillus*, *Sowerby*.
 190. *cinereus*, *Linnaeus*.
 192. *virgatus*, *Reeve*.
 194. *incarnatus*, *Reeve*.
-

Handwritten notes in the top left corner, including the number '5' and some illegible scribbles.





CHITON.

	Plate.	Species.		Plate.	Species.
<i>aculeatus</i> , <i>Linnaeus</i>	IX.	49	<i>Coreanicus</i> , <i>Adams & Reeve</i> ...	XXVI.	128
<i>acutiliratus</i> , <i>Reeve</i>	VIII.	46	<i>corrugatus</i> , <i>Reeve</i>	XXVIII.	185
<i>acutirostratus</i> , <i>Adams & Reeve</i> ...	XXVI.	137	<i>Coquimbensis</i> , <i>Frembly</i>	IV.	22
<i>Adalaidensis</i> , <i>Reeve</i>	XIX.	123	<i>crenulatus</i> , <i>Broderip</i>	VI.	29
<i>aereus</i> , <i>Reeve</i>	VII.	36	<i>crinitus</i> , <i>Pennant</i>	XXVI.	176
<i>alatus</i> , <i>Sowerby</i>	VIII.	45	<i>crispus</i> , <i>Reeve</i>	XIX.	120
<i>albilienatus</i> , <i>Sowerby</i>	II.	11	<i>crocinus</i> , <i>Reeve</i>	XXII.	146
<i>amiculatus</i> , <i>Pallas</i>	XI.	59	<i>Cumingii</i> , <i>Frembly</i>	I.	2
<i>antiquus</i> , <i>Reeve</i>	XXV.	169	<i>Cunninghamii</i> , <i>Reeve</i>	XXVII.	181
<i>aquatilis</i> , <i>Reeve</i>	XIII.	73	<i>cymbiola</i> , <i>Sowerby</i>	III.	18
<i>arbutum</i> , <i>Reeve</i>	XXIV.	162	<i>decussatus</i> , <i>Reeve</i>	XVIII.	107
<i>articulatus</i> , <i>Sowerby</i>	II.	7	<i>Dieffenbachii</i> , <i>Reeve</i>	XXII.	148
<i>assimilis</i> , <i>Reeve</i>	XIV.	77	<i>disjunctus</i> , <i>Frembly</i>	IV.	21
<i>astriger</i> , <i>Reeve</i>	XVIII.	109	<i>dissimilis</i> , <i>Reeve</i>	XXV.	170
<i>atratus</i> , <i>Sowerby</i>	XVII.	103	<i>dispar</i> , <i>Sowerby</i>	XVIII.	96
<i>australis</i> , <i>Sowerby</i>	II.	10	<i>divergens</i> , <i>Reeve</i>	VIII.	44
<i>Barnesii</i> , <i>Gray</i>	I.	1	<i>elegans</i> , <i>Frembly</i>	IV.	12
<i>bicolor</i> , <i>Adams</i>	XVIII.	115	<i>Elenensis</i> , <i>Sowerby</i>	XIX.	116
<i>biramosus</i> , <i>Quoy</i>	IX.	48	<i>elongatus</i> , <i>Reeve</i>	VIII.	40
<i>Blainvillii</i> , <i>Broderip</i>	III.	13	<i>Emersonianus</i> , <i>Couthouy</i>	XI.	62
<i>Bowenii</i> , <i>King</i>	II.	9	<i>evanidus</i> , <i>Sowerby</i>	II.	10
<i>brevispinosus</i> , <i>Sowerby</i>	IX.	52	<i>excavatus</i> <i>Gray</i>	VI.	28
<i>caelatus</i> , <i>Reeve</i>	XVII.	101	<i>exiguus</i> , <i>Sowerby</i>	XXVIII.	196
<i>Cajetanus</i> , <i>Poli</i>	XXV.	171	<i>fasciatus</i> , <i>Gmelin</i>	XII.	64
<i>Californicus</i> , <i>Nuttall</i>	XVI.	89	<i>fascicularis</i> , <i>Linnaeus</i>	X.	53
<i>caliginosus</i> , <i>Reeve</i>	XXV.	172	<i>fastigiatus</i> , <i>Gray</i>	V.	26
<i>cancellatus</i> , <i>Leach</i>	XXIII.	152	<i>floccatus</i> , <i>Sowerby</i>	XIX.	117
<i>Capensis</i> , <i>Gray</i>	XXII.	151	<i>fortiliratus</i> , <i>Reeve</i>	XVIII.	112
<i>carinulatus</i> , <i>Reeve</i>	XXIII.	158	<i>formosus</i> , <i>Adams & Reeve</i>	XXVI.	173
<i>castaneus</i> , <i>Quoy</i>	VI.	32	<i>foveolatus</i> , <i>Sowerby</i>	VI.	28
<i>castaneus</i> , <i>Wood</i>	V.	25	<i>Fremblii</i> , <i>Broderip</i>	IX.	48
<i>castus</i> , <i>Reeve</i>	XXII.	145	<i>fulgetrum</i> , <i>Reeve</i>	XIII.	71
<i>catenulatus</i> , <i>Sowerby</i>	XX.	130	<i>fuliginatus</i> , <i>Adams & Reeve</i> ...	XXVI.	174
<i>catillus</i> , <i>Reeve</i>	XXIII.	159	<i>fulvus</i> , <i>Wood</i>	VII.	39
<i>cerasinus</i> , <i>Chemnitz</i>	XII.	63	<i>gigas</i> , <i>Chemnitz</i>	XII.	65
<i>Chilensis</i> , <i>Frembly</i>	III.	17	<i>glaucus</i> , <i>Gray</i>	XIII.	68
<i>Chiloensis</i> , <i>Sowerby</i>	III.	14	<i>Goodallii</i> , <i>Broderip</i>	II.	8
<i>chlamys</i> , <i>Reeve</i>	XI.	60	<i>granatus</i> , <i>Reeve</i>	V.	24
<i>ciliatus</i> , <i>Sowerby</i>	XIX.	124	<i>graniferus</i> , <i>Sowerby</i>	XV.	86
<i>cimolius</i> , <i>Reeve</i>	XXI.	141	<i>granosus</i> , <i>Frembly</i>	V.	27
<i>cinereus</i> , <i>Linnaeus</i>	XXVIII.	191	<i>Grayi</i> , <i>Sowerby</i>	XVII.	105
<i>cingillatus</i> , <i>Reeve</i>	XXIII.	160	<i>Guildingii</i> , <i>Reeve</i>	XXI.	138
<i>circellatus</i> , <i>Adams & Reeve</i>	XXVII.	180	<i>Hanleyi</i> , <i>Bean</i>	XXVIII.	187
<i>circumvallatus</i> , <i>Reeve</i>	XXVII.	168	<i>hastatus</i> , <i>Sowerby</i>	XXV.	166
<i>clathratus</i> , <i>Reeve</i>	XVIII.	113	<i>Hennahii</i> , <i>Gray</i>	VII.	37
<i>coarctatus</i> , <i>Sowerby</i>	XX.	127	<i>Hindsii</i> , <i>Sowerby</i>	XII.	67
<i>Colliei</i> , <i>Gray</i>	XXI.	136	<i>hirudiniformis</i> , <i>Sowerby</i>	X.	54
<i>colubrifer</i> , <i>Reeve</i>	XXVIII.	188	<i>illuminatus</i> , <i>Reeve</i>	XXII.	147
<i>Columbiensis</i> , <i>Sowerby</i>	XV.	82	<i>incarnatus</i> , <i>Reeve</i>	XXVIII.	194
<i>concentricus</i> , <i>Reeve</i>	XVI.	95	<i>Incii</i> , <i>Reeve</i>	XVI.	94
<i>contractus</i> , <i>Reeve</i>	XV.	78	<i>incisus</i> , <i>Sowerby</i>	VIII.	34

CHITON.

	Plate.	Species.		Plate.	Species.
<i>inquinatus, Reeve</i>	XXIII.	154	<i>pusillus, Sowerby</i>	XXVIII.	189
<i>insignis, Reeve</i>	XXII.	149	<i>Quoyii, Deshayes</i>	XIII.	68
<i>Janeirensis, Gray</i>	XIX.	116	<i>reticulatus, Reeve</i>	XV.	83
<i>labeculatus, Reeve</i>	XVIII.	108	<i>retusus, Sowerby</i>	XVII.	99
<i>lævigatus, Fleming</i>	XXVII.	178	<i>Rissoi, Payraudeau</i>	XIX.	122
<i>lævigatus, Sowerby</i>	VII.	35	<i>roseus, Sowerby</i>	XXV.	119
<i>lævis, Pennant</i>	XXVI	125	<i>ruber, Lowe</i>	XXVI.	175
<i>laqueatus, Reeve</i>	XX.	135	<i>rugosus, Gray</i>	XVIII.	115
<i>latus, Lowe</i>	XXVII.	179	<i>rugulatus, Sowerby</i>	XIX.	118
<i>latus, Sowerby</i>	I.	3	<i>sanguineus, Reeve</i>	XVII.	98
<i>lentiginosus, Sowerby</i>	XXIV.	165	<i>scaber, Reeve</i>	XVII.	106
<i>limaciformis, Sowerby</i>	VIII.	42	<i>scabriculus, Sowerby</i>	XV.	81
<i>lineatus, Wood</i>	VII.	33	<i>scarabæus, Reeve</i>	XII.	66
<i>lineolatus, Fremby</i>	VII.	34	<i>sculptus, Sowerby</i>	XXVI.	177
<i>linter, Chemnitz</i>	XIII.	72	<i>seutiger, Adams & Reeve</i>	XXVII.	178
<i>longicymba, De Blainville</i>	XXIV.	163	<i>segmentatus, Reeve</i>	XXIII.	155
<i>luridus, Sowerby</i>	XV.	85	<i>setiger, King</i>	IX.	48
<i>Luzonicus, Sowerby</i>	XXV.	167	<i>setosus, Sowerby</i>	XVII.	100
<i>Lyellii, Sowerby</i>	III.	12	<i>setosus, Wood</i>	XXI.	138
<i>lyratus, Sowerby</i>	XVIII.	110	<i>Siculus, Gray</i>	II.	5
<i>Magdalenensis, Hinds</i>	IV.	20	<i>Sinclairi, Gray</i>	XXII.	143
<i>magnificus, Deshayes</i>	I.	3	<i>Sitkensis, Reeve</i>	X.	55
<i>marginatus, Pennant</i>	XXVII.	182	<i>Sowerbyanus,</i>	XV.	80
<i>marmoratus, Gmelin.</i>	II.	6	<i>spiculosa, Reeve</i>	IX	47
<i>marmoratus, Chemnitz</i>	XII.	64	<i>spiniferus, Fremby</i>	IX.	49
<i>Mediterraneus, Gray</i>	XXIII.	157	<i>spiniger, Sowerby</i>	XIV.	75
<i>metallicus, Reeve</i>	XVII.	104	<i>spinosus, Bruguière</i>	IX.	51
<i>Milleri, Gray</i>	XXIII.	156	<i>spinulosus, Sowerby</i>	XXVII.	90
<i>monticularis, Quoy</i>	X.	57	<i>squamosus, Linnæus</i>	III.	16
<i>muscarius, Reeve</i>	XXIV.	164	<i>Stangeri, Reeve</i>	XXII.	150
<i>nobilis, Gray</i>	XXI.	139	<i>Stokesii, Broderip</i>	I.	4
<i>Novæ-Hollandiæ, Gray</i>	XXI.	142	<i>stramineus, Sowerby</i>	XX.	126
<i>occidentalis, Reeve</i>	XIV.	76	<i>striatus, Barnes</i>	I.	23
<i>olivaceus, Fremby</i>	I.	3	<i>striolatus, Gray</i>	XXII.	144
<i>pallidulus, Reeve</i>	XX.	131	<i>subfuscus, Sowerby</i>	I.	23
<i>pallidus, Reeve</i>	XVI.	92	<i>Sueziensis, Reeve</i>	XX.	134
<i>patulus, Sowerby</i>	VI.	30	<i>sulcatus, Wood</i>	III.	15
<i>pectinatus, Sowerby</i>	XXVI.	133	<i>Swainsoni, Sowerby</i>	VII.	38
<i>pellis-serpentis, Quoy</i>	XV.	84	<i>textilis, Gray</i>	XVI.	91
<i>pertusus, Reeve</i>	XVI.	88	<i>truncatus, Sowerby</i>	XVI.	93
<i>Peruvianus, Lamarck</i>	IX.	50	<i>tuberculiferus, Sowerby</i>	IX.	49
<i>petasus, Adams & Reeve</i>	XXVI.	114	<i>tulipa, Quoy</i>	III.	18
<i>petholatus, Sowerby</i>	XIV.	74	<i>tunicatus, Wood</i>	XI.	61
<i>piceus, Gmelin</i>	XIII.	70	<i>undulatus, Quoy</i>	XVI.	87
<i>pictus, Reeve</i>	XV.	79	<i>ustulatus, Reeve</i>	XVII.	102
<i>picus, Reeve</i>	XXV.	121	<i>vestitus, Sowerby</i>	XI.	59
<i>Polii, Deshayes</i>	II.	5	<i>violaceus, Quoy</i>	VIII.	41
<i>porphyreticus, Reeve</i>	X.	56	<i>virescens, Reeve</i>	XX.	126
<i>productus, Reeve</i>	XVII.	97	<i>virgatus, Reeve</i>	XXVIII.	192
<i>proprius, Reeve</i>	XXIV.	161	<i>virgulatus, Sowerby</i>	XXI.	140
<i>Proteus, Reeve</i>	XVIII.	111	<i>viridis, Quoy</i>	XIII.	68
<i>pulchellus, Gray</i>	XXIII.	153	<i>volvox, Reeve</i>	VI.	31
<i>pulcherrimus, Sowerby</i>	XX.	132	<i>Watsoni, Sowerby</i>	VI.	32
<i>puncticulatus, Reeve</i>	XIII.	69	<i>Zelandicus, Quoy</i>	XI.	58
<i>punctulatissimus, Sowerby</i>	XX.	129			

MONOGRAPH
OF THE GENUS
C H I T O N E L L U S.

~~~~~  
"Or under rocks their food  
In jointed armour watch."—*Milton*.  
~~~~~


CHITONELLUS.

PLATE I.

Genus CHITONELLUS, Lamarck.

Testa octovalvis, valvis longitudinaliter oblongis, sejunctis, apophysibus valdè productis, medio pallii elongati incrassati infixis, valvis anticè appropinquantibus, posticè remotis.

Shell eight-valved, valves longitudinally oblong, isolated, with the apophyses very much produced, infixed along the middle of the mantle which is very thick and elongated, valves approximating anteriorly, remote posteriorly.

The *Chitonelli* says M. Deshayes "differ in no respect from the *Chitons*, and the characters which serve to distinguish them are so lightly estimated by naturalists, that they are only admitted by the majority as a subgenus or section of the parent genus." The *Chitonelli* may resemble the *Chitons* in their internal organization, but in the condition of the mantle, the structure and disposition of the shell, and in habit, they differ materially. The mantle is very thick and fleshy, peculiarly elongated, sometimes covered with a harsh down, but mostly tough and leathery; it is invariably destitute of any horny cartilaginous part and is never furnished with any spines, bristles, or calcareous armature. The valves of the shell are of a longitudinally oblong form, with the inner posteriorly projecting plates or apophyses very much produced and firmly imbedded within the substance of the mantle; sustained by these alone they are perfectly isolated from one another, far removed posteriorly, but approximating towards the head, where they are often much crowded by the friction arising from the animal's propensity for thrusting itself into holes and crevices.

The *Chitonelli* are very singular in their habits and are rarely found to associate with *Chitons*; in Chili and along the whole south-west coast of America, abounding with that genus to the extent of some fifty or sixty species, not a single *Chitonellus* is known to exist; and in the Philippine Islands where there are but few *Chitons*, Mr. Cuming collected the *C. fasciatus* in plenty and of extraordinary dimensions. They were found dwelling in holes and cavities either of natural formation or bored by other mollusks, into which they force themselves by attenuating their bodies in a manner truly surprising. At the Island of Zebu, where Mr. Cuming collected a considerable number, they live partially or entirely imbedded in holes and circuitous crevices in the coral rocks, sometimes turning completely at right angles and at angles again; those that were only partially imbedded having attenuated and forced themselves into a smaller hole than was adequate to contain them, the posterior part of the body hung down fat and swollen, and invariably separated from the anterior half whenever any

force was used to draw the animal from its hiding place. Mr. Cuming did not find the *Chitonelli* under any other circumstances, and could only obtain specimens entire by splitting the masses of coral in which they were imbedded, attenuated in many instances to a foot or more in length.

Capt. Sir Edward Belcher, and his Assistant Surgeon, Mr. Adams, collected the same species of smaller size in the Korean Archipelago in the Yellow Sea; it was found by these zealous travellers in company with *Chitons* but noticed to be of locomotive habits; on lifting a stone to which a *Chitonellus* might be attached, it was observed to crawl away at about the pace of the common Garden Snail in search of retirement.

Species 1. (Mus. Cuming.)

CHITONELLUS LÆVIS. *Chit. testâ valvis latiusculis, posticè productis, approximatis, undique reclinantibus, lævibus, ad latera subtiliter granulatis; albidâ, rufo triradiatâ; pallio scabro.*

THE SMOOTH CHITONELLUS. Shell with the valves rather broad, produced, approximating, reclining one upon the other throughout, smooth, finely granulated at the sides; whitish, with three red rays, mantle rough.

LAMARCK, Anim. sans vert. (Deshayes's edit.) vol. vii. p. 481. (not of De Blainville).

Chitonellus strigatus, Sowerby.

Hab. Australia.

It is impossible to indentify Lamarck's species of *Chitonellus* with any certainty, but this assuredly accords better with his description of *C. lævis* than any that I have met with.

Species 2. (Fig. a and b. Mus. Cuming.)

CHITONELLUS FASCIATUS. *Chit. testâ valvis posticis remotis, oblongo-ovatis, concentricè sulcatis, anticis approximatibus, lævibus; lutescente-albidâ rufo medio tinctâ; pallio valdè incrassato, elongato, tumido, lutescente-viridi, fusco-nigricante variè fasciato.*

THE BANDED CHITONELLUS. Shell with the posterior valves remote, oblong-ovate, concentrically grooved, the anterior approximating, smooth; yellowish white, stained in the middle with red; mantle very thick, elongated, swollen, yellowish green variously banded with brownish black.

QUOY and GAIMARD, 'Voy. de l'Astrolabe,' Zool. vol. iii. p. 408, pl. 73. f. 21 to 29.

Chitonellus lævis, De Blainville.

Hab. Tonga-Taboo, Friendly Islands; Quoy and Gaimard.

Dalaguete, Zebu, Philippine Islands; Cuming. Cape Rivers, Straits of Macassar; Sir Edward Belcher.

This noble species of which Mr. Cuming collected magnificent examples at the above-mentioned island, is distinguished by its extraordinary dimensions, by the concentric grooving of the valves, and by their rich crimson colouring. The habits of this mollusk as observed by Mr. Cuming, and by Mr. Adams, in company with Capt. Sir Edward Belcher, are noticed with the introductory remarks to the genus.

Species 3. (Mus. Cuming.)

CHITONELLUS LARVÆFORMIS. *Chit. testâ valvis minutis, posticè subremotis, oblongo-ovatis, medio elevatis, lævibus, utrinque subprofundè sulcatis, rufo tinctis; pallio brevivilloso, roseo viridique marmorato.*

THE LARVA-SHAPED CHITONELLUS. Shell with the valves verysmall, rather remote posteriorly, oblong-ovate, eleva-ed in the middle, smooth, somewhat deeply grooved on each side, stained with red; mantle short-villous, marbled with red and green.

DE BLAINVILLE, Malacologie, p. 603. pl. 87. f. 6.

Hab. Port Adelaide, Australia. Cape Rivers, Straits of Macassar; Sir Edward Belcher.

The delicate rose-tinted specimen here figured from Port Adelaide, appears identical with a handsome green-mottled specimen collected by Capt. Sir Edward Belcher, during the Surveying Expedition of H.M.S. Samarang, brought home in spirits and probably destined to be figured in the Zoology of that voyage; both answering to the above recorded species of De Blainville.

Species 4. (Fig. *a* and *b*. Mus. Cuming.)

CHITONELLUS STRIATUS. *Chit. testâ valvis trigono-clypeiformibus, anticè peculiariter acuminatis, medio lævibus, utrinque sulcatis, liris intermediis granoso-scabris; olivaceo-viridi, summitate obscure albipunctatâ; pallio villoso, ferrugineo-fusco.*

THE STRIATED CHITONELLUS. Shell with the valves triangularly shield-shaped, peculiarly acuminated anteriorly, smooth in the middle, grooved on each side, intermediate ridges granosely scabrous, olive-green, summit obscurely dotted with white; mantle villous, rusty-brown.

LAMARCK, Anim. sans vert. (Deshayes' edit.) vol. vii. p. 481.

Hab. Raines' Island, Torres Straits; Capt. Ince.

In this species which I take to be the *C. striatus* of Lamarck, the valves are somewhat flattened and more strictly triangular than in any other.

Species 5. (Mus. Cuming.)

CHITONELLUS GUNNII. *Chit. testâ valvis elongatis, angus-*

tis, convexis, posticè productis, longitudinaliter liratis, liris peculiariter subundatis, ustulato-rufis; pallio scabro, nigricante-fusco.

GUNN'S CHITONELLUS. Shell with the valves elongated, narrow, convex, produced posteriorly, ridged longitudinally, ridges peculiarly slightly waved, burnt red; mantle rough, blackish-brown.

Hab. Van Dieman's Land; Gunn.

Easily distinguished by the narrow prolonged rounded structure of the valves. Besides the specimen here figured from Mr. Cuming's collection, there are some in the British Museum, collected by R. Gunn, Esq., a gentleman much attached to Natural History, resident at Van Dieman's Land, in honour of whom I have the pleasure of naming it.

Species 6. (Mus. Cuming.)

CHITONELLUS ROSTRATUS. *Chit. testâ valvis trigono-oblongis, posticè rostratis, summitate lævibus, utrinque sulcatis, liris intermediis subgranosis; olivaceâ, virescente punctatâ; ligamento densè brevivilloso, fuscescente, fusco fasciato et punctato.*

THE BEAKED CHITONELLUS. Shell with the valves triangularly oblong, beaked posteriorly, smooth along the summit, grooved on either side, intermediate ridges somewhat grained, olive, dotted with light green; ligament thickly short-villous, brown, dotted and banded with darker brown.

Hab. Raines' Island, Torres Straits; Capt. Ince.

Distinguished by its style of colouring and the beaked structure of the valves.

Species (Fig. 7. *a* and *b*. Mus. Cuming.)

CHITONELLUS OCULATUS. *Chit. testâ valvis trigono-oblongis, summitate lævibus, utrinque creberrimè granoso-striatis; cinereo-virescente, fusco variâ, summitate albo-articulatâ; ligamento scabro.*



THE EYED CHITONELLUS. Shell with the valves triangularly oblong, smooth along the summit, very closely granosely striated on either side; ash-green, variegated with brown, summit articulated with white; ligament rough.


QUOY and GAIMARD, 'Voy. de l'Astrolabe,' Zool. vol. iii. p. 410. pl. 72. f. 37, 38.

Hab. Australia.

The articulated painting along the summit of the valves seems constant, whilst the sculpture is of a finer character than any of the preceding species; I venture to refer it to the *C. oculatus* of Quoy and Gaimard, but am unable to identify it on any other testimony than that afforded by a comparison with the figure above referred to.

Plant-49








2 "



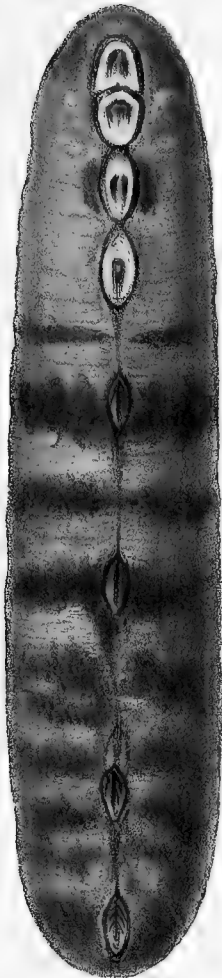
1



2



4



2b



3



6



7a



7b

MONOGRAPH

OF THE GENUS

F I C U L A.

“By the Almighty’s ever during care
Her procreant vigils Nature keeps
Amid the unfathomable deeps.”—*Wordsworth*.

FIGULA.

PLATE I.

Genus FIGULA, Swainson.

Testa pyriformis vel ficiformis, tenuis, ventricosa, basi late canaliculata, canali plus minusve elongato, spirā brevissimā; columellā tenui; aperturā amplā, usque ad spiram extensā; labro tenui, integro. Operculum nullum.

Shell pyriform or fig-shaped, thin, ventricose, broadly canaliculated at the base, canal more or less prolonged, spire very short; columella thin; aperture large, extending as far as the spire; lip thin, entire. No operculum.

The Lamarckian species of *Pyruła*, commonly known as 'The Figs' were first distinguished as a genus by Mr. Swainson in his 'Malacology', a volume of Lardner's 'Cyclopaedia'; founded, not, however, upon any knowledge of the soft parts, but upon the uniform generic affinity of the shells. Only four species are known, and three have been lately taken alive; the *F. reticulata* and *Dussumieri* were collected by M. Rousseau, a zealous naturalist attached to the Jardin des Plantes, Paris, during a voyage to Madagascar and the Seychelle Islands, and the *F. laevigata* was dredged, together with the *F. reticulata*, by Mr. Arthur Adams, Assistant Surgeon, R.N., in the Sooloo Sea during the recent voyage of H.M.S., Samarang.

The generic importance which Mr. Swainson attached to this limited group, has been fully confirmed by the peculiarities of the animal; although a canaliculated shell and so closely allied in form to the *Pyruła carica*, *spirata* and others, as to induce Martini to distinguish them respectively, as the Light Figs, "*Fici tenues*", and the Heavy Figs, "*Fici ponderosi*", the animal approaches rather to *Dolium* and *Harpa*, having an elongated proboscis with the front portion of the disc rounded and lobed.

The *F. Dussumieri* and *reticulata* have been beautifully illustrated by M. Rousseau under the new generic name *Ficus*, in M. Chenu's handsome publication, 'Illustrations Conchyliologiques'; the tentacula are partially withdrawn, and the disc and mantle somewhat contracted, but the species are represented in an excellent manner. Mr. Adams possesses a drawing of the *F. laevigata*, taken from the living animal, which will probably appear in the 'Zoology of the Voyage of H.M.S. Samarang'; in the mean time he has kindly furnished me with the following from his note book:—

"The *Ficula* is a very lively animal when observed in its native element, crawling along with considerable velocity, and, owing probably to the lightness of its shell, able to ascend the sides of a glass vessel, in which I had it captive, with facility. The disc is very extensive, broad and rounded in front and acuminate behind, and not provided with an operculum, like the *Pyruła*; the mantle is thin and extends in two lateral lobes covering a great portion of the sides of the shell, and much more in the water, than is represented in the handsome figures of M. Rousseau. The proboscis is rarely exerted when the animal is in motion, but the long tapering tentacles are stretched out to their full extent. The eyes are rather large and black.

"In the species I observed (*Ficula laevigata*, Reeve) the mantle was bright pink spotted with white and lighter pink, the under surface of the disc being of a dark chocolate colour with yellow scattered spots; the head and neck were pink and also covered with yellow spots. The specimen was dredged from thirty-five fathoms in the Sooloo Sea".

Species 1. (Mus. Cuming.)

FIGULA RETICULATA. *Fic. testā oblongo-ventricosā, spirā plano-depressā, liris striisque longitudinalibus et transversis reticulatim cancellatā, liris transversis plerumque alternatim majoribus; albidā et violascente, rufo-fusco irregulariter et fasciatim maculatā, aperturā fauce violaceo-albidā.*

THE RETICULATED FIG. Shell oblong-ventricose, flatly depressed at the spire, reticulately cancellated throughout with longitudinal and transverse ridges, transverse ridges generally larger alternately; whitish and pale violet, spotted irregularly and in bands with reddish brown, interior of the aperture violet-white.

Pyruła reticulata and *ficoides*, Lamarck, Anim. sans vert. (Deshayes' edit.) vol. ix. pp. 510, 511.

Hab. Sooloo Sea, northern extremity of Borneo; Adams.

The cancellated sculpture of this species is subject to considerable modification; after an examination of numerous specimens it is obvious that the *P. reticulata* and *ficoides*, of Lamarck, are merely different states of the same.

Species 2. (Mus. Cuming.)

FICULA DUSSUMIERI. *Fic. testá elongato-pyriformi, gracili, spirá subexsertá, liris transversis plano-depressis undique cingulatá, lillarum interstitiis striis longitudinalibus cancellatis; pallidè spadiceá, strigis rufo-fuscescentibus undulatis longitudinaliter pictá, aperturæ fauce spadiceo-fuscescente.*

DUSSUMIER'S FICULA. Shell elongately pyriform, slender, with the spire little exserted, encircled throughout with flatly depressed transverse ridges, the interstices between which are cancellated with longitudinal striæ; pale fawn colour, painted longitudinally with waved light rufous brown streaks, interior of the aperture fawn-brown.

VALENCIENNES, Kiener, *Iconographie coq. viv.* p. 25. pl. 11.

Hab. China.

Chiefly distinguished by its elongated and slender growth; its longitudinally streaked style of painting is also peculiar.

Species 3. (Mus. Cuming.)

FICULA DECUSSATA. *Fic. testá ventricoso-pyriformi, subamplá, conspicuè transversim costatá, costis subdistantibus, lirá parvâ interveniente, interstitiis striis nitidè cancellatis; luteo-spadiceá, costis lirisque rufo-fusco subirregulariter articulatis, aperturæ fauce vividè violacéá.*

THE DECUSSATED FICULA. Shell ventricosely pyriform, rather large, conspicuously transversely ribbed, ribs rather distant, with a fine intervening ridge, the interstices being neatly cancellated with striæ; yellowish fawn colour, ribs and ridges somewhat irre-

gularly articulated with red-brown; interior of the aperture rich violet.

Bulla decussata, Wood, *Ind. Test. Supp.*

Pyrula ventricosa, Sowerby, Kiener.

Hab. — ?

Well characterized by its ventricose growth and conspicuous spotted ribs. Though unknown to Lamarck, and comparatively new to modern conchologists, this species was figured seventy years since by Martini in the 'Conchylien Cabinet' under the title *Ficus tenuis magna cancellata*.

Species 4. (Mus. Cuming.)

FICULA LÆVIGATA. *Fic. testá abbreviato-pyriformi, ventricosá, liris superficialibus compresso-planatis undique creberrimè cingulatá; cærulescente-griseá, interdum obscurè albifasciatá, maculis punctisque violaceis rufis et albis aspersá, aperturæ fauce vividè violacéá.*

THE SMOOTH FICULA. Shell abbreviately pyriform, ventricose, very closely encircled throughout with compressly flattened superficial ridges, blueish-grey, sometimes obscurely white-banded, sprinkled with violet, white and red dots and blotches, interior of the aperture rich violet.

Bulla ficus, Linnæus, *Syst. Nat.* (12th. edit.) p. 1184.


Pyrula ficus, Lamarck.

Hab. Eastern, Seas.

This species may be recognised by its short pyriform growth and smoothness; although assigned to the *Bulla ficus* of Linnæus, it is clear that he included the *F. reticulata* also under this head. To avoid tautology I am under the necessity of introducing a new specific name.

Fattum

Ficula Pl. 1.




MONOGRAPH

OF THE GENUS

P Y R U L A .

“O, how canst thou renounce the boundless store
Of charms which Nature to her votary yields.”—*Beattie*.



PYRULA.

PLATE I.

Genus PYRULA, Lamarck.

Testa subpyriformis, spirā nunc exsertā, nunc plano-depressā, columellā lævi, canali plus minusve elongatā; labro simplici, aperturae fauce interdum lævi, interdum radiatim liratā aut striatā. Operculum corneum.

Shell somewhat pyriform, spire sometimes exserted, sometimes flatly depressed; columella smooth, canal more or less elongated; lip simple, interior of the aperture sometimes smooth, sometimes rayed with ridges or striæ. Operculum horny.

The *Pyrulæ* were separated from the genus *Fusus* of Bruguière by Lamarck, with no other distinction of character than that of form, hence there are several species on the confines of the group, which may be referred to either genera with almost equal propriety. Such are the *P. pugilina* and *cochlidium*, referred one to each genus by the founder of the present, though generically the same; the typical species, such as the *P. carica*, *canaliculata* and *spirata*, are nevertheless characteristic in their peculiar pear-shaped growth.

One division of the Lamarckian *Pyrulæ* commonly known as the 'Figs', were distinguished as a genus by Swainson under the name of *Ficula*, and the animal has since been found to be distinct, allied rather to *Harpa* and *Dolium*.

The *Pyrulæ* thus restricted are somewhat limited in number; they inhabit chiefly the Eastern Seas, with one or two from Mexico, the West Indies and California.

Species 1. (Fig a Mus. Cuming, Fig b Mus. Adamson.)

PYRULA PUGILINA. *Pyr. testā ovato-pyriformi, crassā, tumidā, anfractibus apicem versus spirāliter liratis, supernè concavo-angulatis, ad angulum nunc lævibus, rotundatis, nunc tuberculatis, tuberculis compressis, prominentibus, erectis; castaneo-fuscā, aperturae fauce aurantio-luteā.*

THE CHAMPION PYRULA. Shell ovately pyriform, thick, swollen, whorls spirally ridged towards the apex, concavely angulated round the upper part, sometimes smooth and rounded at the angle, sometimes tubercled, the tubercles being compressed, prominent and erect; chesnut-brown, interior of the aperture orange-yellow.

Murex pugilinus, Born, Mus. p. 315.

Fusus crassus carnarius, Martini.

Murex vespertilio, Gmelin.

Pyrula vespertilio, Lamarck.

Pyrula carnaria, Enc. Méth.

Eadem var. *Pyrula fulva*, Deshayes.

Hab. Eastern Seas.

The specimens selected for the illustration of this well-known species, show that the tubercled structure of the whorls, as in the genus *Voluta*, is very inconstant.

Species 2. (Mus. Cuming.)

PYRULA COCHLIDIUM. *Pyr. testā fusiformi-pyriformi, spirā elevatiusculā, suturis peculiariter excavatis, anfractibus apicem versus spirāliter tenuiliratis, conspicuè depresso-angulatis, ad angulum tuberculatis, tuberculis compressis, fortibus, subdistantibus; intensè castaneo-fuscā, aperturae fauce aurantio-luteā.*

THE WINDING-STAIR PYRULA. Shell fusiformly pear-shaped, spire rather elevated, sutures peculiarly excavated, spirally finely ridged towards the apex, conspicuously depressly angulated, tubercled at the angle, tubercles compressed, strong, somewhat distant; deep chesnut-brown, interior of the aperture orange-yellow.

Pyrula cochlidium, Enc. Méth. pl. 434. f. 2.

Murex cochlidium, Linnæus.

Fusus cochlidium, Lamarck.

Hab. Raines' Island, Torres Straits (on the reefs); Capt. Ince.

This species is of a more fusiform growth than the preceding, but should certainly be referred to the same genus, as represented in the 'Encyclopédie Méthodique'; it is amply distinguished by the indented character of the sutures, and by its stronger and more widely separated tubercles.

Species 3. (Mus. Adamson.)

PYRULA MORIO. *Pyr. testā subfusiformi, spirāliter sulcatā et striatā, apicem versus tenuiliratā, anfractibus supernè concavo-depressis, nunc angulatis et conspicuè compresso-tuberculatis, nunc rotundatis, lævibus aut obsolete nodosis; nigricante-castaneā, fasciā luteo-albidā unicā aut pluribus cingulatā.*

May, 1847.

PYRULA.—PLATE I.

THE DARK PYRULA. Shell somewhat fusiform, spirally grooved and striated, finely ridged towards the apex, whorls concavely depressed round the upper part, sometimes angulated and conspicuously compressly tubercled, sometimes rounded and smooth or obsoletely noded; blackish-chesnut encircled with one or more yellowish-white bands.

Murex morio, Linnæus, Syst. Nat. (12th. edit.) p. 1221.

Fusi morio and *coronatus*, Lamarck.

Hab. Island of Trinidad, West Indies, (on mud banks),
J. Cuming.

The generic character of this species appears to be so nearly identical with the former, that I venture to include it under the head of *Pyrula*. It is subject to the same variation of growth as illustrated in the accompanying representations of *P. pugilina*, the tubercled variety, here figured, having been erroneously distinguished by Lamarck as a new species with the name *Fusus coronatus*.



1a



1b



1c

20
+ 7
17





PYRULA.

PLATE II.

Species 4. (Mus. Cuming.)

PYRULA BELCHERI. *Pyr. testā subpyriformi, basem versus contractā, anfractibus supernè angulato-declivibus, squamis grandibus elongatis erectis ad angulum conspicuè coronatis; columellā subumbilicatā; labro simplici, infernè unidentato; albidā, carneo-fuscescente tinctā.*

BELCHER'S PYRULA. Shell somewhat pear-shaped, contracted towards the base, whorls angularly slanting round the upper part, conspicuously coronated at the angle with large elongated erect scales; columella slightly umbilicated; lip simple, furnished with a tooth towards the lower part; whitish, stained with flesh-brown.

Murex Belcheri, Hinds, Moll. Voy. Sulphur, p. 8. pl. 2. f. 1-3.

Hab. San Diego, California (from a bank of mud near the head of the harbour); Sir Edward Belcher.

I think Mr. Hinds has erred in referring this remarkable species to the genus *Murex*; its beautiful diadem of scales cannot be technically regarded as varices.

The generic peculiarities of the shell approximate those of *P. corona* represented at Fig. 7.

Species 5. (Mus. Cuming.)

PYRULA ELONGATA. *Pyr. testā elongato-pyriformi, angustā, anfractibus supernè plicatis, ultimo læviusculo, plicis conspicuè nodosis, cæteris liris tenuibus cingulatis, plicis lævibus, canali spiraliter sulcato; luteo-rufescente.*

THE ELONGATED PYRULA. Shell elongately pyriform, whorls plicated round the upper part, last whorl smooth, with the plaits conspicuously noded, the rest encircled with fine ridges, the plaits being smooth; canal spirally grooved; yellowish-red.

LAMARCK, Anim. sans vert. (Deshayes' edit.) vol. ix. p. 513.

Fusus elongatus, Kiener.

Hab. Eastern Seas.

One of those species equally allied in form to the *Pyrula Ternatana* and *Fusus colosseus*, and might be referred to either genus. It is distinguished from the following species by its smooth surface and by the more rounded growth of the whorls.

Species 6. (Mus. Cuming.)

PYRULA TERNATANA. *Pyr. testā elongato-pyriformi, anfractibus supernè angulatis, ad angulum acutè nodosis, nodis erectis prominentibus, anfractibus spiraliter liratis, liris subobtusis, irregularibus, supra angulum tenuibus, infra latiusculis; castaneo-fuscā, apertura fauce, lutescente-carneā.*

THE TERNATE PYRULA. Shell elongately pyriform, whorls angulated round the upper part, sharply noded at the angle, nodules erect, prominent, whorls spirally ridged, ridges somewhat obtuse, irregular, fine above the angle, rather broad beneath; chestnut brown, interior yellowish-flesh colour.

LAMARCK, Anim. sans vert. (Deshayes' edit.) vol. ix. p. 513.

Murex Ternatanus, Gmelin.

Hab. Island of Guimaras, Philippines (found on mud banks); Cuming.

Although there is no mention of this species in the 'Systema Naturæ', it was known to several writers on Natural History anterior to Linnæus; and appears to have been named the 'Ternate Spindle' after one of the Molucca or Spice Islands, by a Dutch missionary resident at Amboyna of the name of Valentyn, in a work published in Amsterdam about the year 1725.

Species 7. (Mus. Cuming.)

PYRULA CORONA. *Pyr. testā ovato-pyriformi, anfractibus supernè concavo-angulatis, squamis fornicatis erectis creberrimè et irregulariter ordinatis ad angulum coronatis, squamarum serie unicā prope ad basem; albidā, cæruleo et rufo-fusco fasciatā.*

THE CROWN PYRULA. Shell ovately pyriform, whorls concavely angulated round the upper part, coronated at the angle with erect vaulted scales, arranged very closely and irregularly, with also a single row of scales near the base; whitish, banded with blue and red-brown.

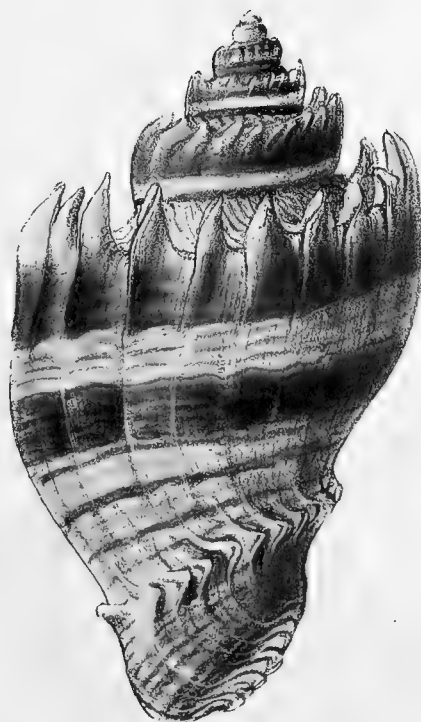
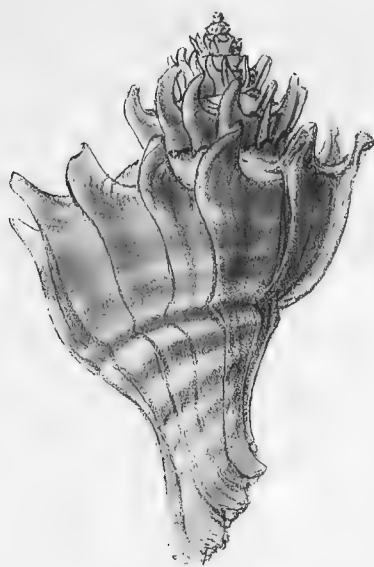
Corona Mexicana, Chemnitz, Conch. Cab. vol. x. p. 243. pl. 161. f. 1526, 1527.


Murex corona, Gmelin.

Fusus corona, Lamarck.

Hab. Mexico.

This well-known and characteristic species hitherto referred to *Fusus*, belongs to the present group.







4.




5



6



7



PYRULA.

PLATE III.

Species 8. (Mus. Cuming.)

PYRULA LACTEA. *Pyrul. testā subfusiformi, anfractibus transversim tenuiter liris et striatis, supernè angulatis, ad angulum nodoso-tuberculatis aperturae fauce radiatim tenuiliris; intus extusque flavescente-lactea.*

THE CREAM-COLOURED PYRULA. Shell somewhat fusiform, whorls transversely finely ridged and striated, angulated round the upper part, nodosely tubercled at the angle; interior of the aperture radiately finely ridged; yellowish-cream colour within and without.

Hab. Philippine Islands; Cuming, Belcher.

Although partaking very much of the form of *P. pugilina*, it is nevertheless distinct, and apparently constant in colour; care must be taken not to confound it also with young specimens of *Fusus colosseus*.

Species 9. (Mus. Cuming.)

PYRULA ANOMALA. *Pyrul. testā solidā, subfusiformi, anfractibus transversim sulcatis et striatis, medio tumidis, longitudinaliter plicatis et nodosis; columellā umbilicatā; labro serrato; lutescente-albā.*

THE ANOMALOUS PYRULA. Shell solid, somewhat fusiform, whorls transversely grooved and striated, swollen in the middle, longitudinally plicated and noduled; columella umbilicated; lip serrated; yellowish-white.

Hab. —?

This is one of those anomalous forms which has no genus exactly suited for its reception, and I merely include it under the head of *Pyrula* on account of its generic affinity with the *P. subrostrata*. Resembling some species of *Turbinella* in general appearance, it wants the columellar plaits, by which that genus is characterized.

Species 10. (Mus. Cuming.)

PYRULA CLAVELLA. *Pyrul. testā oblongo-pyriformi, canali subelongato, anfractibus rotundatis, liris tenuibus undique creberrime cingulatis, interstitiis striatis; aperturae fauce radiatim sulcatā; albidā, liris aurantio-fusco multiarticulatis, intus albā.*

THE LITTLE CLUB PYRULA. Shell elongately pyriform, canal somewhat elongated, whorls rounded, very closely encircled throughout with fine ridges, the interstices between which are striated; interior of

the aperture radiately grooved; whitish, ridges profusely articulated with orange-brown, interior white.

Hab. China.

An interesting species not included in M. Kiener's monograph nor hitherto described; it is figured in Griffith's Cuvier Pl. 37. Fig. 4. under the name of *P. striata* from which, it is scarcely necessary to add, it is quite distinct.

Species 11. (Mus. Cuming.)

PYRULA SUBROSTRATA. *Pyrul. testā ovato-pyriformi, crassā, solidā, basi subrecurvā, transversim striatā, prope basem sulcatā, deinde contractā, spirā apicem versus fortiter nodulosā; columellā excavatā; aperturae fauce profundè sulcatā; eburneā, epidermide luteā lævigatā indutā.*

THE SLIGHTLY BEAKED PYRULA. Shell ovately pyriform, thick, solid, recurved at the base, transversely striated, grooved near the base, then contracted; spire strongly noduled towards the apex; columella excavated; interior of the aperture deeply grooved; ivory-white, covered with a smooth yellow epidermis.

GRAY, Zool. Voy. Blossom, p. 115. pl. 36. f. 15.

Buccinum subrostratum, Wood.

Fusus lapillus, Broderip and Sowerby.

Hab. Bay of Montija, West Columbia (in sandy mud at the depth of twelve fathoms); Cuming.

A solid heavy shell having more the appearance of a plait-less *Turbinella* than a *Pyrula*.

Fig. 12. (Mus. Cuming.)

The shell represented at Fig. 9 is, I think, merely an elongated growth of the typical form figured in this place. The same name therefore applies to the present which is the more characteristic illustration of the species.

For Sp. 13 see Plate IX.

Species 13 (Mus. Cuming.)

PYRULA PERVERSA. *Pyrul. testā sinistrali, pyriformi, ventricosā, canali elongato; anfractibus striis subdis-tantibus leviter undulatis cingulatis, supernè angulatis, ad angulum tuberculis coronatis, plicis quasi varicibus planatis e tuberculis usque ad basem; luteo-albidā vel cærulescente, fusco longitudinaliter fasciatā et nebulatā, intus albā.*

PYRULA.—PLATE III.

THE REVERSED PYRULA. Shell sinistral, pyriform, ventricose, canal elongated, whorls encircled with slightly waved rather distant striæ, angulated round the upper part, coronated at the angle with tubercles, a fold like a flattened varix extending from each tubercle down to the base; yellowish-white or blueish, longitudinally banded and clouded with brown, interior white.

LAMARCK, Anim. sans vert. vol. ix. p. 506.

Murex perversus, Linnæus.

AN eadem distorta? *Pyrula candelabrum*, Lamarck.

Hab. Gulf of Mexico.

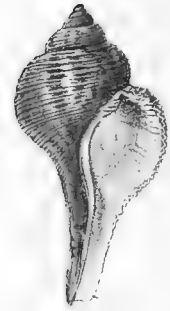
I have every reason to think that the *P. candelabrum* of Lamarck, is merely a mis-shapen growth of the species under consideration, if not of the *P. arauana*.



9



8



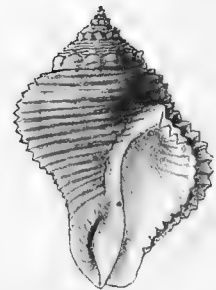
10



3

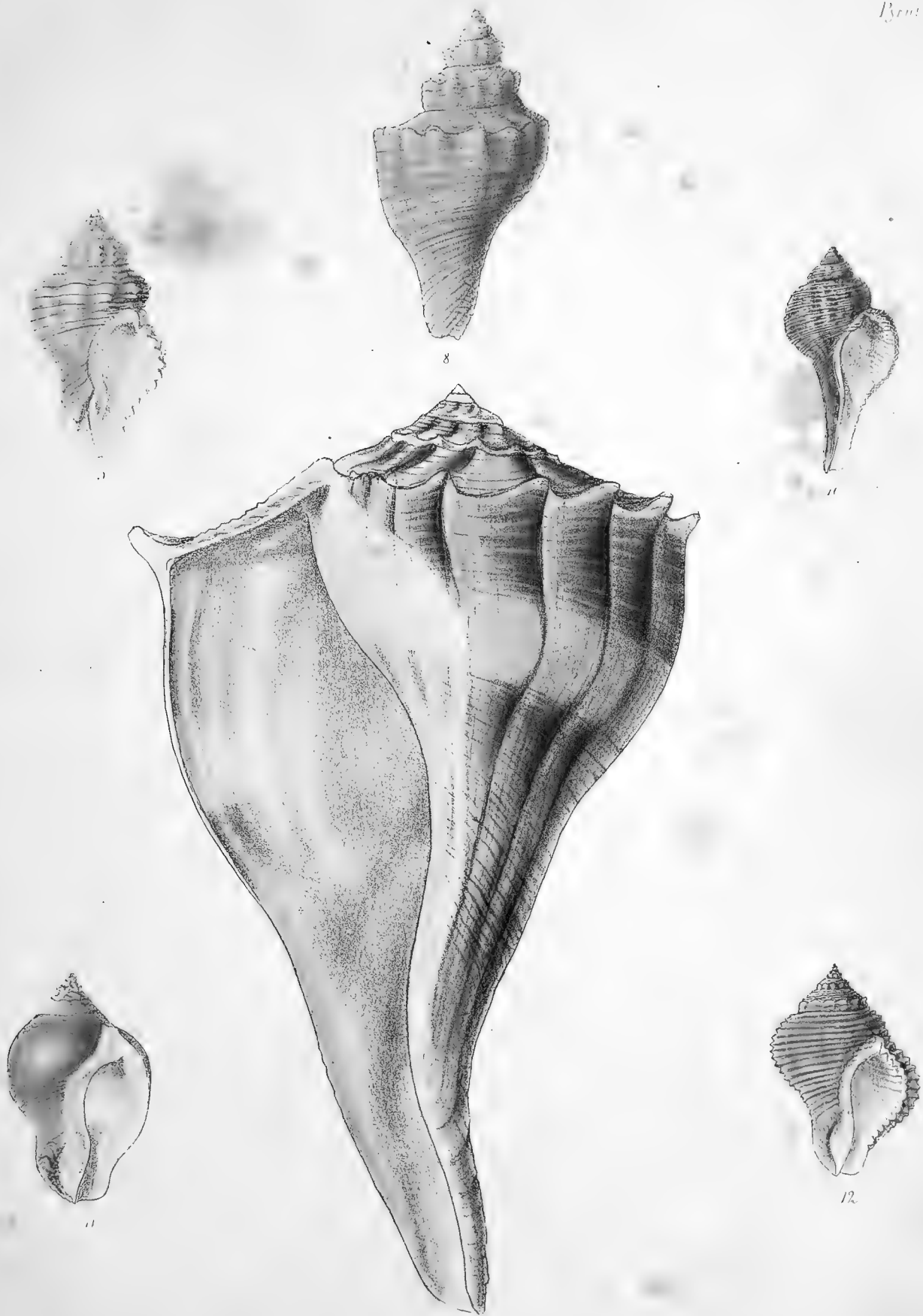


11



12





5 10
1 2 6
4 17 6
3 2 6

PYRULA.

PLATE IV.

Species 14. (Mus. Cuming.)

PYRULA BULBOSA. *Pyrul. testā pyriformi, ventricosissimā, spiræ suturis impressis, anfractibus transversim striatis, bifariam vel trifariam squamato-tuberculatis; columellā ampliter umbilicatā; canali brevissimo; apertura fauce radiatim sulcatā; extus rufescente-fuscā, intus carnēā.*

THE BULBOUS PYRULA. Shell pyriform extremely ventricose, sutures of the spire impressed, whorls transversely striated, encircled with two or three rows of squamate tubercles; columella very largely umbilicated; canal very short; interior of the aperture radiately grooved; exterior reddish-brown, interior flesh colour.

SOLANDER, MSS., Dillwyn, Cat. of Shells vol. ii. p. 631.

Murex rapa, Gmelin (not of Linnæus).

Pyrula rapa, Lamarck.

Murex rapiformis, var. *a.* Born.

Hab. Eastern Seas.

The *Pyrula papyracea* Lamarck, and not the species under consideration, is *Murex rapa* of Linnæus; hence the necessity for an alteration of names. I do not however agree with the learned editor of the 'Anim. sans vert.' in adopting Born's specific title, *rapiformis*, whilst there is already a *P. rapa*.

Species 15. (Fig *a* and *c* Mus. Belcher, Fig *b* Mus. Cuming.)

PYRULA BEZOAR. *Pyrul. testā abbreviato-pyriformi, ven-*

tricosissimā, crassiusculā, transversim striatā, trifariam vel quadrifariam squamato-tuberculatā, anfractibus superne angulatis, supra angulum interdum concentricè fimbriato-plicatis; columellā subumbilicatā; apertura fauce radiatim sulcatā; albido-fuscescente, cingulis angustis nigris plus minusve articulatā, intus rufo-aurantiā.

THE BEZOAR PYRULA. Shell abbreviately pyriform, very ventricose, rather thick, transversely striated, encircled with three or four rows of squamate tubercles; whorls angulated round the upper part, sometimes concentrically fimbriately plicated above the angle; columella moderately umbilicated; aperture radiately grooved; whitish brown, more or less articulated with narrow black zones, interior reddish orange.

LAMARCK, Anim. sans vert. vol. ix. p. 514.

Buccinum bezoar, Linnæus.

Purpura bezoar, Kiener.

Murex rapiformis, var. *β* Born.

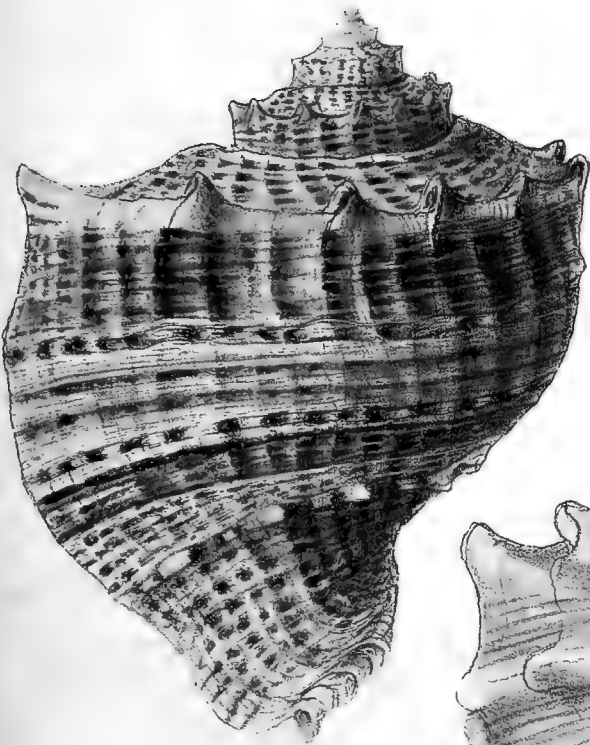
Hab. Eastern Seas.

To illustrate this extremely variable species in an adequate manner, I have selected three specimens exhibiting its most distinct phases of growth. In Fig 15 *b*, which is that of most common occurrence, the upper part of the whorl is crowded with fimbriated plaits; Fig 15 *a*, is chiefly characteristic of the narrow articulated zones of dark painting, of which there are indications more or less in all specimens; and Fig 15 *c*, represents a magnificent example of finely expanded growth richly coloured in the interior.


70



14



15a



15b



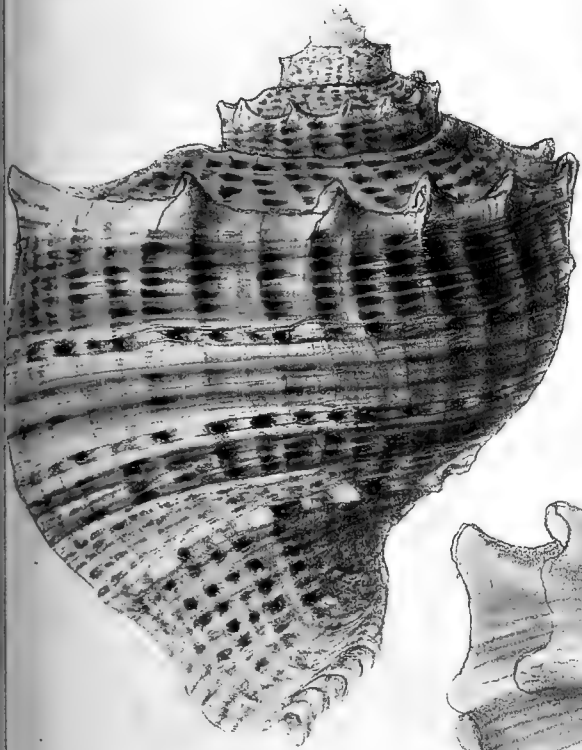
15c

Pattern


Lynceus P. II.



p 14



15a



15b



15c



PYRULA.

PLATE V.

Species 16. (Mus. Brit.)

PYRULA ARUANA. *Pyrul. testá pyriformi, ventricosá, tumidá, crassiusculá, transversim striatá, anfractibus supernè depresso-angulatis, tuberculis grandibus prominentibus squamatis ad angulum armatis, aperturae fauce striatá; albidá, rubido-fusco longitudinaliter strigatá et transversim fasciatá, columellá aurantiorufá.*

THE LARGE FIG PYRULA. Shell pyriform, ventricosely swollen, rather thick, transversely striated, whorls depressly angled round the upper part, armed at the angle with large prominent squamate tubercles; interior of the aperture striated; whitish, longitudinally streaked and transversely banded with reddish brown; columella orange-red.

Murex aruanus, Linnæus, Mus. Ulric. p. 641.

Murex carica, Gmelin.

Pyrula carica, Lamarck.

Hab. — ?

This species may be distinguished from the *P. perversa* by its stouter and broader growth, and by the orange red colouring of the columella. It grows to a larger size and I am not aware that it is ever found reversed.

Species 17. (Fig. *a* and *b*, Mus. Cuming.

Fig. *c*. Mus. Brit.)

PYRULA PARADISIACA. *Pyrul. testá ovato-pyriformi, crassá, solidá, basi abbreviatá et umbilicatá; anfractibus supernè angulatis, nunc rotundatis lævibus, nunc concavis, conspicuè nodosis, basi et supra angulum spiraliter sulcatis; albidá aut vividè aurantio-fulvá,*

in testá juniore fasciis numerosis angustis purpureo-fuscis undique spiraliter cingulatá.

THE PARADISE PYRULA. Shell ovately pyriform, thick, solid, abbreviated and umbilicated at the base; whorls angulated round the upper part, sometimes concave and conspicuously nodose, spirally grooved at the base and above the angle; whitish or bright orange-yellow, encircled in the young shell with numerous narrow purple-brown bands.

Pyrum Paradisiacum, Martini, Conch. Cab. vol. iii. p. 202.

pl. 94. f. 909, 910.

Murex ficus nodosa, Chemnitz.

Buccinum pyrum, Gmelin.

Pyrula nodosa and *citrina*, Lamarck.

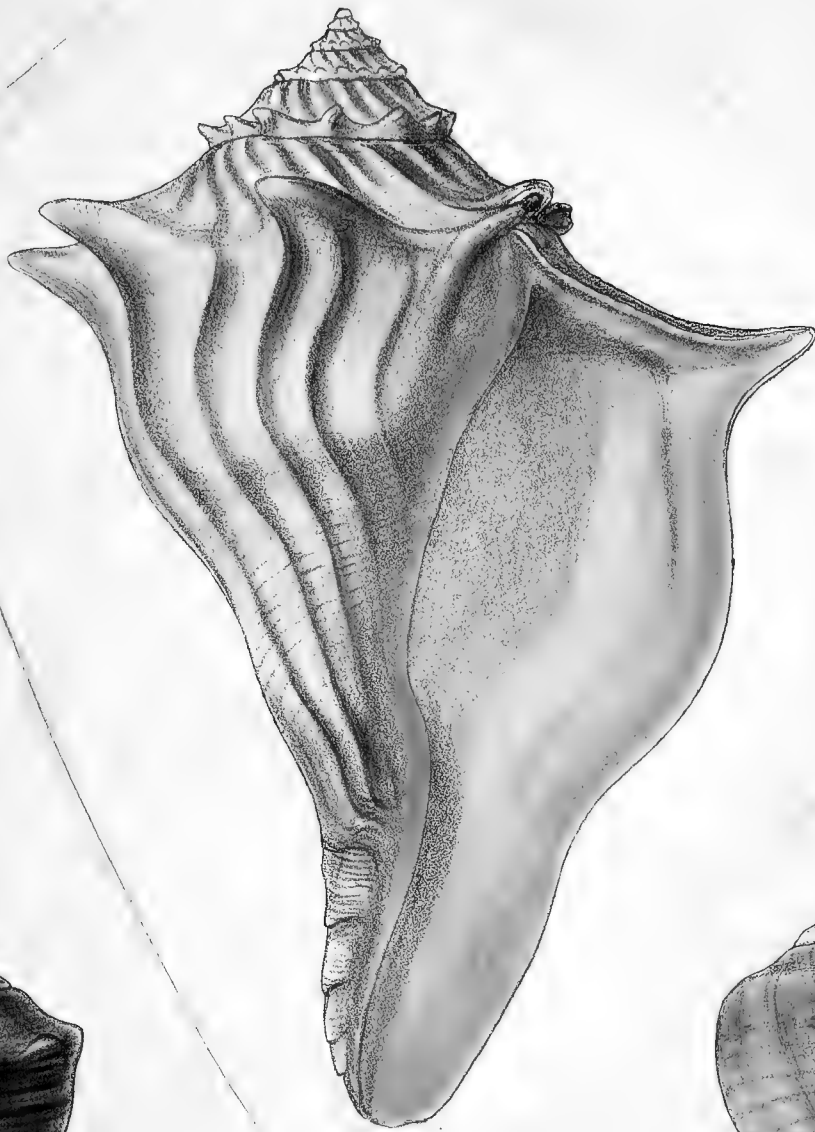
Hab. Ceylon, Mozambique, &c.

Few species exhibit a wider variation of growth than the present, some examples being rounded and smooth at the top (properly speaking, the base) whilst others are strongly noduled. The difference in the style of painting appears rather to indicate a difference in age; not that every specimen in an early stage of growth exhibits the bright purple brown bands represented at Fig. 17 *a*, but all that have this character are found of lighter growth, and traces of it may be observed in the rich orange yellow specimens of maturer age.

Lamarck notices the circumstance of this shell being vulgarly called 'The Orange-mouth Pear', *Poire à bouche orangée*; it was, however, originally called the 'Pear of Paradise', *Poire du Paradis*, *Oranjiemondige Paradysspeer*, and I think Martini's name above quoted should certainly be retained.

July, 1847.





16



17.a



17.b



17.c

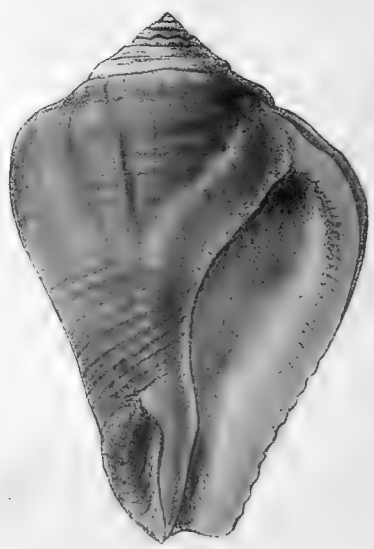




16




17



18



19



PYRULA.

PLATE VI.

Species 18. (Mus. Cuming.)

PYRULA MELONGENA. *Pyrul. testā ovatā, ventricosā, supernè tumidā, spirā parvā, peculiariter demersā, basi emarginatā et recurvā; spiræ anfractibus transversim tenuiliratis, concentricè plicatis, ultimo lævigato, nunc mutico, nunc tuberculis squamatis prominentibus bitriseriatim armato, aperturā peramplā, supernè canaliculatā; rubido-fuscā aut cærulescente fasciis angustis luteis irregulariter cingulatā, intus albā.*

THE WELL-ARMED PYRULA. Shell ovate, ventricose, swollen round the upper part, spire small, peculiarly sunk; whorls of the spire transversely finely ridged, concentrically plaited, last whorl smooth, sometimes armed with two or three rows of prominent squamate tubercles, sometimes without; aperture very large, canaliculated at the upper part; reddish brown or blueish, encircled with irregular narrow yellowish bands, interior white.

LAMARCK, Anim. s. vert. (Deshayes' edit.) vol. ix. p. 509.
Murex melongena, Linnæus.

Hab. Eastern Seas.

This well-known species, like the *P. Paradisiaca*, is as frequently found without tubercles as with.

Species 19. (Mus. Cuming.)

PYRULA BISPINOSA. *Pyrul. testā ovato-fusiforimi, transversim undique subrugoso-liratā, spiræ anfractibus concentricè plicato-costatis, suturis squamatis, ultimo supernè angulato, squamarum serièbus duabus ad angulum armato, squamarum serie unicā prope basin; albā, intus aurantio-lutescente.*

THE DOUBLE-SPINED PYRULA. Shell ovately fusiform, transversely rather roughly ridged throughout, whorls of the spire concentrically plicately ribbed, sutures squamate, last whorl angulated round the upper part, armed with two rows of scales at the angle, also with a single row of scales near the base; white, orange-yellow within.

PHILIPPI, Abb. und Besch. Conch. Pyrula, Pl. I. f. 7, 8.

Hab. —?

The leading feature of this species appears to consist in the body-whorl being surmounted by a double row of scales; a character not observed by Lamarck in his description of *P. angulata*, which it seems most to approximate. The specimen here represented from Mr. Cuming's collection, the only one I have seen, does not exhibit the brown band represented by Philippi.

Species 20. (Mus. Cuming.)

PYRULA PATULA. *Pyrul. testā ovatā, subpyriformi, ventricosā, supernè tumidā, spirā parvā, acutā, peculiariter demersā; spiræ anfractibus concentricè plicato-costatis, ultimo lævigato, basin versus sulcato, supernè concavo-depresso, plerumque rotundato, mutico, interdum tuberculorum serie unicā coronato; aperturā peramplā, supernè canaliculatā; castaneo-fuscā, fasciis lineisque luteis cingulatis epidermide crassā fibrosā indutā, aperturā pallidè aurantio-carneā.*

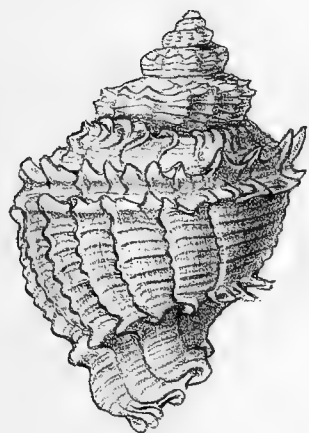
THE WIDE-OPEN PYRULA. Shell ovate, somewhat pyriform, ventricose, swollen round the upper part, spire small, acute, peculiarly sunk, whorls of the spire concentrically plicately ribbed, the last whorl smooth, grooved towards the base, concavely depressed round the upper part, generally rounded, and free from tubercles, sometimes coronated with a single row; aperture very large, canaliculated at the upper part; chesnut brown, encircled with yellow bands and lines, covered with a thick fibrous epidermis; aperture pale orange flesh-colour.

BRODERIP, and SOWERBY, Zool. Journ. vol. iv. p. 377.


Hab. Bay of Caraccas (on mud banks); Cuming.

So closely does this species approximate to the *P. melongena*, that it might almost be regarded as a variety of that species. It appears, however, distinct, and is from a very different locality.

July, 1847.



19a




18


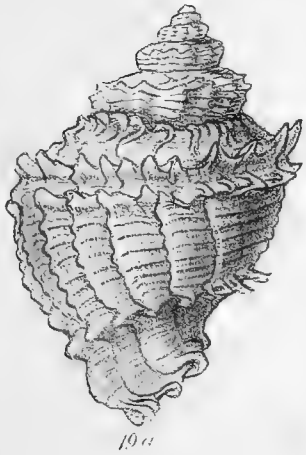



19b



20







PYRULA.

PLATE VII.

Species 21. (Mus. Cuming.)

PYRULA RAPA. *Pyrul. testā pyriformi, ventricosissimā, tenui, subpellucidā, spirā plano-depressā, anfractibus rotundatis, transversim liratis, liris rotundatis, obsoletē squamatis; canali plus minusve elongato; luteo-albidā.*

THE RAPE PYRULA. Shell pyriform, very ventricose, thin, somewhat transparent, spire flatly depressed, whorls rounded, transversely ridged, ridges rounded, obsoletely squamate; canal more or less elongated; yellowish white.

Bulla rapa, Linnæus, Syst. Nat. (12th edit.) p. 1184.

Pyrula papyracea, Lamarck.

Hab. Island of Ticao, Philippines (among coral sand); Cuming.

The chief variation in the growth of this species consists, in some specimens being closely spirally ridged throughout, whilst others are smooth or ridged only at the base.

Species 22. (Fig. 22 and 23, Mus. Cuming.)

PYRULA GALEODES. *Pyrul. testā ovato-pyriformi, subventricosā, undique spiraliter lirata basin versus contractā, spirā acutā, compresso-tuberculatā, suturis profundis, erecto-squamatis, anfractu ultimo vel rotundato mutico, vel angulato squamarum seriebus duabus tribusve armato; fuscā, liris saturatioribus, aperturā lutescente.*

THE HELMET-LIKE PYRULA. Shell ovately pyriform, somewhat ventricose, spirally obtusely ridged throughout, contracted towards the base, spire sharp, compressly tuberculated, sutures deep, erectly squamate, last whorl either rounded and free from scales, or armed with two or three rows; pale brown, ridges of a darker brown, aperture yellowish.

LAMARCK, Anim. s. vert. (Deshayes' edit.) vol. ix. p. 517.

Varietates, *Pyrulæ angulata* and *squamosa*, Lamarck.

Pyrula hippocastanum, Enc. Méth.

Murex calcaratus, Dillwyn.

Hab. Island of Samar, Philippines (at roots of Mango trees); Cuming.

There is little doubt but that the *P. galeodes*, *angulata* and *squamosa* of Lamarck are varieties of the same species, illustrative of different growth as already noticed in the *P. melongena* and *Paradisiaca*.

For fig. 23, see Plate IX.

Species 24. (Mus. Brit.)

PYRULA BUCEPHALA. *Pyrul. testā ovato-pyriformi, transversim spiraliter lirata, liris anfractis ultimi plus minusve obsoletis, anfractibus supernè angulatis, seriebus duabus tubercolorum fortium prominentium armatis, tuberculis seriei superioris multò majoribus; luteo-aurantiā, epidermide fibrosā indutā.*

THE BUCEPHALOUS PYRULA. Shell ovately pyriform, transversely spirally ridged, ridges of the last whorl more or less obsolete; whorls angulated round the upper part, armed with two rows of prominent tubercles, of which the lower row is much the larger; yellowish orange, covered with a fibrous epidermis.

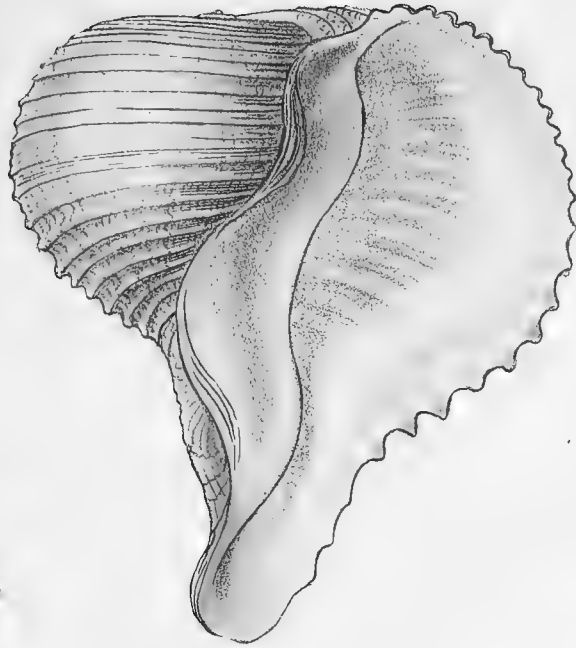
LAMARCK, Anim. s. vert. (Deshayes' edit.) vol. ix. p. 508.

Hab. Mexico.

Chemnitz figures this species in the 'Conchylien Cabinet' with the title *Murex carnarius*, apparently confounding it with the species described under that name by his predecessor Martini, which is an orange-tinted variety of the *Pyrula pugilina*; and Dillwyn followed the same mistake by calling the species under consideration *Murex pugilinus*, var.

July, 1847.





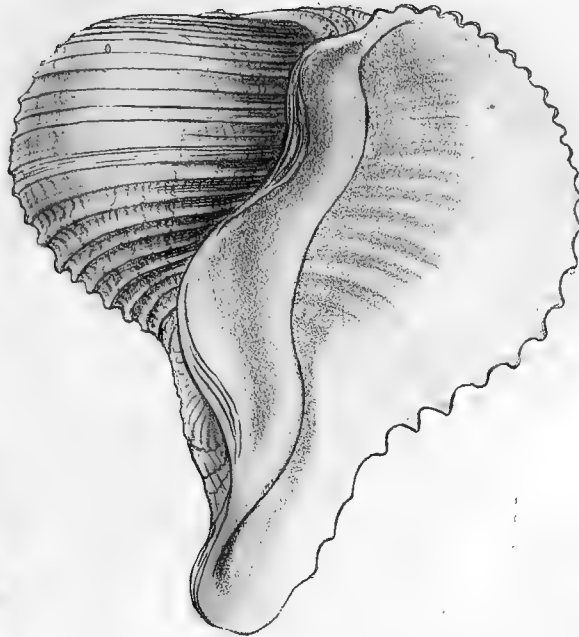
22



23



21



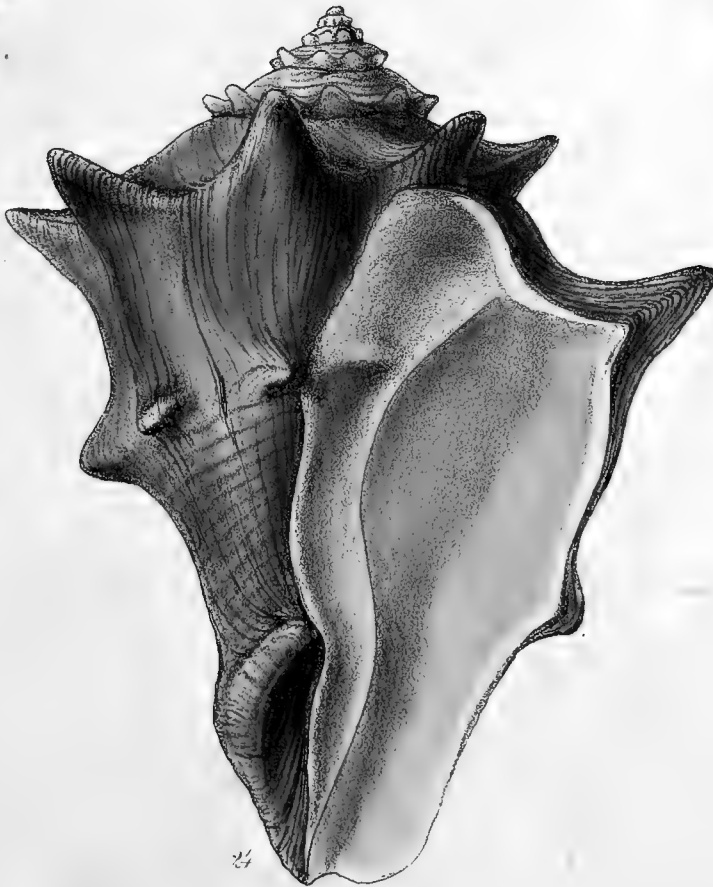
21



22



23



24



PYRULA.

PLATE VIII.

Species 25. (Mus. Cuming.)

PYRULA MAWÆ. *Pyrul. testâ pyriformi, ampliter umbilicatâ, plus minusve evolutâ, anfractibus spiraliter striatis, supernè latissimè plano-depressis, acutè angulatis, ad angulum compresso-squamatis, squamis inflexis, anfractibus infernè contractis, basi extremâ squamatis; albâ aut pallidè rosaceâ.*

MAWÆ'S PYRULA. Shell pyriform, largely umbilicated, more or less unrolled, whorls spirally striated, very broadly flatly depressed round the upper part, sharply angulated, compressely squamate at the angle, scales bent inwards, whorls contracted at the lower part, squamate at the extreme base; white or pinkish.

GRAY, in Griffith's Cuvier, An. King. pl. xxv. f. 3, 4.

Hab. China. Cagayan, Province of Misamis, Island of Mindanao, Philippines (found in sandy mud at the depth of twenty-five fathoms); Cuming.

The growth of this remarkable shell, is similar to that of the *P. bulbosa* on an exaggerated scale.

Species 26. (Mus. Brit.)

PYRULA CANALICULATA. *Pyrul. testâ pyriformi, basi elongatâ, tenui, supernè ventricosâ, anfractibus spiraliter obsolete obtusè liratis, supernè plano-declivibus et angulatis, ad angulum margine incrassato, interdum eximie noduloso, spiræ suturis peculiariter profundè canaliculatis; fulvo-cinereâ, epidermide setosâ indutâ.*

THE CHANNELLED PYRULA. Shell pyriform, elongated at the base, thin, ventricose at the upper part, whorls spirally obtusely ridged, flatly slanting and angulated at the upper part, edge at the angle thickened, sometimes delicately noded, sutures of the spire peculiarly deeply channelled; fulvous ash-colour, covered with a fine bristly epidermis.

LAMARCK, Anim. s. vert. (Deshayes' edit.) vol. ix. p. 504.

Murex canaliculatus, Linnæus.

Hab. Massachusetts, United States; Gould.

The nodules which characterize the angle of the whorls of this species, in an early stage of growth, mostly become obsolete with age. The broad excavated canal passing round the sutures of the spire is curious, and so also is the epidermis, which consists of a number of fine erect bristles, sprouting up from the spiral ridges with the utmost regularity.

M.M. Schubert and Wagner, in their Supplement to Chemnitz, confounds this and the *Pyrula spirata* together; likewise M. Kiener, with the following observations,—“the *P. spirata* and *canaliculata* of Lamarck, are so closely

allied, that I cannot discover any character sufficiently constant to distinguish them; the differences which have been remarked by authors are only due to sex or locality”! Whatever doubt may exist as to which of the two is the original *Murex canaliculatus* of Linnæus, there can be none as to their being distinct from each other; the *P. spirata* is a tropical species inhabiting the coast of Mexico.

Dr. Gould observes, in reference to the locality, Canada and the Arctic Seas, usually cited for this species, that “Cape Cod is probably its northernmost limit.”

Species 27. (Mus. Cuming.)

PYRULA SPIRATA. *Pyrul. testâ oblongo-pyriformi, basi elongatâ, spirâ depressâ, suturis declivi-caniculatis, anfractibus spiraliter undique creberrimè striatis, supernè rotundatis, vix angulatis; apertura fauce supernè radiatim lirâtâ, cærulescente-albâ, fasciis rufo-fuscis longitudinalibus et transversis vividè pictâ.*

THE SPIRAL PYRULA. Shell oblong-pyriform, elongated at the base, spire much depressed, sutures channelled in a slanting manner, whorls very closely spirally striated throughout, rounded and scarcely angulated round the upper part; interior of the aperture radiately ridged at the upper part; blueish white, richly painted with transverse and longitudinal reddish brown bands.

LAMARCK, Anim. s. vert. (Deshayes' edit.) vol. ix. p. 512.

Murex pyrum, Dillwyn.

Hab. Gulf of Mexico.

This interesting species approaches in form to the *Ficula*. From *P. canaliculata*, it may be discriminated by the commonest observer.

Species 28. (Mus. Cuming.)

PYRULA LINEATA. *Pyrul. testâ abbreviato-pyriformi, valdè inflatâ, spirâ parvâ, depressâ, ferè occultâ; columellâ excavatâ, basi contortâ; albidâ, strigis rufo-fuscis notatâ, prope columellam pulcherrimè violaceâ.*

THE LINEATED PYRULA. Shell abbreviately pyriform, very inflated, spire small, depressed, nearly hid; columella excavated, twisted at the base; whitish, marked longitudinally with red brown streaks, beautifully violet next the columella.

LAMARCK, Anim. s. vert. (Deshayes' edit.) vol. ix. p. 520.

Buccinum bulbosus, Wood.

Pyrula elata, Schubert and Wagner.

Hab. — ?

An extremely rare, beautiful, and very characteristic species, which cannot well be confounded with any other.






25



26




27



28







PYRULA.

PLATE IX.

Species 12. (Mus. Cuming.)

PYRULA LIGNARIA. *Pyrul. testá ovatá, subfusiformi, basi recurvâ, spirâ subturritâ; anfractibus undique transversim liratis, medio angulato-ventricosi, ad angulum subindistinctè plicato-nodosi, nodis compressis; fuscâ.*

THE WOODEN PYRULA. Shell ovate, somewhat fusiform, recurved at the base, spire slightly turreted; whorls transversely ridged throughout, angularly ventricose in the middle, rather indistinctly plicately noded at the angle, nodules compressed; brown.

Hab. — ?

Partaking rather of the character of *Fusus*, but equally referable to the present genus.

Species 22. (Mus. Cuming.)

PYRULA TUBA. *Pyrul. testâ subfusiformi, spirâ turritâ, anfractibus undique transversim sulcatis, supernè angulatis, ad angulum tuberculatis, tuberculis prominentibus acutis; pallidè fulvâ.*

THE TRUMPET PYRULA. Shell somewhat fusiform, spire turreted, whorls transversely grooved throughout, angulated round the upper part, tuberculated at the angle, tubercles sharp and prominent; pale fulvous colour.

LAMARCK, Anim. sans vert. (Deshayes' edit.) vol. ix. p. 507.

Murex tuba, Gmelin.

Fusus tuba, Enc. Méth., Kiener.

Hab. China; Lamarck.

This species ranges also on the limits of the genera *Pyrula* and *Fusus*, and is so nearly allied in form, colour, and general aspect to the *F. colosseus*, that it might easily

be mistaken for that species; it is, however, distinguished by its shorter and more pyriform growth, and by its prominent diadem of tubercles.

Species 29. (Mus. Cuming.)

PYRULA SPIRILLUS. *Pyrul. testâ pyriformi, ventricosâ, spirâ plano-depressâ, apice papillosâ, erectâ, basi in canalem gracilem elongatâ; anfractibus transversim exiliter sulcatis, supernè acutè angulatis, ad angulum carinatis et compresso-nodosi, nodis solitariis infernè viseriatim armatis, labro columellari latè expansâ, aperturæ fauce sulcatâ; fulvâ, punctis rufo-fuscis hic illic aspersâ.*

THE LITTLE SPIRE PYRULA. Shell pyriform, ventricose, spire flatly depressed, apex papillary and erect, base elongated into a slender canal; whorls transversely faintly grooved, sharply angulated round the upper part, keeled and compressly noded at the angle, with a row of solitary nodules round the lower part; columellar lip broadly expanded, interior of the aperture grooved; fulvous colour, sprinkled here and there with red-brown dots.

LAMARCK, Anim. sans vert. (Deshayes' edit.) vol. ix. p. 518.

Murex spirillus, Linnæus.

Turbinellus spirillus, Swainson.

Haustellum carinatum, Schumacher.

Hab. Eastern Seas.

The *Pyrula spirillus* is a very peculiar species, and so far removed in its general character from any other, either of this or the neighbouring genera, that some idea has been entertained of erecting it into a genus after the manner of Schumacher, who connects with it the *Murex haustellum*.

July, 1847.






13 a.



13 b.



22.



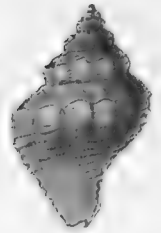
29 a.



29 b.



13 a.



13 b.



22.



29 a.



29 b.



PYRULA.

	Plate.	Species.		Plate.	Species.
<i>angulata</i> , Lamarck	VII.	22	<i>lactca</i> , Reeve	III.	8
<i>anomala</i> , Reeve	III.	9	<i>lignaria</i> , Reeve	IX.	12
<i>aruana</i> (<i>Murex</i>), Linn.	V.	16	<i>lineata</i> , Lamarck	VIII.	28
<i>Belcheri</i> (<i>Murex</i>), Hinds	II.	4	<i>Mawæ</i> , Gray	VIII.	25
<i>bezoar</i> (<i>Buccinum</i>), Linn.	IV.	15	<i>melongena</i> (<i>Murex</i>), Linn.	VI.	18
<i>bispinosa</i> , Philippi	VI.	19	<i>morio</i> (<i>Murex</i>), Linn.	I.	3
<i>bucephala</i> , Lamarck	VII.	24	<i>nodosa</i> , Lamarck	V.	17
<i>bulbosa</i> (<i>Murex</i>), Soland.	IV.	14	<i>papyracea</i> , Lamarck	VII.	21
<i>canaliculata</i> (<i>Murex</i>), Linn.	VIII.	26	<i>Paradisiaca</i> , Reeve	V.	17
<i>candelabrum</i> , Lamarck	III.	13	<i>patula</i> , Brod. and Sow.	VI.	20
<i>carica</i> , Lamarck	V.	16	<i>perversa</i> , Lamarck	III.	13
<i>carnaria</i> , Enc. Méth.	I.	1	<i>pugilina</i> (<i>Murex</i>), Born.	I.	1
<i>citrina</i> , Lamarck	V.	17	<i>rapa</i> (<i>Bulla</i>), Linn.	VII.	21
<i>clavella</i> , Reeve	III.	10	<i>rapa</i> , Lamarck	IV.	14
<i>cochlidium</i> (<i>Murex</i>), Linn.	I.	2	<i>spirata</i> , Lamarck	VIII.	27
<i>corona</i> (<i>Murex</i>), Gmelin	II.	7	<i>spirillus</i> (<i>Murex</i>), Linn.	IX.	29
<i>elata</i> , Schubert and Wagner	VIII.	28	<i>squamosa</i> , Lamarck	VII.	22
<i>elongata</i> , Lamarck	II.	5	<i>subrostrata</i> , Gray	III.	11
<i>fulva</i> , Deshayes	I.	1	<i>Ternatana</i> (<i>Murex</i>), Gmel.	II.	6
<i>galeodes</i> , Lamarck	VII.	22	<i>tuba</i> (<i>Murex</i>), Gmel.	IX.	23
<i>hippocastanum</i> , Enc. Méth.	VII.	22	<i>vespertilio</i> , Lamarck	I.	1



MONOGRAPH
OF THE GENUS
TURBINELLA.

“Those gay creatures of the element
That in the colours of the rainbow live.”—*Shakspeare.*



TURBINELLA.

PLATE I.

Genus TURBINELLA, *Lamarck.*

Testa ovata vel fusiformis, solidiuscula, sæpè ponderosa, spirâ nunc brevi nunc elongatâ, canali interdum brevissimo recurvo, interdum elongato erecto, anfractibus plerumque liratis et tuberculatis, raro lævigatis; columellâ plicatâ, plicis unicâ ad quinque compressis; epidermide corneâ aut fibrosâ. Operculum parvum, corneum, acuminatum.

Shell ovate or fusiform, rather solid, often ponderous, spire sometimes short, sometimes elongated, canal now very short and recurved, now elongated and straight; whorls generally ridged and tubercled, rarely smooth; columella plaited, plaits compressed, one to five in number; epidermis horny or fibrous. Operculum small, horny, acuminated.

Apart from any consideration of the animal, the *Turbinellæ* appear at first sight to be a compound of *Voluta* and *Murex*, hence the species known to Linnæus were referred, some to the former, some to the latter genus; it is, however, to the *Murices*, through *Fusus* and *Fasciolaria*, that the subjects of the present monograph are strictly allied, and, though verging into these genera, constitute a very natural and interesting group.

The *Turbinellæ*, comparatively limited in species, are yet widely dissimilar in aspect, and may be distributed into four, if not five, sections, of which the several types are the *T. pyrum*, *cornigera*, *infundibulum*, *polygona* and *nassatula*. The species are characterized by considerable variety and force of sculpture, and great brilliancy of colour; the plaits are very irregular both in number and development, and are particularly transverse and compressed, ranging into the oblique growth which may be observed in *Fasciolaria*, the more elongated the shell, the more oblique the plaits.

There are few species to add to this genus that have not been already described, but they are well-defined, and of interest. The *Turbinellæ* are tolerably widely distributed, though I am not aware of any being found in New Holland; the principal localities, so far as they can be obtained, are the Philippine Islands, Gallapagos and other islands of the Pacific, Mauritius, Zanzibar, Gambia, Panama, Ceylon, Acapulco, Rio Janeiro, and the West Indies; I have also two species from the Marquesas and Feejee Islands.

Species 1. (Fig. *a, b, c*, Mus. Cuming.)

TURBINELLA POLYGONA. *Turb. testâ fusiformi, liris angustis obtusis undique cingulatâ; anfractibus supernè concavo-depressis, infra biserialim tuberculatis; aperturae fauce exiliter liratâ; aurantio-fulvâ, tuberculis albidis, nigricante-fuscâ, undique peculiariter maculatâ.*

THE MANY-ANGLED TURBINELLA. Shell fusiform, encircled with somewhat obtuse narrow ridges, whorls concavely depressed round the upper part, encircled beneath with two rows of blunt tubercles; interior of the aperture faintly ridged; orange fulvous colour, tubercles whitish, peculiarly blotched throughout with blackish brown.

LAMARCK, *Anim. s. vert.* (Deshayes' edit.) vol. ix. p. 385.

Murex polygonus, Gmelin.

Fusus polygonus, Enc. Méth.

Hab. Island of Ticao, Philippines (on the reefs); Cuming.

The ground colour of this species, orange-fulvous with the tubercles white, is seemingly constant, but the dark blackish brown painting, with which it is more or less embellished, is sometimes disposed merely in dots, most frequently in irregular transverse blotches, and sometimes altogether absent.

Another species, of which a very excellent representation may be found in 'Les Delices des Yeux' of Knorr, Pt. vi. pl. 15. f. 5, and which has been confounded with this, I propose to distinguish in the following plate, Sp. 9, by the name of *T. candelabrum*.

Species 2. (Mus. Cuming.)

TURBINELLA CONCENTRICA. *Turb. testâ angusto-fusiformi, spirâ acutè turratâ, liris elevatis, subdistantibus undique funiculatâ, costis concentricis solidis latiusculis confertis, canali subelongato; aperturae fauce liratâ, liris interruptis subdistantibus; rufo-aurantiâ, epidermide pellucido-fuscâ indutâ, aperturae lutescente.*

THE CONCENTRIC TURBINELLA. Shell narrow-fusiform, spire sharply turreted, corded throughout with rather broad close-set concentric ribs, canal a little elongated; interior of the aperture ridged, ridges interrupted and rather distant; reddish orange, covered with a transparent brown epidermis, aperture yellowish.

Hab. St. Elena, West Columbia (in sandy mud at the depth of seven fathoms); Cuming.

Perfectly distinct from the preceding species, though similar in general aspect; the canal is shorter, the ridges, with which it is forcibly corded throughout, are equal, more distant from each other, and more elevated in the interstices between the ribs, which are closer. The shell has, moreover, a transparent orange-red hue, which is somewhat characteristic.

Species 3. (Mus. Cuming.)

TURBINELLA INFUNDIBULUM. *Turb. testā elongato-turritā, liris angustis conspicuè elevatis, alternatim majoribus, undique funiculatā, costis fortibus latiusculis longitudinalibus; aperturæ fauce liratā, liris subremotis; aurantio-fuscā epidermide castaneā indutā, aperturā lutescente.*

THE FUNNEL TURBINELLA. Shell elongately turreted, corded throughout with conspicuously raised narrow ridges, alternately larger, with rather broad strong longitudinal ribs; interior of the aperture ridged, ridges rather distant; orange brown, covered with a chestnut epidermis, aperture yellowish.

LAMARCK, Anim. s. vert. (Deshayes' edit.) vol. ix. p. 386.

Murex infundibulum, Gmelin.

Fusus infundibulum, Enc. Méth.

Polygona fusiformis, Schumacher.

Hab. West Indies (in deep water); Goss.

Distinguished by its straight elongated spindle-like form and solid structure, closely corded throughout with fine ridges, which are alternately larger.

Species 4. (Mus. Brit.)

TURBINELLA SCOLYMOS. *Turb. testā solidā, fusiformi, medio ventricosā, hexagonali, spirā pyramidaliturratā; anfractibus spiraliter sulcatis, medio lævibus, supernè angulatis, ad angulum usque ad apicem fortiter tuberculatis, utroque tuberculo in costam latam solidam descendente; luteo-albidā, columellā carneo-rosaceā.*

THE ARTICHOKE TURBINELLA. Shell solid, fusiform, ventricose in the middle, six-sided, spire pyramidally turreted; whorls spirally grooved, smooth in the middle, angulated round the upper part, strongly tubercled at the angle to the apex, each tubercle descending in a broad solid rib; yellowish-white, columella flesh-pink.

LAMARCK, Anim. s. vert. (Deshayes' edit.) vol. ix. p. 376.

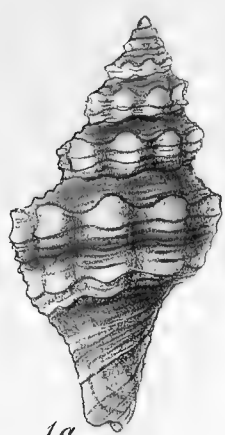
Murex scolymos, Gmelin.

Hab. — ?

This is the only species which assumes such a distinct hexagonal form; it is found of much larger size than represented in the accompanying plate.



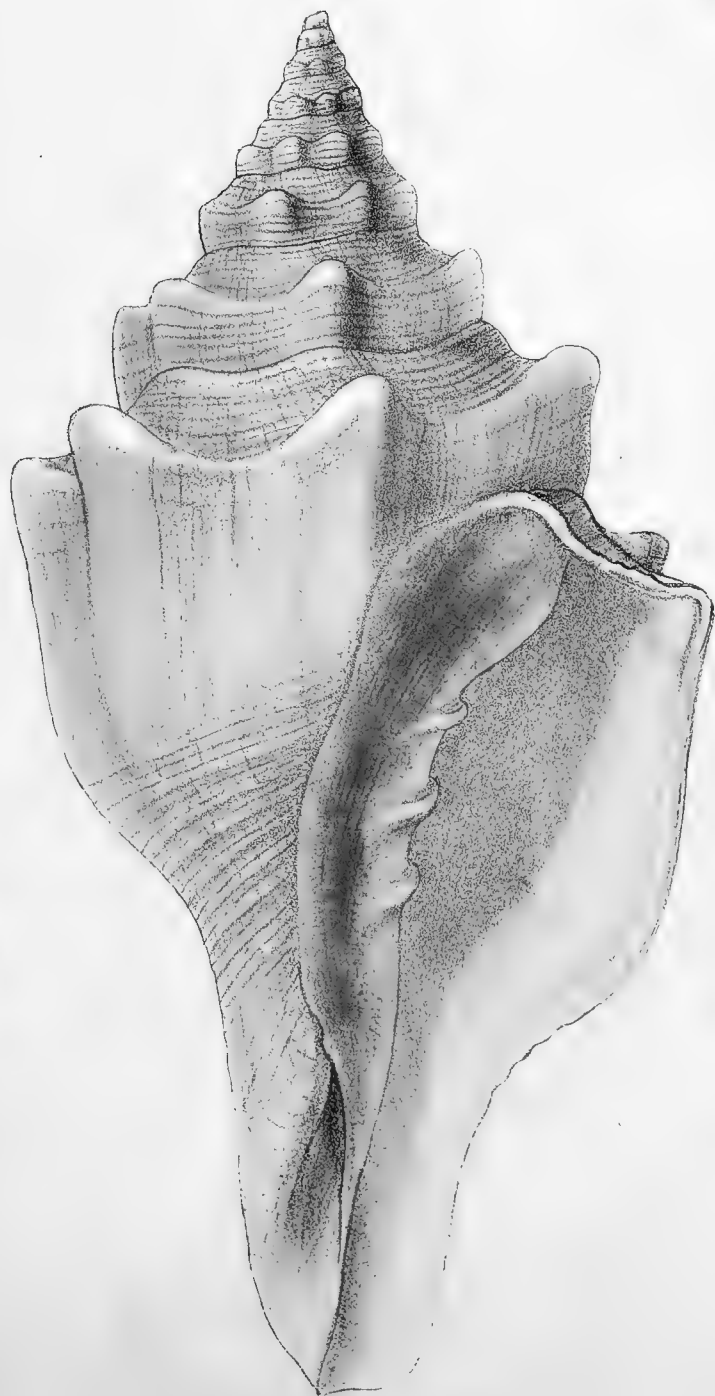
2



1a




3

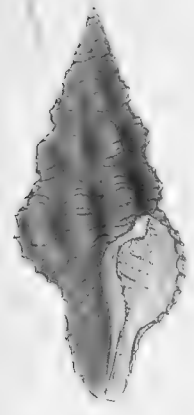


1b



1c





2.



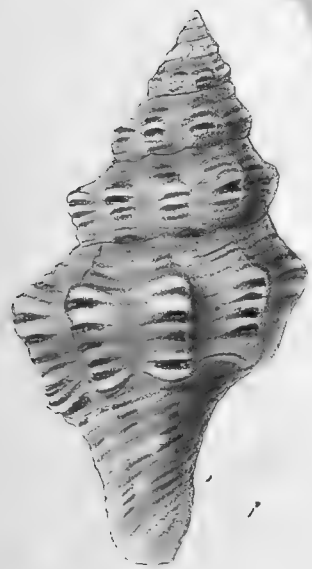
1a



3.



1.




1b



1c.

Sowerby, del. et lith.

Reeve, sculp.



TURBINELLA.

PLATE II.

Species 5. (Mus. Cuming.)

TURBINELLA GEMMATA. *Turb. testā ovatā, crassā, obesā, spirā subacuminatā; anfractibus lævigatis aut subtiliter striatis, nodulis elevatis irregularibus undique seriatim cinctis; lutescente, nodulis partim eburneis partim purpureo-atris, intus vividè croceā.*

THE JEWELLED TURBINELLA. Shell ovate, thick, stout, spire somewhat acuminate; whorls smooth or very finely striated, encircled throughout with rows of elevated irregular nodules; yellowish, nodules partly black, and in part opal white, interior bright saffron yellow.

Hab. — ?

Entirely beset with conspicuously coloured nodules.

Species 6. (Mus. Cuming.)

TURBINELLA VARICOSA. *Turb. testā elongato-fusiformi, canali breviusculo, anfractibus spiraliter tenuiliter, costis longitudinalibus confertis concentricè decussatis; aurantio-albidā, costis conspicuè castaneo-fuscis.*

THE VARICOSE TURBINELLA. Shell elongately fusiform, canal rather short, whorls spirally finely ridged, concentrically crossed with close-set longitudinal ribs; orange-white, ribs conspicuously chestnut-brown.

Hab. Gallapagos Islands (in crevices of rocks); Cuming.

A well-defined and very characteristic species, the chief peculiarity of which is exhibited in the unusually close-set concentric ribs and their dark contrast of colour.

Species 7. (Mus. Cuming.)

TURBINELLA CRATICULATA. *Turb. testā cylindræo-elongatā, crassā, canali breviusculo, spiræ suturis subtilissimè squamosis, anfractibus longitudinaliter obscurè plicato-costatis, liris subdistantibus acutis spiraliter cingulatis; luteo-albidā, costis vividè ustulato-rubris.*

THE BARRED TURBINELLA. Shell cylindrically elongated, thick, canal rather short, sutures of the spire very finely scaled, whorls longitudinally obscurely plicately ribbed, spirally encircled with rather distant sharp ridges; yellowish-white, ribs of a deep burnt red colour.

LAMARCK, *Anim. sans vert.* (Deshayes' edit.) vol. ix. p. 386.
Murex craticulatus, Linnæus.

Hab. Island of Masbate (on the reefs); Cuming.

Easily distinguished by the peculiar blood-stained colouring of the ribs, which in sculpture are of very superficial character.

Species 8. (Mus. Cuming.)

TURBINELLA RAPA. *Turb. testā pyriformi, crassā, ponderosā, rotundatā; inflatā, spiræ suturis impressis; anfractibus medio lævibus supra et infra spiraliter striatis, supernè obsoletè uni- vel pluriseriatim nodulosis; albā, immaculatā, epidermide peculiariter rugosā indutā; aperturā aurantio-rufescente.*

THE RAPE TURBINELLA. Shell pyriform, thick, ponderous, rounded and inflated, sutures of the spire impressed; whorls smooth in the middle, spirally striated above and below, encircled round the upper part with one or two rows of obsolete nodules; white, unspotted, covered with a peculiarly rough epidermis; aperture orange-red.

LAMARCK, *Anim. sans vert.* (Deshayes' edit.) vol. ix. p. 377.

Hab. — ?

Lamarck appears to have been the first to distinguish this shell from the *T. pyrum*, with which it had been previously confounded; it may be easily distinguished from that species by its rounded and more inflated growth and white unspotted aspect.

Species 9. (Mus. Cuming.)

TURBINELLA CANDELABRUM. *Turb. testā fusiformi-ovatā, spirā subturritā; anfractibus liris angustis subacutis cingulatis, longitudinaliter plicato-costatis, supernè concavis, medio tuberculis compressis prominentibus biserialiter armatis; fusco strigatā, liris albidis.*

THE CHANDELIER TURBINELLA. Shell fusiformly ovate, spire somewhat turreted; whorls encircled throughout with rather sharp narrow ridges, longitudinally plicately ribbed, concave round the upper part, armed with two rows of compressed tubercles round the middle; brown-streaked, ridges whitish.

Hab. St. Elena, West Columbia (in sandy mud at the depth of seven fathoms); Cuming.

The *T. candelabrum* has been confounded hitherto with the *T. polygona*, a most characteristic figure of it in Knorr

TURBINELLA.—PLATE II.

Vergn. Part VI. pl. 15. f. 5, being included in Lamarck's synonymy of that species. Though next allied to the *T. polygona* in form, it is uniformly distinct from it, and does not approximate to its varieties, three of which are represented in the preceding plate.

Species 10. (Mus. Cuming.)

TURBINELLA RECURVIROSTRA. *Turb. testá fusiformi, spirá turritá, basi profundè umbilicatá et leviter recurvá, anfractibus transversim rudè costatis, medio fortiter plicato-tuberculatis, supra declivibus, lævigatis; pallidè aurantio-spadiceá, costarum interstitiis castaneo tinctis et maculatis, aperturá luteo-aurantiá.*

THE RECURVED BEAK TURBINELLA. Shell fusiform, spire turreted, deeply umbilicated and slightly recurved at the base; whorls transversely rudely ribbed, strongly plicately tubercled in the middle, slanting and smooth above; pale orange-bay, interstices between the ribs stained and spotted with chestnut-brown, aperture orange-yellow.

SCHUBERT and WAGNER, Conchylien. Cab. Supp. p. 100. pl. 227. f. 4021. *a, b.*

Hab. Matnog, Island of Luzon, Philippines (in deep water); Cuming.

M. Deshayes quotes this species amongst the synonymes of *T. carinifera* but it is quite distinct; I have seen several specimens all equally characteristic.

Species 11. (Mus. Cuming.)

TURBINELLA GLOBULUS. *Turb. testá globosá, ventricosá, spirá brevi, suturis subimpressis; anfractibus obliquè concentricè plicato-costatis, supernè concavis, deinde costis squamatis cingulatis, costarum interstitiis liris subtilibus minutè squamatis exsculptis; ferrugineo-fuscá, costis transversis albidis, aperturá carneo-roseá.*

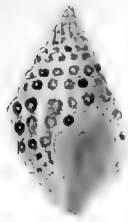
THE GLOBULAR TURBINELLA. Shell globose, ventricose, spire short, sutures somewhat impressed; whorls obliquely concentrically plicately ribbed, concave round the upper part, then encircled with squamate ribs, the interstices being sculptured with fine minutely squamate ridges; rusty-brown, transverse ribs whitish, aperture flesh-pink.

Hab. Africa.


A peculiar and well known species, though not one of very common occurrence.



6.



5.



7.



8.



9.



10.



11.



Turbinella, Pl. II.



5.



6.



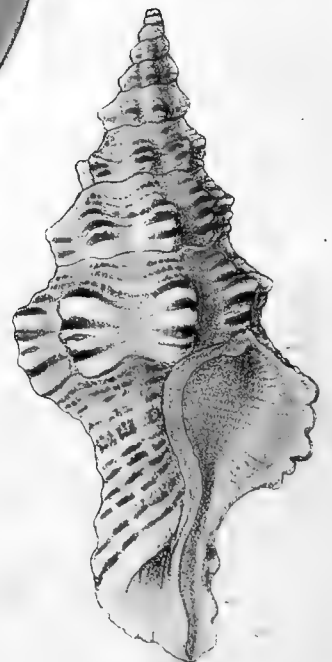
7.



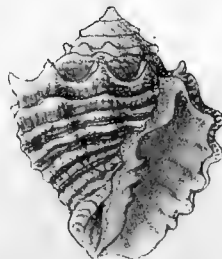
8.



9.



10.



TURBINELLA.

PLATE III.

Species 12. (Mus. Belcher.)

TURBINELLA LANCEOLATA. *Turb. testá lanceolato-fusiformi, hexagonali, levigatá, basem versus rudè liratá; anfractibus tuberculis grandibus costæformibus continuis undique longitudinaliter decussatis; aperturæ fauce tenuistriatá; luteo-fuscescente, aperturá vividè violacéá.*

THE LANCEOLATE TURBINELLA. Shell lanceolately fusiform, hexagonal, smooth, rudely ridged towards the base; whorls longitudinally crossed with large continuous rib-like tubercles; interior of the aperture finely striated; yellowish brown, aperture deep violet.

Hab. Philippine Islands (on the sands); Cuming, Belcher.

This interesting species is allied to the *T. nodata*, but quite distinct; it is of a more sharply lanceolate growth, and the rib-like tubercles follow continuously one under the other, imparting an hexagonal form to the shell, whilst the whorls are less rounded. The deep violet colouring of the aperture is also characteristic; in the *T. nodata* it is constantly of a pinker hue.

Species 13. (Mus. Cuming.)

TURBINELLA LYRATA. *Turb. testá subelongato-fusiformi, liris subtilibus elevatis nitidè cingulatá, anfractibus supernè concavis, infra concentricè tuberculato-costatis; rufo-fuscá.*

THE HARP-STRUNG TURBINELLA. Shell somewhat elongately fusiform, neatly encircled with fine elevated ridges, whorls concave round the upper part, concentrically tubercularly ribbed beneath; rufous brown.

Hab. Philippine Islands (on the sands); Cuming, Belcher.

A well-defined species, of a characteristic rufous-brown colour, encircled throughout with fine cords.

Species 14. (Mus. Cuming.)

TURBINELLA CARINIFERA. *Turb. testá fusiformi, anfractibus longitudinaliter laticostatis, supernè angulato-declivibus, medio tuberculis carinatis compressis biserialiter cingulatis; infra contractis et spiraliter liris; aurantio-fuscá.*

THE KEELED TURBINELLA. Shell fusiform, whorls longitudinally broadly ribbed, angularly slanting round

the upper part, encircled in the middle with two rows of compressed keeled tubercles, contracted and spirally ridged beneath; orange-brown.

LAMARCK, Anim. s. vert. (Deshayes' edit.) vol. ix. p. 385.
Hab. — ?

Easily recognised by its two rows of prominent compressly keeled tubercles.

The shell which M. Deshayes quotes as a synonyme of of this, under the name *T. recurvirostra*, Schubert and Wagner, is a distinct species, for which see the preceding plate, Fig. 10.

Species 15. (Mus. Cuming.)

TURBINELLA PYRUM. *Turb. testá supernè ventricosoclavatá, pyriformi, spirá depresso-concavá, apice papillari, elevato, anfractibus supernè rotundatis, levibus, interdum nodis parvis uniseriatim cingulatis; columellæ plicis fortibus; albido-fulvâ, maculis spadiceis rotundis aspersâ, epidermide crassâ fibrosâ indutâ; aperturá interdum aurantio-rufescente.*

THE PEAR TURBINELLA. Shell ventricosely club-shaped, pyriform, spire depressly convex, apex papillary, elevated; whorls rounded at the upper part, smooth, sometimes encircled with a row of small nodules; plaits of the columella strong; whitish or fulvous, sprinkled with round brown-bay spots, and covered by a thick fibrous epidermis; aperture sometimes orange-red.

LAMARCK, Anim. s. vert. (Deshayes' edit.) vol. ix. p. 378.
Voluta pyrum, Linnæus.

Hab. Ceylon.

This well-known species, the next allied in character to *T. rapa*, may be readily distinguished from it by its less swolled growth, and by the brown-spotted style of colouring, which is most conspicuous in young specimens.

Species 16. (Mus. Cuming.)

TURBINELLA APLUSTRE. *Turb. testá ovato-fusiformi, crassâ, solidâ; anfractibus supernè concavo-angulatis ad angulum subcarinatis et compresso-tuberculatis, columellæ plicis duabus, raro pluribus, tenuibus subobsoletis; aperturá liris verrucisque exsculptâ; albâ, fusco*

concinne angustè et creberrimè vittatá, epidermide tenui luteá indutá, intus eburneá.

THE FLAG TURBINELLA. Shell ovately fusiform, thick, solid: whorls concavely angulated round the upper part, slightly keeled and compressly tubercled at the angle, plaits of the columella two, rarely more, thin, rather obsolete; aperture sculptured with ridges and warts; white, narrowly and very closely filleted with brown, covered by a yellowish epidermis, interior ivory white.

KIENER, Icon. coq. viv. p. 37. pl. 20. f. 2.

Buccinum aplustre, Martyn.

Murex aplustre, Chemnitz.

Hab. Isle of Annaa (on the reefs); Cuming.

It is to this species that the *Monoceros cingulatum* is so nearly allied in every character save the tooth, that M. Kiener was induced to place it here.

Species 17. (Mus. Cuming.)

TURBINELLA CINGULIFERA. *Turb. testá ovato-fusiforimi, transversim striatá, spirá turrítá; anfractibus supernè declivibus, medio ventricosis, subcarinatis et fortiter tuberculatis, deinde cingulo calloso notabili ad limbum in dente erecto desinente; apertura fauce striatá; castaneo-fuscá, cingulo albo, intus albá.*

THE GIRDLED TURBINELLA. Shell ovately fusiform, transversely striated, spire turreted; whorls slanting round the upper part, ventricose in the middle, slightly keeled and strongly tubercled, then encircled with a remarkable callous girdle ending at the lip in an erect tooth; interior of the aperture striated; chesnut-brown, girdle white, interior white.

LAMARCK, Anim. sans vert. (Deshayes' edit.) vol. ix. p. 384.

Murex nassa (pars), Gmelin.

Fasciolaria cingulifera, Enc. Méth.

Hab. Mouth of the Gambia, Africa.

I think there are several reasons for retaining the name given to this species by Lamarck, in preference to that originally used by Gmelin;—it is by far the more appropriate title, there is another species with a name very similar, *T. nassatula*, and under the head of *Murex nassa*, Gmelin included with it the *T. leucozonalis*.

Species 18. (Mus. Cuming.)

TURBINELLA SMARAGDULUS. *Turb. testá globoso-ovatá, crassá, solidá, basi leviter recurvá, spirá brevi; anfractibus convexis levibus aut obsolete creberrimè planiliratis, liris angustis interstitiis longitudinaliter striatis; castaneo-fuscá, lineis albis undique cingulatá, intus eburneá.*

THE PRECIOUS STONE TURBINELLA. Shell globosely ovate, thick, solid, slightly recurved at the base, spire short; whorls convex, smooth or obsolete very closely flatly ridged, ridges narrow, interstices longitudinally striated; chesnut brown, encircled throughout with white lines, interior ivory white.

DESHAYES, Anim. sans vert. p. 383 note.

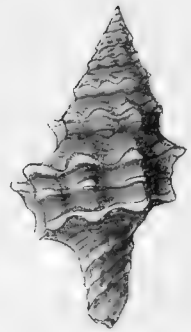
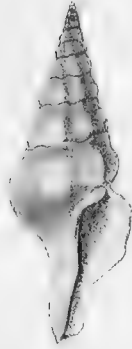
Buccinum smaragdulus, Linnæus.

Turbinella rustica, Lamarck.

Lagena crassa, Schumacher.

Hab. Island of Mindanao, Philippines (under stones at low water); Cuming.

To Mr. Dillwyn and M. Deshayes are we alike indebted for the restoration of the Linnæan name to this well-known species; an almost solitary instance of a *Turbinella* without any indication of nodules or tubercles.



16.



18.



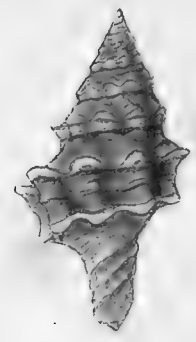




13.



14.



17.



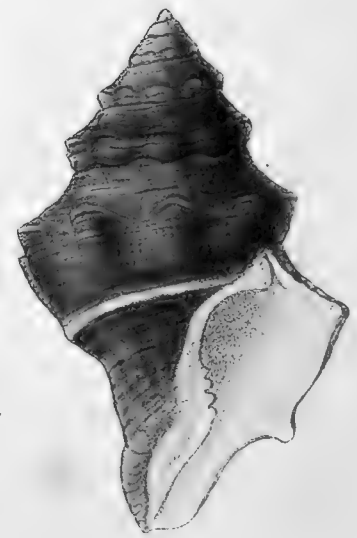
15.



16.



18.



19.



TURBINELLA.

PLATE IV.

Species 19. (Mus. Belcher.)

TURBINELLA PICTA. *Turb. testá ovato-fusiforimi, medio ventricosá, anfractibus transversim sulcatis, longitudinaliter obtusè plicato-costatis, supernè concavis, deinde tuberculis compressis, quorum supremis majoribus cingulatis; aperturæ fauce striatá; albá, maculis numerosis nigricante-fuscis, lineisque transversis coccineis et luteis pulcherrimè pictá, columellá fuscoscá.*

THE PAINTED TURBINELLA. Shell ovately fusiform, ventricose in the middle, whorls transversely grooved, longitudinally obtusely plicately ribbed, concave round the upper part, then encircled with rows of compressed tubercles of which the uppermost are the largest; interior of the aperture striated; white, very beautifully painted with scarlet tinged and yellow lines, columella brownish-pink.

Hab. Feejee Islands; Belcher.

An extremely prettily painted species collected by Sir Edward Belcher, at the above-named group of Islands. Mr. Cuming possesses equally characteristic specimens from other sources.

Species 20. (Mus. Cuming.)

TURBINELLA BARCLAYI. *Turb. testá fusiformi, anfractibus liris acutis subdistantibus spiraliter cingulatis, supernè concavis, deinde ventricosis et longitudinaliter plicato-costatis, costis latissimis, ad angulum compresso-tuberculatis; aperturæ fauce striatá; albá, aurantio-rufo fasciatá et saturatiore lineatá.*

BARCLAY'S TURBINELLA. Shell fusiform, whorls spirally encircled with sharp rather distant ridges, concave round the upper part, then ventricose and longitudinally plicately ribbed, ribs very broad, compressly tubercled at the angle; interior of the aperture striated; white, banded with pale orange-red and lineated here and there with the same colour of a darker tint.

Hab. Island of Mauritius; Barclay.

A very distinct and interesting new species of *Turbinella*, received by Mr. Cuming from Sir David Barclay, a gentleman much attached to Natural History, and zealous collector of shells, resident at the Island of Mauritius, in honour of whom I have the pleasure of naming it.

It is a white shell, encircled with broad pale rufous-orange bands and interrupted reddish lines; ventricose in the middle, broadly tubercularly ribbed and sharply spirally ridged throughout.

Species 21. (Mus. Belcher.)

TURBINELLA THERSITES. *Turb. testá fusiformi, basi gracili, elongatá, anfractibus transversim subtilissimè et creberrimè corrugato-striatis, tuberculis prominentibus peculiariter elongatis concentricè armatis; eburnéa, epidermide tenui flavicante indutá.*

THE HUMPED TURBINELLA. Shell fusiform, slender and elongated at the base, whorls transversely very finely and closely striated in a wrinkled manner, concentrically armed with prominent peculiarly elongated tubercles; ivory-white, covered with a thin yellowish epidermis.

Hab. China; Belcher.

This remarkable shell collected by Captain Sir Edward Belcher at the above-named locality, is in an immature state of growth and belongs probably to a species of larger size. In its present elongated form it partakes rather of the character of *Fasciolaria*. The most striking feature of the species consists in the whorls being furnished at intervals by very peculiarly elongated bean-shaped tubercles, arranged concentrically and extremely prominent throughout.

Species 22. (Mus. Cuming.)

TURBINELLA BELCHERI. *Turb. testá fusiformi, spirá subturritá, anfractibus transversim subtiliter striatis, supernè concavis, medio ventricosis, serie duplici tuberculorum, deinde serie unicá nodulorum cinctis; aperturæ fauce striatá; albá, maculis flammisque nigris conspicuè pictá, epidermide luteá indutá.*

BELCHER'S TURBINELLA. Shell fusiform, spire somewhat turreted, whorls transversely finely striated, concave round the upper part, ventricose in the middle, encircled with a duplicate series of tubercles, then with a row of nodules; interior of the aperture striated; white, conspicuously painted with black flames and blotches, covered with a yellow epidermis.

Hab. Cargados Garajos (coral bottom), Indian Ocean; Belcher.

July, 1847.

TURBINELLA.—PLATE IV.

I have much pleasure in dedicating this richly painted species to Capt. Sir Edward Belcher, C.B., Commander of the Expedition of H.M.S. Samarang, to whom I am indebted for many valuable and interesting new species of shells collected during the voyage.

Species 23. (Mus. Belcher.)

TURBINELLA OVOIDEA. *Turb. testā oblongo-ovatā, crassā, solidā, spirā subacuminatā; anfractibus lævibus aut obsolete sulcatis et striatis, columellā fortiter triplicatā; rosaceo-albā, epidermide tenui corneā levigatā indutā.*

THE OVAL TURBINELLA. Shell oblong-ovate, thick, solid, spire somewhat acuminate; whorls smooth or obsoletely grooved and striated, columella strongly three-plaited; pinkish-white, covered with a thin smooth horny epidermis.

KIENER, Icon. coq. viv. p. 7. pl. 17. f. 1.

Hab. Coast of Bahia; Kiener.

This is beyond doubt a very characteristic species, easily distinguished from the *T. pyrum* or *rapa*, by its oblong form, shorter canal, acuminately conical spire and thin horny epidermis.

Species 24. (Mus. Cuming.)

TURBINELLA CRENULATA. *Turb. testā ovatā, basi contractā, et leviter recurvā, spiræ suturis impressis; anfractibus rotundatis, longitudinaliter subobsolete plicato-costatis, medio carinatis, liris acutis undique cingulatis; aperturæ fauce liratā; ferrugineo-fulvā, maculis ferrugineo-fuscis conspicuis medio intra costas cingulatā.*

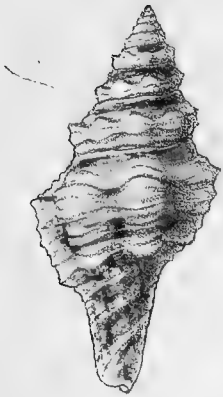
THE CRENULATED TURBINELLA. Shell ovate, contracted and slightly recurved at the base, sutures of the spire impressed; whorls rounded, longitudinally somewhat obsoletely plicately ribbed, keeled in the middle and encircled throughout with sharp ridges, interior of the aperture ridged; rusty fulvous colour, encircled round the middle with a row of rusty brown blotches between the ribs.

KIENER, Icon. coq. viv. p. 43. pl. 9. f. 2.

Hab. Isle of Capul, Philippines (on the reefs at low water); Cuming.

A very characteristic example of this species is figured erroneously by Schubert and Wagner, in their supplement to the 'Conchylien Cabinet' for the *T. craticulata*.

M. Kiener's figure is not a very intelligible one.



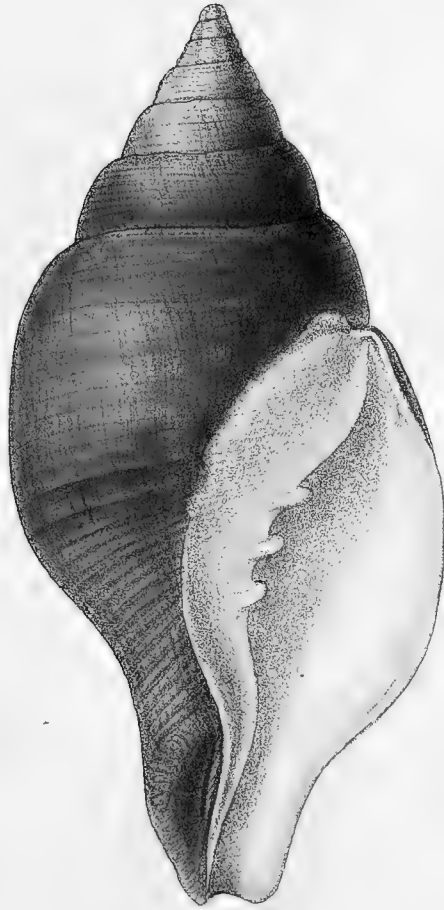
20.



22.



21.



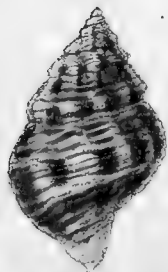
23.



22 a.



22 b.



24.



20



19



21



22




24



25





TURBINELLA.

PLATE V.

Species 25. (Mus. Taylor.)

TURBINELLA PRISMATICA. *Turb. testá ovato-turritá, crassá, basi in canalem brevem subrecurvum terminatá; anfractibus longitudinaliter plicato-costatis, transversim subtilissimè striatis, liris brevibus elevatis conspicuis super costas; albidá, liris interruptis nigricantibus, plus minusve iridescentibus, intus crocatá.*

THE PRISMATIC TURBINELLA. Shell ovately turreted, thick, terminating at the base in a short slightly recurved canal; whorls longitudinally plicately ribbed, transversely very finely striated, with short conspicuous elevated ridges upon the ribs; whitish, interrupted ridges blackish, more or less iridescent, interior saffron yellow.

Buccinum prismaticum, Martyn, Univ. Conch. vol. ii. pl. 2. *Hab.* Friendly Islands; Martyn.

The *Turbinella prismatica* has been singularly overlooked by modern authors, I find no mention of it by Lamarck, Deshayes, or Kiener, nor is there any representation of it in the 'Conchylien Cabinet' or 'Encyclopédie Méthodique'; it is, however, a shell of great rarity, and the species may possibly now have become altogether extinct.

The exquisite drawing published by our countryman, Martyn, in 1784, is taken from a much finer example of the species than I have had the pleasure of seeing, and it is not improbable but that the iridescent hue is somewhat exaggerated for the sake of making this peculiarity manifest; still, in the specimens before me from Mr. Taylor's and Mr. Cuming's collections, particularly in one from the former, a beautiful prismatic display of colours appears both on the transverse ridges and in the interstices next the sutures. Without reference to this peculiarity, the *T. prismatica* is amply distinguished from any other species by its black interrupted transverse ridges.

Species 26. (Mus. Cuming.)

TURBINELLA CASTANEA. *Turb. testá lanceolato-fusiformi, anfractibus longitudinaliter peculiariter rudè plicato-costatis, costis obliquis lævibus vel obsoletè striatis, canali spiraliter lirato; rufescente-aurantiá, epidermide corneá vividè castaneá politá indutá.*

THE CHESNUT TURBINELLA. Shell lanceolately fusiform, whorls longitudinally peculiarly rudely plicately ribbed, ribs oblique, smooth or obsoletely striated, canal spirally ridged; reddish-orange, covered with a polished horny bright chesnut epidermis.

Hab. Panama (in the crevices of rocks); Cuming.

In the 'Conchologia Systematica' I figured this species as the *Turbinella acuminata*, Gray, in Supplement to Wood's 'Index Testaceologicus, but in making a more extended comparison of specimens for the present monograph, I find it to be uniformly distinct and not a modification of that species. The *T. castanea* is mainly distinguished by the peculiar rude oblique growth of the longitudinal ribs, smooth surface, and deep chesnut epidermis; whilst in the *T. acuminata* the plicated ribs are straighter, and the shell is neatly corded throughout with fine ridges.

Species 27. (Mus. Cuming.)

TURBINELLA NODATA. *Turb. testá elongato-fusiformi, spirá turritá, lævigatá, canali spiraliter lirato, liris distantibus; anfractibus supernè impressis, medio tuberculis grandibus lævibus tumidis obtusis cingulatis; aurantio-fulvá, epidermide tenui corneá indutá, intus pulcherrimè roseá.*

THE KNOBBED TURBINELLA. Shell elongately fusiform, spire turreted, smooth, canal spirally ridged, ridges distant; whorls impressed round the upper part, encircled round the middle with large smooth obtuse swollen tubercles; orange-fulvous, covered with a thin horny epidermis, interior beautifully rose-tinted.

DESHAYES, Anim. sans vert. vol. iv. p. 389.

Buccinum nodatum, Martyn.

Murex nodatus, Gmelin, Dillwyn.

Turbinella rigida, Gray.

Murex rigidus, Wood.

Hab. Panama (in crevices of rocks at low water); Cuming.

An interesting and well-defined species from the same locality as the preceding, unknown to Lamarck, though figured long before the publication of the 'Animaux sans vertèbres', by Martyn, in his beautiful portfolio of drawings entitled 'Universal Conchology'. The great scarcity of this work may afford some allowance for Mr. Gray having overlooked the figure referred to when introducing this species under a new name, both in the Supplement to Wood's 'Index Testaceologicus' and in the 'Zoology of Beechey's Voyage of the Blossom'; and the same excuse may be offered for my having repeated the error when naming this shell in the 'Conchologia Systematica.'

July, 1847.

Species 28. (Mus. Cuming.)

TURBINELLA IMPERIALIS. *Turb. testá ovatá, crassá, supernè ventricosá, spirá brevi; anfractibus transversim liratis, liris acutis distantibus, supernè subangulatis, ad angulum tuberculis grandibus squamatis, erectis, subrecurvis conspicuè coronatis, tuberculorum seriebus duabus prope basin quarum superiore majore; albidá, fusco ustulatá, tuberculis nigricantibus, epidermide fibrosá indutá; columellá purpureo-fusco tinctá.*

THE IMPERIAL TURBINELLA. Shell ovate, thick, ventricose round the upper part, spire short, whorls transversely ridged, ridges sharp and distant, subangulated round the upper part, conspicuously coronated at the angle with large erect slightly recurved squamate tubercles, with two rows of tubercles near the base, of which the upper is the larger; whitish, scorched with brown, tubercles blackish, interior white, columella stained with rich purple brown.

REEVE, Conch. Systematica, vol. ii. pl. 229. f. 4.

Hab. Cagayan, Island of Mindanao, Philippines (on the reefs); Cuming.

This species is still confounded in the British Museum with the *T. cornigera*, although well figured in the 'Conchologia Systematica', and described in detail by M. Deshayes in his edition of the 'Animaux sans vertébrés'; it is scarcely necessary to enter into any comparison as the difference may be detected at a glance.

It is much to be regretted that the shells in our national museum are so imperfectly named, of this genus in particular; the collection, instead of manifesting a critical knowledge of species, enabling us to consult it as an authority, is full of misnomers, and (as this work testifies) of little service for the purposes of study

Species 29. (Mus. Cuming.)

TURBINELLA ARMATA. *Turb. testá oblongo-ovatá, crassá, ponderosá, spirá subexsertá; anfractibus medio irregulariter acutè liratis et striatis, supernè concavo-impressis, tuberculis fortibus squamatis coronatis, anfractu ultimo tuberculorum serie duplici supra et infra; columellá quinqueplicatá, plicis alternatim majoribus; albidá, nigro fasciatá et maculatá, cæruleoque peculiariter tinctá, intus luteo-albidá.*

THE ARMED TURBINELLA. Shell oblong-ovate, thick, ponderous, spire somewhat exserted; whorls irregularly sharply ridged and striated in the middle, concavely impressed round the upper part, coronated with strong squamate tubercles, last whorl encircled by a double row of tubercles above and below; columella five-plaited, plaits alternately larger; whitish,

banded and blotched with black, and peculiarly stained with blue, interior yellowish-white.

BRODERIP, Pro. Zool. Soc., 1833.

Hab. Elizabeth Islands, Pacific Ocean (on the reefs); Cuming.

One distinguishing feature of this species is its peculiar blue-stained colouring.

Species 30. (Mus. Cuming.)

TURBINELLA CAPITELLUM. *Turb. oblongo-ovatá, longitudinaliter varicoso-costatá, anfractibus supernè concavo-angulatis, deinde liris squamatis, suberectis, interstitiis profundè excavatis, cingulatis, squamis ad angulum prominentibus erectis; albidá.*

THE CHAPTER TURBINELLA. Shell oblong-ovate, longitudinally varicosely ribbed, whorls concavely angulated round the upper part, then encircled with partially erect squamate ridges, the interstices between which are deeply excavated, scales upon the angle erect and prominent; whitish.

LAMARCK, Anim. sans vert. (Deshayes edit.) vol. ix. p. 381.

Voluta capitellum, Linnæus.

Turbinella muricata, Enc. Méth.

Variety β .

Testa squamis decumbentibus.

Shell with the scales decumbent.

Turbinella mitis, Lamarck.

Hab. — ?

There is no doubt but that M. Kiener is correct in uniting the *T. capitellum* and *mitis* of Lamarck; they are merely different states of the same species.

Species 31. (Mus. Cuming.)

TURBINELLA VEXILLULUM. *Turb. testá ovatá, utrinque acutè attenuatá, anfractibus liris acutis confertis, alternatim majoribus undique cingulatis, medio angulatis, ad angulum tuberculis mucronatis armatis; nigricante-cæruleá, liris alternatim roseis et albis; intus cæruleo-cente-albá.*

THE LITTLE FLAG TURBINELLA. Shell ovate, sharply attenuated at each end, whorls encircled throughout with sharp ridges alternately larger, angled in the middle, armed at the angle with pointed tubercles; very dark blue, ridges alternately pink and white, blueish white within.

REEVE, Conch. Systematica, vol. ii. pl. 229. f. 1.

Hab. — ?

An extremely pretty species, offering so formal and gay a display of colour as to look artificially painted.



26



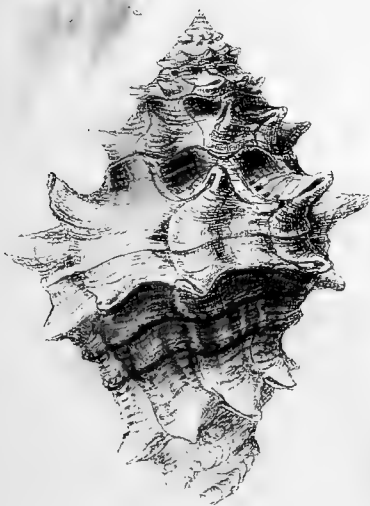
25



27



28



29



30



31





26



29



27



28



30



32



31



TURBINELLA.

PLATE VI.

Species 32. (Mus. Cuming.)

TURBINELLA CASSIDIFORMIS. *Turb. testá ovato-turbinatá, supernè ventricosá, depresso-angulatá, spirá brevissimá, basi attenuatá; anfractibus supernè planis, liris rotundatis multisquamatis undique cingulatis, interstitiis excavatis, quoque squamatis, squamis ad angulum tubercularibus, compressis, basem versus subprominentibus; columellá concaviusculá, triplicatá, aperturá elongatá, expansá; albidá, ferrugineo tinctá et fasciatá, columellá et aperturæ fauce rosaceis et fuscis.*

THE CASSIS-SHAPED TURBINELLA. Shell ovate, ventricose at the upper part, depressly angulated, spire very short, base attenuated; whorls flattened above, encircled throughout with rounded many-scaled ridges, interstices excavated, also scaled, scales tubercular and compressed at the angle, somewhat prominent towards the base; columella rather concave, three-plaited, aperture elongated, expanded; whitish, stained and banded with light rusty brown, columella and interior of the aperture pink and brown.

Hab. West Indies. Bahia; Kiener.

Approaching nearest in form to the following species, *T. rhinoceros*, but easily distinguished by the beautiful succession of squamate ridges with which it is encircled throughout.

Species 33. (Mus. Cuming.)

TURBINELLA RHINOCEROS. *Turb. testá ovato-turbinatá, crassá, supernè ventricosá, basi attenuatá, spirá brevi, acutá; anfractibus transversim striatis, tuberculis tumidis grandibus subdistantibus supernè armatis, tuberculorum squamatorum seriebus duabus prope basin; columellá triplicatá, aperturá elongatá, subexpansá; albidá, castaneo-fusco variegatá, columellá fuscá, plicis albis.*

THE RHINOCEROS TURBINELLA. Shell ovate, turbinated, thick, ventricose round the upper part, attenuated at the base, spire short, acute; whorls transversely striated, armed round the upper part with rather distant large swollen tubercles, and two rows of squa-

mate tubercles near the base; columella three-plaited, aperture elongated, somewhat expanded; whitish, variegated with chesnut-brown, columella brown, plaits white.

LAMARCK, Anim. sans vert. vol. ix. p. 397.

Hab. Zanzibar; Thorne.

Characterized by its large swollen rather distant tubercles.

Species 34. (Fig. a and b. Mus. Cuming.)

TURBINELLA CÆSTUS. *Turb. testá ovato-turbinatá, crassá, ponderosá, spirá brevi, acutè acuminatá, anfractibus longitudinaliter subplicatis, transversim sulcatis, supernè angulatis, ad angulum fortiter tuberculatis, tuberculis rudis, obtusis, tuberculorum seriebus duabus prope basin; columellá quadriplicatá; albá, epidermide crassá fibrosá indutá.*

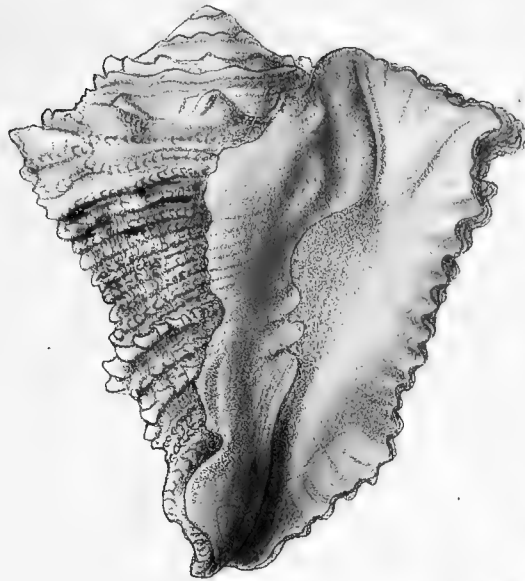
THE BOXING-CLUB TURBINELLA. Shell ovately turbinated, thick, ponderous, spire short, sharply acuminated, whorls longitudinally slightly plicated, transversely grooved, angulated round the upper part, strongly tuberculated at the angle, tubercles rude, obtuse, with two rows of tubercles near the base; columella four-plaited; white, covered with a thick fibrous epidermis.

BRODERIP, Pro. Zool. Soc. 1833.

Hab. Bay of Caraccas (in soft mud among the rocks); Cuming.

The adult example of this species has so much the appearance of a monstrously developed specimen of the *T. muricata*, that I have considered it necessary to figure the young in both instances to exhibit the difference, which though slight appears constant. The furrows are broader in this species, the tubercles larger and more swollen, whilst there is an important variation in the plaits of the columella;—in the *T. cæstus* they consist of four nearly equal plaits, in the *T. muricata* there are five, three large, and two intermediate small; and this distinction occurs in each species throughout all stages of growth.

August, 1847.



32.



34a.



33.



34b.

20*

Platte

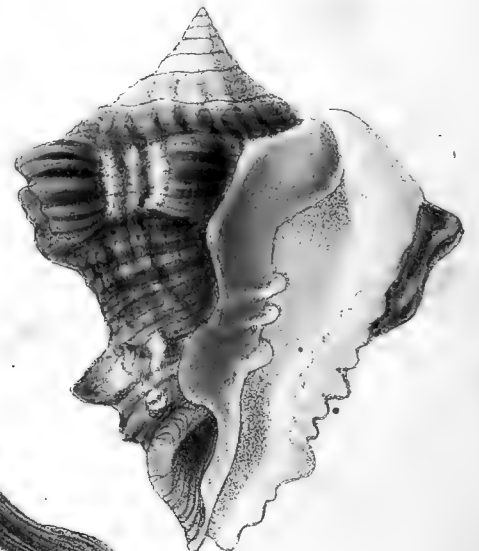
Turboella Pl VI.



32.




34a.



33.



34b.



TURBINELLA.

PLATE VII.

Species 35. (Fig. *a* and *b*. Mus. Cuming.)

TURBINELLA MURICATA. *Turb. testá ovato-turbinatá, spirá brevi, acuminatá, anfractibus transversim sulcatis, supernè angulatis, ad angulum squamato-tuberculatis, tubercolorum seriebus tribus ad basin; columellá quinqueplicatá, plicis duabus interstitialibus minoribus; albá, epidermide crassiusculá fibrosá indutá.*

THE PRICKLY TURBINELLA. Shell ovately turbinated, spire short, acuminate, whorls transversely grooved, angulated round the upper part, squamately tubercled at the angle, with three rows of tubercles at the base; columella five-plaited, two interstitial plaits smaller; white, covered with a rather thick fibrous epidermis.

DESHAYES, Anim. sans vert. vol. ix. p. 397. *note.*

Voluta muricata, Born.

Turbinella pugillaris, Lamarck.

Hab. — ?

The tubercles in this species are more compressed squamate and prickly than in the *T. castus* of the preceding plate, the furrows are more numerous and less deeply excavated, the plaits of the columella are more in number, alternately larger and smaller, and the epidermis is of a lighter brown.

Species 36 (Mus. Cuming.)

TURBINELLA GIBBULA. *Turb. testá fusiformi-turbinatá, crassá, solidá, lævigatá, ampliter umbilicatá; anfractibus supernè concavo-depressis, tuberculis rotundatis obtusis ad angulum; columellá obscurè plicatá, aperturá brevi, fauce punctato-striatá; lutescente, fasciis castaneis angustis undique creberrimè cingulatá.*

THE SLIGHTLY GIBBOUS TURBINELLA. Shell fusiform,

turbinated, thick, solid, smooth, largely umbilicated; whorls concavely depressed round the upper part, with obtuse rounded tubercles at the angle; columella obscurely plaited, aperture short, interior striated with raised dots; yellowish, very closely encircled throughout with narrow chestnut brown bands.

DESHAYES, Anim. sans vert. vol. ix. p. 454. *note.*

Murex gibbulus, Gmelin.

Fusus filiosus, Lamarck.

Hab. New Holland; Lamarck.

I have always considered, with M. Deshayes, that this species belongs properly to *Turbinella*; the columella plaits are discernible though somewhat obscure.

Species 37. (Mus. Cuming.)

TURBINELLA CERATA. *Turb. testá fusiformi-turbinatá, undique transversim striatá, anfractibus supernè concavis, medio angulatis, tuberculis prominentibus compressis ad angulum armatis; albá, ferrugineo tinctá et maculatá, epidermide subcorneá indutá*

THE WAXED TURBINELLA. Shell fusiformly turbinated, transversely striated throughout, whorls concave round the upper part, angulated in the middle, armed at the angle with prominent compressed tubercles; white, stained and spotted with rusty brown, and covered with a somewhat horny epidermis.

GRAY, Wood's Index Test. Supp. pl. 5. f. 15.

Hab. Gallapagos Islands (under stones at low water); Cuming.

The accompanying figure of this species has a much darker appearance than that in Wood's Catalogue from its being represented with the epidermis.

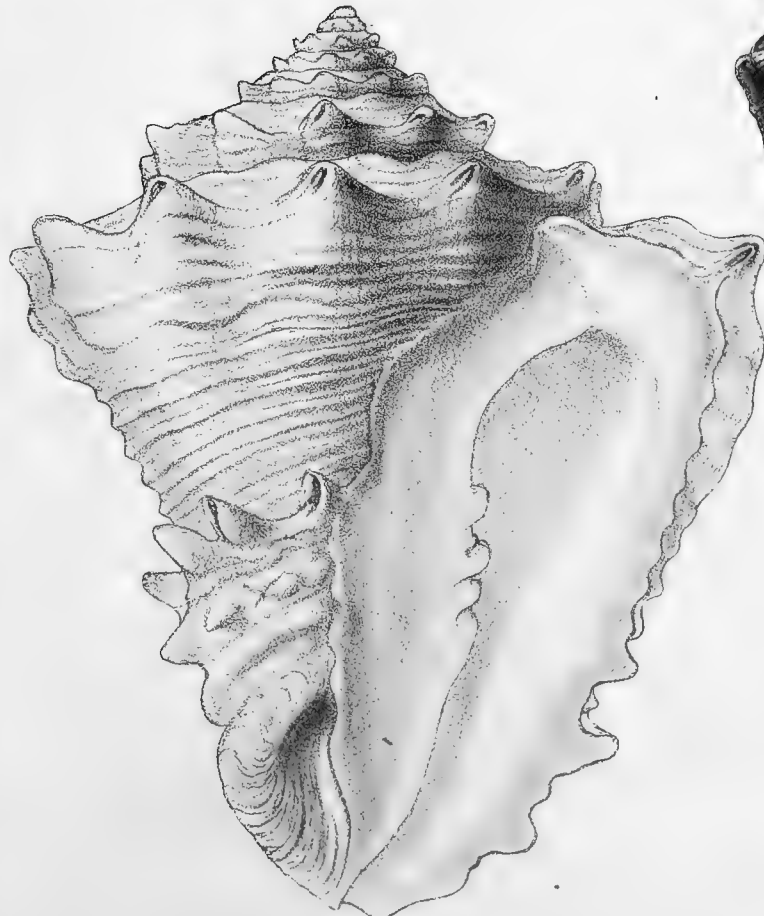
August, 1847.



35a.



36.

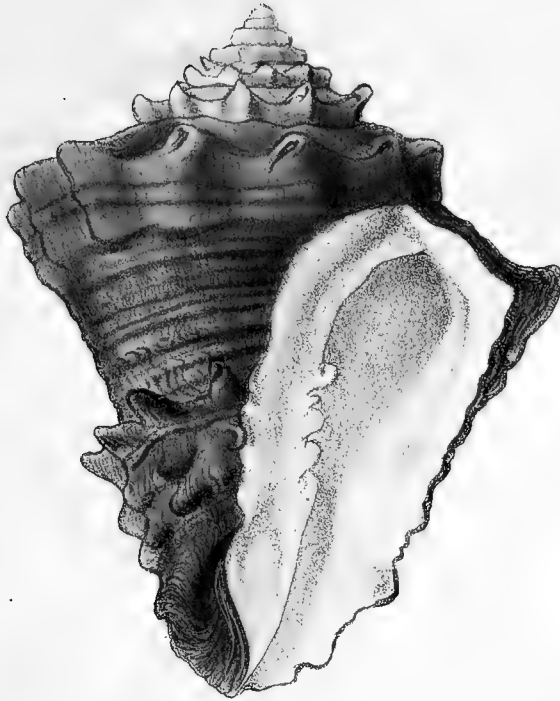


35b.



37.





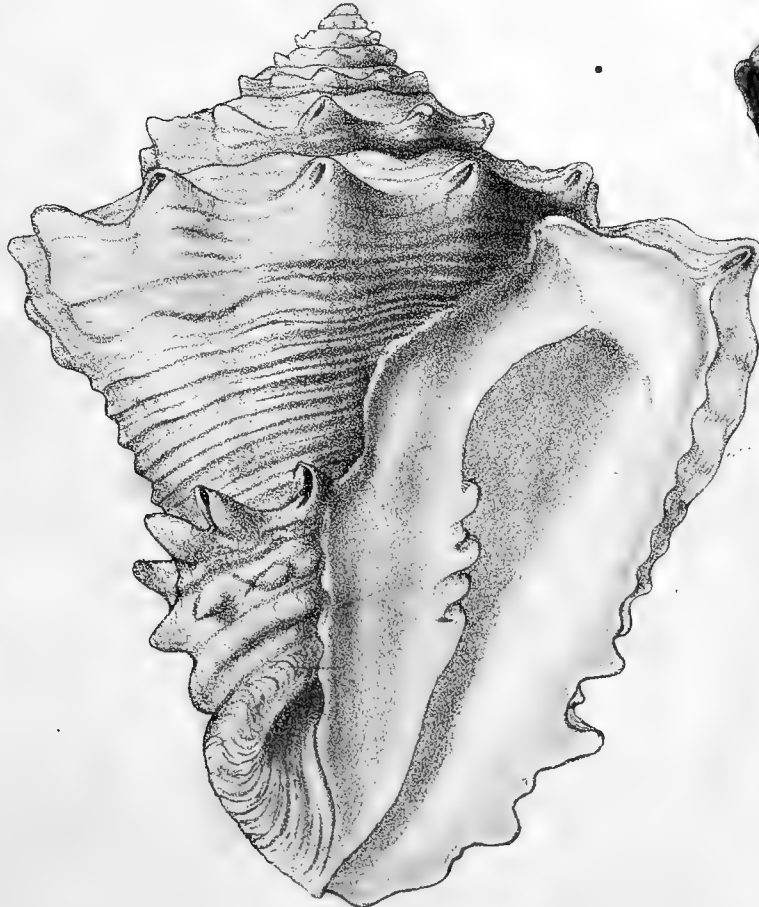
35a.




36.



37.



35b.



TURBINELLA.

PLATE VIII.

Species 38. (Fig. 38. a, Mus. Cuming. 38 b, Mus. Taylor.)

TURBINELLA OCELLATA. *Turb. testā ovatā, spirā acutā, anfractibus medio subventricosis, supra angulatis, transversim striatis et subtiliter liratis, ad angulum obtusè nodosis; nigricante, albo undique ocellatā, aperturā cærulescente-albā,*

THE OCELLATED TURBINELLA. Shell ovate, spire sharp, whorls somewhat ventricose in the middle, angulated above, transversely striated and finely ridged, obtusely noded at the angle; blackish, ocellated throughout with white, aperture blueish-white.

LAMARCK, Anim. sans vert. (Deshayes' edit.) vol. ix. p. 388.

Hab. — ?

The white parts of the shell are nodulous or raised and have an enamel-like appearance.

Species 39. (Mus. Hanley.)

TURBINELLA TRISERIALIS. *Turb. testā subfusiformi ovatā, crassiusculā, basi subcontractā, anfractibus supernè concavo-angulatis, transversim subtiliter striatis, tri-seriatim fortiter nodosis; castaneo-fuscā, nodis albis.*

THE TRISERIAL TURBINELLA. Shell somewhat fusiformly ovate, rather thick, slightly contracted at the base, whorls concavely angulated round the upper part, transversely finely striated, encircled with three rows of strong nodules; chesnut-brown, nodules white.

LAMARCK, Anim. sans vert. (Deshayes' edit.) vol. ix. p. 388.

Hab. — ?

This is a very characteristic species and apparently one of rare occurrence; the specimen here figured from Mr. Hanley's collection being the only one I remember to have seen. It has somewhat the general form of *Fusus raphanus*, but is of much more solid structure.

Species 40. (Mus. Hanley.)

TURBINELLA CORNIGERA. *Turb. testā ovato-turbinatā, subtrigonā, spirā brevi; anfractibus transversim striatis et rudè obtuse liratis, tuberculis fortibus supernè et infernè bi- tri-seriatim cingulatis, quorum superioribus elongatis, erecto-curvatis; columellā quinqueplicatā, plicis duabus intermediis parvis; albidā et cærulescente-*

albā, castaneo-nigricante tinctā et fasciatā, aperturā pallidè aurantio-lutescente.

THE HORNED TURBINELLA. Shell ovately turbinated, somewhat triangular, spire short; whorls transversely striated and rudely obtusely ridged, encircled round the upper and lower parts, with two or three rows of strong tubercles, of which the upper are elongated and erectly recurved; columella five-plaited, two intermediate plaits small; whitish and blueish-white, stained and banded with chesnut-black, aperture pale orange-yellow.

LAMARCK, Anim. sans vert. (Deshayes' edit.) vol. ix. p. 380.

Voluta turbinella, Linnæus.

Testa juvenis. *Turbinella variolaris*, Lamarck.

Hab. Moluccas, &c.

The tubercles of this species in an immature stage of their development, have a rounded wart-like appearance, in which state it is the *T. variolaris*, Lamarck.

Species 40. (Mus. Cuming.)

TURBINELLA TECTUM. *Turb. testā ovatā, medio angulatā, utrinque attenuatā, basi umbilicatā; anfractibus transversim undique profundè excavato-sulcatis, medio ad angulum nodoso-tuberculatis; columellā fortiter uniplicatā, aperturā labrum versus conspicuè sulcatā; purpureo-fuscā vel rufescente-lactea.*

THE GUTTERED-ROOF TURBINELLA. Shell ovate, angulated in the middle, attenuated at both ends, umbilicated at the base; whorls transversely deeply excavately grooved throughout, nodosely tubercled at the angle; columella strongly one-plaited, aperture conspicuously grooved towards the lip, purple-brown or orange-cream colour.

Buccinum tectum, Gray, Wood Index Test. Supp.

Pyrula tectum, Kiener.

Hab. Bay of Panama (in ten fathoms, sandy mud); Cuming.

This species, it will be observed, is about intermediate in its characters between *Pyrula* and *Turbinella*; I think, however, it should be referred to the latter genus on account of the strong winding plait upon the columella. It exhibits two very distinct varieties in colour, one a deep purple or chocolate-brown, the other a clear warm cream-colour.

August, 1847.

TURBINELLA—PLATE. VIII.

Species 42. (Mus. Hanley.)

TURBINELLA TUBERCULATA. *Turb. testá fusiformi-turrítá, anfractibus supernè concavo-angulatis, ad angulum et infra liris compresso-tuberculatis cingulatis; albidá, tuberculis nigricantibus.*

THE TUBERCLED TURBINELLA. Shell fusiformly turreted, whorls concavely angulated round the upper part,

encircled with compressly tubercled ridges at the angle and beneath; whitish, tubercles blueish.

BRODERIP, Pro. Zool. Soc. 1833. p. 7.

Hab. Gallapagos Islands (under stones at low water); Cuming.


The tubercles in this species are formed upon ridges and have a peculiarly compressed character.



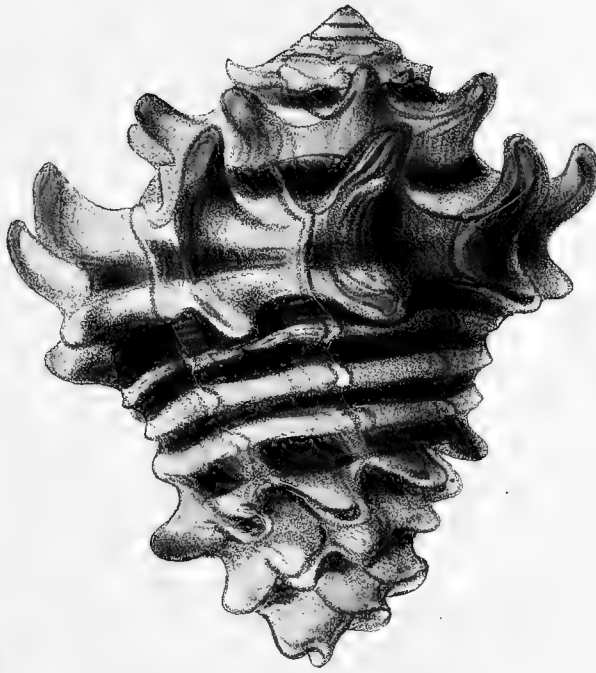
38 a.



38 b.



39.



40.



41 a.



42.



41 b.





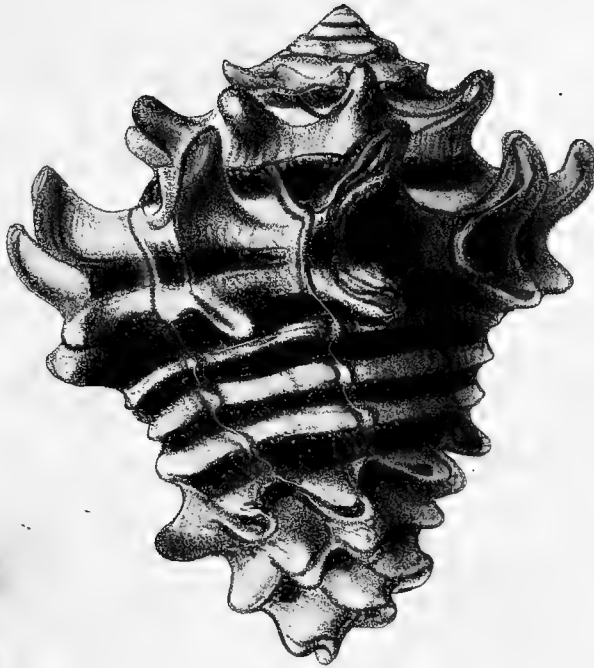
38 b.




38 a.



39.



40.



41 a.



42.



41 b.



TURBINELLA.

PLATE IX.

Species 43. (Mus. Cuming.)

TURBINELLA SPINOSA. *Turb. testā ovato-turbinatā, spirā acuminatā, anfractibus longitudinaliter plicato-costatis, supernè angulatis, medio bicarinatis, carinis compresso-spinosis, anfractibus ultimi parte inferiore basin versus contractā, liris brevibus obtusis costas super notatā; albidā, fusco fasciatā, liris interruptis albidis, apertura fauce roseo-violaceā.*

THE SPINOUS TURBINELLA. Shell ovately turbinated, spire acuminated, whorls longitudinally plicately ribbed, angulated round the upper part, keeled in the middle, keels compressly spinous, lower part of the last whorl contracted towards the base, marked across the ribs with short obtuse ridges; whitish, banded with brown, interrupted ridges whitish, interior of the aperture pinkish violet.

DESHAYES, *Anim. sans vert.* vol. ix. p. 390.

Buccinum spinosum, Martyn.

Murex colombarium, Chemnitz.

Turbinella fasciata, Sowerby.

Hab. Friendly Islands; Martyn.

This interesting species approximates somewhat in character to the *T. carinifera*, but may be readily distinguished by its colours and more ovate prickly sculpture.

Species 44. (Mus. Cuming.)

TURBINELLA SPADICEA. *Turb. testā fusiformi, spirā acuminatā, anfractibus rotundatis, longitudinaliter laticostatis, transversim liratis, interstitiis inciso-striatis; spadiceā, aperturā albidā.*

THE BAY-COLOURED TURBINELLA. Shell fusiform, spire acuminated, whorls rounded, longitudinally broadly ribbed, transversely ridged, interstices indently striated; bay-coloured, aperture whitish.

Hab. — ?

Regularly corded throughout, the interstices being deeply striated, whilst the shell is of a peculiar colour.

Species 45. (Fig. a, Mus. Taylor. Fig. b, Mus. Cuming.)

TURBINELLA NASSATULA. *Turb. testā ovato-oblongā, spirā subturritā, anfractibus supernè declivibus, longitudinaliter costatis, transversim acutè liratis, liras interstitios*

super prominentibus, costas super compresso-mucronatis; albidā aut spadiceo-lutescente, costarum interstitiis saturatioribus, interdum rufo-fuscis, apice rosaceā, aperturā vividè violaceā.

THE FINE-NET TURBINELLA. Shell ovately oblong, spire somewhat turreted, whorls slanting round the upper part, longitudinally ribbed, transversely sharply ridged, ridges prominent across the interstices, compressly pointed upon the ribs; white or fawn yellow, deeper and sometimes reddish brown in the interstices between the ribs, apex pink, aperture deep violet.

LAMARCK, *Anim. sans vert.* (Deshayes' edit.) vol. ix. p. 387.

Hab. Philippine Islands; Cuming.

It will be seen by the accompanying figures that this beautiful species is somewhat variable in colour and even in sculpture, but the differences are trifling.

Species 46. (Mus. Cuming.)

TURBINELLA CERAMICA. *Turb. testā oblongo-ovatā, utrinque attenuatā, anfractibus transversim sulcatis et striatis, supernè concavis, infra tuberculis longis erectis triseriatim armatis, seriā unicā prope basin; columellā quinque-plicatā, plicis duabus interstitialibus parvis; lutescente-albā, fusco-nigro tinctā et fasciatā.*

THE CERAM TURBINELLA. Shell oblong-ovate, attenuated at both ends, whorls transversely grooved and striated, concave round the upper part, armed with three rows of long erect tubercles beneath, with a single row near the base; columella five-plaited, two interstitial plaits small; yellowish white, stained and banded with brown-black.

LAMARCK, *Anim. sans vert.* (Deshayes' edit.) vol. ix. p. 381.

Voluta Ceramica, Linnæus.

Hab. Island of Ticao, Philippines; Cuming.

This well-known species is extremely constant in its general character; the only variation of growth worth noticing is that the tubercles, instead of being sharp and erect in all specimens are sometimes short and stunted.

Species 47. (Mus. Cuming.)

TURBINELLA ACUMINATA. *Turb. testā fusiformi, crassiusculā, anfractibus liris conspicuis undique regulariter*

August, 1847.

TURBINELLA.—PLATE IX.

funiculatis, longitudinaliter costatis, costis latis obtusis, subobliquis, aperturæ fauce liratá; albá, epidermide nigricante-fuscá indutá.

THE ACUMINATED TURBINELLA. Shell fusiform, rather thick, whorls regularly corded throughout with conspicuous ridges, longitudinally ribbed, ribs broad and obtuse, somewhat oblique, interior of the aperture ridged; white, covered with a very dark brown epidermis.

KIENER, Icon. coq. viv. p. 28. pl. 15. f. 2.

Hab. Philippine Islands; Cuming.

A solid somewhat rudely formed shell very neatly and distinctly corded throughout.

Species 48. (Mus. Cuming.)

TURBINELLA LEUCOZONALIS. *Turb. testá oblongo-ovatá,*

*crassá, solidá, basi contractá, spirá breviusculá, sub-
acutá, anfractibus plano-convexis, transversim subti-
lissimè striatis; nigricante-castaneá, epidermide oli-
vaceo-fuscá indutá, zonulá albidá basin versus sæpissimè
cingulatá, zonulá elevatiusculá, labri limbo denticulatá.*

THE WHITE-ZONED TURBINELLA. Shell oblong ovate, thick, solid, contracted at the base, spire rather short and somewhat acute, whorls flatly convex; transversely very finely striated; very dark chestnut, covered with an olive-brown epidermis, most frequently encircled towards the base with a narrow white zone which is slightly elevated and denticulated at the lip.

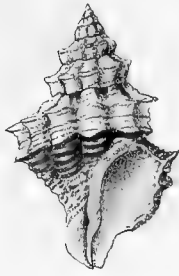
LAMARCK, Anim. sans vert. (Deshayes' edit.) vol. ix. p. 385.

Hab. Honduras; Dyson.

This species, like the *T. Knorrii* and *angularis*, may also be traced into the *T. cingulifera*, from which it may be distinguished with equal propriety.



44.



43.



45 a.



46.




47.



45 b.



48.

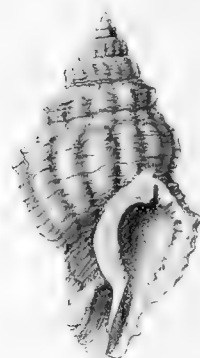




44.



43.



45 a.



46.




47.



45 b.



48.



TURBINELLA.

PLATE X.

Species 49. (Mus. Cuming.)

TURBINELLA ANGULARIS. *Turb. testā ovatā, utrinque attenuatā, anfractibus transversim striatis et subtiliter liris, medio ventricosis et acutè angulatis, ad angulum compresso-tuberculatis; castaneo-fuscā, liris tuberculos super albidis.*

THE ANGULAR TURBINELLA. Shell ovate, attenuated at both ends, whorls transversely striated and finely ridged, ventricose and sharply angled in the middle, compressly tubercled at the angle; chesnut-brown, ridges across the tubercles whitish.

Hab. — ?

This species may be traced into the *T. cingulifera*, but is constantly distinguished by its sharp angular growth and compressed tubercles.

Species 50. (Mus. Cuming.)

TURBINELLA BREVICAUDATA. *Turb. testā elongato-turbinatā, canali brevi, spirā elongatā, anfractibus rotundatis, fortiter plicato-nodatis, supernè juxta suturas peculiariter longitudinaliter plicato-striatis, liris conspicuis regularibus cingulatis, interstitiis excavatis, striā unicā elevatā interveniente; albidā, fusco tinctā, liris strisive vividè castaneis.*

THE SHORT-TAILED TURBINELLA. Shell elongately turbinated somewhat fusiform, canal short, spire elongated, whorls rounded, strongly plicately noduled, peculiarly longitudinally plicately striated round the upper part, next the sutures, encircled with conspicuous regular ridges, the interstices between which are excavated and have a single raised stria intervening; whitish, stained with brown, ridges and striae rich chesnut-brown.

Hab. — ?

A very characteristic sharply corded species, having somewhat the form of the *T. lineata* but not the colour.

Species 51. (Mus. Cuming.)

TURBINELLA RUDIS. *Turb. testā oblongo-ovatā, solidiusculā, transversim rudè liratā et striatā, anfractibus supernè concavis, medio compresso-nodatis, nodis basin versus evanidis; albā, epidermide crassā castaneo-nigricante indutā.*

THE RUDE TURBINELLA. Shell oblong-ovate, rather solid, transversely rudely ridged and striated, whorls concave round the upper part, compressly noduled in the middle, nodules gradually disappearing towards the base; whitish, covered with a thick chesnut-black epidermis.

Hab. — ?

Approaching the *T. tuberculata* in form, but readily distinguished from that species.

Species 52. (Mus. Metcalfe.)

TURBINELLA KNORRII. *Turb. elongato-turbinatā, subfusiformi, transversim striatā, anfractibus supernè concavo-depressis, medio convexis, nodorum serie unicā cingulatis, aperturæ fauce liratā; rufo-castaneā, intus albidā.*

KNORR'S TURBINELLA. Shell elongately turbinated, somewhat fusiform, transversely striated, whorls concavely depressed round the upper part, convex in the middle, with a single row of rounded nodules, interior of the aperture ridged; reddish-chesnut, interior white,

Hab. Honduras; Dyson.

This species like the *T. angularis* just spoken of may also be traced into *T. cingulifera*, from which it is distinguished by its more elongated growth and series of rounded nodules.

Species 53. (Mus. Metcalfe.)

TURBINELLA GRACILIS. *Turb. testā subelongato-fusiformi, anfractibus supernè concavis, longitudinaliter obliquè rudè plicato-costatis, liris obtusis irregularibus cingulatis; rufescente-fuscā.*

THE SLENDER TURBINELLA. Shell somewhat elongately fusiform, whorls concave round the upper part, longitudinally obliquely rudely plicately ribbed, encircled with irregular obtuse ridges; reddish-brown.

Hab. — ?

Though closely allied to the *T. castanea* and *acuminata* it is clearly irreferable to either of those species

August, 1847.

TURBINELLA.—PLATE X.

Species 54. (Mus. Brit.)

TURBINELLA FUSUS. *Turb. testá oblongo-fusiformi, crassá, ponderosá, lævigatá, anfractibus supernè concavo-angulatis, ad angulum subobsoletè nodosis; columellá quinqueplicatá; albá, epidermide crassá fibrosá seriatim cristatá indutá.*

THE SPINDLE TURBINELLA. Shell oblong-fusiform, thick, ponderous, smooth, whorls concavely angulated round


the upper part, somewhat obsoletely nodose at the angle; columella five-plaited; white, covered with a thick fibrous epidermis tufted in rows.

SOWERBY, Tank. Cat. App. p. 15.

Hab. — ?

A very remarkable species, partaking of the characters *T. rapa* and *scolymos*, but too far removed from either species in form to be regarded as a variety.

Turbinella Pl. X.



49.



50.



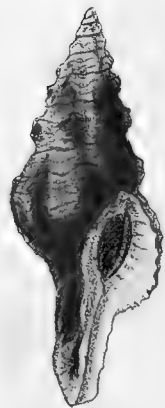
51.



54.




52.



53.

Turbinella Pl. X.



49.



50.



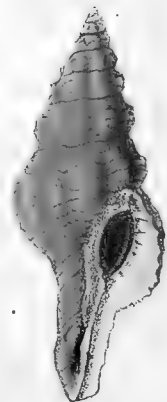
51.



54.



52.



53.



TURBINELLA.

PLATE XI.

Species 55. (Mus. Cuming.)

TURBINELLA INCARNATA. *Turb. testá fusiformi, spiræ suturis subprofundis, anfractibus longitudinaliter costatis, transversim elevato-striatis, striis intra costas peculiariter fortibus, aperturá parviusculá, fauce striatá; rufescente-fulvâ, costarum interstitiis fuscis, aperturá vividè violaceâ, apice pallidè violaceo.*

THE FLESH-COLOURED TURBINELLA. Shell fusiform, sutures of the spire rather deep, whorls longitudinally ribbed, transversely elevately striated, striæ peculiarly strong between the ribs, aperture rather small, interior striated; reddish fulvous colour, brown between the ribs, aperture rich violet, apex pale violet.

DESHAYES, Kiener, Icon. Coq. viv. p. 45. pl. 18. f. 5.

Hab. Philippine Islands; Cuming.

May be recognized by the peculiarly latticed sculpture of the interstices between the ribs, and rich contrast of colouring.

Species 56. (Mus. Cuming.)

TURBINELLA AUSTRALIENSIS. *Turb. testá ovatâ, medio ventricosâ, anfractibus longitudinaliter plicato-costatis, costis tumidis, subdistantibus, liris conspicuis acutis creberrimè cingulatis; albâ, maculis grandibus quadratis purpureo-nigris inter costas ornatâ, aperturâ rosaceo-fuscescente.*

THE AUSTRALIAN TURBINELLA. Shell ovate, ventricose in the middle, whorls longitudinally plicately ribbed, ribs swollen, rather distant, very closely encircled with sharp conspicuous ridges; white, ornamented between the ribs with square purple-black blotches, aperture pinkish-brown.

Hab. Port Essington, New Holland.

A most striking and characteristic species, far removed from any hitherto described, and forming an interesting addition to the genus.

Species 57. (Mus. Taylor.)

TURBINELLA TURRITA. *Turb. testá subelongato-turritâ, solidiusculâ, basi leviter recurvâ, anfractibus subobliquè obtusè plicato-costatis, liris transversis conspicuis subdistantibus undique funiculatis; aperturâ parvâ, bre-*

viusculâ; rufescente-luteâ, liris castaneo-nigris.

THE TURRETED TURBINELLA. Shell somewhat elongately turreted, rather solid, slightly recurved at the base, whorls somewhat obliquely obtusely plicately ribbed, corded throughout with rather distant conspicuous transverse ridges; aperture small, rather short; reddish-yellow, ridges chesnut-black.

DESHAYES, Anim. sans vert. vol. ix. p. 385. note.

Turbinella lineata, Lamarck.

Hab. Island of Masbate, Philippines (on the reefs); Cuming.

Easily distinguished by the dark equi-distant ridges with which it is spirally corded throughout.

Species 58. (Mus. Cuming.)

TURBINELLA SANGUIFLUA. *Turb. testá subelongato-fusiformi, anfractibus longitudinaliter plicato-costatis, costis latis, subdistantibus, transversim undique sulcatis; albâ sulcis longitudinalibus et transversis aurantio-vel sanguineo-rufis.*

THE BLOOD-FLOWING TURBINELLA. Shell somewhat elongately fusiform, whorls longitudinally plicately ribbed, ribs broad, rather distant, transversely grooved throughout; white, longitudinal and transverse grooves orange or blood-red.

Hab. — ?

Distinguished in form, and by the peculiar disposition of its orange or red colouring which flows as it were among the interstices between the ribs.

Species 59. (Mus. Cuming.)

TURBINELLA VIOLACEA. *Turb. testá subfusiformi, spirâ acuminatâ, anfractibus medio tuberculato-costatis, liris subtilibus striisque undique cingulatis, violaceo-albâ, basi nigricante-castaneâ, aperturâ rosaceo-violaceâ.*

THE VIOLET TURBINELLA. Shell somewhat fusiform, spire acuminate, whorls tubercularly ribbed in the middle, encircled throughout with fine ridges and striæ; violet-white, stained at the base with blackish-chesnut, aperture pinkish-violet.

Hab. — ?

A delicately violet-tinged shell distinguished by a dark chesnut stain at the base.

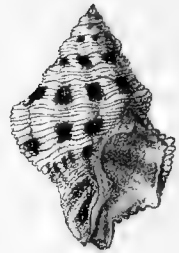
Turbinella, Pl. XI.



55.



56 a.



56 b.



57.



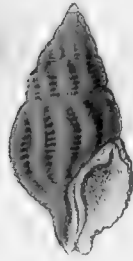
58 a.



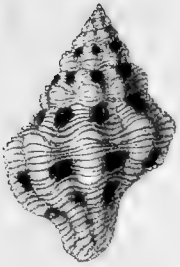
58 b.



59.



55.



56 a.



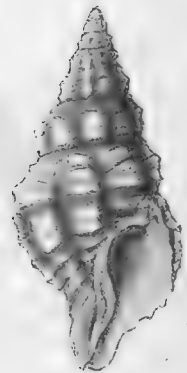
56 b.



57.



58 a.



58 b.



59.



TURBINELLA.

PLATE XII.

Species 60. (Mus. Metcalfe.)

TURBINELLA SCABROSA. *Turb. testá ovato-fusiforimi, anfractibus longitudinaliter forticostatis, transversim liris angustis scabrosis, alternatim minoribus, creberrimè cingulatis; lutescente-lacteá.*

THE SCABROUS TURBINELLA. Shell ovately fusiform, whorls longitudinally strongly ribbed, transversely very closely encircled with narrow scabrous ridges, alternately smaller; yellowish cream-colour.

Hab. — ?

Peculiar in sculpture, being very closely corded throughout with fine scabrous ridges alternately larger and smaller.

Fig. 61 *a* and *b* represents a specimen of *T. gemmata*, figured at Pl. II. Fig. 5, in finer condition, the smoothness of which there described, proves to have arisen from the shell being worn. The whorls of *T. gemmata* are concentrically stoutly ribbed, whilst they are closely encircled throughout with nodulous ridges and fine striæ. The colour is a deep orange-yellow, with an irregularly waved streak of black, dotted here and there with pure opal-white, passing behind the ribs from the sutures to the base.

Hab. Marquesas Islands; Capt. Rohr.

Species 62. (Mus. Taylor.)

TURBINELLA USTULATA. *Turb. testá fusiformi, spiræ suturis subimpressis, anfractibus subrotundatis, longitudinaliter laticostatis, transversim subtiliter rugosoliratis, medio carinatis; lutescente, ustulato-fusco tinctá et fasciatá, maculis fuscis ad suturas inter costas, basi nigro tinctá*

THE SCORCHED TURBINELLA. Shell fusiform, sutures of the spire rather impressed, whorls somewhat rounded, longitudinally broadly ribbed, transversely finely roughly ridged, keeled in the middle; yellowish, tinged and banded with burnt-brown spots at the ribs, base stained with black,

Hab. — ?

Distinguished in some measure by the black stain at the base, and dark spots between the ribs which occur only next the sutures.

Species 63. (Mus. Cuming.)

TURBINELLA PHILBERTI. *Turb. testá ovato-fusiforimi, anfractibus supernè plano-declivibus, transversim liratis et striatis, longitudinaliter subobtusè costatis, costis novenis confertis, ad angulum plicato-tuberculatis; rufo-fuscá, liris et interdum costis hic illic albis, aperturá roseo-violaceá.*

PHILBERT'S TURBINELLA. Shell ovately fusiform, whorls flatly slanting round the upper part, transversely ridged and striated, longitudinally somewhat obtusely ribbed, ribs nine in number, close-set, plicately tubercled at the angle; reddish-brown, ridges and sometimes the ribs here and there white, aperture pinkish violet.

RECLUZ, *Revue Zool. Soc. Cuvierienne*, 1844, p. 48.

An eadem var. *T. tessellata* Recluz, l. c.

Hab. Philippine Islands; Cuming.

It is not improbable, so far as may be gathered from descriptions, that the *T. Philberti* and *tessellata* of M. Recluz are varieties of the very interesting species here figured, collected by Mr. Cuming in the Philippine Islands. In some specimens a dark chesnut-brown appears to be the ground colour of the shell, which is encircled here and there with sharp white lines and ridges; in others the longitudinal ribs are also white, and the chesnut-brown only appears in tessellated patches in the interstices.

Species 64. (Mus. Brit.)

TURBINELLA FILOSA. *Turb. testá subelongato-fusiforimi, anfractibus rotundatis, longitudinaliter fortiter costatis, liris prominentibus transversim undique funiculatis, aperturæ fauce lirata; albidá, liris transversis summitate castaneis.*

THE THREADED TURBINELLA. Shell somewhat elongately fusiform, whorls rounded, longitudinally stoutly ribbed, corded throughout with prominent transverse ridges, interior of the aperture ridged; whitish, transverse ridges chesnut-brown along the summit.

SCHUBERT and WAGNER, *Conch. Cab. Supp.* p. 100. pl. 227. f. 4019, 4020.

Hab. Prince Island; Kiener. Senegal; Deshayes.

Easily distinguished by the thread-like style of pattern, arising from the summit of the ridges being sharply stained with chesnut-brown upon a light ground.

August, 1847.

TURBINELLA.—PLATE XII.

Species 65. (Mus. Taylor.)

TURBINELLA PULCHELLA. *Turb. testá fusiformi, anfractibus obliquè costatis, costis latiusculis, solidis, transversim carinatis et striatis, carinis striisque inter costas multò prominentibus; fulvo-fuscá, aperturá vividè violacéá.*

THE PRETTY TURBINELLA. Shell fusiform, whorls obliquely ribbed, ribs rather broad, solid, transversely keeled and striated, keels and striæ much more prominent between the ribs, fulvous-brown, aperture rich violet.

Hab. — ?

A bright coloured species of very solid growth.

Species 66. (Mus. Cuming.)

TURBINELLA CROCEA, *Turb. testá subsfusiformi-ovatá,*

anfractibus subabbreviatis, rotundatis, transversim subtiliter liratis, longitudinaliter plicato-costatis, costis obtusis, numerosis, undecenis; albidá, nigro suturis basique tinctá, maculis castaneo-nigris medio uniseriatim pictá, aperturá crocéá.

THE SAFFRON TURBINELLA. Shell somewhat fusiformly ovate, whorls rather short and rounded, transversely finely ridged, longitudinally plicately ribbed, ribs obtuse, numerous, eleven in number; whitish, stained with black at the base and sutures, and painted with a single row of chesnut-black spots round the middle, aperture bright saffron-yellow.

GRAY, Zool. Beechey's Voyage of the 'Blossom', p. 113.


Hab. Sandwich Islands; Nuttall.

Distinguished amongst other characters from the *T. crenulata*, by its more numerous and less prominently developed ribs and saffron-coloured aperture.

Turbinella, PL. XII.



60.



61 a.



61 b.



62.



63 a.



63 b.



64.

*Thin ground white, the
and base, with the
shallow groove*



65 a.



65 b.



66.



Turbinella. Pl. XII.



60.



61 a.



61 b.



62.



63 a.



63 b.



64.



65 a.



65 b.



66.



TURBINELLA.

PLATE XIII.

(Figures somewhat enlarged.)

Species 67. (Mus. Taylor.)

TURBINELLA NANA. *Turb. testā gracili-fusiformi, anfractibus rotundatis, longitudinaliter fortiter costatis, liris parvis conspicuis regulariter cingulatā, spadiceo-fuscā, columellā pallidē rosaceā.*

THE DWARF TURBINELLA. Shell slenderly fusiform, whorls rounded, longitudinally strongly ribbed, regularly encircled with small conspicuous ridges; bay-brown, columella pinkish.

Hab. — ?

There are faint indications of a light band about the middle of the ribs.

Species 68. (Mus. Metcalfe.)

TURBINELLA CINEREA. *Turb. testā gracili-fusiformi, anfractibus subangulato-convexis, longitudinaliter costatis, costis, distantibus, compresso-nodatis, interstitiis striis distantibus decussatis; nigricante-cinereā, costis albidis nigricante-fusco maculatis.*

THE ASH-COLOURED TURBINELLA. Shell slenderly fusiform, whorls somewhat angularly convex, longitudinally ribbed, ribs distant, compressly noded, interstices crossed with distant striæ; dark ash-colour, ribs whitish, spotted with blackish-brown.

Hab. — ?

Very peculiar in character both with respect to colour and sculpture.

Species 69. (Mus. Cuming.)

TURBINELLA ATTENUATA. *Turb. testā subelongato-fusiformi, anfractibus striis prominentibus regulariter funiculatis, longitudinaliter fortiter tuberculato-costatis; lutescente-albā, epidermide pallidē olivaceā indutā.*

THE ATTENUATED TURBINELLA. Shell somewhat elongately fusiform, whorls regularly corded with prominent striæ, longitudinally strongly tubercularly ribbed; yellowish-white, covered with a pale olive epidermis.

Hab. — ?

Rather more narrowly attenuated than represented in the figure.

Species 70. (Mus. Metcalfe.)

TURBINELLA MACULATA. *Turb. testā fusiformi-turbinatā, canali breviusculā, leviter recurvā, anfractibus rotundatis, longitudinaliter costatis, striis elevatis undique creberrimè cingulatis, aperturā parvā; albidā, maculis rubidis irregulariter tinctā et variegatā.*

THE BLOTCHED TURBINELLA. Shell fusiformly turbinated, canal rather short, slightly recurved, whorls rounded, longitudinally ribbed, very closely encircled throughout with raised striæ, aperture small; whitish, irregularly stained and variegated with red blotches.

Hab. — ?

A rather solid shell, tessellated in a manner with dull red.

Species 71. (Mus. Cuming.)

TURBINELLA NASSOIDES. *Turb. testā subfusiformi-ovatā, anfractibus rotundatis longitudinaliter conspicuè costatis, liris subtilibus creberrimè funiculatis; rufescente-fuscā, zonulā albā medio cingulatā, apice rosaceā, columellā pallidē rosaceā.*

THE NASSA-LIKE TURBINELLA. Shell somewhat fusiformly ovate, whorls rounded, longitudinally conspicuously ribbed, very closely corded throughout with fine ridges; light reddish brown, encircled round the middle with a white zone, apex pink, columella pale pink.

Hab. Island of Ticao, Philippines (on the reefs); Cuming.

The plaits are very obscure in this species, but I still think it should be referred to the present genus.

Species 72. (Mus. Cuming.)

TURBINELLA FASTIGIUM. *Turb. testā lanceolato-fusiformi, striis elevatis undiquè nitidè cingulatā; anfractibus subhexagonis, longitudinaliter plicato-costatis, costis distantibus, rudis, subirregularibus; rubido-fuscescente.*

THE PINNACLE TURBINELLA. Shell lanceolately fusiform, neatly encircled throughout with raised striæ; whorls nearly hexagonal, longitudinally plicately ribbed, ribs distant, rude, somewhat irregular; light reddish brown.

Hab. — ?

A very characteristic lanceolate shell, apparently of

immature growth; in an adult state the canal would be probably longer.

Species 73. (Mus. Taylor.)

TURBINELLA LAUTA. *Turb. testá ovatá, subobesá, canali brevi, leviter recurvâ; anfractibus longitudinaliter subobsoletè plicato-costatis, transversim undique sulcatis; coccineo-rufâ, sulcis fuscis, costis hic illic albis, aperturâ aurantiâ.*

THE GAY TURBINELLA. Shell ovate, rather stout, canal short, slightly recurved; whorls longitudinally somewhat obsoletely plicately ribbed, transversely grooved throughout; scarlet-red, grooves brown, ribs here and there white, aperture orange.

Hab. — ?

A very pretty species most distinctly characterized.

Pl. 53

Turbinella, PLXIII.







67.



68 a.



68 b.



69.



70 a.



70 b.



71.




72 a.



72 b.



73.



TURBINELLA.

	Plate.	Species.		Plate.	Species.
acuminata, <i>Kiener</i>	IX.	47	maculata, <i>Reeve</i>	XIII.	70
angularis, <i>Reeve</i>	X.	49	<i>mitis</i> , <i>Lamarck</i>	V.	30
aplustre (<i>Buccinum</i>), <i>Martyn</i> . . .	III.	16	muricata (<i>Voluta</i>), <i>Born</i>	VII.	35
armata, <i>Broderip</i>	V.	29	<i>muricata</i> , <i>Enc. Méth.</i>	V.	30
attenuata, <i>Reeve</i>	XIII.	69	nana, <i>Reeve</i>	XIII.	67
Australiensis, <i>Reeve</i>	XI.	56	nassatula, <i>Lamarck</i>	IX.	45
Barclayi, <i>Reeve</i>	IV.	20	Nassoides, <i>Reeve</i>	XIII.	71
Belcheri, <i>Reeve</i>	IV.	22	nodata (<i>Buccinum</i>), <i>Martyn</i> . . .	V.	27
brevicaudata, <i>Reeve</i>	X.	50	occellata, <i>Lamarck</i>	VIII.	38
cæstus, <i>Broderip</i>	VI.	34	ovoidea, <i>Kiener</i>	IV.	23
candelabrum, <i>Reeve</i>	II.	9	Philberti, <i>Recluz</i>	XII.	63
capitellum (<i>Voluta</i>), <i>Linn.</i>	V.	30	picta, <i>Reeve</i>	IV.	19
carinifera, <i>Lamarck</i>	III.	14	polygona (<i>Murex</i>), <i>Gmelin</i>	I.	1
Cassidiformis, <i>Valenc.</i>	VI.	32	prismatica (<i>Buc.</i>), <i>Martyn</i>	V.	25
castanea, <i>Reeve</i>	V.	26	<i>pugillaris</i> , <i>Lamarck</i>	VII.	35
Ceramica (<i>Voluta</i>), <i>Linn.</i>	IX.	46	pulchella, <i>Reeve</i>	XII.	65
cerata, <i>Gray</i>	VII.	37	pyrum (<i>Voluta</i>), <i>Linn.</i>	III.	15
cinerea, <i>Reeve</i>	XIII.	68	rapa, <i>Lamarck</i>	II.	8
cingulifera, <i>Lamarck</i>	III.	17	recurvirostris, <i>Schubert</i>	II.	10
concentrica, <i>Reeve</i>	I.	2	rhinoceros, <i>Lamarck</i>	VI.	33
cornigera, <i>Lamarck</i>	VIII.	40	<i>rigida</i> , <i>Gray</i>	V.	27
craticulata (<i>Murex</i>), <i>Linn.</i>	II.	7	rudis, <i>Reeve</i>	X.	51
crenulata, <i>Kiener</i>	IV.	24	<i>rustica</i> , <i>Lamarck</i>	III.	18
crocea, <i>Gray</i>	XII.	66	sanguiflua, <i>Reeve</i>	XI.	58
<i>fasciata</i> , <i>Sowerby</i>	IX.	43	scabrosa, <i>Reeve</i>	XII.	60
fastigium, <i>Reeve</i>	XIII.	72	scolymos (<i>Murex</i>), <i>Gmelin</i>	I.	4
filosa, <i>Schubert</i>	XII.	64	smaragdulus (<i>Buc.</i>), <i>Linn.</i>	III.	18
fuscus, <i>Sowerby</i>	X.	54	spadicea, <i>Reeve</i>	IX.	44
gemma, <i>Reeve</i>	II.	5	spinosa (<i>Buccinum</i>), <i>Martyn</i> . . .	IX.	43
gibbula (<i>Murex</i>), <i>Gmelin</i>	VII.	36	tectum (<i>Buccinum</i>), <i>Gray</i>	VIII.	41
globulus (<i>Voluta</i>), <i>Chemn.</i>	II.	11	<i>tessellata</i> , <i>Recluz</i>	XII.	63
gracilis, <i>Reeve</i>	X.	53	<i>Thersites</i> , <i>Reeve</i>	IV.	21
imperialis, <i>Reeve</i>	V.	23	triserialis, <i>Lamarck</i>	VIII.	39
incarnata, <i>Deshayes</i>	XI.	55	tuberculata, <i>Broderip</i>	VIII.	42
infundibulum (<i>Murex</i>), <i>Gmelin</i> . .	I.	3	turrita (<i>Voluta</i>), <i>Gmelin</i>	XI.	57
Knorrii, <i>Deshayes</i>	X.	52	ustulata, <i>Reeve</i>	XII.	62
lanceolata, <i>Reeve</i>	III.	12	varicosa, <i>Reeve</i>	II.	6
lauta, <i>Reeve</i>	XIII.	73	<i>variolaris</i> , <i>Lamarck</i>	VIII.	40
leucozonalis, <i>Lamarck</i>	IX.	48	vexillulum, <i>Reeve</i>	V.	31
<i>lineata</i> , <i>Lamarck</i>	XI.	57	violacea, <i>Reeve</i>	XI.	59
lyrata, <i>Reeve</i>	III.	13			



MONOGRAPH

OF THE GENUS

FASCIOLARIA.

.....
"Admiring
Their shape, their colour, and attractive grace."—*Milton*.
.....

FASCIOLARIA.

PLATE I.

Genus FASCIOLARIA, Lamarck.

Testa fusiformis vel pyriformis, interdum magnitudine peramplā, basi plus minusve canaliculatā, anfractibus sæpissimè tuberculatis, nunquam varicosis; columellā plus minusve arcuatā, basi obliquè plicatā, plicis inferioribus majoribus; aperturæ fauce striis prominentibus elevatis creberrimè radiatā. Operculum corneum.

Shell fusiform or pear-shaped, sometimes of very large size, more or less channelled at the base, whorls most frequently tuberculated, never varicose; columella more or less arched, obliquely plaited at the base, lower plates the larger, interior of the aperture very closely rayed with prominent elevated striæ. Operculum horny.

The *Fasciolarie* though limited in species, appear to constitute a very natural genus, easily distinguished from the *Fusi* by their larger and more solid tubercular growth and brilliancy of colour; there are also characters in the style of marking, which are not unimportant. In most of the species the shell is encircled by fine blackish lines engraved on the surface, arranged two and two throughout, and the interior of the aperture is generally radiated with strong elevated red lines. Another character by which *Fasciolaria* may be distinguished from *Fusus*, consists in the columella being always distinctly obliquely plaited at the base, mostly very strongly so; according to M. Quoy, the animals are nearly similar, and it is this affinity which has induced that eminent naturalist to connect the two genera in one.

The *Fasciolarie* are few in number but pretty generally distributed; among the localities noted in the following monograph are Ceylon and the Philippine Islands, Australia, Western Africa, Panama, Mexico and West Columbia, Honduras and the West Indies, Mediterranean and the Cape de Verd Islands.

Species 1. (Mus. Cuming.)

FASCIOLARIA PAPILLOSA, young.

For description of this species see Plate VII.

Species 2. (Mus. Hanley.)

FASCIOLARIA LUGUBRIS. *Fasc. testā fusiformi, transversim irregulariter sulcatā, anfractibus supernè angulato-declivibus, leviter concavis, ad angulum obtusè carinatis, apicem versus obsolete nodatis; columellā*

subexcavatā, lirā callosā supernè munitā; carneo-fuscescente, epidermide olivaceo-fuscā indutā.

THE MOURNFUL FASCIOLARIA. Shell fusiform, transversely irregularly grooved, whorls angularly slanting and slightly concave round the upper part, keeled at the angle, obsolete noduled towards the apex; columella somewhat excavated, furnished at the upper part with a strong callous ridge; fleshy-brown, covered with a dark olive-brown epidermis.

ADAMS, and REEVE, Moll. Voy. Samarang.

Hab. Cape of Good Hope (found at low water among loose stones); Adams.

A well-marked species, quite unlike any of this limited genus hitherto described, though of very simple character; in young specimens the interior is of a chesnut-brown colour and the upper portion of the whorls less angulated. Three specimens were collected during the voyage of the 'Samarang', but the one here figured from Mr. Hanley's collection, formerly in the possession of the Rev. F. J. Stainforth, is in finer condition and the only other example I have seen.

Species 3. (Mus. Cuming.)

FASCIOLARIA PRINCEPS. *Fasc. testā fusiformi, subamplā, spiraliter lirata, liris subdistantibus compresso-nodosis, interstitiis regulariter concavis; anfractibus prope suturas concavis, deinde ventricosis, vix angulatis, nodis liræ medianæ prominentibus, apicem versus conspicuis et rotundatis; aurantio-lactea, epidermide rufo-castanea crassa indutā, columellā vividè aurantio-rufā, aperturā peculiariter rufo-lineatā.*

THE CHIEF FASCIOLARIA. Shell fusiform, rather large, spirally ridged, ridges somewhat distant, compressly nodose, interstices regularly concave; whorls concave near the sutures, then ventricose, scarcely angulated, nodules of the middle ridge more prominent, conspicuous and rounded towards the apex; orange cream-colour, covered with a thick red-chesnut epidermis, columella bright orange-red, aperture peculiarly marked with red lines.

SOWERBY, Tankerville Cat. App. p. xvi.

Fasciolaria aurantiaca, Sowerby (not of Lamarck) by mistake in Genera of Shells.

Hab. Coast of Peru; Cuming.

It is scarcely necessary to observe that this magnificent species is remarkable for the richness of its colouring, the columella a deep orange-red, the epidermis a fine dark red-chesnut.



1a.



1b.




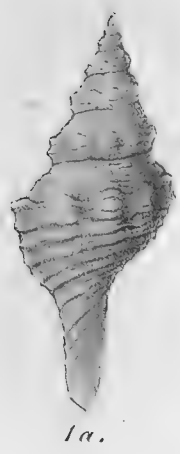
3.




2a.



2b.





FASCIOLARIA.

PLATE II.

Species 4. (Fig. *a* and *b*, Mus. Cuming.)

FASCIOLARIA FILAMENTOSA. *Fasc. testā fusiformi, spirā subacuminatā, anfractibus undique spiraliter sulcatis, sulcis binis, supernè declivibus, medio subangulatis, ad angulum plus minusve tuberculatis; cæruleo-albidā, rufo, fusco, cinereoove variegatā et striatā, sulcis spirālibus nigricantibus; aperturā fortiter rufo-lineatā.*

THE THREADED FASCIOLARIA. Shell fusiform, spire somewhat acuminate, whorls spirally grooved throughout, grooves in pairs, slanting round the upper part, slightly angulated in the middle, more or less tubercled at the angle; blueish-white, variegated and streaked with red, brown, or ash-colour, spiral grooves blackish, aperture strongly marked with red lines.

LAMARCK, Anim. sans vert. (Deshayes' edit.) vol. ix. p. 434.

Fusus filamentosus, Martini.

Hab. Ceylon. Philippine Islands; Cuming.

It is a peculiarity in the colouring of this well known species, that the darker tints of red or ash-brown pass in a waved longitudinal direction over the tubercles.

Species 5. (Fig. *a* and *b*, Mus. Cuming.)

FASCIOLARIA AURANTIACA. *Fasc. testā fusiformi, sub-ventricosā, anfractibus spiraliter sulcatis, sulcis binis distantibus, supernè declivibus, medio angulatis, ad angulum tuberculatis, tuberculis minoribus tumidiusculis, hic illic, præsertim basin versus, notatis; cinereo-vel rufo-aurantiā maculis irregularibus albis variegatā, intus niveā.*

THE ORANGE FASCIOLARIA. Shell fusiform, somewhat ventricose, whorls spirally grooved, grooves distant, arranged in pairs, slanting at the upper part, angulated round the middle, tuberculated at the angle, marked here and there, especially towards the base, with swollen tubercles; ash-coloured or reddish-orange, mottled with irregular white blotches, interior pure white.

LAMARCK, Anim. sans vert. (Deshayes' edit.) vol. ix. p. 435.

Hab. — ?

This beautiful species described by Lamarck as being vulgarly called the 'Persian vest' is still one of great rarity; it is of a buff or reddish-orange mottled with white, and the interstices between the grooves are more or less marked with obtuse swollen tubercles.





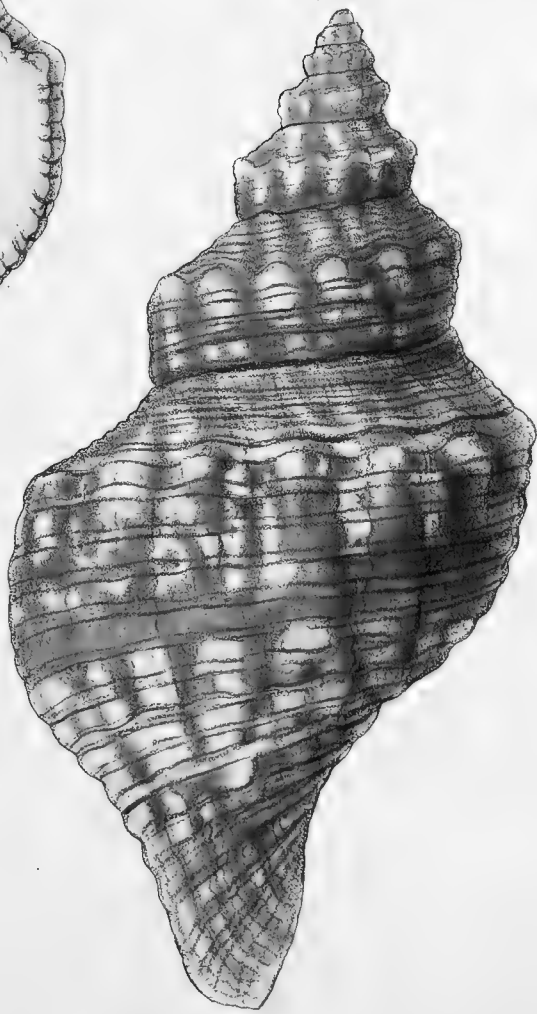
4a.



5a



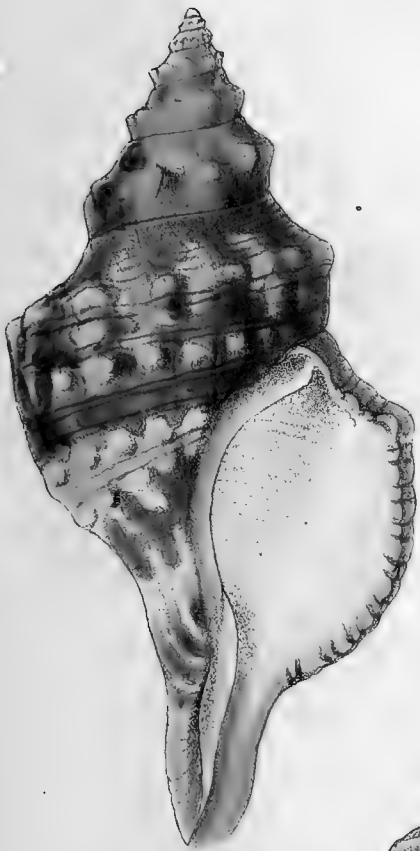
4b.



5b.



4a.



5a



4b.



5b.



FASCIOLARIA.

PLATE III.

Species 6. (Mus. Hankey.)

FASCIOLARIA GRANOSA. *Fasc. testá subpyriformi, spirá acuminatá, apice papillari; anfractibus spiraliter irregulariter striatis et sulcatis, supernè concavo-depressis, ad angulum tumidiusculis et fortiter tuberculatis, labro margine plicato-dentato; luteo-fuscescente, epidermide fuscá crassá, peculiariter granosá, indutá, columellá et aperturæ limbo aurantio-rufescentibus.*

THE GRANOSE FASCIOLARIA. Shell somewhat pyriform, spire acuminated, papillary at the apex; whorls irregularly spirally striated and grooved, concavely depressed round the upper part, slightly swollen and strongly tuberculated at the angle, lip plicately toothed at the margin; yellowish-brown, covered with a thick peculiarly granose brown epidermis, columella and edge of the aperture orange-red.

BRODERIP, Pro. Zool. Soc. 1834. p. 32.

Hab. Panama; Cuming, Hankey.

The *F. granosa* is chiefly remarkable, as its name indicates, on account of the epidermis being raised throughout in fine solid conspicuous grains, a peculiarity which I do not remember to have observed in any other shell; they are developed in a prominent degree in all stages of growth, and have almost the appearance of some extraneous coralline deposit. The magnificent specimen here figured, far exceeding in size and richness of colour any of those originally described, was recently collected by Capt. Hankey R.N., during the voyage of H.M.S. Collingwood.

Species 7. (Mus. Cuming.)

FASCIOLARIA SALMO. *Fasc. testá pyriformi, apice papillari, anfractibus ventricosis, supernè concavo-depressis et spiraliter striatis, ad angulum acutè tuberculatis, infernè contractis; columellá peculiariter excavatá, labro margine dentato; albicante, epidermide corneá olivaceá indutá, columellá et aperturæ limbo eximie colore salmonis.*

THE SALMON FASCIOLARIA. Shell pyriform, papillary at the apex, whorls ventricose, concavely depressed and spirally striated round the upper part, sharply tuberculated at the angle, contracted at the lower; columella peculiarly excavated, edge of the lip toothed; whitish, covered with an olive horny epidermis, columella and edge of the aperture delicate salmon-colour.

DESHAYES, Anim. sans vert. (Deshayes' edit.) v. ix. p. 438.

Pyrula salmo, Gray.

Murex salmo, Wood.

Fasciolaria Valenciennesii, Kiener.

Hab. Real Llejos, Central America; Cuming.

An extremely interesting species distinguished by its complete pyriform growth, excavated delicate salmon-coloured columella and rich olive horny epidermis. This and the preceding species, deprived of epidermis, are often confused the one for the other, they will, however, be found, from the accompanying figures and descriptions, to differ abundantly.



Sowerby, del. et lith.

Reese imp



Textura



7a.

6.

7b.



FASCIOLARIA.

PLATE IV.

Species 8. (Mus. Brit.)

FASCIOLARIA FUSIFORMIS. *Fasc. testá fusiformi, spirá subacuminatá, anfractibus undique spiraliter sulcatis, apicem versus rudè plicato-costatis, columellá arcuatá, lirá callosá supernè munitá; fuscescente, epidermide rufescente-fuscá indutá, aperturá albidá.*

THE FUSIFORM FASCIOLARIA. Shell fusiform, spire somewhat acuminate, whorls spirally grooved throughout, rudely plicately ribbed towards the apex, columella arched, furnished with a callous ridge at the upper part; pale brown, covered with a reddish-brown epidermis, aperture whitish.

VALENCIENNES, Kiener, Icon. coq. viv. p. 13. pl. 4. f. 2.

Hab. New Holland; Kiener.

Not distinguished by any peculiarity of marking, but well characterized in form.

Species 9. (Mus. Cuming.)

FASCIOLARIA TULIPA. *Fasc. testá fusiformi, medio ventricosá, spiraliter sulcatá, sulcis irregularibus, anfractibus valdè convexus, margine juxta suturas crenatis; cærulescente-albá, cinereo-olivaceo aut rufescente maculatá et variegatá, lineis nigris interdum spiraliter cingulatá, aperturæ fauce cinereo-albicante vel roseo-incarnato.*

THE TULIP FASCIOLARIA. Shell fusiform, ventricose in the middle, spirally grooved, grooves irregular, whorls very convex, crenated along the margin next the sutures; blueish-white, blotched and variegated with ash-olive or reddish, sometimes spirally encircled with black lines, interior of the aperture ash-white or pinkish flesh-colour.

LAMARCK, Anim. sans vert. (Deshayes' edit.) vol. ix. p. 432.

Murex tulipa, Linnæus.

Hab. St. Thomas, West Indies; Gruner. Honduras; Dyson.

It is scarcely necessary to observe that this ancient and well-known species is exceedingly variable in colour; most frequently it is found of a blueish or ash-white, variegated and blotched with olive or red, with or without black spiral lines; sometimes it is of a pure smooth mahogany-red, conspicuously painted with black spiral lines without any spots or blotches of colour.

Species 10. (Fig. *a* and *b*, Mus. Cuming.)

FASCIOLARIA DISTANS. *Fasc. testá fusiformi, solidiusculá, medio subventricosá, anfractibus convexus, lævibus, politis, basi spiraliter liratis; albidá, maculis cæruleo-viridibus vel aurantio-rufis pulcherrimè pictá, lineis nigris latiusculis distantibus conspicuè cingulatá.*

THE DISTANT FASCIOLARIA. Shell fusiform, rather solid, slightly ventricose in the middle, whorls convex, smooth, polished, spirally ridged at the base; whitish, beautifully painted with blueish-green, or orange-red blotches, conspicuously encircled with rather broad distant black lines.

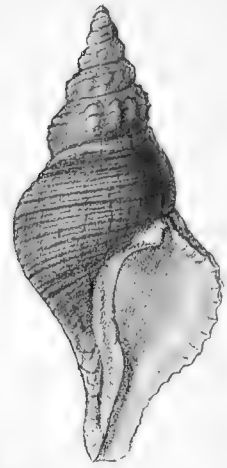
LAMARCK, Anim. sans vert. (Deshayes' edit.) vol. ix. p. 433.

Hab. Gulf of Mexico.


Although this species approximates very closely to the preceding in general aspect, it differs from it *in toto*; it is uniformly smaller in size, is of a peculiar smooth porcelain texture, extremely delicately painted and always spirally ruled, as it were, with strong black lines situated rather distant from each other. Another important feature of the *F. distans*, consists in the columella having only a single oblique plait at the extreme base.



8 a.



8 b.



9.



10 a.



10 b.

100

15

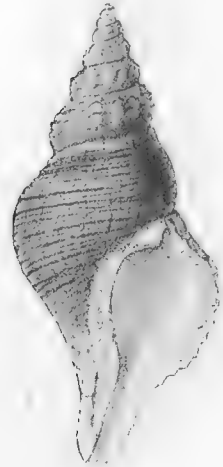
4
1
5

Pattern


Fasciolaria, Pl. IV.



8 a.



8 b.



9.



10 a.



10 b.

Handwritten scribbles or marks at the bottom center of the page.

FASCIOLARIA.

PLATE V.

Species 11. (Mus. Belcher.)

FASCIOLARIA PORPHYROSTOMA. *Fasc. testá pyriformi, basi attenuato-canaliculatá et recurvá, spirá breviusculá acutá; anfractibus supernè concavo-depressis ad angulum crebrinodatis, basem versus acutè spiraliter sulcatis; columellá arcuatá, infernè buplicatá, lirá parvá callosá supernè munitá, labro intus brevilirato; albidá, epidermide lutescente indutá, columellá vividè purpureá, aperturæ fauce purpurascente.*

THE PURPLE-MOUTH FASCIOLARIA. Shell pear-shaped, attenuately channelled and recurved at the base, spire rather short and sharp; whorls concavely depressed round the upper part, closely noduled at the angle, sharply spirally grooved towards the base; columella arched, two-plaited at the lower part, furnished with a small callous ridge at the upper, lip marked within with short ridges; whitish, covered with a yellowish epidermis, columella rich-purple, interior pale-purple.

ADAMS, and REEVE, Moll. Voy. Samarang.

Hab. Eastern Seas.

This interesting little shell has very much the form of *Fusus afer*, it might also be referred with equal propriety to the genus *Pyrula*, still it has an oblique plait at the base of the columella, sufficiently developed to entitle it to a place among the *Fasciolaria*. As a prominent specific character may be mentioned the rich purple colouring of the columella.

Species 12. (Mus. Brit.)

(Fig. considerably reduced).

FASCIOLARIA GIGANTEA. *Fasc. testá symmetricè fusiformi, spirá acuminato-turritá, anfractibus undique subobsoletè obtusè liratis, supernè vix angulatis, tuberculis grandibus tumidis armatis; incarnato-albidá, epidermide*

corneá luteo-castaneá, subpellucidá, indutá, columellá et apertura fauce rufescentibus.

THE GIGANTIC FASCIOLARIA. Shell symmetrically fusiform, spire acuminately turreted, whorls somewhat obsoletely obtusely ridged throughout, scarcely angulated round the upper part, armed with large swollen tubercles; fleshy-white, covered with a subtransparent yellowish-chesnut horny epidermis, columella and interior of the aperture reddish.

KIENER, Icon. coq. viv. *Fasciolaria*. p. 5. pl. 10. and 11.

Hab. South Seas; Brit. Mus. Pacific Ocean? Kiener

This gigantic species of which there is a specimen in the British Museum nearly two feet in length, approximates in general aspect to the *F. princeps*; the aperture is distinguished by the same warm orange-red tone of colour but is not lineated, the epidermis is more of a yellowish-olive horny character, and the tubercles more swollen and prominent.

Species 13. (Mus. Cuming.)

FASCIOLARIA LIGNARIA. *Fasc. testá fusiformi, spirá turritá, anfractibus supernè angulatis, infra tuberculato-costatis, costis tumidis; cærulescente-albidá, fasciis olivaceis interdum cingulatá.*

THE WOODEN FASCIOLARIA. Shell fusiform, spire turreted, whorls angulated round the upper part, tubercularly ribbed beneath, ribs swollen; blueish-white, sometimes encircled with olive bands.

Murex lignarius Linnæus, fide Philippi, Enum. Moll. Sicil. vol. ii. p. 177.

Fasciolaria Tarentina, Lamarck.

Hab. Mediterranean.

This, according to Philippi, is the *Murex lignarius* of Linnæus.

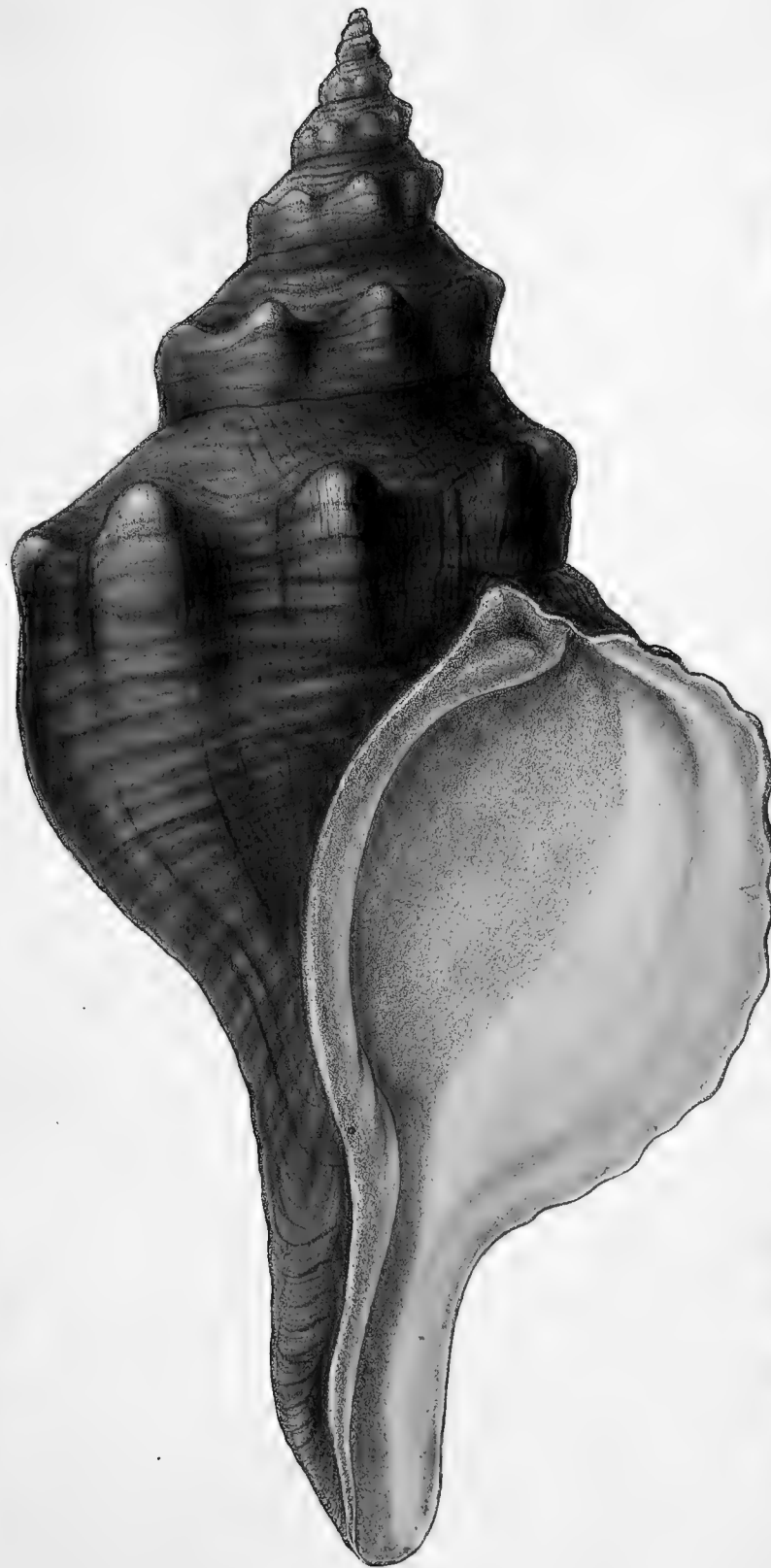




11 a.



11 b.



12.



13 a.



13 b.

13
3
4

Handwritten marks and symbols in the top left corner, including a large '4' and several smaller characters.

Handwritten symbols and numbers in the top right corner, including a large '7', a '9', and a '3'.

Handwritten characters in the middle left area, possibly '127'.

A single small black dot located in the middle right area.

A small handwritten mark or symbol in the bottom right area.

Handwritten marks and symbols in the bottom right corner, including a large 'V' and other characters.



11 a.




11 b.



12.



13 a.



13 b.

FASCIOLARIA.

PLATE VI.

Species 14. (Fig. *a* and *b*, Mus. Cuming;
c and *d*, Mus. Hanley.)

FASCIOLARIA CORONATA. *Fasc. testā fusiformi, nunc abbreviatā, nunc elongatā, anfractibus undique spiraliter obtuso-liratis, supernè concavo-declivibus, ad angulum nodosis, nodis tumidiusculis; spadiceā aut cinereo-griseā, zonulis duabus albidis angustis plus minusve obscuris infra angulum cingulatis.*

THE CORONATED FASCIOLARIA. Shell fusiform, sometimes abbreviated, sometimes elongated, whorls spirally obtusely ridged throughout, concavely slanting round the upper part, nodose at the angle, nodules rather swollen; fawn or ashy-grey, encircled with two more or less obscure whitish narrow zones.

LAMARCK, *Anim. sans vert.* (Deshayes' edit.) vol. ix. p. 435.
Hab. Australia and the Philippine Islands.

Of all the *Fasciolaria*e this is the most variable in respect to growth, whilst on the other hand, it is, perhaps, the most constant in regard to colour. Some specimens are of a pyriform spindle-shape as represented at Fig. 14, *c* and *d*, others are of a slender and more elongated growth as at Fig. 14, *a* and *b*; the colour is an uniform grey or fawn distinguished throughout by one or two narrow whitish zones encircling the shell beneath the nodules, to which,

though often much obscured, some importance should be attached.

Species 15. (Mus. Cuming.)

FASCIOLARIA PERSICA. *Fasc. testā obeso-fusiformi, solidā, rudi, spirā breviusculā, acutā, turritā, anfractibus tumidis, fortiter tuberculato-costatis, margine juxta suturas plicato-crenatis; columellā crenatā, basi conspicuè triplicatā; rosaceo-albidā, roseo et purpureo-ferugineo tinctā et variegatā, lineis fuscis binis undiquè cingulatā, aperturā rufo-lineatā.*

THE PERSIAN FASCIOLARIA. Shell stoutly fusiform, solid, rude, spire rather short, sharp, turreted, whorls swollen, strongly tubercularly ribbed, plicately crenated at the margin next the sutures; columella arched, conspicuously three-plaited; pinkish-white, stained and variegated with pink and purple-rust, encircled throughout with brown lines in pairs, aperture marked with red-lines.

Hab. — ?

A fine and rare species approximating in some measure to the *F. aurantiaca*, though perfectly distinguished by its short rude tumid growth and stout tubercular ribs.

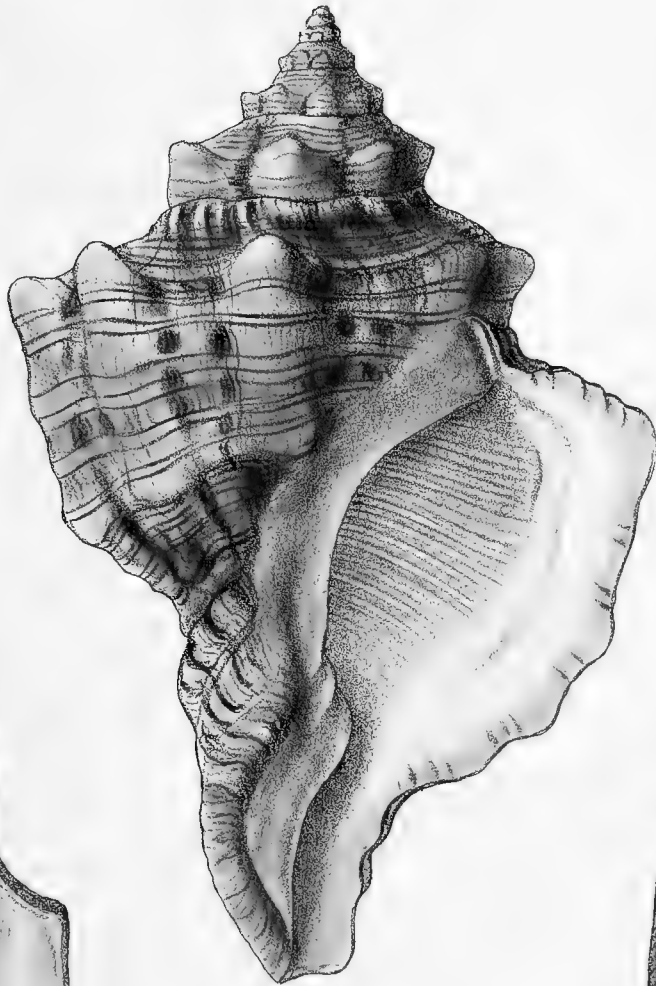




14a.



14b.



15.



14c.

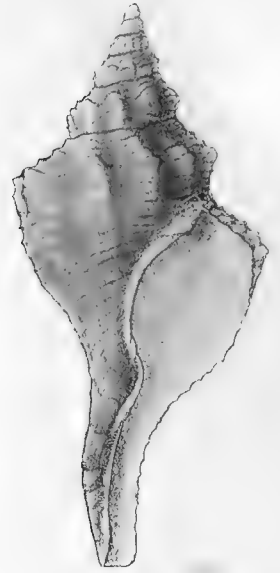


14d.

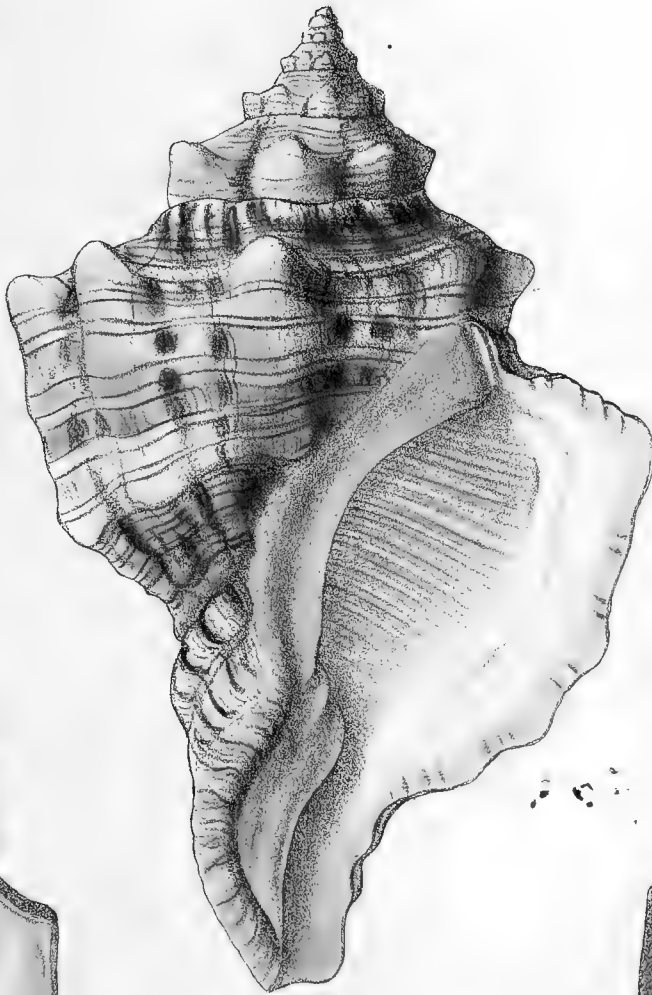




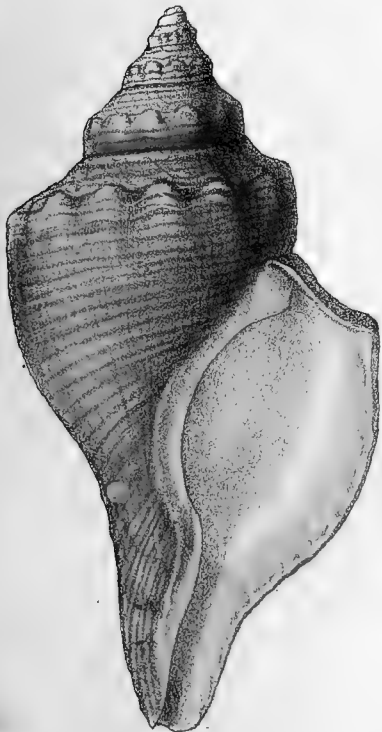
14a.



14b.



15.



14c.



14d.



FASCIOLARIA.

PLATE VII.

Species 16. (Mus. Cuming.)

FASCIOLARIA TRAPEZIUM. *Fasc. testá fusiformi, crassá, ponderosá, anfractibus supernè declivibus, tuberculis grandibus obesis armatis; cæruleo-albidá, epidermide corneá luteo-olivaceá indutá, lineis nigricantibus binis undique cingulatá, columellá purpureo-fuscá, aperture fauce vividè rufo-lineatá.*

THE QUADRANGLE FASCIOLARIA. Shell fusiform, thick, ponderous, whorls slanting round the upper part, armed with large stout tubercles; blueish-white, covered with a yellowish-olive horny epidermis, encircled throughout with blueish lines in pairs, columella purple-brown, interior of the aperture rayed with strong red-lines.

LAMARCK, Anim. sans vert. (Deshayes' edit.) vol. ix. p. 433.

Murex trapezium, Linnæus.

Hab. Philippine Islands; Cuming.

An extremely common species from the Eastern World,

distinguished above all others of the genus by its solid ponderous growth.

Species 1. (Mus. Brit.)

FASCIOLARIA PAPILLOSA. *Fasc. testá fusiformi, spirá acuminato-turritá, anfractibus undique conspicuè obtusè liratis, supernè angulato-declivibus, ad angulum fortiter nodatis, infernè contractis; incarnato-lacteá, epidermide luteo-fuscá indutá.*

THE PAPILLOSE FASCIOLARIA. Shell fusiform, spire acuminately turreted, whorls conspicuously obtusely ridged throughout, angularly slanting round the upper part, strongly noded at the angle, contracted round the lower part; fleshy cream-colour, covered with a yellowish-brown epidermis.

SOWERBY, Tankerville Cat. App. p. 16.

Hab. — ?

A species of rare occurrence peculiar in form and sculpture but not distinguished by any pattern of colouring.






Pittura

Fasciolaria, Pl. VII.





FASCIOLARIA.

	Plate.		Species.		Plate.	Species.
<i>aurantiaca</i> , Lamarck	II.		5	<i>papillosa</i> , Sowerby	I. and VII.	1
<i>coronata</i> , Lamarck	VI.		14	<i>Persica</i> , Reeve	VI.	15
<i>distans</i> , Lamarck	IV.		10	<i>porphyrostoma</i> , Adams and Reeve .	V.	11
<i>filamentosa</i> (<i>Fusus</i>), Martini	II.		4	<i>princeps</i> , Sowerby	I.	3
<i>fusiformis</i> , Valenciennes	IV.		8	<i>salmo</i> (<i>Pyrula</i>), Gray	III.	6
<i>gigantea</i> , Kiener	V.		12	<i>Tarentina</i> , Lamarck	V.	13
<i>granosa</i> , Broderip	III.		6	<i>trapezinum</i> (<i>Murex</i>), Linnæus	VII.	16
<i>lignaria</i> (<i>Murex</i>), Linnæus	V.		13	<i>tulipa</i> , Lamarck	IV.	9
<i>lugubris</i> , Adams and Reeve	I.		2	<i>Valenciennesii</i> , Kiener	III.	7



MONOGRAPH

OF THE GENUS

F U S U S .

.....

“The minutest throb
That through their frame diffuses
The slightest, faintest motion,
Is fixed and indispensable.”—*Shelley*.

.....

FUSUS.

PLATE I.

Genus *Fusus*, Lamarck.

Testa ovato-vel elongato-fusiformis, nunquam varicosa, basi canaliculata, canali nunc longissimo, nunc brevissimo; columellâ lævi; apertura labro plerumque denticulato. Operculum corneum.

Shell ovately or elongately fusiform, never varicose, canaliculated at the base, canal sometimes very long, sometimes very short; columella smooth; lip of the aperture generally denticulated. Operculum horny.

The genus *Fusus* is considered one of somewhat doubtful importance owing to the slight variation in the character of the animal, but it is nevertheless of particular value in the distribution of the great canaliferous series in respect of the shell. M. Deshayes does not, however, participate in this opinion. "Take away the columellar plaits from the greater portion of the *Turbinelli*," says the learned editor of the 'Animaux sans vertèbres' "and you make *Fusi* of them; deprive the *Tritons* of their varices and they become *Fusi*". Lamarck, it is true, mainly characterized the genera of this extensive family by the disposition of the varices and columellar plaits, but each is distinguished by an association of peculiarities apart from these.

The *Tritons* are peculiar in their form, sculpture and colouring irrespective of the varices; the *Fasciolaria* in their size, development and style of painting without reference to the columellar plaits, and so also the *Turbinelli* in their solid tubercular growth. The *Fusi* under consideration are not less remarkable on account of the beautifully elongated spindle growth, which constitutes the typical character of the genus; and there is no form in *Triton* or *Turbinellus* which can be said to be generically the same. The character of *Fusus* appears to be ill-understood by authors; Philippi, for example, in his 'Abbildungen' refers the *Triton Chemnitzii* (truly a *Triton* if we look only so far as the epidermis) to this genus, and several other species belonging most unequivocally to *Buccinum* and *Turbinellus*.

If any subdivision of the genus *Fusus* be admitted, it may be made in favour of that division including the *F. antiquus*, *despectus*, &c.; these have been already connected by Muller, under the title of *Tritonium*, with the *Buccinum undatum*, but their affinity with that species appears to be one equally remote with the former. The *F. Nifat*, *buccinatus* and *aculeiformis* have also a character peculiar to them, and might with the same propriety be united under a distinct sub-generic head.

Having spoken of the typical forms of *Fusus*, it remains to notice that there are several species referred to this genus which touch closely upon *Pyrula* and *Murex*; these, as with all species on the confines of systematic groups, may be referred to either genus.

The spindle-shaped *Fusi* are principally from the Eastern World, and are either white or variegated with an uniform brown; in none of them is there any display of colour like that of *Fasciolaria* or *Turbinellus*. The ovate species are from a colder region and mostly European, if not British.

Species 1. (Fig. *a* and *b*, Mus. Cuming.)

FUSUS MARMORATUS. *Fus. testâ fusiformi, vix abbreviatâ, spirâ subturritâ, anfractibus undique fortiter liratis et striatis, supernè peculiariter declivibus, medio angulato-tumidis, subcarinatis et plicato-nodosis; aperturae fauce creberrimè acutè liratâ; albâ, rufo-fusco profusè pictâ et variegatâ.*

THE MARBLED FUSUS. Shell fusiform, slightly abbreviated, spire somewhat turreted, whorls strongly ridged and striated throughout, peculiarly slanting round the upper part, angularly swollen in the middle, slightly keeled and plicately nodose; interior of the aperture very closely sharply ridged; white, profusely painted and variegated with red-brown.

PHILIPPI, Abbild. and Besch. Conch. *Fusus*, Pl. 3. f. 7.
Hab. Australia; Jukes.

The whorls of this species are peculiarly angularly tumid in the middle, and the shell is very profusely stained throughout with dark red-brown.

Fig. 2. (Mus. Taylor.)

Another state of the *F. marmoratus* which appears at first sight to have all the characteristics of a distinct species, and should be therefore figured.

For Species 2. see Pl. IV.

Species 3. (Mus. Cuming.)

FUSUS LONGISSIMUS. *Fus. testâ elongato-fusiformi, spirâ acuminato-turritâ, anfractibus undique spiraliter sulcatis et acutè liratis, supernè declivibus, medio nodosis; intus extusque niveâ.*

THE VERY LONG FUSUS. Shell elongately fusiform, spire acuminately turreted, whorls spirally grooved and sharply ridged throughout, slanting round the upper part, nodose in the middle; snowy-white within and without.

LAMARCK, Anim. sans vert. (Deshayes' edit.) vol. ix. p. 443.

Murex longissimus and *candidus*, Gmelin.

Hab. Ceylon.

This is the largest of the spindle-shaped species and may be known in all stages by its straight elongated growth; it has never any indication of colour, being pure white within and without.

Species 3. (Mus. Hanley.)

FUSUS OCELLIFERUS. *Fus. testā subabbreviato-fusifor-
mī, tenuiculā, ventricosā, spiræ suturis profundis, anfrac-
tibus supernè concavo-declivibus, undique spiratiter sul-
catis et striatis, liris intermediis latiusculis, verrucosis;
albidā, aurantio-fusco pallidè tinctā et variegatā, lira-
rum verrucis conspicuè aurantio-fuscis.*

THE EYED FUSUS. Shell somewhat fusiform, rather thin, ventricose, sutures of the spire deep, whorls concavely slanting round the upper part, spirally grooved and striated throughout, intermediate ridges rather broad, warty; whitish, palely stained and variegated with orange-brown, warts of the ridges conspicuously orange-brown.

BORY, Encyclopédie Méthodique, pl. 429. f. 7.

Fusus verruculatus, Lamarck.

Hab. — ?

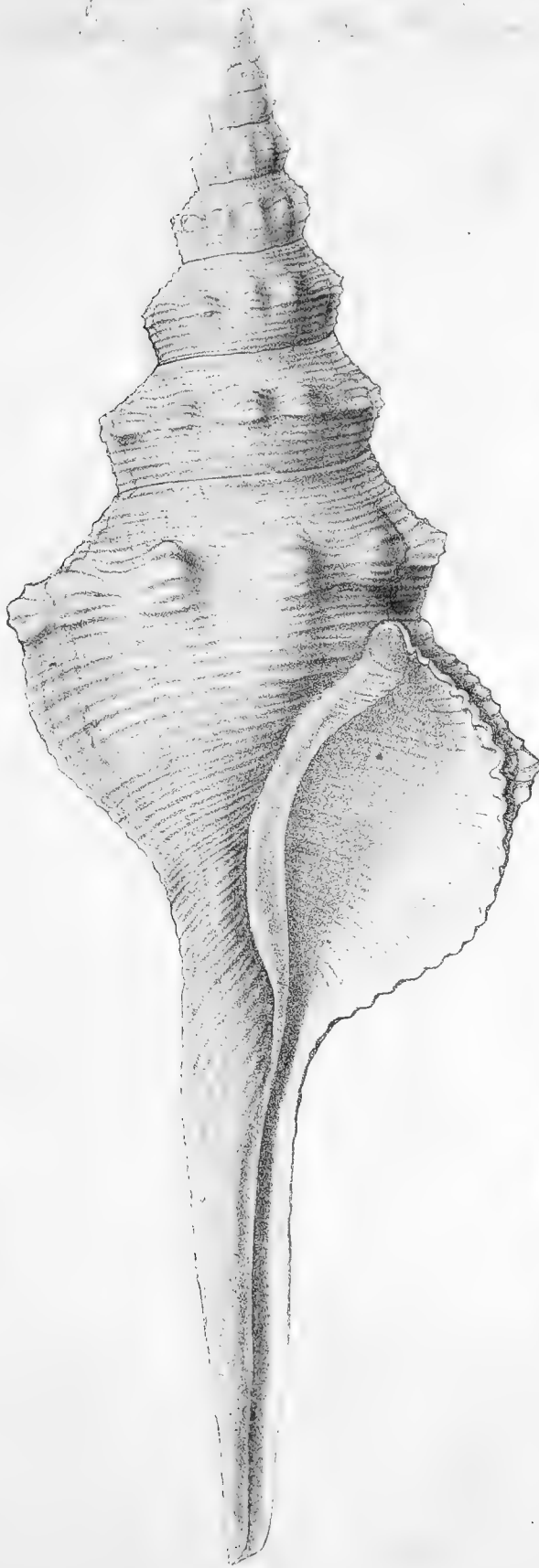
Presuming M. Bory to be the author responsible for the names attached to the figures of shells in the Encyclopédie Méthodique, I adopt the above as being anterior to that of Lamarck. The *Fusus ocelliferus* is a very distinct species but not one of common occurrence; it is of rather light swollen growth, encircled throughout by broad obtuse rather distant ridges of which the two central ones are marked with tumid nodules or warts most conspicuously developed on the middle whorls.

Leptaeon

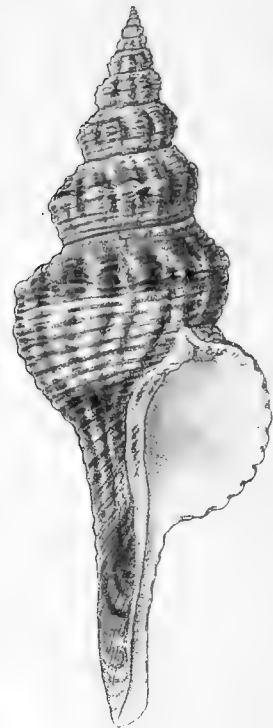
Fusus, Pl. I.



1a.



4.




1b.



2.

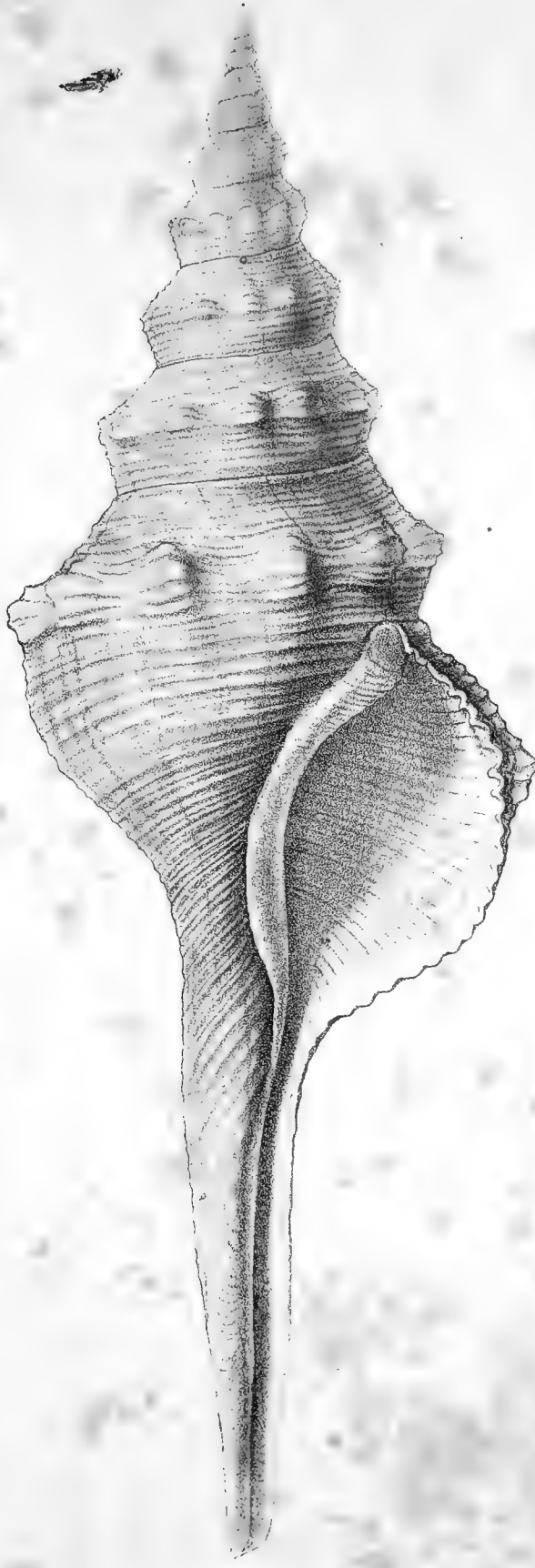


3.

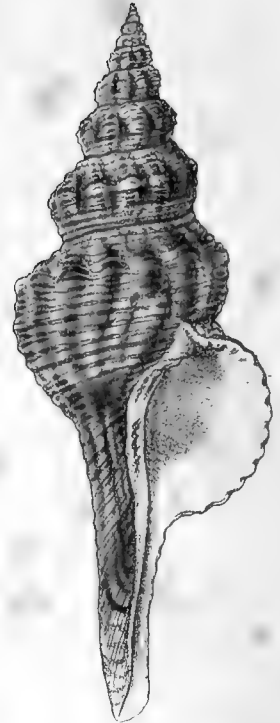




1a.



2.



1b.



3.



3.

109
46
1

115

FUSUS.

PLATE II.

Species 5. (Mus. Cuming.)

FUSUS LIGNARIUS. *Fus. testā ovato-fusififormi, canali breviusculo et recurvo, anfractibus lævibus, obscure planiliratis, ad apicem leviter nodosis, concavo-depressis; cinerea aut cærulescente, fusco variè pictâ, apertura fauce intensè purpureo-fuscâ.*

THE WOODEN FUSUS. Shell ovately fusiform, canal rather short and recurved, whorls smooth, obscurely flatly ridged, slightly nodose at the apex, concavely depressed round the upper part; ash or blueish, variously painted with brown, interior of the aperture rich purple-brown.

LAMARCK, Anim. sans vert. (Deshayes' edit.) vol. ix. p. 455.
Murex lignarius, Linnæus.

Hab. Mediterranean.

A shell of rather solid growth in which the brown painting is inclined to be disposed in streaks from the sutures.

Species 6. (Mus. Taylor.)

FUSUS ALTERNATUS. *Fus. testā ovato-fusififormi, canali subrecurvo, anfractibus rotundatis, supernè peculiariter plicatis, transversim undique conspicuè liratis, liris distantibus, alteris minutis filosis intervenientibus; griseo-albicante, liris vividè purpureo-nigris.*

THE INTERLACED FUSUS. Shell ovately fusiform, canal slightly recurved, whorls rounded, peculiarly plicated round the upper part, transversely conspicuously ridged, ridges distant, with others minute and thread-like intervening; greyish-white, ridges deep purple-black.

PHILIPPI, Abbild. und Besch. Conch. Fusus, Pl. 4. f. 6.

Hab. Bay of Mexillones.

The sculpture of this species is very similar in detail to that of the *F. Zelandicus*, still, out of many specimens I find no closer approximation in form than that exhibited by the accompanying figures.

Species 7. (Mus. Cuming.)

FUSUS TUBEROSUS. *Fus. testā fusiformi, spirâ turritâ, canali breviusculo, leviter contorto, anfractibus undique spiraliter irregulariter liratis et striatis, supernè concavo-declivibus, medio fortiter nodosis et bicarinatis; apertura fauce acutè lirata; albâ, castaneo-fusco profusè tinctâ.*

THE TUBEROUS FUSUS. Shell fusiform, spire turreted, canal rather short, slightly twisted; whorls spirally irregularly ridged and striated throughout, concavely slanting round the upper part, strongly nodose and two-keeled; interior of the aperture sharply ridged; white, profusely stained with chesnut-brown.

Hab. — ?

A new and very characteristic species amply distinguished from any hitherto described both in form and sculpture.

Species 8. (Mus. Cuming.)

FUSUS MANDARINUS. *Fus. testā ovato-fusififormi, subventricosâ, anfractibus rotundatis, apicem versus plicato-costatis, liris conspicuis undique funiculatis, liris minutis filosis intervenientibus; albidâ, vel pallidè ferrugineâ, liris purpureo-nigris.*

THE MANDARIN FUSUS. Shell ovately fusiform, somewhat ventricose, whorls rounded, plicately ribbed towards the apex, corded throughout with conspicuous ridges, with minute thread-like ones intervening; white, or pale rust-colour, ridges purple-black.

DUCLOS, Mag. de Zool. 1838. pl. 8.

Fusus Zelandicus, Quoy.

Hab. New Zealand; Earl.

I publish this species as the *F. Mandarinus* of Duclos, on the authority of MM. Deshayes and Kiener; the shell does not very well accord with the figure in the Magasin de Zoologie, nor is it from the same locality.

Species 9. (Mus. Cuming.)

FUSUS DUPETIT-THOUARSII. *Fus. testâ elongato-fusififormi, canali leviter contorto, anfractibus rotundatis, apicem versus longitudinaliter plicato-costatis, transversim undique acutè liratis; candidâ, labro aurantio-fusco tincto.*

DUPETIT-THOUARS' FUSUS. Shell elongately fusiform, canal slightly twisted, whorls rounded, longitudinally plicately ribbed towards the apex, transversely sharply ridged throughout; pure white, lip edged with orange-brown.

KIENER, Icon. coq. viv. p. 5. pl. 11.

Hab. Gallapagos Islands; Cuming.

A fine species with little or no indication of colour.



105. 1. 22

Fusus, Pl. II.



5.



6.




9.



7.



8.

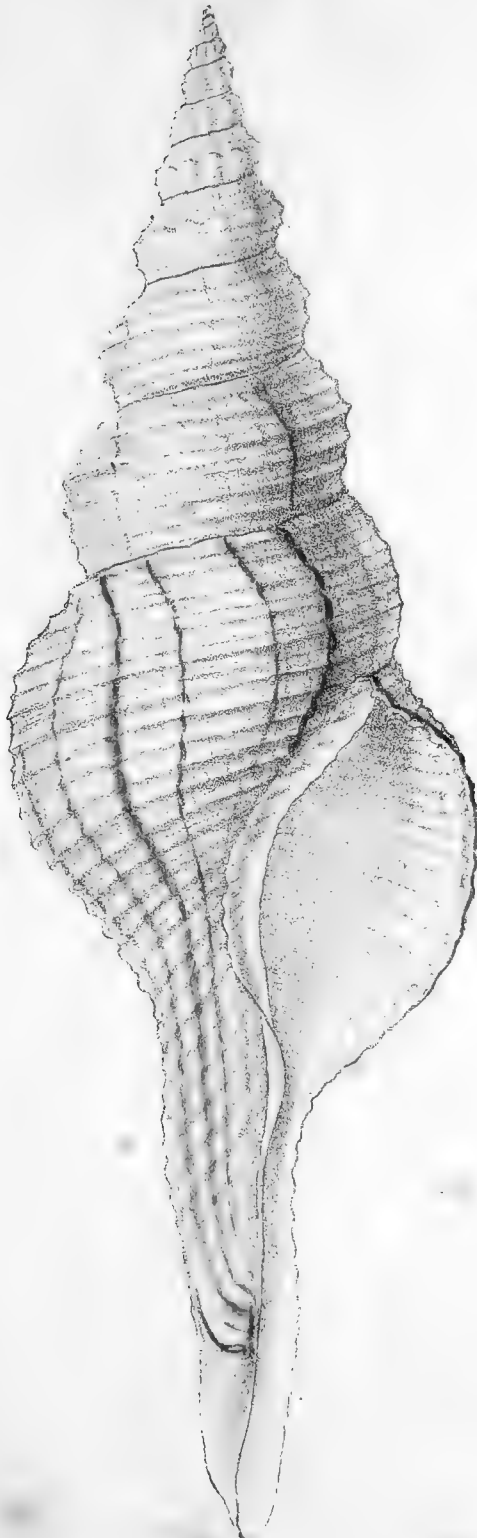




5.



6.



9.



7.



8.



FUSUS.

PLATE III.

Species 10. (Fig. *a* to *d*, Mus. Cuming.)

FUSUS SYRACUSANUS. *Fus. testā fusiformi-turritā, anfractibus transversim liratis et striatis, supernè plus minusve angulatis, longitudinaliter plicato-costatis, nunc latiusculis, nunc angustis, ad angulum nodosis; ferrugineo-rufā, plerumque albizonatā.*

THE SYRACUSE FUSUS. Shell fusiformly turreted, whorls transversely ridged and striated, more or less angulated round the upper part, longitudinally plicately ribbed, ribs sometimes rather broad, sometimes narrow, nodose at the angle; rusty-red, generally zoned with white.

LAMARCK, Anim. sans vert. (Deshayes' edit.) vol. ix. p. 456.

Murex Syracusanus, Linnæus.

Hab. Mediterranean.

A common inhabitant of the Mediterranean, varying considerably in the development of the ribs.

Species 11. (Mus. Taylor.)

FUSUS COLUS. *Fus. testā elongato-fusiforimi, gracillimā, spirā lanceolato-acuminatā, canali subcontorto, anfractibus undique acutè et creberrimè tenuiliratis, supernè angulato-declivibus, medio carinatis et compresso-nodosis; albā, rufo-castaneo ad apicem basinque tinctā, lineā rufo-castaneā interruptā inter nodos.*

THE DISTAFF FUSUS. Shell elongately fusiform, very slender, spire lanceolately acuminated, canal slightly twisted, whorls sharply and very closely finely ridged throughout, angularly slanting round the upper part, keeled and compressly noded round the middle; white, stained with chesnut-red at the base and apex, with an interrupted reddish chesnut line between the nodules.

LAMARCK, Anim. sans vert. (Deshayes' edit.) vol. ix. p. 443.

Murex colus, Linnæus.

Hab. Ceylon.

Distinguished by its slender elongated growth, whilst the periphery of the whorls are characterized by a row of nodules with an interrupted brown line between each, after the manner of the *F. tuberculatus*.

Species 12. (Mus. Cuming.)

FUSUS UNDATUS. *Fus. testā elongato-fusiforimi, crassā, solidā, undique superficialiter sulcatis, liris apicem ver-*

sus acutioribus spirā acuminatā, anfractibus supernè declivibus, medio fortiter tuberculatis, tuberculis grandibus, distantibus; aperturæ fauce acutè lirata; intus extusque eburneā.

THE WAVED FUSUS. Shell elongately fusiform, thick, solid, superficially grooved throughout, ridges sharper towards the apex, spire acuminated, whorls slanting round the upper part, strongly tubercled in the middle, tubercles large, distant; interior of the aperture sharply ridged; ivory-white within and without.

DESHAYES, Anim. sans vert. vol. ix. p. 446. *note.*

Murex undatus, Gmelin.

Fusus incrassatus, Lamarck.

Hab. Island of Taheite; Cuming.

This and the *F. longissimus* are extremely well figured by Martini in the same plate (Conch. Cab. vol. iv. pl. 145.) and the diagnose of each commences "*Fusus longissimus*" &c.; they are, however, described as separate species, the term "*longissimus*" not being intended as a specific title in the sense adopted by the present form of nomenclature.

Species 13. (Mus. Cuming.)

FUSUS LONGICAUDA. *Fus. testā tenuiculā, elongato-fusiforimi, gracillimā, canali subcontorto, spirā subtiliter acuminatā, anfractibus rotundatis, apicem versus longitudinaliter sulcatis, liris regularibus acutis, alternatim majoribus, undique spiraliter carinatis; intus extusque niveā, ad apicem basinque pallidè castaneo tinctā.*

THE LONG-TAIL FUSUS. Shell rather thin, elongately fusiform, very slender, canal somewhat twisted, spire finely acuminated, sutures excavated, whorls rounded, longitudinally grooved towards the apex, spirally keeled throughout with sharp regular ridges which are alternately larger; snowy white within and without, tinged with chesnut-brown at the base and apex.

BORY, Encyclopédie Méthodique, pl. 423. f. 2.

Hab. Ceylon.

No two individuals exhibiting such a positive distinction of growth, as that presented by the *F. colus* and *longicauda* should be admitted under one specific head. The species under consideration may be recognized by the excavated character of the sutures, the sharper and less crowded development of the ridges, the slightest possible indication of nodules round the periphery of the whorls, and by the absence of any intermediate colouring.



10 a.



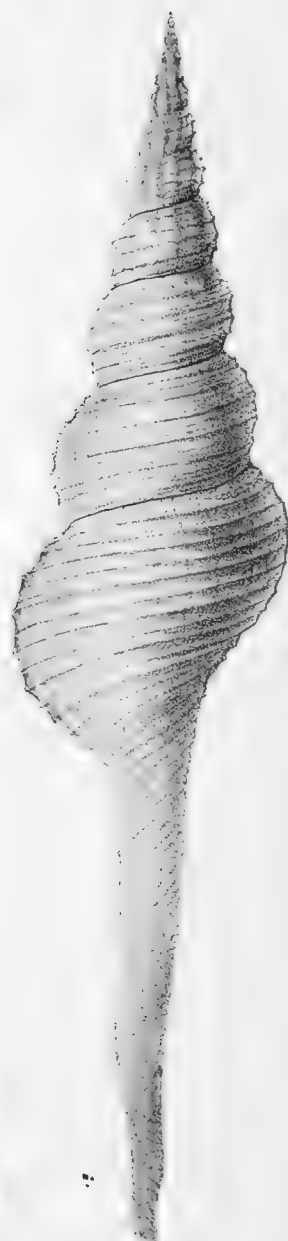
10 b.



11.



12.




13.



10 c.



10 d.



Pl. 11. 2. 1

Fusus, Pl. III.



10 a.



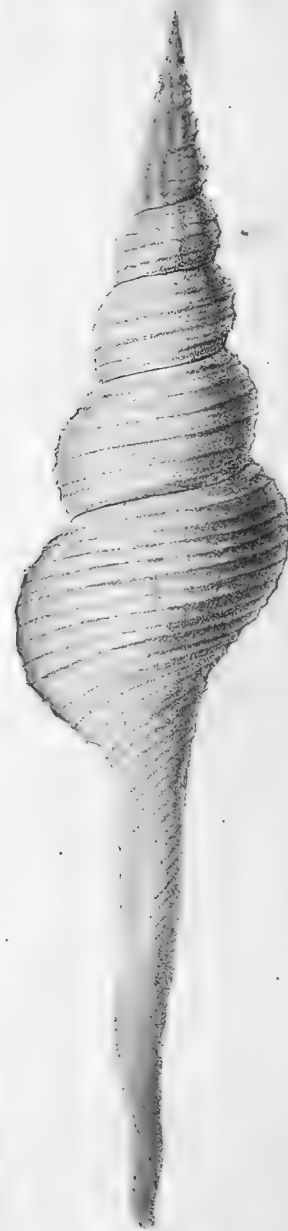
10 b.



11.



12.



13.



10 c.



10 d.



FUSUS.

PLATE IV.

Species 2. (Mus. Cuming.)

FUSUS GEVERSIANUS. *Fus. testá subpyriformi-ovatá, spirá breviusculá, anfractibus supernè depresso-planis, lamellis conspicuis confertis erectis concentricè fimbriatis, quarum interstitiis nitidè clathratis; cærulescente-albá, aperturæ fauce intensè rufo-castaneá.*

GEVERS' FUSUS. Shell somewhat pyriformly ovate, spire rather short, whorls depressly flattened round the upper part, concentrically fimbriated with conspicuous erect close-set lamellæ, the interstices between which are neatly latticed; blueish-white, interior of the aperture deep reddish-chesnut.

DESHAYES, Anim. sans vert. vol. ix. p. 590. note.

Buccinum Geversianum, Pallas.

Buccinum fimbriatum, Martyn.

Murex Magellanicus, Gmelin.

Murex foliatus, Schumacher.

Murex Peruvianus, Enc. Méth.

Murex lamellosus, pars, Dillwyn.

Hab. Strait of Magalhaens.

Chiefly distinguished from the following species by having the interstices between the laminæ more or less distinctly latticed.

Species 14. (Fig. *a*, *b*, and *c*, Mus. Cuming.)

FUSUS LACINIATUS. *Fus. testá ovatá vel fusiformi-ovatá, anfractibus supernè depresso-planis, lamellis grandibus subdistantibus erectis concentricè fimbriatis, quarum interstitiis lævibus; cærulescente-albá, aperturæ fauce intensè rufo-castaneá.*

THE LACINIATED FUSUS. Shell ovate or fusiformly ovate, whorls depressly flattened round the upper part, concentrically fimbriated with large rather distant lamellæ, the interstices between which are smooth;

blueish-white, interior of the aperture deep reddish-chesnut.

DESHAYES, Anim. sans vert. vol. ix. p. 591. note.

Buccinum laciniatum, Martyn.

Murex lamellosus, Gmelin.

Murex foliaceus minor, Chemnitz.

Hab. Chonos Archipelago; Capt. Graves, R.N.

Easily distinguished from the preceding species by the more distant and stronger development of the laminæ, and by the absence of any latticed sculpture in the interstices. Both are characterized by a rich reddish-chesnut deposit of colouring in the interior.

Species 15. (Mus. Brit.)

(Figure considerably reduced.)

FUSUS PROBOSCIDIFERUS. *Fus. testá peramplá, fusiformi, anfractibus spiráliter sulcatis, supernè concavo-declivibus, medio ventricosis, angulatis, conspicuè carinatis, cariná apicem versus nodatis; spadiceo-fulvâ, epidermide sericeâ indutá.*

THE PROBOSCIDIFEROUS FUSUS. Shell very large, fusiform, whorls spirally grooved, concavely slanting round the upper part, ventricose in the middle, angulated, conspicuously keeled, keel nodose towards the apex; fawn-yellow, covered with a beautiful silky epidermis.

LAMARCK, Anim. sans vert. (Deshayes' edit.) v. ix. p. 449.

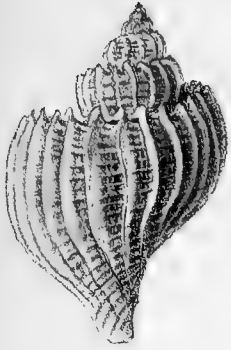
Hab. Port Essington, New Holland.

This gigantic species presents two very distinct varieties, one in which the whorls are rounded, the central keel scarcely nodulous, and the general growth more contracted; another in which the whorls become more sharply angled and concave round the upper part, the keel being rather prominent, and the shell altogether more elongated.

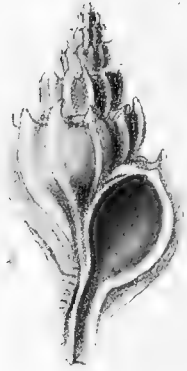


Vermetus

Fusus, Pl. IV.



2




14 a.




15.



14 b.



14 c.



FUSUS.

PLATE V.

Species 16. (Mus. Taylor.)

FUSUS CINNAMOMEUS. *Fus. testá fusiformi, tenuiculá, anfractibus subventricosis rotundatis, liris alternatim latiusculis, obsolete verrucosis, cingulatis; cinnamomeo-fuscá.*

THE CINNAMON FUSUS. Shell fusiform, rather thin, whorls rather ventricose, rounded, encircled with obsoletely warty ridges, alternately wider; cinnamon-brown.

Hab. — ?

Allied to the *Fusus ocelliferus* from which it is distinguished by the light rounded growth of the whorls and less acuminate spire. The colour of this specimen is peculiar, an uniform cinnamon-brown, though it cannot be estimated of value as a specific character.

Species 17. (Mus. Hanley.)

FUSUS AUREUS. *Fus. testá fusiformi, spiræ suturis subexcavatis, anfractibus undique spiraliter sulcatis et striatis, supernè rotundatis, longitudinaliter plicato-nodosis, nodis aperturam versus evanidis; semipellucido-fuscá, intus albá.*

THE GOLDEN FUSUS. Shell fusiform, sutures of the spire somewhat excavated, whorls spirally grooved and striated throughout, rounded at the upper part, longitudinally plicately noded, nodules fading towards the aperture; semitransparent-brown, interior white.

Hab. — ?

The ridges formed by the spiral grooves of this shell seem rather disposed to range in pairs.

Species 18. (Mus. Cuming.)

FUSUS BUXEUS. *Fus. testá subobeso-fusiformi, crassá, subponderosá, spiræ suturis rudis, anfractibus rotundatis, spiraliter sulcatis et inciso-striatis, longitudinaliter subplicatis; spadiceo-fuscescente, intus albá.*

THE BOX-WOOD FUSUS. Shell somewhat stoutly fusiform, thick, rather ponderous, sutures of the spire rude, whorls rounded, spirally grooved and deeply striated, longitudinally faintly plicated; light fawn-brown, interior white.

Hab. — ?

A shell of peculiarly solid growth, of which the sculpture, refined with neatness in the first few whorls, becomes gradually more and more obsolete towards the aperture. I have not seen any other specimen.

Species 19. (Mus. Brit.)

FUSUS COLOSSEUS. *Fus. testá peramplá, elongato-pyri-formi, anfractibus undique spiraliter sulcatis et striatis, supernè angulatis, ad angulum nodosis, nodis submucronatis, longitudinaliter subobscure plicatis; aperturá elongatá, canali latiusculo, patulo; pallidè spadiceo-fulvá.*

THE COLOSSAL FUSUS. Shell very large, elongately pyriform, whorls spirally grooved and striated throughout, angulated round the upper part, nodose at the angle, nodules somewhat pointed, longitudinally rather obscurely plicated; aperture elongated, rather wide and open; pale fawn-yellow.

LAMARCK, *Anim. sans vert.* (Deshayes' edit.) vol. ix. p. 442.
Hab. Eastern Seas.

This well-known species is very similar to the *Pyrgula tuber*; indeed it is scarcely to be distinguished from that shell except by the more elongated fusiform growth which affects its generic arrangement.


Species 20. (Mus. Taylor.)


FUSUS CREBRILIRATUS. *Fus. testá fusiformi, spiræ suturis rudis, anfractibus undique spiraliter acutè crebriliratis, rotundatis aut vix angulatis, medio subobsoletè plicato-nodatis; ustulato-fuscá, longitudinaliter indistinctè flammulatá, intus albidá.*

THE CLOSELY-RIDGED FUSUS. Shell fusiform, sutures of the spire rude, whorls spirally sharply closely ridged throughout, rounded or scarcely angulated, somewhat obsoletely plicately noded; burnt-brown, longitudinally indistinctly flamed, interior white.

Hab. Australia.

Though not of very original aspect, I have no hesitation in pronouncing this to be a new species, having seen two or three specimens in each of which the peculiarities noted above are very characteristic.

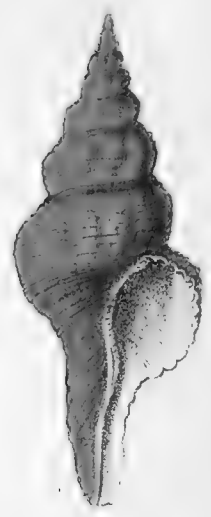




16.



19.




17.



18.



20.



FUSUS.

PLATE VI.

Species 21. (Mus. Cuming.)

FUSUS AFER. *Fus. testā abbreviato-fusiforimi, medio gibbosā, subpyriformi, anfractibus liris parvis muricatis undique cingulatis, supernè concavo-declivibus, medio plicato-nodosis; albida, aurantio-fusco longitudinaliter strigatā.*

THE AFRICAN FUSUS. Shell shortly fusiform, gibbous in the middle, somewhat pear-shaped, whorls concavely slanting round the upper part, plicately noded round the middle; whitish, longitudinally streaked with orange-brown.

LAMARCK, Anim. sans vert. (Deshayes' edit.) vol. ix. p. 458.

Murex Afer, Gmelin.

Hab. Senegal.

Rather an aberrant form of the genus verging on *Pyrula*, first described by Adanson in his 'Voyage en Senegal', under the name *Le Lipin*.

Species 22. (Mus. Cuming.)

FUSUS MULTICARINATUS. *Fus. testā fusiformi, solidiusculā, anfractibus transversim undique liratis et striatis, longitudinaliter plicato-costatis, costis latis confertis; intus extusque niveā, labro interdum ferrugineo tincto.*

THE MANY-KEELED FUSUS. Shell fusiform, rather solid, whorls transversely ridged and striated throughout, longitudinally plicately ribbed, ribs broad, close-set; snow-white within and without, lip sometimes tinged with rust-brown.

LAMARCK, Anim. sans vert. (Deshayes' edit.) vol. ix. p. 446.

Hab. — ?

Very like the *F. turricula* in general aspect, but easily distinguished from that species on comparison.

Species 23. (Mus. Cuming.)

FUSUS TURRICULA. *Fus. testā elongato-fusiforimi, rectā, anfractibus transversim undique acutè liratis, longitudinaliter costatis, costis subdistantibus; intus extusque albā.*

THE LITTLE-TURRET FUSUS. Shell elongately fusiform, straight, whorls transversely sharply ridged throughout, longitudinally ribbed, ribs rather distant; white within and without.

KIENER, Icon. coq. viv. p. 6. pl. 5. f. 1.

Hab. China.

A species of comparatively common occurrence, named *F. forceps* by M. Deshayes after Mr. Perry, whose 'Conchology' is not acknowledged by English writers.

Species 24. (Mus. Taylor.)

FUSUS TORULOSUS. *Fus. testā obeso-fusiforimi, ventricosā, anfractibus rotundatis, liris obtusis subdistantibus cingulatis, medio carinatis et plicato-nodatis; castaneo-fuscā, nodis albidis, carinā inter nodos saturatiore castaneā.*

THE CORDED FUSUS. Shell stoutly fusiform, ventricose, whorls rounded, encircled with obtuse rather distant ridges, keeled and plicately noded in the middle; chesnut-brown, nodules whitish, keel between the nodules darker chesnut-brown.

LAMARCK, Anim. sans vert. (Deshayes' edit.) v. ix. p. 446.

Hab. — ?

A fine large richly-coloured shell of bold and rather tumid growth.

Species 25. (Mus. Cuming.)

FUSUS BLOSVILLEI. *Fus. testā oblongo-pyriformi, anfractibus transversim subtilissimè liratis et striatis, supernè declivibus, acutè angulatis, longitudinaliter costatis, costis ad angulum mucronatis, aperturā fauce fortiter lirata; livido-fuscā aut cærulescente, lineis perpaucais nigricantibus interdum cingulatā, aperturā lutescente.*

BLOSVILLE'S FUSUS. Shell oblong-pyriform, whorls transversely very finely ridged and striated, slanting round the upper part and sharply angled, longitudinally ribbed, ribs sharp-pointed at the angle; livid brown or blueish, sometimes encircled with a very few blackish lines, aperture pale yellow.


DESHAYES, Enc. Méth., Vers, vol. ii. p. 155., and Mag. de Zool.

Fusus lividus, Philippi.

Hab. Bay of Manila (in rocky places at low water; Cuming.

An interesting species of an elongated pyriform shape, and pale yellow colour, more or less tinged externally with a livid brown or blue.

C. l. l.



21a.



21b.



22.



24.



23.



25a.



25b.



FUSUS.

PLATE VII.

Species 26. (Mus. Cuming.)

FUSUS HEPTAGONALIS *Fus. testá fusiformi-ovatá, anfractibus supernè declivibus, medio angulatis, supra subtiliter striatis, infra subdistanter liris, longitudinaliter fortiter costatis, costis remotis, ad angulum acutè tuberculatis; fuscá, apertura albidá.*

THE SEVEN-SIDED FUSUS. Shell fusiformly ovate, whorls slanting round the upper part, angulated in the middle, finely striated above, rather distantly ridged below, longitudinally strongly ribbed, ribs distant, sharply tubercled at the angle; brown, aperture white.

Hab. — ?

Allied somewhat in form to the *F. Blossvillei* but widely distinct from it in specific character.

Species 27. (Mus. Cuming.)

FUSUS TOREUMA. *Fus. testá elongato-fusiformi, gracili, anfractibus undique spiraliter sulcatis et striatis, medio angulatis, et tuberculatis; albidá, castaneo-fusco tinctá et strigatá, maculis conspicuis intensè castaneis inter tuberculos.*

THE EMBOSSED FUSUS. Shell elongately fusiform, slender, whorls spirally grooved and striated throughout, angulated and tubercled in the middle; whitish, stained and streaked with chesnut-brown, with conspicuous dark chesnut blotches between the tubercles.

LAMARCK, Anim. sans vert. (Deshayes' edit.) vol. ix. p. 444.

Hab. Ceylon.

This and the *F. tuberculatus* (for which see Pl. IX.), differ from each other to about the same extent that *F. colus* differs from *F. longicauda*, and *F. turricula* from *F. multicarinatus*, so slightly as to be, to all appearance, merely the result of difference of locality. Whether such variations as these are sufficient to constitute species is, perhaps, a matter of opinion; their claim to that consideration is founded in these instances on their permanence and uniformity.

Species 28. (Mus. Cuming.)

FUSUS DISTANS. *Fus. testá fusiformi, anfractibus ventricosis, liris distantibus subundatis undique cingulatis, medio nodoso-carinatis, nodis compressis; albidá, cas-*

taneo-fusco hic illic tinctá, cariná intensè castaneá inter nodos.

THE DISTANT FUSUS. Shell fusiform, whorls ventricose, encircled throughout with distant slightly waved ridges, nodosely keeled in the middle, nodules compressed; whitish, stained here and there with chesnut brown, keel deep chesnut between the nodules.

LAMARCK, Anim. sans vert. (Deshayes' edit.) vol. ix. p. 445.

Hab. Philippine Islands; Cuming.

Unable to determine satisfactorily the question submitted by M. Deshayes as to this being the *Murex ansatus* of Gmelin, I follow M. Kiener as the ostensible authority for the species of Lamarck, in calling it the *F. distans* of that author.

Species 29. (Mus. Taylor.)

FUSUS OBLITUS. *Fus. testá elongato-fusiformi, gracillimá, anfractibus margine juxta suturas corrugatis, medio tuberculatis, undique spiraliter sulcatis, sulcis irregulariter distantibus; albidá, rufo-spadiceo peculiariter tinctá, sulcis rufo-spadiceis.*

THE SMEARED FUSUS. Shell elongately fusiform, very slender, whorls wrinkled at the margin next the sutures, tubercled throughout the middle, spirally grooved, grooves irregularly distant; whitish, peculiarly stained with reddish fawn colour, grooves reddish-fawn.

Fusus Nicobaricus, Kiener (not of Lamarck).

Hab. — ?

An interesting and very characteristic species not hitherto described, but extremely well figured by M. Kiener as an example of Lamarck's *Fusus Nicobaricus*, for which see Pl. IX.

Species 30. (Mus. Cuming.)

FUSUS NIFAT. *Fus. testá ovato-turritá, solidiusculá, politá, canali brevissimo, recurvo, anfractibus supernè depresso-planis, interdum autem raro convexis; albidá, maculis nigricante-fuscis oblongo-quadratis seriatim pictá, epidermide tenui lutescente indutá.*

THE SPECKLED FUSUS. Shell ovately turreted, rather solid, polished, canal very short and recurved; whorls depressly flattened round the upper part, sometimes,

FUSUS.—PLATE VII.

but rarely, convex; whitish, painted with rows of oblong-square spots, covered with a thin yellowish epidermis.

LAMARCK, Anim. sans vert. (Deshayes' edit.) vol. ix. p. 449.

Buccinum pusio, Born.

Buccinum Nifat, Bruguière.

Le Nifat, Adanson.

Hab. Senegal.

A well-known species, partaking very much of the character of *Buccinum*.

Species 31. (Mus. Cuming.)

FUSUS LINEATUS *Fus. testâ oblongo-ovatâ, canali brevis-*

simo, subrecurvo; anfractibus convexis, lævigatis; albidâ, lineis castaneis equidistantibus regulariter cingulatâ.

THE LINEATED FUSUS. Shell oblong-ovate, canal very short, little recurved; whorls convex, smooth; whitish, regularly encircled with equi-distant chesnut lines.

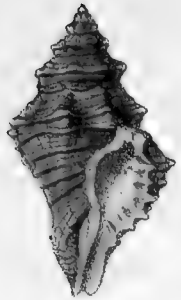
QUOY, Voy. de l'Astrolabe, vol. p. 501. pl. 34. f. 6 to 8.

Buccinum linea, Martyn.

Murex lineatus, Chemnitz.

Hab. New Zealand; Earl.

The specific title of this species may be more correctly rendered *lineatus*, without altogether depriving Martyn of the priority of the name.




23 a.



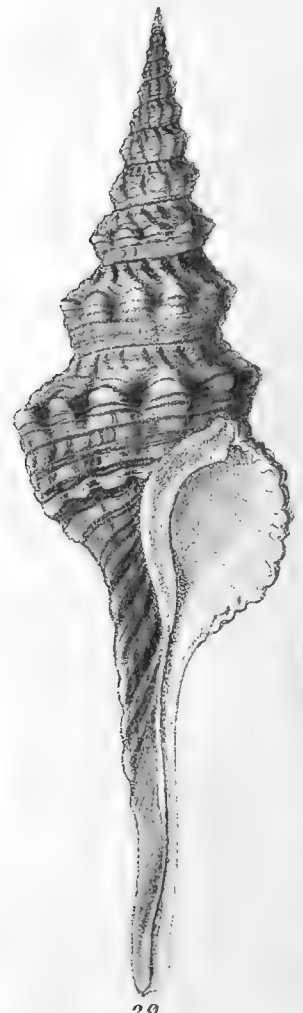
26 b.



27.



28.




29.



30.



31.



FUSUS.

PLATE VIII.

Species 32. (Mus. Belcher.)

FUSUS PAGODA. *Fus. testā fusiformi, spirā turrītā, apice papillari, canali valdē elongato, gracillimo, anfractibus supernè depresso-angulatis, squamis grandibus erectis tenuibus planatis ad angulum elegantissimè coronatis, anfractu ultimo infernè serrato-carinato, canali liris parvis serratis aut brevispinosis undique spiraliter cingulato; aperturā parvā, intus extusque fulvo-spadiceā.*

THE PAGODA FUSUS. Shell fusiform, spire turreted, apex papillary, canal very elongated and slender, whorls depressly angulated round the upper part, very elongately coronated at the angle with large erect thin flattened scales, last whorl serrately keeled round the lower part, canal spirally encircled throughout with small serrated or short-spined ridges; aperture small; fulvous-bay within and without.

LESSON, Illustrations de Zoologie, pl. 40.

Hab. Near the shores of Kiusu, Straits of Korea (obtained by the dredge in about fourteen fathoms from a hard muddy or stony bottom); Belcher, Adams.

The specimen here figured of this very remarkable shell, collected by Capt. Sir Edward Belcher near the above-mentioned island of the Japanese Group, during the voyage of H.M.S. Samarang, is the only one I have seen; it does not exhibit the violet colouring of the mouth described by M. Lesson, but has the elegant diadem of scales very beautifully developed.

Species 33. (Mus. Hanley.)

FUSUS LATICOSTATUS, *Fus. testā elongato-fusiformi, sub-obesā, anfractibus supernè concavo-angulatis, ad angulum verrucosis, liris planis latis, interstitiis subprofundè sulcatis, cingulatis; albā, aurantio-castaneo maculatā et strigatā.*

THE BROAD-RIBBED FUSUS. Shell elongately fusiform, rather stout, whorls concavely angulated round the upper part, warty at the angle, encircled with broad flat ridges, the interstices between which are somewhat deeply grooved; white, streaked and spotted with orange-chesnut.

DESHAYES, Magasin de Zool. 1831. pl. 31.

Hab. Ceylon.

Care must be taken not to confound this species with the *F. Nicobaricus*, from which it is constantly distin-

guished by its broader and stouter growth, flattened ridges and light transparent orange-chesnut painting.

M. Deshayes has adopted the title of *Fusus variegatus* for this species in his edition of the Anim. sans vert., owing to its having been so named under the head of *Murex* by Mr. Perry; the labours of that author are, however, unworthy of credit, and have long ceased to be acknowledged in this country.

Species 34. (Mus. Cuming.)

FUSUS VENTRICOSUS. *Fus. testā elongato-fusiformi, medio tumidā, utrinque gracili, attenuatā; anfractibus rotundatis, undique spiraliter sulcatis, medio nodoso-carinatis et plicatis; aperturā fauce acutè lirātā; intus extusque niveā.*

THE VENTRICOSE FUSUS. Shell elongately fusiform, swollen in the middle, slender and attenuated at each end; whorls rounded, spirally grooved throughout, nodosely keeled and plicated in the middle; interior of the aperture sharply ridged; snowy white within and without.

BECK, MSS. Mus. King of Denmark.

Hab. — ?

A very characteristic and distinct species, named, in manuscript only, by Dr. Beck of Copenhagen, of which there is also a specimen in Mr. Taylor's collection.

Species 35. (Fig. a and b. Mus. Cuming.)

FUSUS CÆLATUS. *Fus. testā subelongato-fusiformi, anfractibus longitudinaliter plicato-costatis, transversim subtiliter liratis, liris minutè squamuloso-serratis, interstitiis profundis, anfractuum medio liris alternatim valdè majoribus, costas super acutè productis; intus extusque albā.*

THE CARVED FUSUS. Shell somewhat elongately fusiform, whorls longitudinally plicately ribbed, transversely finely ridged, ridges minutely squamulously serrated, interstices deep, middle of the whorls with the ridges alternately very much the larger, sharply produced across the ribs; white within and without.

Hab. — ?

The sculpture of this species exhibits all the ingenuity and delicacy of a piece of Chinese ivory carving.





32 a.



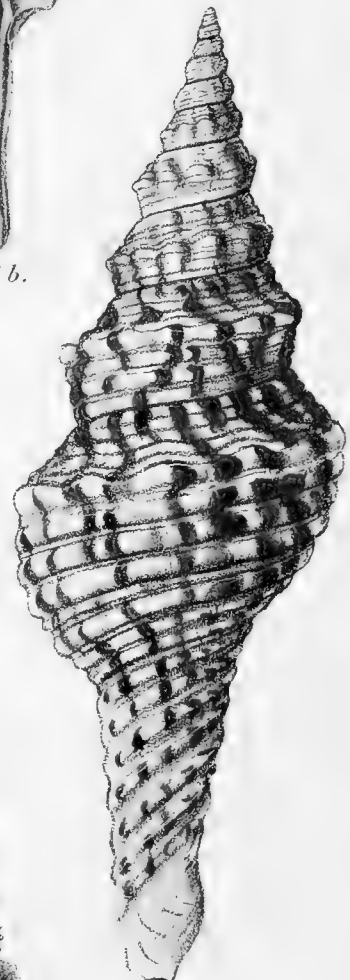
32 b.



33 a.



34 a.



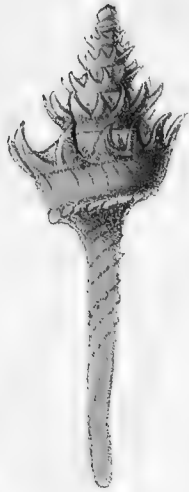
33 b.



35 a.



35 b.



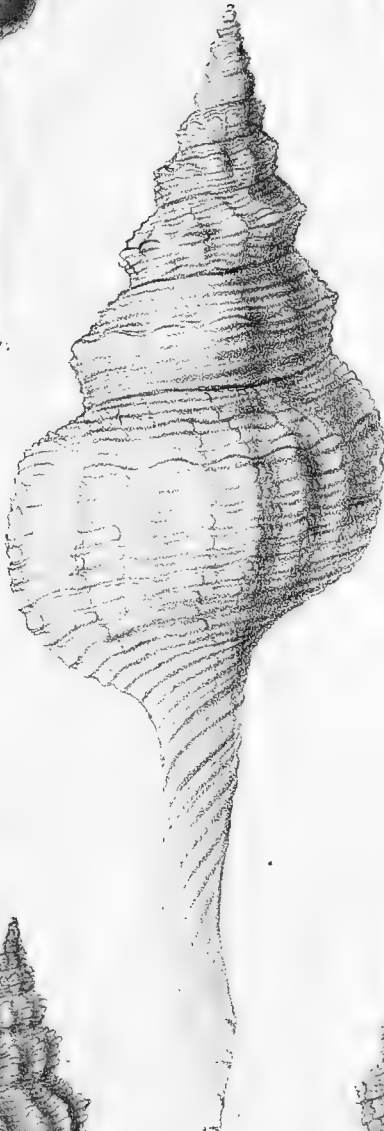
32 a.




32 b.



33 a.



34 a.




33 b.



35 a.



35 b.



FUSUS.

PLATE IX.

Species 36. (Fig. *a* and *b*, Mus. Taylor,
Fig. *c* and *d*, Mus. Belcher.)

FUSUS POLYGONOIDES. *Fus. testá subelongato-fusifor-
mi, anfractibus liris conspicuis subrudis cingulatis, supernè
angulatis, longitudinaliter plicato-tuberculatis, tuber-
culis ad angulum valde prominentibus; albidá, rufo-
fusco sparsim maculatá et flammátá.*

THE MANY-ANGLED FUSUS. Shell somewhat elongately
fusiform, whorls encircled with conspicuous rather
rude ridges, angulated round the upper part, longi-
tudinally plicately tubercled, tubercles very prominent
at the angle; whitish, sparingly blotched and flamed
with red-brown.

LAMARCK, Anim. sans vert. (Deshayes' edit.) vol. ix. p. 455.
Fusus biangulatus? Deshayes (fide Kiener).

Hab. Eastern Seas; Belcher.

The two examples of this species here figured are re-
markable for their difference of growth, one being elongated
and spindle-shaped, whilst the other, and more common
variety, is short and contracted.

Species 37. (Mus. Cuming.)

FUSUS NICOBARICUS. *Fus. testá elongato-fusifor-
mi, anfractibus liris grandibus rotundatis, interstitiis subexca-
vatis undique cingulatis, supernè angulatis, ad angulum
nodatis; albidá, nigricante-castaneo profusè flammátá.*

THE NICOBAR FUSUS. Shell elongately fusiform, whorls

encircled throughout with large rounded ridges, the
interstices between which are somewhat excavated,
angulated round the upper part, noded at the angle;
whitish, profusely flamed with blackish-chesnut.

LAMARCK, Anim. sans vert. (Deshayes' edit.) vol. ix. p. 445.

Murex Nicobaricus, Chemnitz.

Hab. — ?

This, and not the shell figured by Kiener, is the true
Murex Nicobaricus of Chemnitz; it approaches nearest to
Deshayes' *Fusus laticostatus* but is of more slender growth,
whilst the transverse ridges are more elevated and rounded
and the coloured flames darker.

Species 38. (Mus. Cuming.)

FUSUS TUBERCULATUS. *Fus. testá elongato-fusifor-
mi, ventricosá, anfractibus spiralliter sulcatis, supernè angu-
lato-declivibus, medio nodatis; albá, maculis castaneo-
fuscis inter nodis.*

THE TUBERCULATED FUSUS. Shell elongately fusiform,
ventricose, whorls spirally grooved, angularly slanting
round the upper part, noded in the middle; white,
with chesnut-brown blotches between the nodules.

LAMARCK, Anim. sans vert. (Deshayes' edit.) vol. ix. p. 444.
Hab. Eastern Seas.

Mainly distinguished from its nearest ally the *F. toreuma*
by its more ventricose growth and absence of colour, ex-
cepting in the interstices between the nodules.

December, 1847.

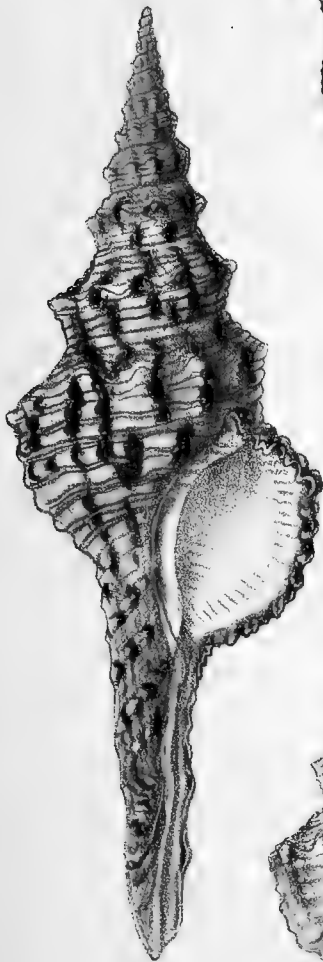




36a.



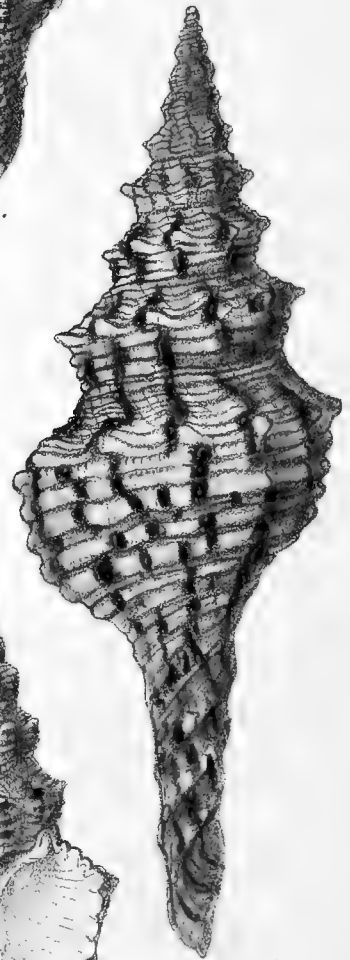
36b.



37a.



38



37b.



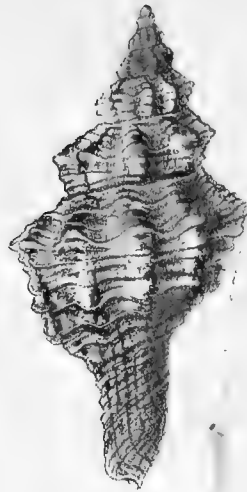
36c.



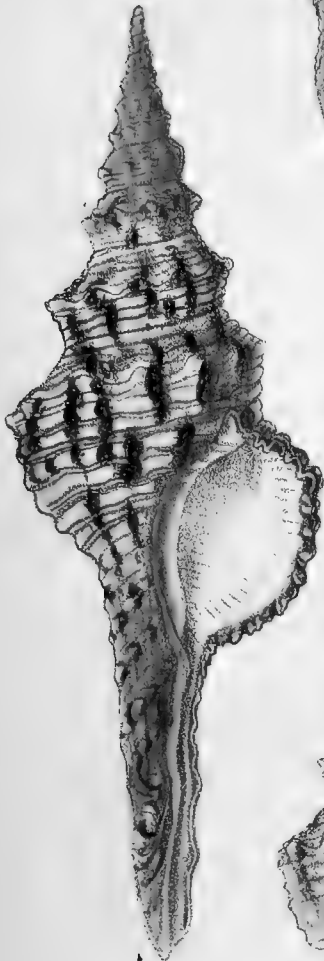
36d.




36a.



36b.



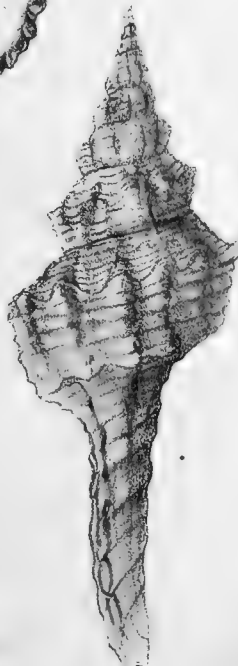
37a.



38




37b.



36c.



36d.



FUSUS.

PLATE X.

Species 39. (Fig. *a* and *b*, Mus. Taylor.
Fig. *c*, Mus. Cuming.)

FUSUS DESPECTUS. *Fus. testá ovato-turritá, subfusiformi, ventricosá, basi abbreviatá; anfractibus spiraliter striatis et carinatis, supernè angulato declivibus, interdum peculiariter plicatis, cariná ad angulum subprominente, tuberculato-nodosá, cæteris plus minusve obscuris; spadicæo-fuscá.*

THE DESPISED FUSUS. Shell ovately turreted, somewhat fusiform, ventricose, shortened at the base; whorls spirally striated and keeled, angularly slanting round the upper part, sometimes peculiarly plicated, keel at the angle rather prominent, tubercularly nodose, the rest more or less obscure; fawn-brown.

LAMARCK, Anim. sans vert. (Deshayes' edit.) vol. ix. p. 448.

Murex despectus, Linnæus.

Tritonium despectum, Muller.

Testa junior, *Murex carinatus*, Pennant.

Fusus carinatus, Lamarck.

Hab. Northern Seas, Spitzbergen, &c.

There is little doubt but the shells figured by Pennant in his British Zoology vol. iv. Pl. 77, and Frontispiece, under the name of *Murex carinatus* are different states of the Linnæan *Murex despectus*, in which the spire is unusually produced and keeled; and M. Kiener's illustration of Lamarck's *Fusus carinatus* is evidently the same species

in an early stage of growth, similar to that represented in the accompanying plate at Fig. 39, *a*.

Species 40. (Mus. Cuming.)

FUSUS LYRATUS. *Fus. testá ovalá, ventricosá, anfractibus supernè concavo-angulatis, costis rotundatis distantibus conspicuè spiraliter cingulatis, superioribus majoribus interstitiis lævibus, excavatis; albido-spadicæá, costis pellucido-fuscescentibus.*

THE HARP-STRUNG FUSUS. Shell ovate, ventricose, whorls concavely angulated round the upper part, conspicuously spirally encircled with distant rounded ribs, of which the upper are the larger, and the interstices smooth and excavated; whitish fawn-colour, ribs light transparent-brown.

DESHAYES, Anim. sans vert. vol. ix. p. 478.

Buccinum lyratum, Martyn.

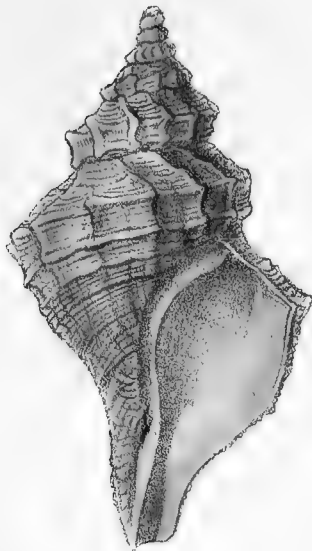
Murex lyratus, Gmelin.

Murex glomus cereus, Chemnitz.

Hab. King George's Sound, New Holland; Chemnitz.

I have never seen so large and perfect a specimen of this species as that represented by Chemnitz; it is one of extremely rare occurrence, and the example here figured from Mr. Cuming's collection is the most complete that I am aware of.





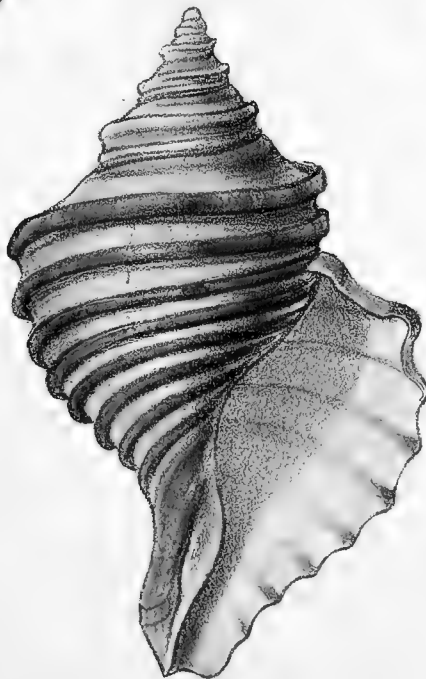
39.a.



39.c.



39.b.



40.



39 a.




39 b.



39 c.



40.



FUSUS.

PLATE XI.

Species 41. (Mus. Cuming.)

FUSUS NODOSUS. *Fus. testá fusiformi-ovatá, subturritá, anfractibus transversim spiraliter striatis, medio angulato-carinatis, ultimo bicarinatis, carinis acutè nodosis; lutescente-albidá, ferrugineo-rufo plus minusve tinctá.*

THE NODOSE FUSUS. Shell fusiformly ovate, somewhat turreted, whorls transversely spirally striated, angularly keeled round the middle, last whorl two-keeled, keels sharply noded; yellowish-white, more or less stained with rust-red.

DESHAYES, Anim. sans vert. vol. ix. p. 454. note.

Buccinum nodosum, Martyn.

Murex raphanus, Chemnitz.

Fusus raphanus, Lamarck.

Hab. New Zealand.

A light ovate species, encircled with rows of sharp nodules.

Species 42. (Fig. a and b, Mus. Taylor.)

FUSUS STRIATUS. *Fus. testá fusiformi-ovatá, columellá peculiariter contortá, anfractibus rotundatis, lævibus, undique spiraliter striatis, sordidè albá, epidermide tenui corneá indutá.*

THE STRIATED FUSUS. Shell fusiformly ovate, columella peculiarly twisted, whorls rounded, smooth, spirally striated throughout, dull white, covered with a thin horny epidermis.

Fusus Islandicus var., Kiener, Icon. Coq. viv. p. 37. pl. 15. f. 1. and 2.

Hab. —?

Having examined the *Fusus Islandicus* (*F. corneus*, Linn.) in different stages of growth I am inclined to accord with the opinion expressed by M. Deshayes (Anim. sans vert.

vol. ix. p. 450. note) that the species under consideration is distinct.

Species 43. (Mus. Cuming.)

FUSUS CORNEUS. *Fus. testá fusiformi-turritá, basi breviter contortá, anfractibus convexis, undique spiraliter striatis; sordidè albá, epidermide corneá indutá.*

THE STRIATED FUSUS. Shell fusiformly turreted, shortly twisted at the base, whorls convex, dull white, covered with a horny epidermis.

DESHAYES, Anim. sans vert. vol. ix. p. 450. note.

Murex corneus, Linnæus, Gmelin, Dillwyn.

Murex Islandicus, Gmelin.

Fusus Islandicus, Lamarck.

Hab. Northern Seas.

An extremely variable species, being often of a large and more distorted growth.

Species 44. (Mus. Cuming.)

FUSUS ANTIQUUS. *Fus. testá ovato-fusiformi, basi abbreviatá, anfractibus rotundatis, ventricosis, undique spiraliter elevato-striatis et obscurè carinatis; albá, aperturæ fauce croceo-aurantiá.*

THE ANCIENT FUSUS. Shell ovately fusiform, shortened at the base, whorls rounded and ventricose, spirally elevatedly striated and obscurely keeled throughout; white, interior of the aperture saffron-orange.

LAMARCK, Anim. sans vert. vol. ix. p. 447.


Murex antiquus, Linnæus.

Tritonium antiquum, Muller.

Hab. Northern Seas.

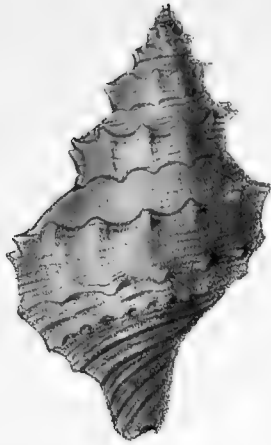
Obscurely keeled towards the apex, somewhat after the manner of the *F. despectus*.

December, 1847.





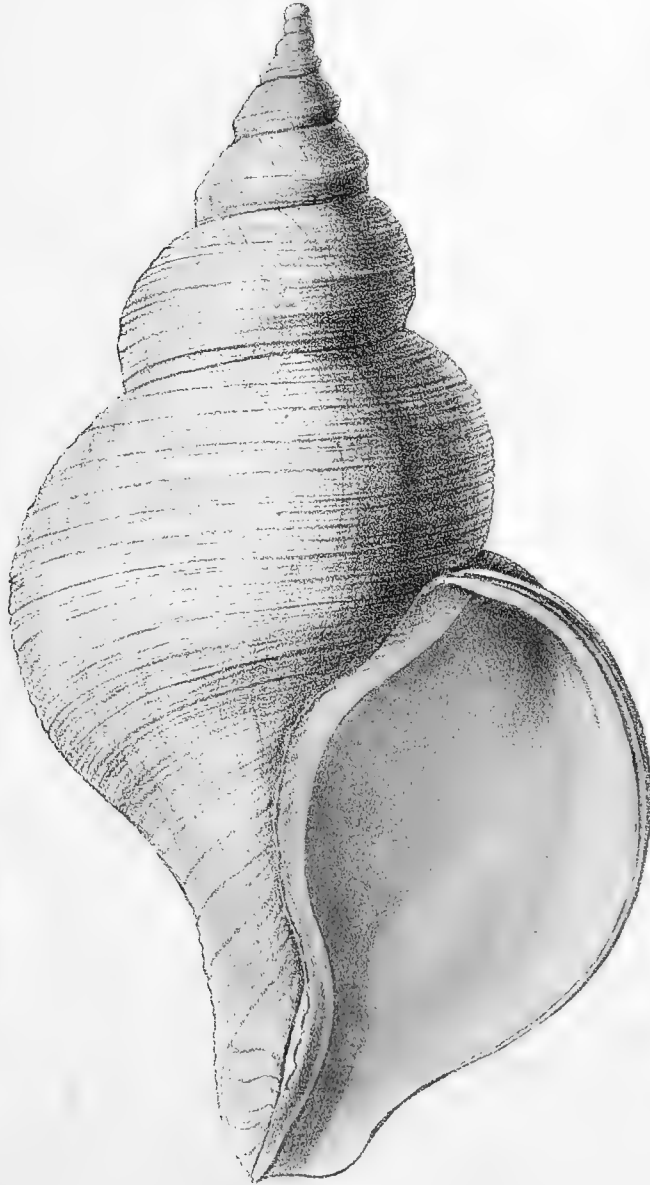
42 a.



41.



42 b.



44.



43 a.



43 b.



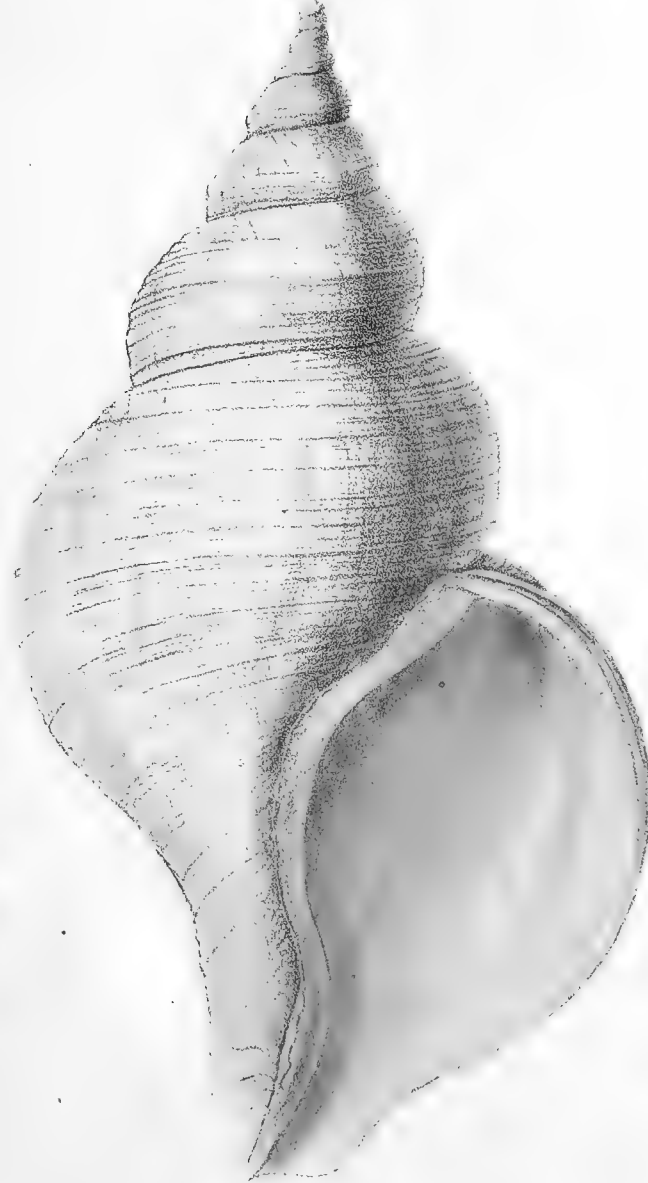
42 a.



41.



42 b.



44.



43 a.



43 b.



FUSUS.

PLATE XII.

Species 45. (Mus. Cuming.)

FUSUS DEFORMIS. *Fus. testá ovatá, tenuiculá, ventricosá, sinistráli, spirá papillari, depressá; anfractibus transversim subtilissimè striatis, supernè infra suturas obliquè tuberculato-tumidis, aperturá peramplá; rufescente-spadiceá.*

THE DEFORMED FUSUS. Shell ovate, rather thin, ventricose, sinistral, spire papillary, depressed; whorls transversely very finely striated, obliquely tubercularly swollen beneath the sutures, aperture very large.

Hab. Spitzbergen.

I cannot refer this species to any hitherto described; the summits of the whorls are remarkable in being alternately tubercularly swollen and indented.

Species 46. (Mus. Cuming.)

FUSUS CONTRARIUS. *Fus. testá ovato-fusifirmi, sinistráli, anfractibus convexis, undique subconspicue spiraliter striatis et sulcatis, sulcis alternatim majoribus; fulvescente, intus albidá.*

THE LEFT-HANDED FUSUS. Shell ovately fusiform, sinistral, whorls convex, somewhat conspicuously grooved and striated throughout, grooves alternately larger; pale fulvous-brown, interior white.

LAMARCK, Anim. sans vert. (Deshayes' edit.) vol. ix. p. 462.

An eadem var.? *Fusus sinistrorsus*, Deshayes.

Hab. Malta.

Notwithstanding the severe reprimand which M. Deshayes has given M. Kiener on the subject of his *F. sinistrorsus*, I see no reason to believe that it is anything more than a variety of the *F. contrarius*.

Species 47. (Mus. Brit.)

FUSUS NORWEGICUS. *Fus. testá ovato-fusifirmi, crassiusculá, spirá brevi, apice papillari; anfractibus lævibus, glabratis, vix striatis, ultimo ventricoso, peramplo; aperturá amplá, labro incrassato; rosaceo-lacteá.*

THE NORWEGIAN FUSUS. Shell ovately fusiform, rather thick, spire short, apex papillary; whorls smooth, polished, scarcely striated, last whorl ventricose, very large; aperture large, lip thickened; pinkish cream-colour.

Strombus Norvegicus, Chemnitz, Conch. Cab. vol. x. p. 218. pl. 157. f. 1497-8.

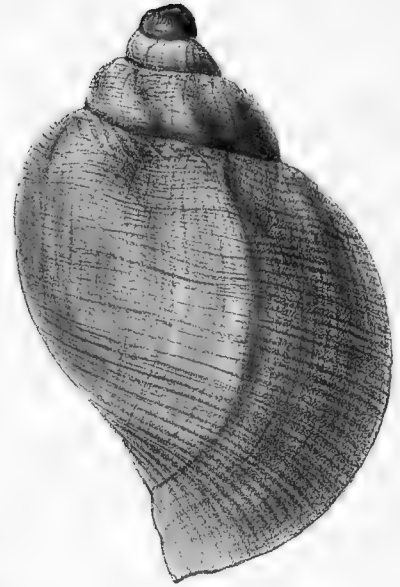
Hab. Coast of Norway. Britain, coast of Yorkshire, Durham, and Northumberland.

For a more detailed account of this interesting and rare species, the reader may be referred to a paper "On some Shells found on the coast of Northumberland" by Mr. W. King, of Newcastle.


December, 1847.



45 a.



45 b.



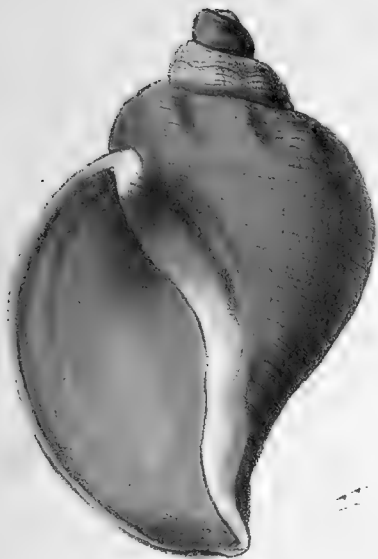
46.




47 a.



47 b.



45 a.




45 b.



46.



47 a.



47 b.

FUSUS.

PLATE. XIII.

Species 48. (Fig. *a*, Mus. Cuming. Fig. *b*, Mus. Taylor.)

FUSUS CRETACEUS. *Fus. testá fusiformi-ovatá, solidiusculá, abbreviatá et leviter contortá, anfractibus rotundatis subventricosis, undique spiraliter sulcatis, labro intus seriatim noduloso; intus extusque peculiariter cretaceo-albá.*

THE CHALK FUSUS. Shell fusiformly ovate, rather solid, abbreviated and slightly twisted at the base, whorls rounded, somewhat ventricose, spirally grooved throughout, lip distinguished in the interior by a row of nodules; peculiarly chalk-white within and without.

Hab. — ?

This species appears to have been mistaken for a solidified state of the *F. Magellanicus* in which the latticed sculpture is obsolete; an examination of specimens in different stages of growth will, however, sufficiently show that it is distinct.

Species 49. (Fig. *a, b*, Mus. Taylor. Fig. *c*, Mus. Cuming.)

FUSUS DILATATUS. *Fus. testá oblongo-fusiformi, anfractibus undique conspicuè sulcatis et tenuissimè striatis, supernè angulatis, ad angulum plicato-tuberculatis, tuberculis interdum subcompressis; fuscescente, liris intensè castaneis, intus albá.*

THE DILATE FUSUS. Shell oblong-fusiform, whorls conspicuously grooved and finely striated throughout, angulated round the upper part, plicately tuberculated at the angle, tubercles sometimes slightly compressed; pale brown, ridges deep chesnut, interior white.

QUOY and GAIMARD, Voy. de l'Astrolabe, Zool. vol. ii. p. 498. pl. 34. f. 15 to 17.

Fusus adustus, Philippi.

Hab. New Zealand; Hooker.

A fine species of comparatively rare occurrence collected by M.M. Quoy and Gaimard at New Zealand; also by Dr. J. D. Hooker during the voyage of H.M.S.S. Erebus and Terror to the Antarctic Regions. It is extremely variable in growth, the tubercles on the angle of the whorls being compressed in some specimens, whilst in others they are disposed in numerous folds; and I think it not improbable that the *Fusus Mandarinus* of Duclos may prove to be a state of the species in which the tuberculated angularity of the whorls is altogether wanting.

Species 50. (Mus. Taylor.)

FUSUS PYRULATUS. *Fus. testá elongato-pyriformi, anfractibus rotundatis, subventricosis, costis tumidis longitudinalibus et transversis subdistantibus nitidè clathratis; lutescente, rufo-fuscescente hic illic pallidè tinctá.*


THE PEAR-SHAPED FUSUS. Shell elongately pyriform, whorls rounded, somewhat ventricose, neatly latticed with longitudinal and transverse swollen ribs; yellowish, faintly stained here and there with reddish-brown.

Hab. Van Dieman's Land.

Of light growth, amply distinguished from any other species both in form and sculpture.


December, 1847.





100

2
1
6



FUSUS.

PLATE. XIV.

Species 51. (Mus. Cuming.)

FUSUS VAGINATUS. *Fus. testá fusiformi, anfractibus medio angulato-ventricosis, ad peripheriam muricato-squamosis, squamis longis erectis, in laminas tenues desinentibus; intus extusque albá.*

THE SHEATHED FUSUS. Shell fusiform, whorls angularly ventricose in the middle, prickly squamose at the periphery, scales long erect, ending in thin laminæ; white within and without.

DESHAYES, Anim. sans vert. vol. ix. p. 464.

Murex vaginatus, Philippi.

Fusus echinatus, Kiener.

Hab. Mediterranean.

Distinguished by the elevated prickly scales which encircle the whorls, each terminating longitudinally in a fine lamina.

Species 52. (Mus. Cuming.)

FUSUS LANCEOLA. *Fus. testá lanceolato-fusiformi, spirá acuminatá, anfractibus numerosissimis, longitudinaliter costatis, costis subdistantibus, interstitiis excavatis, liris subtilibus angustis pulcherrimè clathratis, liris costas super subnodiferis; cinereo-spadiceá, costarum interstitiis castaneo-fuscis.*

THE LITTLE-LANCE FUSUS. Shell lanceolately fusiform, spire acuminate, whorls very numerous, longitudinally ribbed, ribs somewhat distant, interstices excavated, beautifully latticed with fine narrow ridges, ridges somewhat nodose over the ribs; ashy-fawn colour, interstices between the ribs deep chestnut-brown.

REEVE, Conch. Syst. vol. ii. pl. 232. f. 2.

Lanceola, Martini.

Murex lancea and *angustus*, Gmelin.

Fusus aculeiformis, Sowerby.

Fusus ligula, Kiener.

Fusus lancea, Deshayes.

Hab. Island of Ticao, Philippines; Cuming.

This very elegant species was so accurately described and figured, for the first time, by Martini, that his specific name, though not agreeable to the present form of nomenclature, should have priority.

I retain this species in the genus *Fusus* to avoid any further confusion of names, but believe it belongs rather to *Turbinellus*; the columella being characterized by two minute winding plaits.

Species 53. (Fig. Kiener.)

FUSUS TESSELLATUS. *Fus. testá ovato-fusiformi, transversim tenuissimè striatá, flavicante, maculis fulvis subquadratis seriatim tessellatá; anfractibus supernè longitudinaliter subplicatis; spiræ apice papillari, columellá lævi.*

THE TESSELLATED FUSUS. Shell ovately fusiform, transversely very finely striated, yellowish, tessellated with rows of somewhat square fulvous spots; whorls slightly plicated longitudinally at the upper part; apex of the spire papillary, columella smooth.

SCHUBERT and WAGNER, Conch. Cab. Supp. pl. 219. f. 3048-9.

Hab. —?

Not having seen this species, I insert a copy of M. Kiener's figure which he represents as being taken from a specimen in the collection of the Prince Massena now, I presume, that of the late Baron Delessert.

Species 54. (Mus. Belcher.)

FUSUS CLAUSICAUDATUS. *Fus. testá elongato-fusiformi, crassiusculá, spirá apicem versus plicato-tuberculatis, anfractibus lineis spiraliter exaratis; aperturá parvâ, callositate supernè munitâ, labro peculiariter incurvo, canali ferè clauso; olivaceo-fuscá.*

THE CLOSED-TAIL FUSUS. Shell elongately fusiform, rather thick, spire plicately tubercled towards the apex, whorls spirally ploughed with lines; aperture small, furnished at the upper part with a callosity, lip peculiarly bent inwards, canal almost closed; olive-brown.

HINDS, Moll. Voy. Sulphur, p. 13. pl. 1. f. 10, and 11.

Hab. L'Agulhas Bank.

Distinguished from all other species by the peculiar incurved growth of the lip, which prevails throughout the canal.

FUSUS.—PLATE XIV.

Species 55. (Mus. Taylor.)

FUSUS ROSTRATUS. *Fus. testā fusiformi, anfractibus rotundatis, longitudinaliter plicato-costatis, liris angustis acutis undique spiraliter funiculatis, liris costas super submuricatis; rufo-fulvescente.*

THE BEAKED FUSUS. Shell fusiform, whorls rounded, longitudinally plicately ribbed, spirally corded throughout with sharp narrow ridges, ridges slightly prickly on the ribs; reddish fulvous-colour.

DESHAYES, Enc. Méth. vers. vol. ii. p. 151.

Murex rostratus, Olivi.

Fusus strigosus, Lamarck.

Fusus aciculatus, Delle Chiaje.

Fusus provincialis, De Blainville.

Hab. Mediterranean.

A most delicate and beautifully sculptured species, not of frequent occurrence.



51.



52 a.




52 b.



53.



54 a.



54 b.



55.



Platte

Fusus, Pl. XIV



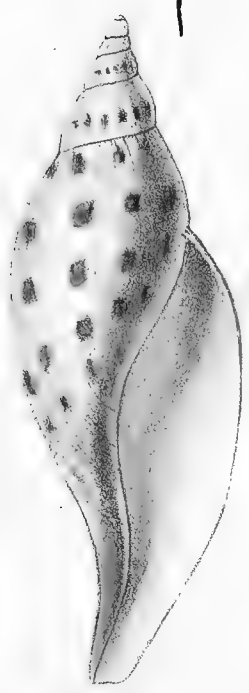
51.



52 a.



52 b.



53.




54 a.



54 b.



55.



FUSUS.

PLATE XV.

Species 56. (Mus. Cuming.)

FUSUS TURBINELLOIDES. *Fus. testá oblongo-ovatá, basi recurvá, anfractibus spiráliter sulcatis et striatis, medio acutè angulatis et tuberculatis, tuberculis compressis, mucronatis; albá, epidermide sericeá lutescente indutá.*

THE TURBINELLA-LIKE FUSUS. Shell oblong-ovate, recurved at the base, whorls spirally grooved and striated, sharply angled and tuberculated in the middle, tubercles compressed, sharp-pointed; white, covered with a yellowish silken epidermis.

Hab. Africa?

A delicate species of light growth, partaking of the typical form of *Turbinella*.

Species 57. (Mus. Metcalfe.)

FUSUS MYRISTICUS. *Fus. testá subglobo-ovatá, anfractibus rotundatis, liris conspicuis longitudinalibus et transversis clathratis; luteo-rufescente.*

THE NUTMEG FUSUS. Shell somewhat globose, whorls rounded, latticed with conspicuous longitudinal and transverse ridges; yellowish-red.

Hab. —?

The ridges are slightly nodulous where crossing each other.

Species 58. (Mus. Cuming.)

FUSUS RUFUS. *Fus. testá oblongo-fusiforimi, spirá turrítá, anfractibus supernè declivibus, medio angulatis et plicato-nodosis, nodis prominulis, liris parvis decussatis; ustulato-rufá, intus albá.*

THE RED FUSUS. Shell oblong-fusiforimi, spire turreted, whorls slanting round the upper part, angulated and plicately noded in the middle, nodules prominent, crossed with small ridges; burnt red colour, interior white.

Hab. Philippines; Cuming.

The ridges which may be supposed to encircle this spe-

cies appear on the tubercles, but are obsolete in the interstices.

Species 59. (Mus. Hanley.)

FUSUS CANCELLARIOIDES. *Fus. testá ovatá, solidiusculá, basi contortá et recurvá, spirá suturis peculiariter impressis, anfractibus transversim fortiter liratis, longitudinaliter plicato-costatis, costis latiusculis, labrum versus gradatim evanidis; albá, liris rufo-fuscescentibus.*

THE CANCELLARIA-LIKE FUSUS. Shell ovate, solid, twisted and recurved at the base, sutures of the spire peculiarly impressed, whorls transversely strongly ridged, longitudinally plicately ribbed, ribs rather wide, gradually disappearing towards the lip; whitish, ridges reddish brown.

Hab. China?

A shell of rather anomalous structure, being very like a *Cancellaria* wanting the columella plaits, whilst it partakes of the character of *Buccinum*, though not unaptly referred to *Fusus*.

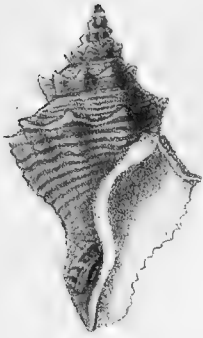
Species 60. (Mus. Metcalfe.)

FUSUS NOBILIS. *Fus. testá giganteá, elongato-fusiforimi, anfractibus rotundatis, spiráliter creberrimè acutè liratis, longitudinaliter plicato-costatis, costis latiusculis, anfractibus ultimi et penultimi labrum versus gradatim evanidis; albá, lirarum interstitiis pallidissimè rufescentibus.*

THE NOBLE FUSUS. Shell very large, elongately fusiform, whorls rounded, spirally very closely sharply ridged, longitudinally plicately ribbed, ribs rather broad, of the last and penultimate whorl gradually fading away towards the lip; white, interstices of the ridges very faintly tinged with reddish-brown.

Hab. —?

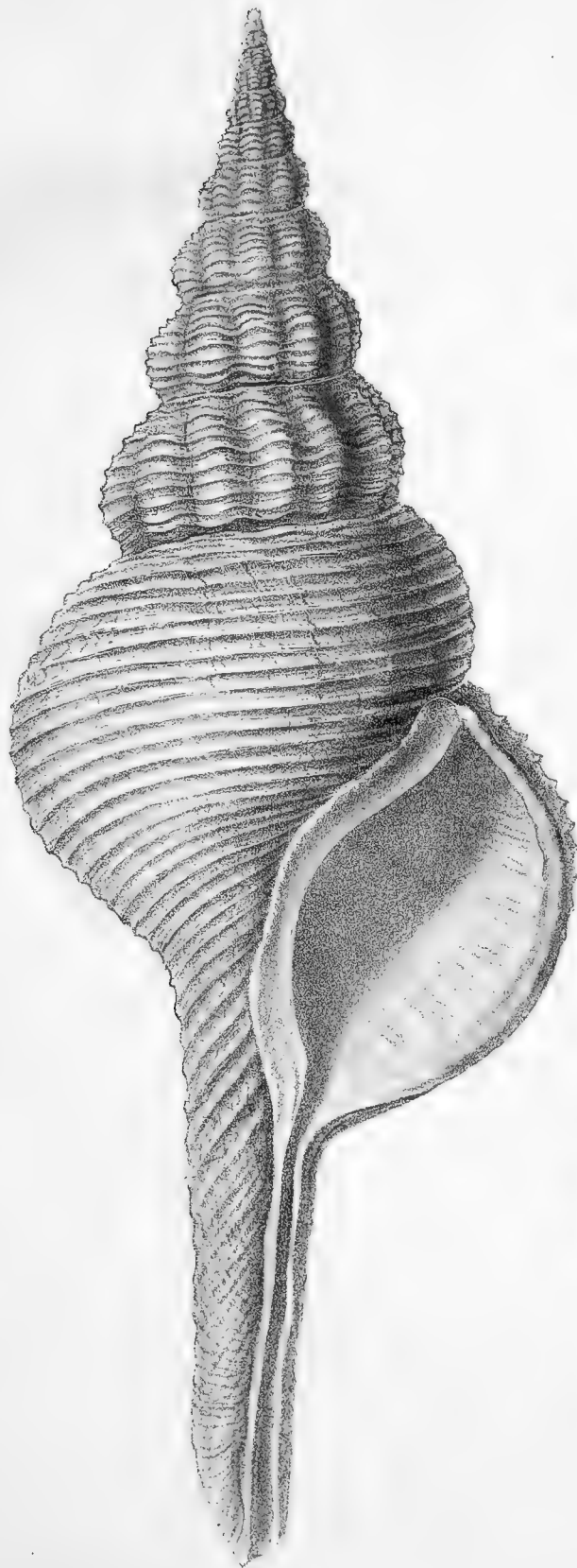
Unlike the large species which precede this, the whorls exhibit no indication of any spiral row or keel of nodules. The accompanying figure is reduced, the specimen from which it is drawn being ten inches and a half in length and three inches and a half in width.



56.



57.



60.



58.



59.

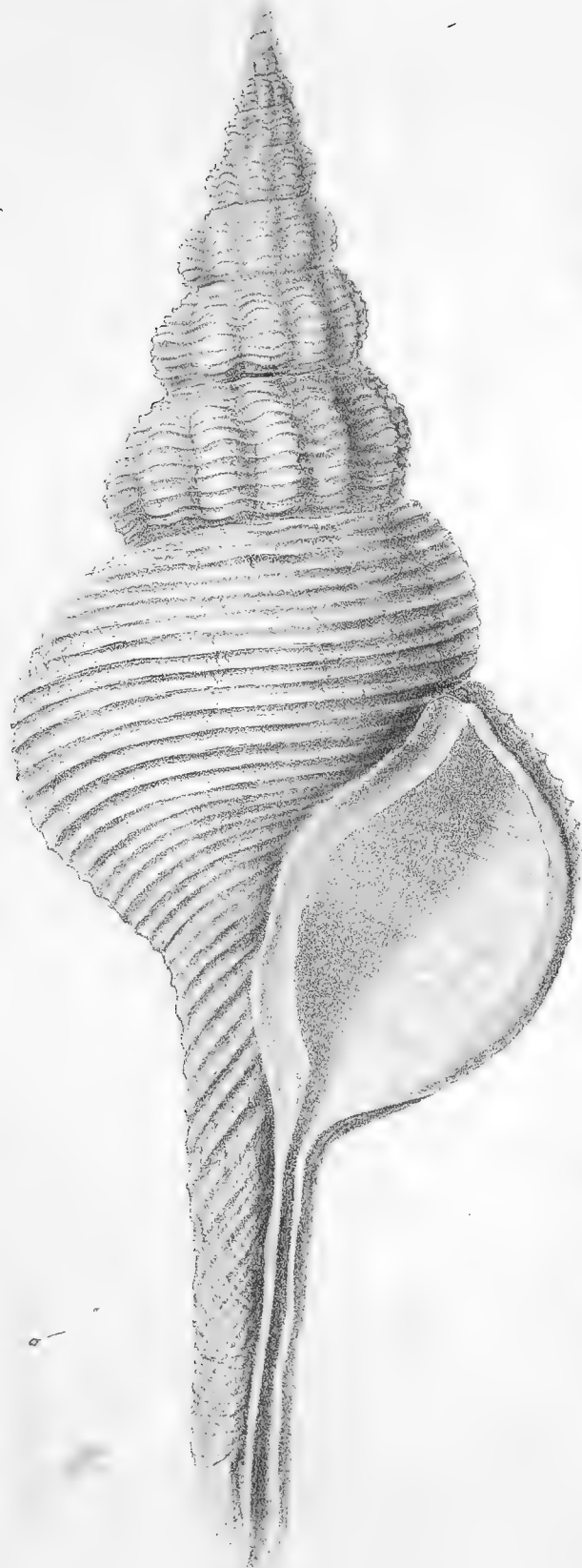




56.



57.



60.



58.



59.



FUSUS.

PLATE XVI.

Species 61. (Fig. *a*, Mus. Belcher.

Fig. *b*, Mus. Metcalfe.)

FUSUS OREGONENSIS. *Fus. testá oblongo-ovatá, tenui, ventricosá, anfractibus rotundatis, longitudinaliter costatis, liris transversis angustis binis peculiariter clathratis; albá, epidermide setosá cristatá indutá.*

THE OREGON FUSUS. Shell oblong-ovate, thin, ventricose, whorls rounded, longitudinally ribbed, peculiarly latticed with narrow transverse ridges arranged two and two; white, covered with a tufted bristly epidermis.

Triton Oregonense, Say, Ann. Lyc. Nat. Hist. v. iv. p. 165. pl. 11. f. 2.

Hab. North America.

Distinguished from the following well-known species by the latticed sculpture being of a much larger and wider character, with the transverse ridges ranging in pairs.

Species 62. (Mus. Cuming.)

FUSUS CANCELLATUS. *Fus. testá subfusiformi, ovatá, tenui, ventricosá, anfractibus costis parvis longitudinalibus et transversis undique cancellatis, costis labrum versus evanidis; columellá callositate supernè munitá; albá, epidermide fibrosá indutá.*

THE CANCELLATED FUSUS. Shell somewhat fusiformly ovate, thin, ventricose, whorls cancellated throughout with small longitudinal and transverse ridges, ribs becoming fainter towards the lip; columella furnished at the upper part with a callosity; white, covered with a fibrous epidermis.

Triton cancellatum, Lamarck, Anim. sans vert. (Deshayes' edit.) vol. ix. p. 638.

Hab. Unalaska, Kamschatka.

Although this shell is uniformly of larger size than the

preceding, the cancellated sculpture is of a smaller character and the epidermis less bristly or tufted.

Species 63. (Mus. Metcalfe.)

FUSUS FORNICATUS. *Fus. testá ovatá, ventricosissimá, anfractibus supernè peculiariter declivibus, deinde angulatis, ad angulum carinatis, cariná labrum versus in nodis tumidis mutatá, columellá basi contortá; fusco-rufescente.*

THE VAULTED FUSUS. Shell ovate, extremely ventricose, whorls peculiarly slanting round the upper part, then angulated, keeled at the angle, keel changed towards the lip into swollen nodules, columella twisted at the base; reddish-brown.

GRAY, Beechey's Voy. Blossom, p. 117.

Murex fornicatus, Gmelin.

Hab. — ?

Of a more smooth horny character than *F. despectus*, whilst the whorls slant round the upper part in a peculiar manner, and the angular keel becomes changed towards the lip, into one or two large swollen nodules.

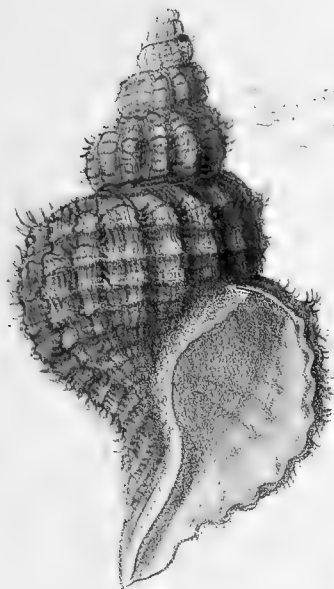
Species 64. (Mus. Metcalfe.)

FUSUS PASTINACA. *Fus. testá fusiformi, tenui, tumidiusculá, anfractibus supernè leviter concavis, deinde obsolete nodosis, undique spiraliter sulcatis, sulcis subirregulariter undulatis, binis; albá, epidermide tenui lutescente indutá.*

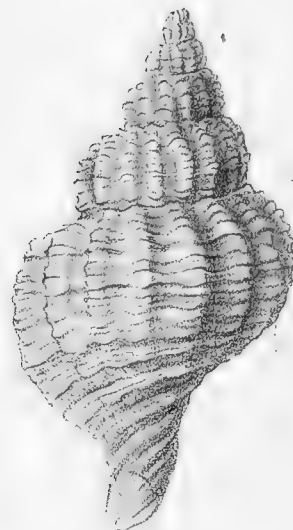
THE PARSNIP FUSUS. Shell fusiform, thin, rather swollen, whorls slightly concave round the upper part, then obsolete nodose, spirally grooved throughout, grooves somewhat irregularly waved, two and two; white, covered with a thin yellowish epidermis.

Hab. Australia.

A shell of very delicate structure quite unlike any former species.



61 a.



61. b.



62.

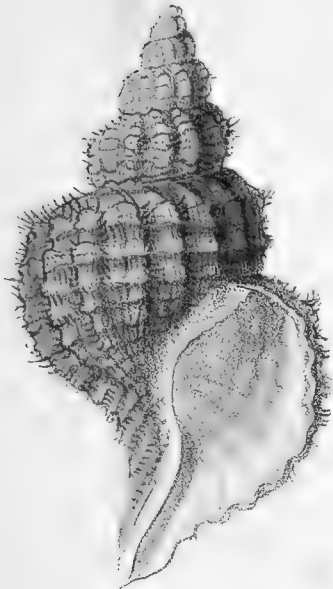


63.

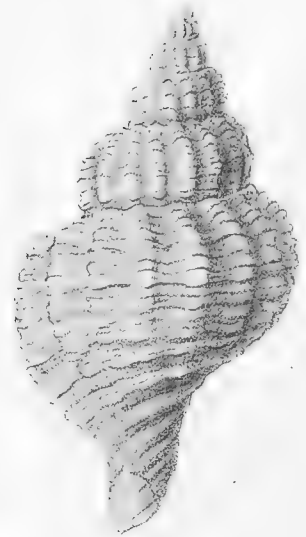


64.





61 a.



61 b.



62.




63.

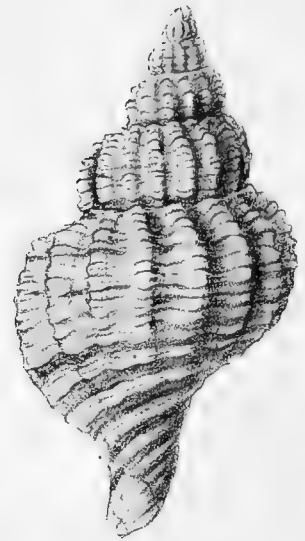


64





61 a.



61. b.



62.



63.



64.



FUSUS.

PLATE XVII.

Species 65. (Mus. Taylor.)

FUSUS GRADATUS. *Fus. testâ fusiformi, canali longiusculo, anfractibus transversim undique liratis, medio ventricosis, obliquè plicato-costatis; lutescente-albâ, ferrugineo-fusco tinctâ.*

THE GRADUATED FUSUS. Shell fusiform, canal rather long, whorls transversely ridged throughout, ventricose in the middle, obliquely plicately ribbed; yellowish-white, stained with rust-brown.

Hab. — ?

This specimen appears to be of somewhat immature growth, but I cannot, after the most careful examination, refer it to any species hitherto described.

Species 66. (Mus. Cuming.)

FUSUS USTULATUS. *Fus. testâ subobeso-fusiformi, anfractibus supernè rotundatis et ventricosis, transversim liratis, longitudinaliter subobsoletè plicatis; ferrugineo-fuscescente.*

THE SCORCHED FUSUS. Shell somewhat stoutly fusiform, whorls rounded and ventricose, transversely ridged, longitudinally rather obsoletely plicated; rust-brown.

Hab. — ?

The whorls of this species are peculiarly rounded at the upper part, and the faint plicated sculpture is distinguished by its darker colour.

Species 34. (Fig. 34, b. Mus. Metcalfe.)

FUSUS BECKII. The accompanying figure is a front view of the species represented at Pl. VIII., under the name *ventricosus*, Beck, which being already occupied by Mr. Gray, I propose to change to *Beckii*. The specimen is a more characteristic one, and shows more distinctly in what its peculiarities consist.

Species 67. (Mus. Cuming.)

FUSUS CUMINGII. *Fus. testâ oblongo-fusiformi, medio ventricosâ, anfractibus transversim sulcatis, medio acutè angulatis, ad angulum tuberculatis, tuberculis compressis, mucronatis; columellâ basi uniplicatâ; albâ, rufo-fusco hic illic flammulatâ.*

CUMING'S FUSUS. Shell oblong-fusiform, ventricose in the middle, whorls transversely grooved, sharply angled, tubercled at the base, tubercles compressed, sharp-pointed; columella with a single plait at the base; whitish, flamed here and there with reddish brown.

JONAS, MSS.

Hab. China.

This striking new species having been named in manuscript after Mr. Cuming by Dr. Jonas of Hamburg, I have much pleasure in giving it publicity.

January, 1848.





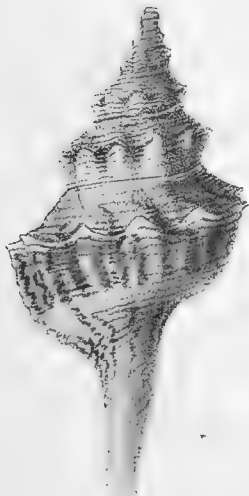
65.



66.



66.

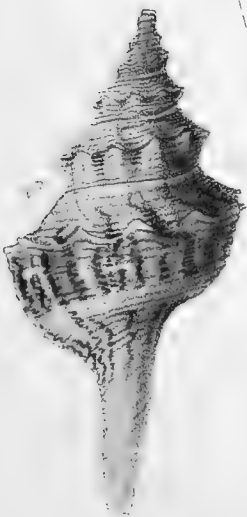
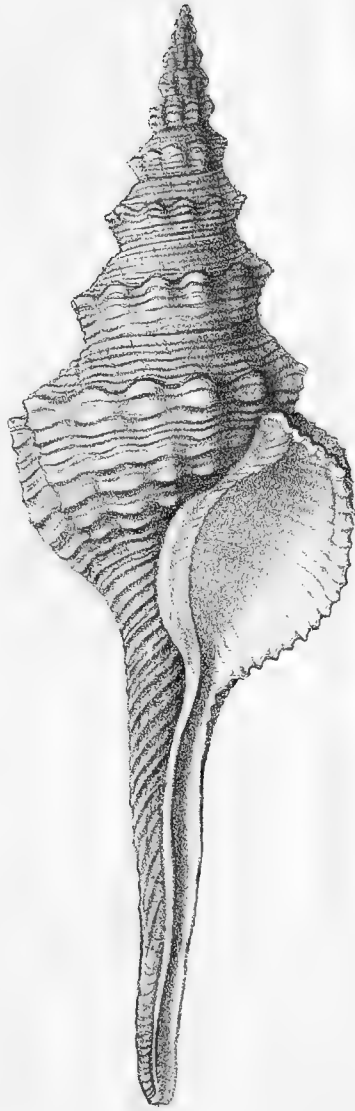


67.a.



67.b.

Fossil shells



1
1
10
20
7
1
1



F U S U S.

PLATE XVIII.

Species 68. (Mus. Belcher.)

FUSUS SPECTRUM. *Fus. testá elongato-fusiformi, anfractibus convexis, transversim subtilissimè striatis, longitudinaliter tuberculatis, tuberculis apicem versus peculiariter fortibus et conspicuis, anfractibus ultimi ferè evanidis, nisi in carinam, acutè compressam; albá, epidermide tenui lutescente indutá.*

THE SPECTRE FUSUS. Shell elongately fusiform, whorls convex, transversely very finely striated, longitudinally tuberculated, tubercles peculiarly strong and conspicuous towards the apex, of the last whorl faded away except in showing a sharply compressed keel; white, covered with a thin yellowish epidermis.

ADAMS and REEVE, Moll. Voy. Samarang.

Hab. Eastern Seas; Belcher.

A curious species, distinguished by the forcible manner in which the tubercles are developed towards the apex, whilst in the last whorl they become resolved into a faintly nodulous keel.

Species 69. (Mus. Belcher.)

FUSUS GRACILLIMUS. *Fus. testá gracillimo-fusiformi, undique spiraliter sulcatá et liratá, anfractibus rotundatis, longitudinaliter plicato-costatis, costis latiusculis, medio*

unicarinatis, labrum versus evanidis; castaneo-fuscescente.

THE VERY SLENDER FUSUS. Shell very slenderly fusiform, spirally grooved and ridged throughout, whorls rounded, longitudinally plicately ribbed, ribs rather broad, keeled round the middle, fading towards the lip; light chesnut-red.

ADAMS and REEVE, Moll. Voy. Samarang.

Hab. Eastern Seas; Belcher.

This delicate little species approximates closely to the *F. longicaudatus*, but is clearly distinct.

Species 70. (Mus. Metcalfe.)

FUSUS NOVÆ HOLLANDIÆ. *Fus. testá elongato-fusiformi, anfractibus rotundatis, liris fortibus transversis costisque longitudinalibus nitidè clathratis; albá, epidermide fibrosá indutá.*

THE NEW HOLLAND FUSUS. Shell elongately fusiform, whorls rounded, neatly latticed with strong transverse ridges and longitudinal ribs; white, covered with a fibrous epidermis.

Hab. New Holland.

A very characteristic new species, for which I am indebted to the kindness of Wm. Metcalfe, Esq.

January, 1848.








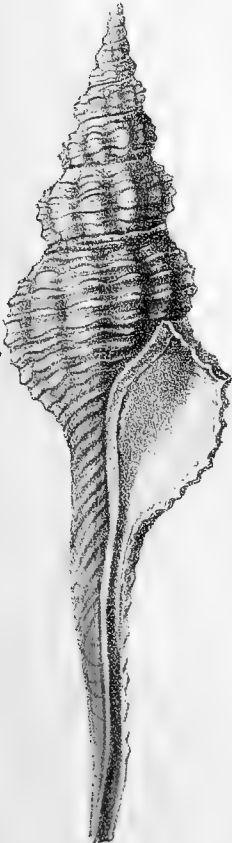
68.



69.



70 a.



70. b.



70. c.

FUSUS.

PLATE XIX.

Species 71. (Mus. Metcalfe.)

FUSUS FRAGOSUS. *Fus. testā gracili-fusiformi, spiræ suturis impressis, anfractibus rotundatis, longitudinaliter plicato-costatis, carinis numerosis, costas super leviter nodulosas, cingulatis; albidā.*

THE ROUGH FUSUS. Shell slenderly fusiform, sutures of the spire impressed, whorls rounded, longitudinally plicately ribbed, encircled by numerous keels which are slightly nodulous upon the ribs; whitish.

Hab. — ?

A delicately sculptured species with the keels very distinctly and neatly carved.

Species 72. (Mus. Cuming.)

FUSUS MAROCCANUS. *Fus. testā fusiformi-turritā, sinistrali, canali subcontorto, anfractibus rotundatis, concentricè plicato-costatis, liris angustis subconfertis cingulatis, interstitiis excavatis, lirā minutissimā interveniente; ferrugineo-fuscā.*

THE MOROCCO FUSUS. Shell fusiformly turreted, sinistral, canal somewhat twisted, whorls rounded, concentrically plicately ribbed, encircled with narrow rather close-set ridges, the interstices being excavated with a very minute ridge intervening; rust-brown.

Murex Maroccanus, Chemnitz, *Conch. Cab.* vol. iv. p. 62. pl. 105. f. 896.

Fusus sinistralis, Lamarck.

Hab. — ?

The name given to this species by Chemnitz must have priority.

Species 73. (Mus. Cuming.)

FUSUS FICULA. *Fus. testā subpyriformi, spirā breviusculā, anfractibus longitudinaliter costatis, costis subdistantibus, supernè obtusè carinatis, deinde concavis, infra lineis elevatis funiculatis; fusciscentibus, lineis rufo-fusciscentibus.*

THE LITTLE FIG FUSUS. Shell somewhat pyriform, spire rather short, whorls longitudinally ribbed, ribs somewhat distant, obtusely keeled round the upper part, then hollow, and corded beneath with raised lines; light brown, lines reddish-brown.

Hab. Manila; Cuming.

Besides the raised lines noticed above as encircling the

shell, a very minute one may be discerned in the interstices between each.

Species 74. (Mus. Cuming.)

FUSUS CRATICULATUS. *Fus. testā Muriciformi, anfractibus medio ventricosi, infra planulatis, undique scabroso-lineatis, infra angulum liratis, longitudinaliter plicatis, ad angulum compresso-nodosis; rufo-fusciscentibus, intus albidā.*

THE GRATED FUSUS. Shell Murex-shaped, whorls ventricose in the middle, flattened above, scabrously lined throughout, ridged beneath the angle, longitudinally plicated, compressly noded at the angle; reddish brown, interior whitish.

DE BLAINVILLE, *Faun. Française*, p. 87. pl. 4. D. f. 3.

Hab. Mediterranean.

An extremely delicate and pretty species of comparatively rare occurrence.

Species 75. (Mus. Belcher.)

FUSUS ACUS. *Fus. testā lanceolato-fusiformi, gracillimi, solidiusculā, anfractibus longitudinaliter plicato-costatis, spiraliter sulcatis, sulcis subtilibus, confertis, peculiariter plano-excavatis; aperturā parvā, canali ferè clauso; rufo-ferrugineā.*

THE NEEDLE FUSUS. Shell lanceolately fusiform, very slender, rather solid, whorls longitudinally plicately ribbed, spirally grooved, grooves fine, close-set, peculiarly flatly excavated; aperture small, canal almost closed; reddish rust-colour.

ADAMS and REEVE, *Moll. Voy. Samarang.*

Hab. China Sea off Borneo; Adams.

A very narrow lanceolate shell of peculiar solid growth.

Species 76. (Mus. Cuming.)

FUSUS CLATHRATUS. *Fus. testā oblongo-fusiformi, canali subcontorto, anfractibus rotundatis, levibus, undique concentricè lamellatis; albā.*

THE LATTICED FUSUS. Shell oblong-fusiform, canal slightly twisted, whorls rounded, smooth, concentrically lamellated throughout; white.

Tritonium clathratum, Müller, *Zool. Danica.*

Hab. Greenland.

A species, quite unknown to me, described and figured in the Zoology of Beechey's Voyage, p. 118. pl. 36. f. 13, has very much the character of this, but is of a more pyriform shape with a shorter spire.

Species 77. (Mus. Cuming.)

FUSUS MEXICANUS. *Fus. testá ovato-fusiformi, anfractibus supernè plano-concavis, infra angulum plicato-costatis, liris transversis, conspicuis nitidè clathratis; purpureo-fuscescente, liris luteo-albidis.*

THE MEXICAN FUSUS. Shell ovately fusiform, whorls flatly convex round the upper part, plicately ribbed beneath, neatly latticed with conspicuous transverse ridges; light purple-brown, ridges yellowish-white.

Hab. Mexico.

A neatly-sculptured species, distinguished by the light yellowish colour of the ridges upon a purple brown ground.

Species 78. (Mus. Cuming.)

FUSUS CINEREUS. *Fus. testá ovato-fusiformi, anfractibus supernè tumidiusculis longitudinaliter plicato-costatis, lineis elevatis transversis nitidè clathratis, cinereo-cærulescente, costis lineisque albidis, apertura fauce castaneo-fuscá.*

THE ASHY FUSUS. Shell ovately fusiform, whorls rather swollen round the upper part, longitudinally plicately ribbed, neatly latticed with transverse raised lines; ashy-blue, ribs and lines whitish, interior of the aperture chesnut-brown.

SAY, Amer. Conch. pl. 29.

Hab. United States.

Distinguished by its ash-blue ground colour and dark chocolate-brown interior.

Species 79. (Mus. Belcher.)

FUSUS CANDELABRUM. *Fus. testá tenui, subpyriformi, anfractibus lævibus, supernè excavato-impressis, longitudinaliter plicato-lamellatis, lamellis distantibus, supernè mucronatis, suberectis; aurantio-fuscescente.*

THE CHANDELIER FUSUS. Shell thin, somewhat pyriform, whorls smooth, excavately impressed round the upper part, longitudinally plicately lamellated, lamellæ distant, pointed and erect at the top; light orange-brown.

ADAMS and REEVE, Moll. Voy. Samarang.

Hab. — ?

This curious little shell is of somewhat immature growth and might easily be taken for the young of *Pyrgula Belcheri*.



72.



71.



73.



74.



75.a.



75.b.



76.




77.



78.

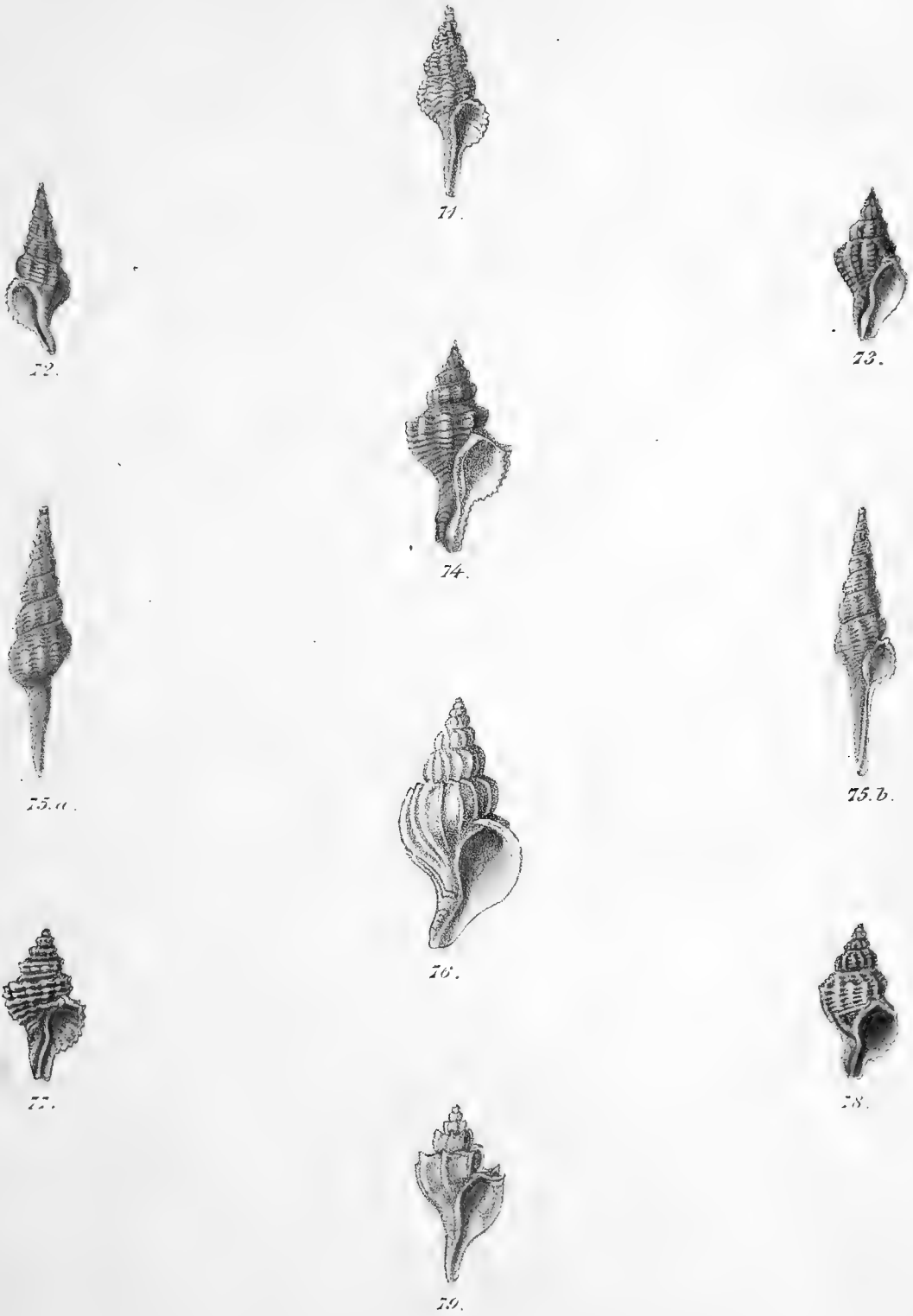


79.



Latona

Fusus, Pl. XIX.



August 20

FUSUS.

PLATE XX.

Species 80. (Mus. Cuming.)

FUSUS MINUTISQUAMOSUS. *Fus. testā subelongato-fusifor-
mi, canali breviusculā, anfractibus rotundis, longitudinaliter
rudē plicato-costatis, spiraliter subtiliter crebriliratis,
liris undique minutē squamatis; fuscescente-albā.*

THE MINUTELY-SCALED FUSUS. Shell somewhat elongately fusiform, canal rather short, whorls round, longitudinally rudely plicately ribbed, spirally finely ridged, ridges minutely scaled throughout; brownish white.

Hab. — ?

The sculpture of this species is truly exquisite, the entire surface being elaborately carved with rows of minute scales, after the manner of the *F. squamulosus* of Philippi, a different shell, for which see *Murex*, Pl. XXXV. Sp. 184.

Species 81. (Mus. Cuming.)

FUSUS PULCHELLUS. *Fus. testā subelongato-fusifor-
mi, anfractibus rotundis, medio tumidiusculis, longitudi-
naliter costatis, costis subdistantibus, spiraliter crebri-
liratis, liris acutiusculis, duabus centralibus promi-
nentioribus, carinaformibus; fulvo-spadiceā, costarum
parte superiori intensē castaneo-rufā.*

THE PRETTY FUSUS. Shell somewhat elongately fusiform, whorls round, rather swollen in the middle, longitudinally ribbed, ribs somewhat distant, spirally closely ridged, ridges rather sharp, the two central ones more prominent, keel-like; fulvous fawn-colour, upper part of the ribs deep chesnut-red.

PHILIPPI, Enum. Moll. Sicil., vol. ii. p. 178. pl. 25. f. 28.

Hab. Mediterranean.

An interesting species, peculiarly characterized by the dark chesnut-red colouring of the upper portion of the ribs.

Fig 82. (Mus. Hanley.)

The shell here represented has been kindly handed to me by Mr. Hanley, with an opinion that it is distinct from the *F. corneus*, in company with which species it has been frequently taken on our shores. I refrain, however, from describing or naming it, as the subject will, no doubt, be better treated in the valuable work on the British Shells and Mollusca now in course of publication by himself and Professor Edward Forbes.

Species 83. (Mus. Howse.)

FUSUS TURTONI. *Fus. testā ovato-turritā, crassiusculā,
spirā enormiter acuminato-productā, apice papillari;
anfractibus spiraliter striatis, supernè concavis, vix
angulatis; aperturā amplā, labro incrassato, subreflexo;
albā.*

TURTON'S FUSUS. Shell ovately turreted, rather thick, spire enormously acuminately produced, with a papillary apex; whorls spirally striated, concave round the upper part, slightly angulated, aperture large, lip thickened, a little reflected; whitish.

BEAN, Ann. and Mag. Nat. Hist. vol. i. p. 493; and vol. xix. pl. x.

Hab. Coast of Northumberland, Britain; Howse.

This shell, of which two or three specimens have been taken by the fishermen off the coast of Northumberland and Durham, has all the appearance of being an extraordinary state of the *F. Norvegicus*, with the spire long drawn out; and I much doubt whether it is strictly entitled to the specific importance which has been attached to it. In a very interesting paper by Mr. Richard Howse (Ann. and Mag. Nat. Hist. vol. xix. p. 160), descriptive of the result of a dredging excursion off the coast of Durham, a comparison is instituted between the ovacapsules of the *F. Turtoni* and *Norvegicus*, showing the difference in their form and in that of their contents; it is obvious, however, that the shortened or prolonged state of the spire would be the same in its proportion in all stages of growth, and that these different conditions of the species would in like manner influence the form of the capsules.

Species 84. (Mus. Taylor.)

FUSUS CORRUGATUS. *Fus. testā ovato-fusifor-
mi, tenuiculā, columellā subintortā, canali brevi; anfractibus quin-
senise, supernè depressiusculis, deinde convexis, plicis
longitudinalibus frequentibus irregularibus, liris angus-
tis rotundis undique creberrimè clathratis; fulvescente-
albā.*

THE CRUMPLED FUSUS. Shell ovately fusiform, rather thin, columella slightly twisted, canal short; whorls five or six in number, rather depressed round the upper part, then convex, very closely latticed throughout with frequent irregular longitudinal folds and narrow round ridges; pale fulvous white.

April, 1848.

Hab. — ?

A rather light shell, approaching some of the *Buccina* in form, most elaborately sculptured throughout with a closely latticed pattern.

Species 85. (Mus. Taylor.)

FUSUS TAYLORIANUS. *Fus. testā pyramidalī-fusiforūi, canali brevī, anfractibus medio tumidis et subangulatis, longitudinaliter fortiter costatis, spiraliter striatis, striis elevatis, costas super prominentioribus; luteo-fuscescente, anfractuum parte inferiori castaneo-fusco conspicuè maculatā, costis albidis, interstitiis obscure fusco-punctatis.*

TAYLOR'S FUSUS. Shell pyramidally fusiform, canal short, whorls swollen and somewhat angled in the middle,

longitudinally strongly ribbed, spirally striated, striæ raised, more prominent upon the ribs; yellowish brown, lower part of the whorls conspicuously blotched with chesnut brown, ribs whitish, interstices obscurely dotted with brown.

Hab. — ?

An extremely interesting species, of which Mr. Taylor possesses the only two specimens I have seen, one of which is reversed. Though resembling Philippi's *F. pulchellus* in general aspect, it will be found to differ materially on comparison. It has all the appearance of being a more exotic species, the whorls are more ventricose, the ribs more robust, and the dark colouring, it will be observed, is not on the ribs, which, on the contrary, are white, but in the interstices.



80.



81. a



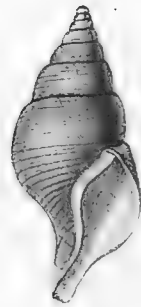
81 b



82. a.



83



82 b.



84. a



84 b



85





80.




81. a



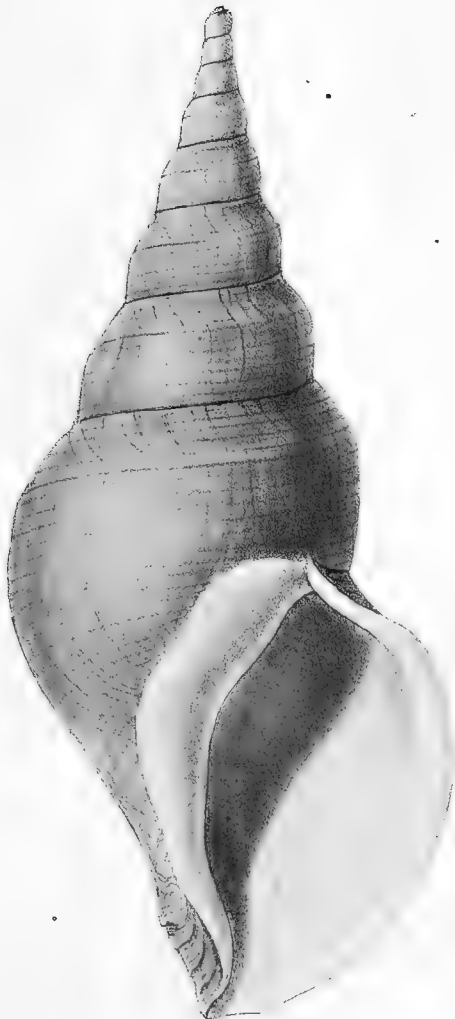
81. b



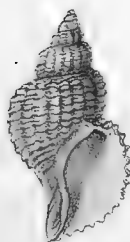
82. a.



82. b



83



84. a



84. b



85



F U S U S .

PLATE XXI.

Species 86. (Mus. Cuming.)

FUSUS BARVICENSIS. *Fus. testá eleganter fusiformi, anfractibus longitudinaliter pulcherrimè fimbriato-laminatis, laminis transversim subtiliter costatis, supernè mucronatis; cærulescente-abbá.*

THE BERWICK FUSUS. Shell elegantly fusiform, whorls longitudinally very beautifully fimbriately laminated, laminae transversely finely ribbed, pointed at the upper part; bluish white.

JOHNSTON, Edin. Phil. Mag. vol. xiii. p. 221.

Hab. Northern shores of Britain.

The discovery of this species formed an extremely interesting addition to the shells of the British Isles; its chief peculiarity consists in the laminae being pointed at the upper part and beautifully fimbriately ribbed across.

Species 87. (Mus. Cuming.)

FUSUS ELEGANS. *Fus. testá gracili-fusiformi, sinistrorsi, supernè latè excavatis, anfractibus longitudinaliter costatis, spiraliter undique elevato-striatis; albá.*

THE ELEGANT FUSUS. Shell slenderly fusiform, sinistral, whorls broadly excavated round the upper part, longitudinally ribbed, spirally elevately striated throughout; white.

Hab. — ?

An elegantly formed species of sinistral growth in which the upper portion of the whorls is widely excavated and smooth. It is perfectly distinct from *F. Maroccanus*.

Species 88. (Fig. a, Mus. Hanley; Fig. b, Mus. Cuming.)

FUSUS MURICATUS. *Fus. testá subelongato-fusiformi, anfractibus rotundatis, supernè interdum obscure angulatis, longitudinaliter plicato-costatis, spiraliter liratis, liris angustis, rotundatis, confertis, costas super muricatis; fulvo-rufescente.*

THE PRICKLY FUSUS. Shell somewhat elongately fusiform, whorls rounded, sometimes obscurely angled round the upper part, longitudinally plicately ribbed, spirally ridged, ridges narrow, rounded, close-set, prickly upon the ribs; light fulvous red,

Murex muricatus, Montagu, Test. Brit. vol. i. p. 262. pl. 9. f. 2.

Fusus echinatus, Philippi.

Hab. Salcombe Bay; Montagu. Mediterranean; Philippi.

This interesting species, first discovered by Montagu, is well described and figured in the 'Testacea Britannica;' it is very closely encircled throughout with transverse rounded ridges, which are nodulous or prickly on crossing the longitudinal plicate ribs, and give a fimbriated character to the lip.

Species 89. (Mus. Cuming.)

FUSUS PULLUS. *Fus. testá cylindraccá, fusiformi, tenui, canali brevissimo; anfractibus convexis, spiraliter subtilissimè striatis; columellá plano-concavá; intus extusque sordidè fuscá.*

THE SOMBRE FUSUS. Shell cylindrically fusiform, thin, canal very short; whorls convex, spirally very finely striated; columella flatly concave; dull brown within and without.

Hab. Newfoundland; Jukes.

A thin dark brown species with the surface closely delicately striated and the columella concavely flattened.

Species 90. (Fig. a, Mus. Hanley; Fig. b, Mus. Cuming.)

FUSUS BANFFIUS. *Fus. testá oblongo-fusiformi, anfractibus rotundatis, subventricosis, concentricè rudè et irregulariter laminatis; canali subintortá; albídá aut fuscéscente.*

THE BANFF FUSUS. Shell oblong-fusiform, whorls rounded, somewhat ventricose, concentrically rudely and irregularly laminated; canal slightly twisted; whitish or pale brown.

Murex Banffius, Pennant, Brit. Zool. vol. iv. p. 284. pl. 82. f. 5.

Hab. West coast of Scotland; Mc Andrew. Massachusetts, United States (occasionally found in the stomachs of fishes); Gould.

A species well-known to our northern shores, characterized by a close succession of rude longitudinal laminar ridges approximating in general character to some of the Greenland forms.

April, 1848.

FUSUS.—PLATE XXI.

Species 91. (Mus. Hanley.)

FUSUS GUNNERI. *Fus. testâ fusiformi, anfractibus rotundatis, ventricosi, concentricè laminatis, laminis subrudibus, conspicuis, supernè auriculatis; pallidè aurantio-fuscescente, laminis albis.*

GUNNER'S FUSUS. Shell fusiform, whorls rounded, ventricose, concentrically laminated, laminæ somewhat

rude, conspicuous, auriculated at the upper part; pale orange brown, laminæ white.

Tritonium Gunneri, Loven, Index Moll. Sueciæ, p. 12.

Hab. Greenland.

The main distinguishing feature of this species consists in the laminæ being produced into an auricular scale at the upper part.



86.



87. a



87. b



88. a.



88. b.



89



91 a.



90. a.



90. b



91. b



86.



87. a.



87. b.



88. a.



88. b.



89.



91. a.




90. a.



90. b.



91. b.



11/11

15
11
15

11/11

F U S U S.

	Plate.	Species.		Plate.	Species.
<i>aciculatus</i> , Delle Chiaje	XIV.	55	<i>ligula</i> , Kiener	XIV.	52
<i>aculeiformis</i> , Sowerby	XIV.	52	<i>lineatus</i> (<i>Murex</i>), Chemn.	VII.	31
<i>acus</i> , Adams & Reeve	XIX.	75	<i>lividus</i> , Philippi	VI.	25
<i>adustus</i> , Philippi	XIII.	49	<i>longicauda</i> , Bory	III.	13
<i>Afer</i> (<i>Murex</i>), Gmelin	VI.	21	<i>longissimus</i> (<i>Murex</i>), Gmelin . .	I.	4
<i>alternatus</i> , Philippi	II.	6	<i>lyratus</i> (<i>Buc.</i>), Martyn	X.	40
<i>antiquus</i> (<i>Murex</i>), Linn.	XI.	44	<i>Mandarinus</i> , Duclos	II.	8
<i>aureus</i> , Reeve	V.	17	<i>marmoratus</i> , Philippi	I.	1
<i>Banffius</i> (<i>Murex</i>), Pennant	XXI.	90	<i>Maroccanus</i> (<i>Murex</i>), Chemnitz .	XIX.	72
<i>Barvicensis</i> , Johnston	XXI.	86	<i>Mexicanus</i> , Reeve	XIX.	77
<i>Beckii</i> , Reeve	VIII. & XVII.	34	<i>minutisquamosus</i> , Reeve	XX.	80
<i>biangulatus</i> , Deshayes	IX.	36	<i>multicarinatus</i> , Lamarck	VI.	22
<i>Blosvillei</i> , Deshayes	VI.	25	<i>muricatus</i> (<i>Murex</i>), Mont.	XXI.	88
<i>buxeus</i> , Reeve	V.	18	<i>myristicus</i> , Reeve	XV.	57
<i>caelatus</i> , Reeve	VIII.	35	<i>Nicobaricus</i> (<i>Murex</i>), Chemnitz .	IX.	37
<i>Cancellarioides</i> , Reeve	XV.	59	<i>Nifat</i> , Adanson	VII.	30
<i>cancellatus</i> (<i>Triton</i>), Lam.	XVI.	62	<i>nobilis</i> , Reeve	XV.	60
<i>candelabrum</i> , Adams & Reeve . . .	XIX.	79	<i>nodosus</i> (<i>Buc.</i>), Martyn	XI.	41
<i>carinatus</i> , Lamarck	X.	39	<i>Norvegicus</i> (<i>Stromb.</i>), Chemnitz .	XII.	47
<i>cinereus</i> , Say	XIX.	78	<i>Novæ Hollandiæ</i> , Reeve	XVIII.	70
<i>cinnamomeus</i> , Reeve	V.	16	<i>oblitus</i> , Kiener	VII.	29
<i>clathratus</i> (<i>Tritonium</i>), Muller . .	XIX.	76	<i>ocelliferus</i> , Bory	I.	3
<i>clausicaudatus</i> , Hinds	XIV.	54	<i>Oregonensis</i> (<i>Triton</i>), Say	XVI.	61
<i>colus</i> (<i>Murex</i>), Linnæus	III.	11	<i>pagoda</i> , Lesson	VIII.	32
<i>colosseus</i> , Lamarck	V.	19	<i>pastinaca</i> , Reeve	XVI.	64
<i>contrarius</i> , Lamarck	XII.	46	<i>polygonoides</i> , Lamarck	IX.	36
<i>corneus</i> (<i>Murex</i>), Linn.	XI.	43	<i>probosciferus</i> , Lamarck	IV.	15
<i>corrugatus</i> , Reeve	XX.	84	<i>provincialis</i> , De Blainv.	XIV.	55
<i>craticulatus</i> , De Blainville	XIX.	74	<i>pulchellus</i> , Philippi	XX.	81
<i>crebriliratus</i> , Reeve	V.	20	<i>pullus</i> , Reeve	XXI.	89
<i>cretaceus</i> , Reeve	XIII.	48	<i>pyrulatus</i> , Reeve	XIII.	50
<i>Cumingii</i> , Jonas	XVII.	67	<i>raphanus</i> , Lamarck	XI.	41
<i>decemcostatus</i> , Say	X.	40	<i>rostratus</i> (<i>Murex</i>), Olivi	XIV.	55
<i>deformis</i> , Reeve	XII.	45	<i>rufus</i> , Reeve	XV.	58
<i>despectus</i> (<i>Murex</i>), Linn.	X.	39	<i>sinistralis</i> , Lamarck	XIX.	72
<i>dilatatus</i> , Quoy	XIII.	49	<i>sinistrorsus</i> , Deshayes	XII.	47
<i>distans</i> , Lamarck	VII.	28	<i>spectrum</i> , Adams & Reeve	XVIII.	68
<i>Dupetit-Thouarsii</i> , Kiener	II.	9	<i>Syracusanus</i> (<i>Murex</i>), Linnæus . .	III.	10
<i>echinatus</i> , Kiener	XIV.	51	<i>strigosus</i> , Lamarck	XIV.	55
<i>elegans</i> , Reeve	XXI.	87	<i>Taylorianus</i> , Reeve	XX.	85
<i>ficula</i> , Reeve	XIX.	73	<i>tessellatus</i> , Schubert	XIV.	53
<i>fornicatus</i> (<i>Murex</i>), Gmelin	XVI.	63	<i>toreuma</i> , Lamarck	VII.	27
<i>fragosus</i> , Reeve	XIX.	71	<i>torulosus</i> , Lamarck	VI.	24
<i>Geversianus</i> (<i>Buc.</i>), Pallas	IV.	21	<i>Turbinelloides</i> , Reeve	XV.	56
<i>gracillimus</i> , Adams & Reeve	XVIII.	69	<i>tuberculatus</i> , Lamarck	IX.	38
<i>gradatus</i> , Taylor	XVII.	65	<i>tuberosus</i> , Reeve	II.	7
<i>Gunneri</i> (<i>Tritonium</i>), Loven	XXI.	91	<i>turricula</i> , Kiener	VI.	23
<i>heptagonalis</i> , Reeve	VII.	26	<i>Turtoni</i> , Bean	XX.	83
<i>incrassatus</i> , Lamarck	III.	12	<i>undatus</i> (<i>Murex</i>), Gmelin	III.	12
<i>Islandicus</i> , Lamarck	XI.	43	<i>ustulatus</i> , Reeve	XVII.	66
<i>laciniatus</i> (<i>Buc.</i>), Martyn	IV.	14	<i>vaginatus</i> (<i>Murex</i>), Philippi . . .	XIV.	51
<i>lancea</i> , Deshayes	XIV.	52	<i>ventricosus</i> , Gray	XI.	42
<i>lanceola</i> , Martini	XIV.	52	<i>verruculatus</i> , Lamarck	I.	3
<i>laticostatus</i> , Deshayes	VIII.	33	<i>Zelandicus</i> , Quoy	II.	8
<i>lignarius</i> (<i>Murex</i>), Gmelin	II.	5			



MONOGRAPH

OF THE GENUS

P A L U D O M U S.

.....
"Towards the springs
Of Ganges or Hydaspes, Indian streams.—*Milton.*
.....



PALUDOMUS.

PLATE I.

Genus PALUDOMUS, Swainson.

Testa ovata, subventricosa, spirā brevi, nunc depressā, nunc exsertā, columellā subexcavatā, latiusculā, planā, basi integrā, rotundatā; aperturā amplā, subsemicirculari, supernè paululum canaliculatā, labro simplici. Epidermis olivacea, fusca atrave. Animal fluviatile, operculo corneo, subtrigono-ovato, concentricè striato.

Shell ovate, somewhat ventricose, spire short, sometimes depressed, sometimes exserted, columella a little excavated, rather broad, flat, entire at the base, rounded; aperture large, somewhat semicircular, slightly channelled at the upper part, lip simple. Epidermis olive, brown or black. Animal fluviatile, with a horny subtriangularly ovate, concentrically striated operculum.

The genus *Paludomus* was founded by Mr. Swainson in his 'Treatise of Malacology', forming Vol. 123 of Lardner's Cabinet Cyclopaedia, for the sake of distinguishing an ovate oblong form of *Melania* brought from Ceylon by Dr. Sibbald, and of which three species were figured by Mr. Griffith in his edition of Cuvier's Animal Kingdom. The genus has, however, remained in comparative obscurity from the want of any species being known of sufficiently typical character to render it appreciated. That desideratum has now been supplied by the zeal of Mr. George Gardner of the Royal Botanic Gardens of Ceylon, a gentleman much attached to Natural History, and already known to the scientific world by his interesting botanical researches and 'Travels in the Interior of Brazil.'

Having already figured the *Paludomus loricatus* in anticipation of the genus (Elem. Conch. pl. xviii. f. 100) whilst only one or two other species approaching *Melania* were known, it has been satisfactory to receive such an important typical addition to the group as that afforded by the present series; more especially by the *P. loricatus*, *Gardneri*, *Tennantii*, *undatus*, *pictus*, and *funiculatus*, all of which are characterized by an oval Nerite-like form which fully entitles them to the generic distinction less significantly awarded by Mr. Swainson to the species verging on *Melania*, and of more doubtful importance.

Of the following species, thirteen are from Ceylon, two from the Himalayan district of India, and one from Point Palmas, Sumatra; and to complete the monograph of the genus may be added *Melania Stephanus*, Benson, Journ. Asiat. Soc. Calcutta, vol. v. p. 747, figured by Philippi in

Abb. und Besch. Conch. pl. 1. f. 5, 6, under the name *Melania coronata*, Von dem Busch.; and, apparently belonging to this genus, two species figured by the same author as follows:—*Melania obesa*, Philippi, l. c. pl. iv. f. 3, from New Holland; and *Melania Gruneri*, Jonas, Phil. l. c. pl. iv. f. 2, from Grenada, but the localities of these are doubtful. Lastly may be added a species named (but not described) by Mr. Gray, *Melania retusa*, Griff. Cuv. An. King. pl. 14. f. 9. which I have not succeeded in identifying. I am not aware that the genus exists in any of the streams of North America, but it may be said to be represented by Mr. Say's *Anculosa*, which appears to be as peculiar to the Transatlantic district as *Paludomus* is to the Ceylonese.

Like all fresh-water shells the *Paludomi* are of a dark sombre colour, always more or less eroded at the apex, the Nerite-shaped species exhibit, however, a very characteristic waved pattern interiorly in an incipient stage of growth, which in a more advanced state is entirely overlaid by a deposit of colourless matter, when they are further distinguished by a rich chocolate-brown tint of colouring on the columella and edge of the aperture. The animal is probably little more than a modified condition of the *Melania*, being similar in habit and having the same black horny operculum of a more triangular form.

Species 1. (Fig. a, b, c. Mus. Cuming.)

PALUDOMUS LORICATUS. *Pal. testā obovatā, spirā vix exsertā, anfractibus supernè leviter angulato-depressis, liris squamato-nodosis creberrimè spirālīter cingulatis; aperturā amplā; nigerrimo-fuscā, intus albā; columellā et aperturæ limbo purpureo-fuscis.*

THE MAILED PALUDOMUS. Shell obovate, spire scarcely exserted, whorls slightly angularly depressed round the upper part, spirally encircled with close-set squamate ridges; aperture large; very black brown, interior white, columella and edge of the lip purple-brown.

Hab. In rapids flowing from Adam's Peak, Ceylon; Gardner.

The entire surface of this species is closely spirally encircled with noduled ridges, in which particular it differs from all the rest. The nodules appear to have been originally represented by scales which have become closed up.

Species 2. (Fig. a, b. Mus. Cuming.)

PALUDOMUS UNDATUS. *Pal. testá obovatá, spirá vix exsertá, anfractibus supernè plano-depressis liris tenuibus creberrimè spiráliter cingulatis, quarum postremis subtiliter nodulosis, cæteris lævibus interstitiis omnium longitudinaliter conspicuè elevato-striatis; aperturá amplá; nigricante-fuscá, fasciis nigricantibus obliquè undatis obscure pictá, intus cærulescente-albá, fasciis undatis conspicuis, columellá albá, purpureo-nigro tinctá.*

THE WAVED PALUDOMUS. Shell obovate, spire scarcely exerted, whorls flatly depressed round the upper part, very closely spirally encircled with fine ridges, of which the most posterior are finely noded, the rest smooth, interstices of the whole conspicuously longitudinally elevately striated; aperture large; blackish brown, obscurely painted with obliquely waved blackish bands, interior blueish white, the waved bands conspicuous, columella white, stained with purple-black.

Hab. In rapids flowing from Adam's Peak, Ceylon; Gardner.

This species differs little in its general aspect from the *P. loricatus*, the ridges are nevertheless finer and only two or three of the upper ones exhibit any indication of nodules; the interstices between the ridges in this species are moreover distinguished by being conspicuously longitudinally striated. I have examined between fifty and sixty specimens of *P. loricatus* in different stages of growth, but find no state of it with any approximation in these respects.

Species 3. (Fig. a, b. Mus. Cuming.)

PALUDOMUS NERITOIDES. *Pal. testá oblongo-ovatá, spirá subexsertá, anfractibus rotundatis, obscure obtusoliratis; aperturá subamplá; olivaceá, fuscá, in testá juniore acutè undatá, intus albidá, columellá et aperturæ limbo nigricante-fuscis interdum hic illic maculatis.*

THE NERITE-LIKE PALUDOMUS. Shell oblong-ovate, spire a little exerted, whorls rounded, obscurely obtusely ridged; aperture rather large; olive, sharply waved in the young shell with brown, interior white,

columella and edge of the lip sometimes blotched here and there with blackish brown.

Hab. In the bed of a river at Ambegamoa, Ceylon; Gardner.

This species has more the form of a *Nerite* than any other, and is distinguished in an early stage of growth by a brilliant pattern of zigzag painting in the interior. The lip and columella are sometimes white, sometimes blotched with blackish brown.

Species 4. (Fig. a, b. Mus. Cuming.)

PALUDOMUS GLOBULOSUS. *Pal. testá globulosá, solidá, spirá plano-depressá, anfractibus supernè tumidis, undique lævigatis; olivaceá, aperturá albidá, nigro conspicuè trifasciatá.*

THE GLOBULAR PALUDOMUS. Shell globular, solid, spire flatly depressed, whorls swollen round the upper part, smooth throughout; olive, aperture whitish, conspicuously marked with three black bands.

Melania globulosa. Gray in Griff. Cuvier, pl. 14. f. 6.

Hab. In the bed of a river at Ambegamoa, Ceylon; Gardner.

Distinguished from all others at present known by its solid globular form; it is figured and named in Griffith's Cuvier, as above referred to, but not described.


Species 5. (Mus. Cuming.)

PALUDOMUS OLIVACEUS. *Pal. testá ovatá, apicem versus attenuatá, spirá exsertá, anfractibus undique lævigatis, aperturá mediocri, labro subeffuso; olivaceá, nigro hic illic maculatá, aperturá nigerrimo-fuscá, limbo albedo, nigro tessellato.*

THE OLIVE PALUDOMUS. Shell ovate, attenuated towards the apex, spire exerted, whorls smooth throughout, aperture middling, lip somewhat effused; olive, spotted here and there with black, aperture very dark brown, lip whitish, tessellated with black.

Hab. Point Palmas, Island of Sumatra (in a muddy stream).

Distinguished by its rounded form, spirally banded painting and dark interior articulated at the lip.




1a



2a.



2b



1b.



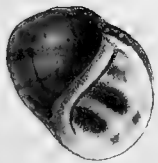
3a.




3b.



1c.



4a.



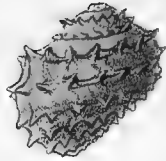
4b.



5.



7




1a



2a.



2b



1b



3a.



3b.




1c.



4a



4b



5.

281

PALUDOMUS.

PLATE II.

Species 6. (Mus. Cuming.)

PALUDOMUS NIGRICANS. *Pal. testā ovatā, spirā prominulā exsertā, anfractibus lævibus, basin versus subindistinctè angulatis; nigricante, intus cærulescente-albā.*

THE BLACKISH PALUDOMUS. Shell ovate, spire rather prominent, exserted, whorls smooth, faintly angled towards the base; blackish, interior blueish white.

Hab. Ceylon (in mountain streams at 6,000 feet elevation); Gardner.

This little species partakes a great deal of the character of *Melania*, being about intermediate between the genera.

Species 7. (Fig. a and Pl. III. Fig. 7. b, c. Mus. Cuming.)

PALUDOMUS CHILINOIDES. *Pal. testā ovatā, tenuiculā, spirā parvā, exsertā, anfractibus supernè depressis, lævibus; olivaceā, nigro longitudinaliter undatā.*

THE CHILINA-LIKE PALUDOMUS. Shell ovate, rather thin, spire small, exserted, whorls depressed round the upper part, smooth; olive, longitudinally waved with black, aperture white.

Hab. Bed of the Mahawelle Ganga, near Kandy, Ceylon; Gardner.

Found abundantly in the stream above noted; the chief variation of form consists in the whorls being more or less depressed round the upper part, after the manner of a *Chilina*, with the spire varying considerably in its elevation.

Species 8. (Fig. a and Pl. III. Fig. 8 b, c. Mus. Cuming.)

PALUDOMUS SULCATUS. *Pal. testā ovatā, spirā prominulā, anfractibus rotundatis, spiraliter creberrimè sulcatis, sulcis lirisque intermediis striis longitudinalibus creberrimè decussatis; luteo-olivaceā, nigricante hic illic pictā, interdum totā nigrā, intus albidā.*

THE GROOVED PALUDOMUS. Shell ovate, spire prominent, whorls rounded, spirally very closely grooved, grooves and intermediate ridges very closely decussated with longitudinal striæ; yellowish olive, painted here and there with black, sometimes entirely black, interior whitish.

Hab. In a mountain stream at Ratnapoora, Ceylon; Gardner.

A neatly grooved species of a light yellow olive with a few black waved spots, as represented in Pl. III. Fig. 8, b, c, or entirely black as at Fig. 8 a.

Species 9. (Fig. a, b, Mus. Cuming.)

PALUDOMUS GARDNERI. *Pal. testā orbiculari-ovatā, spirā plano-depressā, anfractibus regulariter convexis, creberrimè spiraliter liratis, liris tenuiusculis, obtusis, alternatim majoribus; aperturā peramplā; aterrimā, intus albidā, columellā et aperturæ limbo purpureo-nigro tinctis.*

GARDNER'S PALUDOMUS. Shell orbicularly ovate, spire flatly depressed, whorls regularly convex, very closely spirally ridged, ridges rather thin, obtuse, alternately larger; aperture very large; jet black, interior whitish, columella and margin of the aperture stained with purple-black.

Hab. In a stream at the foot of Adam's Peak, Ceylon; Gardner.

The most characteristic species of the genus and farthest removed from the *Melania* type; I therefore name it in honour of its discoverer, George Gardner, Esq., a gentleman well known to botanists and horticulturists by his productive researches in the great Orchid country of Brazil, and to the public in general by the interesting narrative of his 'Travels'.

Species 10. (Fig. a, b. Mus. Cuming.)

PALUDOMUS PICTUS. *Pal. testā oblongo-ovatā, spirā exsertā, anfractibus spiraliter obtusè striatis; olivaceā, fasciis nigris undulatis angustis longitudinaliter pictā, intus albidā, columellæ margine fusco tincto.*

THE PAINTED PALUDOMUS. Shell oblong ovate, spire exserted, whorls spirally obtusely striated; olive, painted longitudinally with narrow undulated waved bands, interior white, margin of the columella stained with brown.

Hab. In a mountain stream at Ratnapoora, Ceylon; Gardner.

The waved painting may be observed in adult specimens on the outside, when not visible in the interior.

PALUDOMUS.—PLATE II.

Species 11. (Mus. Cuming.)

PALUDOMUS STEPHANUS. *Pal. testā subglobosā, spirā exsertā, anfractibus laevibus, supernè conspicuè angulatis, ad angulum nodis mucronatis parvis coronatis; olivaceā, intus albidā.*

THE CORONATED PALUDOMUS. Shell somewhat globose, spire exserted, whorls smooth, conspicuously angled

round the upper part, coronated at the angle with small pointed nodules.

Melania Stephanus, Benson, Journ. Asiat. Soc. Calcutta, vol. v. p. 747.

Melania coronata, v. d. Busch, Philippi.

Hab. Bengal.

For coronated species like the present, Mr. Swainson proposed the subgeneric name *Hemimitra*.




6.



7a.



8a.




9a



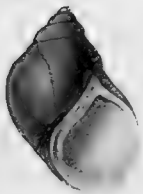
10a



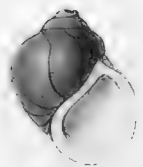
10b.




9b



11a.



11b



11

D. 2

11

12

•




6.




7a.



8a.




9a.



10a.

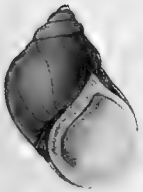


10b.

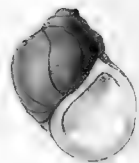


9b.


26



11a.



11b.



11

3.9

20

PALUDOMUS.

PLATE III.

Species 12. (Fig. *a, b, c*, Mus. Cuming.)

PALUDOMUS TENNANTII. *Pal. testá obovatá, crassiusculá, spirá vix exsertá; anfractibus rotundatis, lævibus aut obscurissimè liris; aperturá subampliter effusá; olivaceá, fusco indistinctè longitudinaliter undatá, intus albidá, columellá et aperturæ limbo purpureo-fusco tinctis.*

TENNANT'S PALUDOMUS. Shell obovate, rather thick, spire scarcely exerted; whorls rounded, smooth, or very obscurely ridged; aperture rather largely effused; olive, indistinctly longitudinally waved, interior white, columella and edge of the aperture stained with purple-brown.

Hab. In a rocky stream flowing from Adam's Peak, Ceylon; Gardner.

An equally interesting species with the *P. Gardneri*, distinguished in early growth by an elaborate pattern of waved painting, which is very conspicuous in the interior of the shell. At a more advanced period, this striking display of pattern is entirely obscured by a superincumbent deposit of colourless matter.

By the title given to this species I wish to honour the name of Sir Emerson Tennant of Ceylon, whose zeal in this department of Natural History may serve to promote the discovery of other genera, which, like the present, are almost indigenous to that country.

Species 13. (Mus. Cuming.)

PALUDOMUS FUNICULATUS. *Pal. testá oblongo-ovatá, spirá exsertá, anfractibus supernè depressiusculis, liris subdistantibus obtusis spiraliter funiculatis; nigerrimofuscá, intus albidá.*

THE CORDED PALUDOMUS. Shell oblong-ovate, spire exerted, whorls rather depressed round the upper part, spirally corded with rather distant obtuse ridges; jet brown, interior whitish.

Hab. In a mountain stream at Ratnapoora, Ceylon; Gardner.

Of a dark sombre colour, without any indication of pattern, encircled throughout with rather distant ridges.

Species 14. (Pl. II. Fig. *a* and *b*, Pl. III. Fig. *c*.
Mus. Cuming.)

PALUDOMUS CONICUS. *Pal. testá subglobosá, spirá exsertá, anfractibus rotundatis, lævibus nisi ad basin et per suturas indistinctè sulcatis; aperturá mediocri, labro subobscurè denticulato; castaneo-fuscá, intus albidá.*

THE CONICAL PALUDOMUS. Shell somewhat globose, spire exerted, whorls rounded, smooth unless indistinctly grooved towards the base and along the sutures; aperture moderate, lip somewhat obscurely denticulated; chesnut brown, interior whitish.

Melania conica, Gray in Griffith's Cuvier, pl. 14. f. 5.

Hab. Himalaya, India; Benson, Dr. Cantor.

A rounded shell, with the spire more or less exerted, and perfectly smooth, excepting along the sutures and towards the base where there are faint superficial grooves, causing the lip to be slightly denticulated.

This is one of the species referred to by Mr. Swainson for the illustration of his genus, but we are now acquainted with several, *P. loricata*, *Gardneri*, *Tennantii*, and *Neritoides*, for example, more typical of the character upon which he founded it.

Species 15. (Mus. Cuming.)

PALUDOMUS SPIRALIS. *Pal. testá ovatá, spirá amplá, prominulá, anfractibus rotundatis, lævibus; olivaceá, nigro hic illic maculatá, intus albá.*

THE SPIRAL PALUDOMUS. Shell ovate, spire large, prominent, whorls rounded, smooth; olive, spotted here and there with black, interior white.

Hab. Streams of Ceylon; Dr. Sibbald.

This little species, which is quite on the confines of the genus passing into *Melania*, was brought from Ceylon some years since by Dr. Sibbald.





12a



7b



7c



12b




8b



8c



12c



11c



13



15

Paris
50 -



12a



7b



7c



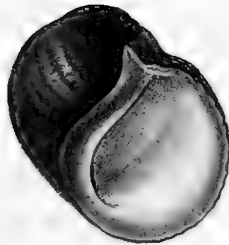
12b.



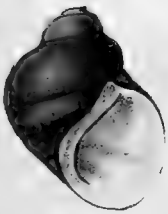
8b



8c



12c



11c



13.



15

MONOGRAPH

OF THE GENUS

T U R B O.

“Of fairest colours mixed,
Ruddy and gold.”—*Milton*.



TURBO.

PLATE I.

Genus TURBO, Linnæus.

Testa turbinata, crassiuscula, interdum umbilicata, intus argentea rarè aureo-margaritacea, anfractibus plus minusve rotundatis, aut rugosis aut glabris, marginibus disjunctis. Operculum testaceum, interdum corneum.

Shell turbinated, rather thick, sometimes umbilicated, interior silver, rarely golden-pearly, whorls more or less rounded, rough or smooth, with the margins disjoined. Operculum testaceous, sometimes horny.

The shells of this genus are remarkable for their beautiful symmetry of form, and vivid admixture of colours; they are comparatively limited in species and under the acknowledged type assigned to them by Lamarck, may be readily distinguished from the *Monodonta*, *Trochi* and others of the turbate family.

The *Turbines* are sometimes smooth, almost porcelanous, but mostly spirally ribbed or grooved, and their variations of sculpture are mainly exhibited in scales or laminae. The interior and chief substance of the shell consists of pearly nacre often very iridescent, and in one or two instances of a golden hue.

The operculum of the *Turbines* offers a more curious variety of structure than that of any other genus, differing occasionally to a remarkable extent in species perfectly similar in form and general character, whilst in shells of very opposite structure they are frequently the same. The same heavy stony operculum which is common to *Turbo* is found also in *Trochus*, and the horny operculum of *Trochus* is also to be met with in *Turbo*. It is certain that the opercula of the *Turbinacea* family furnish no characters for generic arrangement, but are well worth observing in reference to their specific variation. In most species the operculum is of a solid testaceous substance, sometimes smooth, sometimes granulous, in others it is deeply circularly grooved, the ridges being granulated or serrated, then again it is composed of a crowded tuft of club-shaped particles. In all these the inner surface is coated with a horny layer, and in one or two instances the operculum is entirely horny.

The genus *Turbo* is far less numerous in species than *Trochus* or *Monodonta*, and there are not more than two or three of small size. They only inhabit warm seas and are confined within a much narrower tropical limit than others of the family.

Species 1. (Mus. Cuming.)

TURBO NATALENSIS. *Turb. testâ vix imperforatâ, orbi-*

culari, depressiusculâ, anfractibus spiraliter sulcatis, sulcis regulariter concavis, latiusculis; olivaceo-viridescente, rufo radiatim maculatâ et punctatâ, intus argenteâ; operculo testaceo, cristato.

THE NATAL TURBO. Shell slightly imperforated, orbicular, somewhat depressed, whorls spirally grooved, grooves regularly concave, rather broad; olive-green, radiately blotched and spotted with red, interior silver; operculum testaceous, tufted.

Hab. Port Natal; Wahlberg.

The operculum of this beautiful species is a tufted mass like that of the *T. sarmaticus*.

Species 2. (Mus. Cuming.)

TURBO MARMORATUS. *Turb. testâ imperforatâ, suborbiculari, ventricosissimâ, anfractibus lævibus, aut concentricè striatis, supernè depresso-concavis, infra nodis grandibus tumidiusculis vel carinis bi-triseriatim cinctis; viridi, fusco-rufo alboque marmoratâ, intus margaritaceâ; operculo testaceo, crasso.*

THE MARBLED TURBO. Shell imperforated, somewhat orbicular, very ventricose, whorls smooth or concentrically striated, depressly concave round the upper part, encircled beneath with two or three keels or rows of nodules; green, marbled with white and red-brown, interior pearly; operculum testaceous, thick.

LINNÆUS, Syst. Nat. (12th edit.) p. 1134.

Eadem. *Turbo olearius*, Linnæus.

Hab. Island of Mindanao, Philippines; Cuming.

Found in great abundance in the Eastern Seas, and the largest of the genus.

Species 3. (Mus. Cuming.)

TURBO UNDULATUS. *Turb. testâ orbiculari, latè et profundè umbilicatâ, anfractibus nunc sulcatis, nunc lævibus; cæruleo-viridi, strigis albis undulatis longitudinaliter notatâ, intus margaritaceâ.*


THE WAVED TURBO. Shell orbicular, broadly and deeply umbilicated, whorls sometimes grooved, sometimes smooth; blueish-green, longitudinally marked with white zigzag streaks.

CHEMNITZ, Conch. Cab. vol. x. pl. 169. f. 1640-1.

Hab. New Zealand; Earl.

A species of common occurrence, characterized by an unusually large umbilicus.

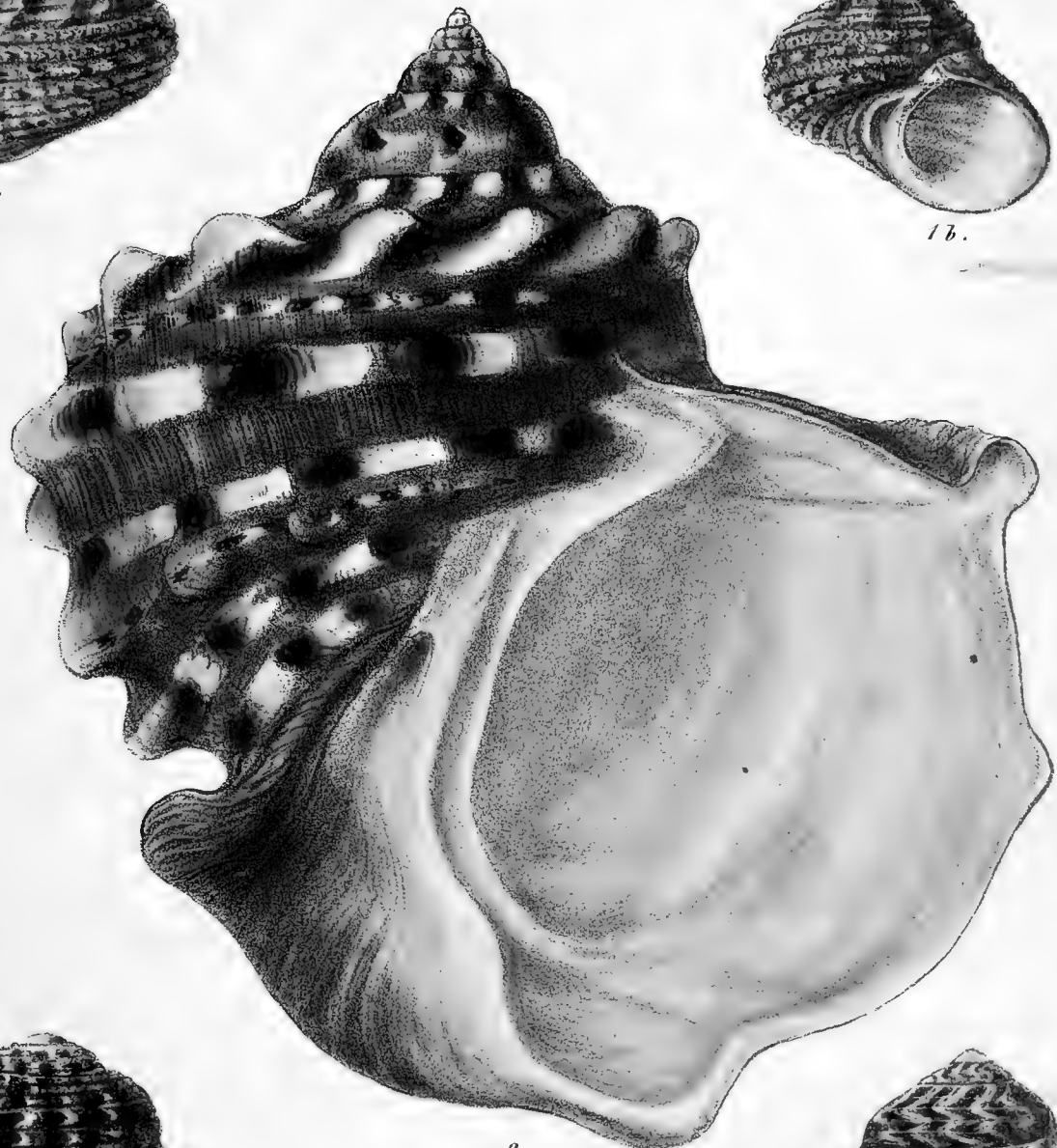




1a.



1b.



2.




3a.



3b.






1a.



1b.



2.



3a.



3b.



TURBO.

PLATE II.

Species 4. (Mus. Belcher.)

TURBO CORNUTUS. *Turb. testá ovatá, imperforatá, tenuiculá, anfractibus spiraliter costatis, sulcis intermediis obliquè subtilissimè laminatis, anfractu ultimo squamis tubulosis grandibus erectis biordinatim armato; rufescente-olivaceá, intus argenteá.*

THE HORNED TURBO. Shell ovate, imperforated, rather thin, whorls spirally ribbed, intermediate grooves obliquely very finely laminated, last whorl armed with two rows of large erect tubular scales; rufous olive, interior silver.

GMELIN, Syst. Nat. p. 3593.

Hab. Eastern Seas; Belcher.

A well-known shell of rather light growth, distinguished by a conspicuous double row of large erect spouted scales round the last whorl.

Species 5. (Mus. Cuming.)

TURBO LAJONKAIRII. *Turb. testá ovatá, umbilicatá, anfractibus obscurè undulatim irregulariter costatis et liratis, medio biangulatis, ad utrumque angulum squamatis, squamis sublacinatis et frondosis, apicem versus gradatim evanidis; albidá, ad angulos viridi-fasciatá, intus margaritaceá.*

LAJONKAIRE'S TURBO. Shell ovate, umbilicated, whorls obscurely undulately irregularly ribbed and ridged, two-angled in the middle, scaled at both angles, scales somewhat lacinated and frondose, gradually fading towards the apex; whitish, banded with green at the angles, pearly within.

Delphinula Lajonkairii, Deshayes, Mag. de Zool.

Hab. Keeling Island; Darwin.

A fine species partaking very much of the character of *Delphinula*; it is of pale colour, distinguished in a marked degree by the vivid green bands on the angles of the whorls.

Species 6. (Mus. Cuming.)

TURBO IMPERIALIS. *Turb. testá ovatá, anfractibus rotundatis, lævibus, ultimo subamplo, ventricoso supernè obscurè angulato et interdum nodoso; viridi aut rufescente-viridi, zonis angustis nigricante alboque articulatis spiraliter pictá, intus margaritaceá.*

THE IMPERIAL TURBO. Shell ovate, whorls rounded, smooth, last whorl rather large, ventricose, obscurely angled and sometimes nodose round the upper part; green or rufous green, spirally painted with narrow zones articulated with black and white, interior pearly.

GMELIN, Syst. Nat. p. 3594.

Hab. Eastern Seas.

The next allied species in form to the large *T. marmoratus* and exhibiting a nearly similar style of painting.

Species 7. (Mus. Cuming.)

TURBO ARGYROSTOMA. *Turb. testá ovato-turbinatá, anfractibus subtubulosis, undique spiraliter costatis, costis alternatim majoribus, conspicuè squamatis, squamis apicem versus evanidis, aperturá rotundá; lutescente-albá, fusco pallidè hic illic tinctá, costis superioribus pallidè viridibus, intus argenteá.*

THE SILVER-MOUTH TURBO. Shell ovately turbinated, whorls somewhat tubulous, spirally ribbed throughout, ribs alternately larger, conspicuously scaled, scales becoming obsolete towards the apex, aperture round; yellowish white, palely tinged here and there with brown, upper ribs pale green, interior silvered.

LINNÆUS, Syst. Nat. (12th edit.) p. 1236.


Hab. Island of Annaa, Pacific Ocean; Cuming.

Mainly distinguished by the erect structure of the scales, which profusely cover the ribs and in some instances are inclined backwards.






4



6



5



7

Platte





TURBO.

PLATE III.

Species 8. (Mus. Cuming.)

TURBO VARIABILIS. *Turb. testá ovatá, imperforatá, lævi, subporcellaneá; rufescente-luteo et brunneo variabilè nebulosá et articulatá, intus argenteá.*

THE VARIABLE TURBO. Shell ovate, imperforated, smooth, somewhat porcellanous; variously clouded and articulated with reddish yellow and brown, interior silvered.

Variety β . (Fig. 8 *b*.)

Testa rosaceo-rubra, lineis tenuibus albis, obliquè undulatá.

Shell pinkish-red, obliquely waved with fine white lines.

REEVE, Pro. Zool. Soc., 1842. p. 186.

Hab. Island of Capul, Philippines.

Extremely variable in its style of painting, but always distinguishable from *T. petholatus*, to which it is so nearly allied by the absence of the spiral articulated bands and yellow painting of the lip.

Species 9. (Mus. Cuming.)

TURBO PULCHER. *Turb. testá ovatá, anfractu ultimo sub-amplo, ventricoso; anfractibus spiráliter costatis, costis subdistontibus, liris tribus parvis ad interstitiis, costis lirisque subtilissimè crispato-laminatis; luteo-spadiceá, apicem versus viridescente, lineolis brevibus nigricantibus vultatis ubique pictá, intus margaritaréá.*

THE BEAUTIFUL TURBO. Shell ovate, last whorl rather large, ventricose; whorls spirally ribbed, ribs rather distant, with three small ridges in the interstices, ribs and ridges very finely crisply laminated; yellowish-fawn, greenish towards the apex, everywhere painted with short blackish waved lines, pearly within.

REEVE, Pro. Zool. Soc., 1842. p. 185.

Hab. Turtle Island, North coast of Australia (on the reefs at low water); Dring.

Remarkable for the exquisite crisply laminated character of its sculpture.

Species 10. (Mus. Cuming.)

TURBO CRASSUS. *Turb. testá ovalá, anfractibus supernè concavo-angulatis, ad angulum obtusè carinatis, spiráliter sulcatis, sulcis confertiusculis; lutescente-albí, fusco-nigricante nebulosá et strigatá, apicem versus viridescente, intus argenteá.*

THE THICK TURBO. Shell ovate, whorls concavely angulated round the upper part, obtusely keeled at the

angle, spirally grooved, grooves rather close-set; yellowish-white, clouded and streaked with brownish black, greenish towards the apex, interior silvered.

GRAY, Wood, Index Test. Supp. pl. 6. f. 43.

Hab. Port Essington; Jukes.

Chiefly characterized by the hollow depression of the whorls round the upper part.

Species 11. (Mus. Cuming.)

TURBO RUBICUNDUS. *Turb. testá orbiculari, imperforatá, subdepressá, apice obtusá, anfractibus rotundatis, liris granulatis undiquè spiráliter ornatis, granulis apicem versus gradatim majoribus, columellá medio depressá; rubescente hic illic albipunctatá, intus margaritaréá, pulcherrimè irridescente; operculo testaceo.*

THE RUDDY TURBO. Shell orbicular, imperforated, somewhat depressed, obtuse at the apex, whorls rounded, spirally adorned throughout with granulated ridges, granules gradually larger towards the apex, columella depressed in the middle; reddish, speckled here and there with white, interior pearly, beautifully iridescent; operculum testaceous.

REEVE, Conch. Syst. v. ii pl. 220. f. 11, 12.

Hab. New Zealand; Earl.

Of a ruddy chocolate-red colour, speckled here and there with white, spirally sculptured with delicately beaded ridges, of which the granules become gradually smaller and less defined as the shell advances in growth.

Species 12. (Mus. Cuming.)


TURBO PETHOLATUS. *Turb. testá ovalá, imperforatá, lævigatá, politá, anfractibus supernè depressiusculis; rufescente-spadiceá, fusco-rubente nebulatá, fasciis viridibus aut luteis, nigro vel fusco maculatis, spiráliter pictá, columellá luteá, intus argenteá; operculo testaceo, crasso.*

THE RIBAND-BOUND TURBO. Shell ovate, imperforated, smooth, polished, whorls rather depressed round the upper part; reddish fawn colour, clouded with brown red and spirally painted with green and yellow bands, blotched with black or dark brown, columella yellow, interior silvered; operculum testaceous, thick.

LINNÆUS, Syst. Nat. (12th edit.) p. 1233.

Hab. Island of Burias (on the reefs); Cuming.

This well-known species may always be recognized by its spiral bands of articulated colouring and the yellow painting of the columella.




8. a.




9.




8. b.



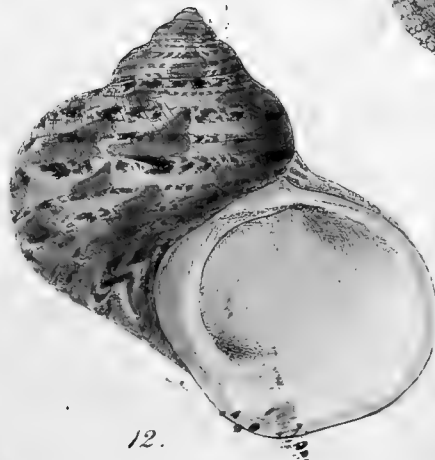
10.



11. a.



11. b.



12.






8. a



8. b



9.




10



11. b.



11 a.



12.

TURBO.

PLATE. IV.

Species 13. (Mus. Cuming.)

TURBO SMARAGDUS. *Turb. testá imperforatá, suborbiculari, anfractibus rotundatis, lævibus, concentricè striatis; cæruleo-viridi, intus argenteá; operculo testaceo, crasso.*

THE EMERALD TURBO. Shell imperforated, nearly orbicular, whorls rounded, smooth, concentrically striated; blueish-green, interior silvered; operculum testaceous, thick.

GMELIN, Syst. Nat. p. 3595.

Turbo helicinus, Born.

Hab. New Zealand.

This shell has very much the form of a *Helix*, as indicated by the name above quoted from Born. It may be as well to mention that the specimen here figured is of rather small size.

Species 14. (Fig. *a* and *b*, Mus. Cuming.)

TURBO SAXOSUS. *Turb. testá imperforatá, ovatá, spiræ suturis subprofundè impressis; anfractibus supernè concavo-declivibus, medio angulatis, transversim obscure liratis, tuberculis juxta suturas coronatis, infra nunc muticis, nunc tuberculis bi-triseriatim armatis, lamini subtilibus, longitudinaliter obliquis, peculiariter exsculptis; viridi allimaculatá, intus argenteá; operculo testaceo, crasso.*

THE STONY TURBO. Shell imperforated, ovate, sutures of the spire rather deeply impressed; whorls concavely slanting round the upper part, angulated in the middle, transversely obscurely ridged, coronated with tubercles next the sutures, beneath either free or armed with two or three tubercles, peculiarly engraved with fine longitudinally oblique laminae; green, blotched with white, interior silvered; operculum testaceous, thick.

Hab. West Columbia; Cuming.

Having observed this species in a private collection, under the name *saxosus* in manuscript, I adopt it, though not a very appropriate one, lest it may have been published and escaped my observation. The rows of tubercles are extremely variable, being even more prominently developed in specimens of smaller growth than is here represented.

Species 15. (Mus. Cuming.)

TURBO SARMATICUS. *Turb. testá imperforatá, suborbiculari, ventricosá, spirá brevissimá, anfractibus lævibus, supernè depressiusculis, infra triseriatim nodatis; aurantio-flavicante nigro et fusco-rubro radiatá et fasciatá, intus margaritaceá, prope marginem intensè nigrá; operculo testaceo, cristato.*

THE RED-BROWN TURBO. Shell imperforated, nearly orbicular, ventricose, spire very short, whorls smooth, rather depressed round the upper part, encircled with three rows of nodules beneath; orange-yellow, radiated and banded with black and red-brown, pearly within, intensely black near the edge; operculum testaceous, tufted.

LINNÆUS, Syst. Nat. (12th edit.) p. 1235.

Hab. Cape of Good Hope.

The operculum of this well-known species is composed of a dense tuft of erect club-shaped particles.

Species 16. (Mus. Cuming.)

TURBO MAGNIFICUS. *Turb. testá imperforatá ovatá, ventricosá, spirá brevi; anfractibus lævibus, obscure subtilissimè liratis, supernè infra suturas leviter canaliculatis; albidá aut viridescente, fusco nigroque profusè variegatá et maculatá, intus margaritaceá; operculo testaceo, crasso.*

THE MAGNIFICENT TURBO. Shell imperforated, ovate, ventricose, spire short; whorls smooth, obscurely very finely ridged, slightly channelled round the upper part beneath the sutures; whitish or pale green, profusely blotched and variegated with black and brown, interior pearly; operculum thick, solid.

JONAS, Philippi, Abbild. und Besch. Conch. *Turbo*.

Hab. Bay of Sechura, Peru (dredged from a depth of fourteen fathoms); Cuming.

A new species, described by Dr. Jonas of Hamburg, of which this is the only specimen I have seen; it is certainly a very characteristic one, and claims especial attention.

Species 17. (Mus. Cuming.)

TURBO LAMINIFERUS. *Turb. testá umbilicatá, ovatá, spiræ*

TURBO.—PLATE IV.

*suturis canaliculatis; anfractibus subtubulosis, spirali-
liter costatis, costis distantibus, et, cum interstitiis, pul-
cherrimè concentricè laminatis, aperturâ rotundâ; vi-
ridi, nigro longitudinaliter undatâ, intus argenteâ.*

THE LAMINIFEROUS TURBO. Shell umbilicated, ovate, sutures of the spire channelled; whorls somewhat tubulous, spirally ribbed, ribs distant and, with the interstices, very beautifully concentrically laminated,

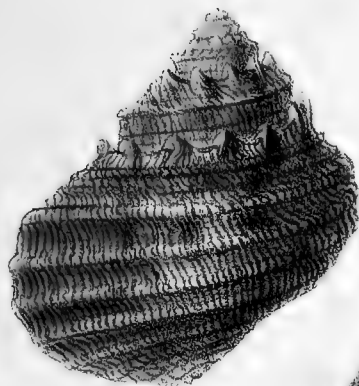
aperture round; green, longitudinally waved with black, interior silver.

Hab. Mouth of Victoria River, New Holland.

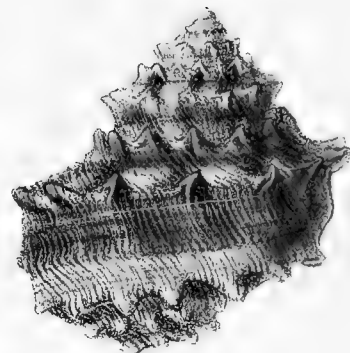
A very beautifully sculptured species, allied to the *T. Ticaonicus*, but perfectly distinguished from it in being of uniformly smaller size, more distinctly and remotely ribbed, and in being concentrically frilled throughout with a close succession of delicate laminæ.




13.



14. a.



14. b.



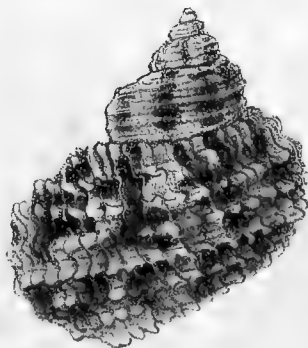
15.



16. a.




16. b.



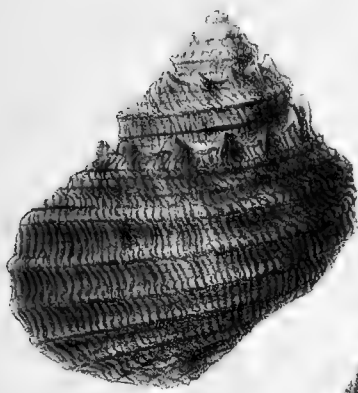
17.








13.



14. a.



14. b.




15.



16. a.



16. b.



17.

A

47

13

14

TURBO.

PLATE V.

Species 18. (Mus. Cuming.)

TURBO TESSELLATUS. *Turb. testá ovatá, imperforatá, anfractibus rotundatis, juxta suturas depressis, deinde obtusè carinatis, carinis superioribus obscurè nodosis; columellá subexcavatá; virescente-albá, anfractuum parte superiore strigis longitudinalibus viridibus, inferiore zonis angustis spiralibus viridi-articulatis nitidè pictá, intus margaritaceá.*

THE TESSELLATED TURBO. Shell ovate, imperforated, whorls rounded, depressed next the sutures, then obtusely keeled, upper keels obscurely nodose; columella slightly excavated; greenish white, upper part of the whorls neatly painted with green longitudinal stripes, lower with narrow spiral green-articulated zones, interior pearly.

KIENER, Icon. coq. viv. pl. 9. f. 2.

Hab. California.

The difference in the style of painting of the upper and lower portions of the whorls presents a singular contrast. It proves not to be the *Cochlea Moltkiana* of Chemnitz, which I have identified with another species.

Species 19. (Mus. Cuming.)

TURBO VERSICOLOR. *Turb. testá orbiculari, subglobosá, conspicuè umbilicatá, spirá brevissimá depressá, anfractibus liris parvis retusis undique spiraliter exsculptis; albidá, liris maculis punctisque viridibus nitidè articulatis, intus argentéa, operculo testaceo, solido.*

THE VARY-COLOURED TURBO. Shell orbicular, subglobose, conspicuously umbilicated, spire short, depressed, whorls spirally sculptured throughout with small blunt ridges; whitish, neatly articulated with green dots and blotches, interior silvered; operculum testaceous, solid.

Hab. Baclayon, Island of Bohol, Philippines; Cuming.

Allied to the *T. porphyrites* in form, but easily distinguished by its ridged sculpture and articulated painting. I separate these species, although the names have been treated as synonyms.

Species 20. (Mus. Cuming.)

TURBO SPENGLERIANUS. *Turb. testá ovatá, imperforatá, spirá exsertiusculá, anfractibus rotundatis, lævibus, regulariter spiraliter sulcatis, juxta suturas peculiariter excavato-depressis; rosaceo-spadiceá, maculis punctisque fusciscentibus nebulosá, intus argentéa.*

SPENGLER'S TURBO. Shell ovate, imperforated, spire rather exserted, whorls rounded, smooth, regularly spirally grooved, peculiarly excavated next the sutures; pinkish fawn-colour, clouded with light brown dots and blotches, interior silvered.

GMELIN, Syst. Nat. p. 3595.

Cochlea Spengleriana, Chemnitz.

Hab. Gulf of Mexico.

Easily distinguished by its pinkish fawn colour, and peculiar excavated channel round the top of the whorls.

Species 21. (Mus. Cuming.)

TURBO SQUAMIGER. *Turb. testá globoso-ovatá, imperforatá, spirá suturis subexcavatis, anfractibus subtimidis, squamis ubique spiraliter armatis, superioribus et inferioribus multo majoribus; viridescente, rufo-fusco punctatá et variegatá, intus argentéa; operculo testaceo, crasso.*

THE SCALY TURBO. Shell globosely ovate, imperforated, sutures of the spire slightly excavated, whorls rather swollen, spirally armed throughout with scales, upper and lower scales much the larger; pale green, dotted and variegated with red-brown, interior silver; operculum testaceous, thick.

REEVE, Pro. Zool. Soc., 1842. p. 186.

Hab. Gallapagos Islands (dredged from a depth of seven fathoms); Cuming.

A very prettily marbled species, distinguished by its scaly sculpture.

Species 22. (Mus. Cuming.)

TURBO CORONATUS. *Turb. testá globosá, spirá depressá, anfractibus obsoletè squamatis, squamarum crassarum grandium seriebus tribus spiraliter armatis, columellá excavatá; albidá, viridi tinctá, intus margaritaceá.*

THE CORONATED TURBO. Shell globose, spire depressed, whorls obsoletely squamate, spirally armed with three rows of large thickened scales or tubercles, columella excavated; whitish, stained with green, pearly within.

GMELIN, Syst. Nat. p. 3594.

Hab. — ?

The scales of this species are all of a thickened stunted growth, assuming the character of tubercles.

Species 23. (Mus. Cuming.)

TURBO TICAO NICUS. *Turb. testá ovatá, vix umbilicatá, anfractibus subventricosis, multicostatis, costis irregularibus hic illic crispato-laminatis; viridescente, strigis latis nigris undatis conspicuè pictá, intus argentéa.*

THE TICAO TURBO. Shell ovate, scarcely umbilicated, whorls somewhat ventricose, many-ribbed, ribs irregular, here and there crisply laminated; greenish, conspicuously painted with broad waved black stripes, interior silvered.

REEVE, Pro. Zool. Soc., 1842. p. 185.


Hab. Island of Ticao, Philippines (on the reefs); Cuming.

The surface of this species is crisply laminated; but, unlike the *T. pulcher*, it is extremely irregular and uneven.






18.



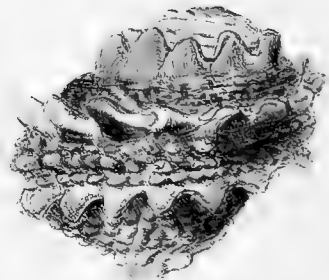
19. b.



19. a.




20.



22.




21.



23.







18.



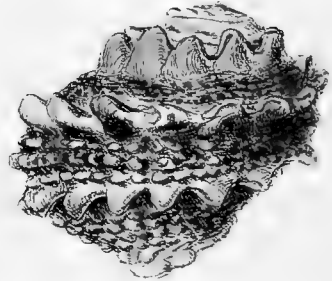
19. b.




19. a.



20.



22.



21.



23.

TURBO.

PLATE VI.

Species 24. (Mus. Cuming.)

TURBO PICA. *Turb. testá orbiculari-conoideá, crassá, ponderosá, latissimè et profundè umbilicatá, anfractibus lævibus, supernè vix depressis; intensè nigrá, maculis albis undatis strigatá, basi albá, intus margaritaceá; operculo corneo, tenui, spiraliter lineari-sulcato.*

THE MAGPIE TURBO. Shell orbicularly conoid, thick, ponderous, very broadly and deeply umbilicated, whorls smooth, slightly depressed round the upper part; intensely black, streaked with white waved blotches, white at the base, pearly within; operculum horny, thin, spirally linear-grooved.

LINNÆUS, Syst. Nat. (12th edit.) p. 1235.

Hab. Trinidad (on mud banks in rocky places); J. Cuming.

This well-known species is chiefly remarkable from the circumstance of its having a thin horny operculum, on which account it is referred by some authors to the genus *Trochus*. In form it may be said to be intermediate between the two genera, having more particular affinity with the *Turbo Norrisii*, which has been described as a new genus under the name *Trochiscus*.

Species 25. (Mus. Cuming.)

TURBO RUGOSUS. *Turb. testá orbiculari-conoideá, imperforatá, anfractibus spiraliter scabroso-striatis, supernè plicis prominentibus coronatis, deinde carinatis, carinâ noduliferá, aut planè squamatá, squamis mucronatis; sordidè cæruleo-viridescente, intus argenteá, labro columellari conspicuè aurantio-rubente; operculo crasso.*

THE ROUGH TURBO. Shell orbicularly conoid, imperforated, whorls spirally scabrously striated, coronated with prominent folds, then keeled, the keel being noduliferous or flatly scaled, scales sharp-pointed; dull bluish green, interior silvered, columellar lip conspicuously orange-red; operculum thick.

LINNÆUS, Syst. Nat. (12th edit.) p. 1234.

Hab. Mediterranean; Philippi.

This species may easily be recognized by the deep orange-red colouring of its widely expanded columellar lip; the same colour is also imparted to the operculum.

Species 26. (Mus. Cuming.)

TURBO TORQUATUS. *Turb. testá orbiculari, depressiusculá, latè et profundè umbilicatá, anfractibus spiraliter liratis, longitudinaliter creberrimè lamellatá, supernè apicem versus peculiariter plano-excavatis, deinde nodulatis, fossá ætate labrum versus evanidá; olivaceá et viridescente; operculo testaceo, circulariter sulcato.*


THE COLLARED TURBO. Shell orbicular, rather depressed, widely and deeply umbilicated, whorls spirally ridged, longitudinally very closely lamellated, peculiarly flatly excavated round the upper part towards the apex; then noded, the excavated trench disappearing towards the lip with age; olive and greenish; operculum testaceous circularly grooved.

GMELIN, Syst. Nat. p. 3597.

Var. *sulcata.* *Turbo lamellosus*, Broderip.


Hab. Isle of Buâche, West Coast of New Holland; Scott. New Zealand; Earl.

A careful observation of this species has convinced me that the circular trench which is so strongly developed in some varieties, and by which Mr. Broderip characterized his *T. lamellosus* (Zool. Journ. vol. v. p. 331. supp. plate xlv. f. 2.), varies with circumstances. In the most purely convex state of *T. torquatus* there is some faint indication of this grooved structure about the apex, and it is a universal law in the growth of spiral shells, especially in individuals of the genus under consideration, that sculpture, however precise and forcibly developed in the first few whorls, becomes gradually fainter and more diffuse towards maturity.





24.



25. a.




26.



25. b.



24.




25. a.



26.



25. b.



TURBO.

PLATE VII.

Species 27. (Mus. Saul.)

TURBO CANALICULATUS. *Turb. testā ovatā, imperforatā, spirā subelatā, anfractibus spirālīter sulcatis, supernè declivibus, liris spirālībūs depressiusculis, unā centrali, in anfractu ultimo duabus, vel partem inferiorem versus tribus, prominentibus, omnibus obliquè striatis; aperturae fauce sulcato, viridi vividè variegatā et nebulatā, nigricante alboque hic illic marmoratā, intus argenteā.*

THE CHANNELLED TURBO. Shell ovate, imperforated, spire somewhat raised, whorls spirally grooved, slanting round the upper part, spiral grooves rather depressed, one central, in the last whorl two, and towards the lower part three, more prominent than the rest, all obliquely striated, interior of the aperture grooved; brightly variegated and clouded with green, marbled here and there with black and white, interior silvered.

GMELIN, Syst. Nat. p. 3594.

Hab. — ?

An excellent species which requires careful observation on account of its rarity and peculiar resemblance to the equally rare *Turbo crassus*. Like that species the last whorl presents two ridges more prominently developed than the rest and distinguished by a very similar style of marking; they will, however, be found to differ in their convexity and general character throughout. In the *T. canaliculatus* the ridges are more elevated and obliquely striated across, the colouring is of another character, and the interior of *T. crassus* is not grooved, as in this species.

For the specimen here figured I am indebted to the collection of Miss Saul.

Species 28. (Mus. Cuming.)

TURBO CHRYSOSTOMA. *Turb. testā ovatā, imperforatā, anfractibus supernè angulatis, undique spirālīter subtiliter costatis, costis interdum minutissimè et creberrimè squamatis, squamis ad angulum et infra prominentioribus interdum peramplis; lutescente, castaneo plus minusve tinctā et marmoratā, intus aureo-margaritaceā.*

THE GOLDEN-MOUTH TURBO. Shell ovate, imperforated, whorls angulated round the upper part, spirally ribbed throughout, ribs sometimes very minutely and closely scaled, scales at the angle and beneath more prominent, sometimes very large; yellowish, more or less stained or marbled with chesnut brown, interior golden pearl.

LINNÆUS, Syst. Nat. (12th edit.) p. 1237.

Hab. Santa Cruz, Island of Luzon, Philippines; Cuming.

There appear to be two very distinct varieties of this well-known and abundant species, one of larger size in which the spiral ribs are more prominent and all distinctly minutely scaled, whilst the larger scales upon the angle are in some measure obsolete. In the smaller variety this condition of the sculpture is reversed, the ribs being very small and only marked by fine ripples of laminæ, whilst the scales on the angle are of a large tubercular structure.

Species 29. (Mus. Cuming.)

TURBO MARGARITACEUS. *Turb. testā ovatā, umbilicatā, anfractibus supernè concavis, spirālīter costatis, costis rotundatis, distantibus, interstitiis profundè excavatis, lirā parvā crenatā interveniente; lutescente, castaneo maculatā et variegatā, intus argenteā.*

THE PEARLY TURBO. Shell ovate, umbilicated, whorls concave round the upper part, spirally ribbed, ribs rounded, distant, interstices deeply excavated, with a small beaded ridge intervening; yellowish, spotted and variegated with chesnut brown, interior silvered.

LINNÆUS, Syst. Nat. (12th edit.) p. 1236.

Hab. Eastern Seas.

The ribs of this species are rather distant with the interstices between them characterized by the presence of a minute beaded ridge which becomes gradually obsolete towards the apex.

Species 30. (Mus. Cuming.)

TURBO SPARVERIUS. *Turb. testā ovatā, imperforatā, sub-ventricosā; anfractibus supernè vix declivibus spirālīter lineari-sulcatis, costis intermediis plano-convexis, mediano cæteris prominentiore; fusciscente-albā, nigricante-fusco peculiariter tessellatā et maculatā, intus argenteā.*

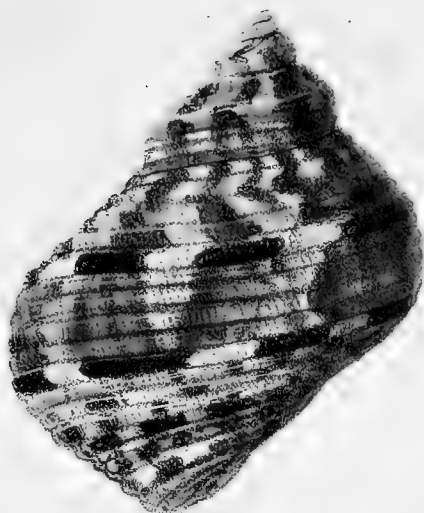
THE SPARROW-HAWK TURBO. Shell ovate, imperforated, slightly ventricose, whorls little slanting round the upper part, spirally linear-grooved, intermediate ribs flatly convex, the middle one more prominent than the rest; brownish white, peculiarly tessellated and spotted with blackish brown, interior silvered.

GMELIN, Syst. Nat. p. 3594.

Hab. Isle of Luzon, Philippines; Cuming.

This species which is one of very rare occurrence is somewhat intermediate in character between the *T. setosus* and *crassus*, though sufficiently distinguished from the former by the depression and closer proximity of the ribs. The most characteristic feature of the species is, perhaps, to be found in its very peculiar dull brown tone and style of colouring.

attem



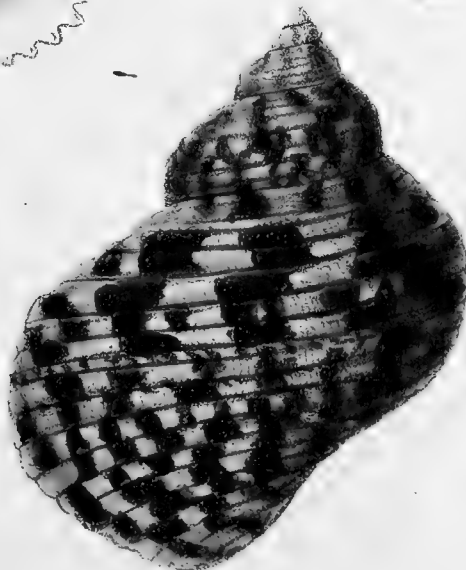
27.



28.



29.




30.





27.



28.



29.



30.



TURBO.

PLATE VIII.

Species 31. (Mus. Cuming.)

TURBO RADIATUS. *Turb. testā ovato-turbinatā, umbilicatā, subtubulosā, anfractibus rotundatis, spiraliter liratis, liris obtusis, nunc angustis, minutis, nunc grandibus, latiusculis, interstitiis obliquè striatis; luteā aut virescente, castaneo-fusco supernè conspicuè radiatā, basin versus spiraliter articulatā.*

THE RAYED TURBO. Shell ovately turbinated, umbilicated, somewhat tubulous, whorls rounded, spirally ridged, ridges obtuse, here narrow and minute, there large and rather broad, the interstices being obliquely striated; yellowish or greenish, conspicuously rayed at the upper part with chesnut brown, and spirally articulated at the lower.

GMELIN, Syst. Nat. p. 3594.

Hab. — ?

This species may be recognized by its tubular growth and dark colouring, the brown being disposed in marked broad rays from the sutures; the figure in Chemnitz, quoted by Lamarek for the illustration, of this species, is quite a distinct thing, for which see Sp. 36.

Species 32. (Mus. Cuming.)

TURBO HISTRIO. *Turb. testā subglobosā, tumidā, imperforatā, spiræ suturis excavato-caniculatis, spiraliter liratis, liris subtilissimè laminiferis, squamatis, squamis fortibus, erectis; niveā, aurantio-ferrugineo latiradiatā, intus argenteā.*

THE HARLEQUIN TURBO. Shell somewhat globose, swollen, imperforated, sutures of the spire excavately channelled, spirally ridged, ridges very finely laminiferous, squamate, scales strong, erect; snowy white, broadly rayed with orange-rust colour, interior silvered.

Hab. — ?

A shell of ventricose growth, strongly scaled, whilst the entire surface is very minutely laminated.

Species 33. (Mus. Cuming.)

TURBO JAPONICUS. For description see next Plate, Fig. 33 b.

Species 34. (Mus. nobis.)

TURBO FLUCTUATUS. *Turb. testā transversè ovatā, crassiusculā, subventricosā, imperforatā; anfractibus levibus,*

supernè rudè angulatis, ad angulum obsolete nodosis, infra liris plano-obtusis, hic illic ferè evanidis, cingulatis; columellā concavā; olivaceā, lineis niveis viridimbratis, acutè undatis, conspicuè longitudinaliter pictā, intus argenteā; operculo testaceo, spiraliter sulcato, medio subtilissimè granuloso, marginem versus multiserrato.

THE WAVED TURBO. Shell transversely ovate, rather thick, somewhat ventricose, imperforated; whorls smooth, rudely angled round the upper part, obsolete nodose at the angle, encircled below with flatly obtuse ridges, here and there faintly developed; columella concave; olive, painted longitudinally with conspicuous, zig-zag, white lines, shadowed with dark green, interior silvered; operculum testaceous, spirally grooved, very finely granulated in the middle, minutely serrated towards the edge.

Hab. Punta, St. Elena, West Columbia; Cuming.

An extremely interesting species, which, though of rare occurrence, has long been known to me by the above name; from whom it received that appellation, which is a very characteristic one, I cannot, however, learn. It is a shell of solid growth, somewhat rudely noded, and obscurely flatly ridged. The ground colour is that of a livid olive, very conspicuously marked with numerous zig-zag lightning-like streaks of bright body-white, shaded with dark green.

The operculum is remarkable; testaceous and strongly spirally grooved, the innermost groove is broadly excavated, and the central mass is solid and minutely granulated, whilst the portion without the broad groove is arranged in numerous concentric, finely serrated laminae.

For a variety of this species, in which the zig-zag streaks are broken up into small ripple-like waves, see Plate XI. Fig. 3 c.

Species 35. (Mus. Cuming.)

TURBO SPECIOSUS. *Turb. testā ovatā, vix umbilicatā, spirā subelatā, anfractibus rotundatis, liris pulcherrimè creberrimè squamatis undique cingulatis; lutescente, liris hic illic viridè viridibus, intus argenteā.*

THE BEAUTIFUL TURBO. Shell ovate, scarcely umbilicated, spire somewhat raised; whorls rounded, encircled throughout with very beautifully closely scaled ridges;

yellowish, ridges here and there bright green, interior silver.

Hab. New Holland; Dring.

This beautiful new species is remarkable for the delicacy and singularity of its painting, the spiral rows of scales showing each a fine narrow bright green band upon a pale orange-yellow ground, faintly stained with brown.

Species 36. (Mus. Cuming.)

TURBO CHEMNITZIANUS. *Turb. testá ovatá, imperforatá, anfractibus subangulatis, liris parvis, squamarum seriebus cingulatis, interstitiis minutissimè laminiferis; albidá, strigis parvis fuscescentibus obliquè undatá, intus argenteá.*

CHEMNITZ'S TURBO. Shell ovate, imperforated, whorls slightly angular, encircled with small ridges and rows of scales, interstices very minutely laminiferous; whitish, obliquely waved with small, light brown streaks, interior silvered.

Argyrostomus maris rubri, Chemnitz, Conch. Cab. vol. v. p. 199. pl. 180. f. 1788-9.

Hab. Red Sea; Forshael, fide Cuming.

This species does not appear to have been identified by any author since its publication in the Conchylien Cabinet in the year 1781. Chemnitz's admirable figure of it was referred to by Lamarek for the *T. radiatus*, but it will be found to differ very materially from that species. It is a larger shell, not imperforated, and of lighter growth, whilst

the last whorl is more ventricose and has a somewhat angular appearance from its being encircled with three ridges of scales. The colouring is peculiar; the ground is a soft greyish cream colour, the pattern consisting of delicate brown zigzag streaks darting from the sutures.

The locality which Mr. Cuming has on good authority with this interesting shell, agrees precisely with that recorded by Chemnitz.

Species 37. (Mus. Saul.)

TURBO SETOSUS. *Turb. testá ovatá, imperforatá, anfractu ultimo ventricosissimo, anfractibus undique spiraliter costatis, costis rotundis, regularibus, interstitiis excavatis, aperturá amplá, basi effusá, fauce sulcatá; albidá, viridi et fusco-viridi tessellatá, intus argenteá; operculo testaceo, crasso.*

THE ROUGH TURBO. Shell ovate, imperforated, last whorl very ventricose; whorls spirally ribbed throughout, ribs round, regular, interstices excavated, aperture large, effused at the base, interior grooved; whitish, tessellated with green and brown-green, interior silvered; operculum testaceous, thick.


GMELIN, Syst. Nat. p. 3594.

Hab. Lord Hood's Island, Pacific Ocean (on the reefs); Cuming.

This species is amply distinguished from any other of the genus by its deeply carved spiral ribs, whilst the aperture is large and peculiarly effused at the base.




31.



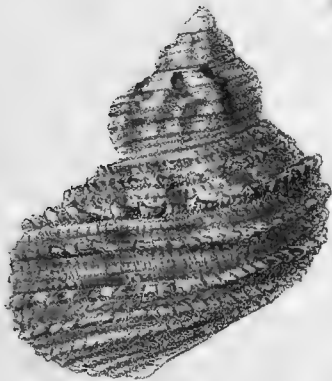
32.



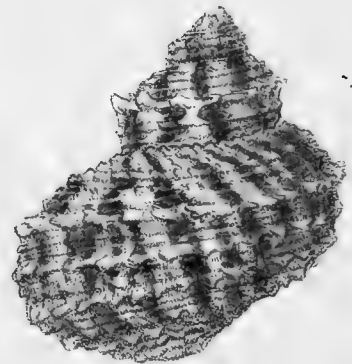
33.




34.



35.




36.




37.






31.



32.



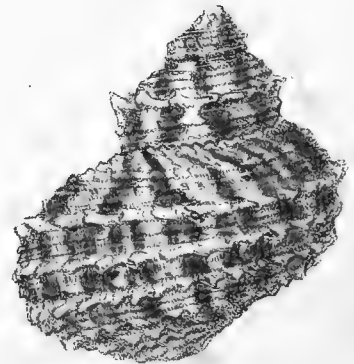
33.



34.



35.



36.



37.



TURBO.

PLATE IX.

Species 38. (Mus. Cuming.)

TURBO CRENULATUS. *Turb. testā ovatā, imperforatā, spiræ suturis excavatis, anfractibus nodulis papillois obtectis, convexis, aut medio subangulatis et liratis, liris plerumque squamosis, squamis superioribus prominentibus; albā aut virescente-albā, aurantio-rufo, spadiceo viridive radiatā, intus argenteā; operculo testaceo, crasso.*

THE CRENULATED TURBO. Shell ovate, imperforated, sutures of the spire excavated, whorls covered with papillose nodules, convex or slightly angulated in the middle and ridged, ridges generally squamose, the upper scales being prominent and erect; white or pale greenish white, rayed with fawn colour, orange or green, interior silvered; operculum thick, testaceous.

Gmelin, Syst. Nat. p. 3575.

Hab. West Indies.

An extremely variable species of which two further varieties are represented at Pl. X. Fig. 42., and Pl. XI. Fig. 50. The entire shell is covered with small papillose nodules, the centre of the whorls being sometimes smooth, but mostly adorned with numerous sharp erect scales. In colour the *T. crenulatus* varies from a bright green to a light fawn and orange, and I have every reason to believe that the *T. castaneus*, Gmelin (*T. hippocastanum*, Lamarck) is a worn specimen of an orange-chesnut variety of this species.

Species 39. (Fig. 39. Mus. Taylor, and Fig. 41. Mus. Saul.)

TURBO ARTICULATUS *Turb. testā ovatā, vix umbilicatā, spirā acuminatā, anfractibus subtubulosis, spiraliter obtusè costatis, costis irregularibus, longitudinaliter creberrimè serrato-striatis; viridi purpureo-nigricante marmoratā et variegatā, intus argenteā.*

THE ARTICULATED TURBO. Shell ovate, slightly umbilicated, spire acuminated, whorls somewhat tubular, spirally obtusely ribbed, ribs irregular, longitudinally very closely serrately striated; green, marbled and variegated with purple-black, interior silvered.

Hab. — ?

Allied to the *T. radiatus* in form, but peculiar in its articulated style of painting.

Fig. 3. c. (Mus. Taylor.)

TURBO FLUCTUATUS. An interesting variety of the species described under this name in the preceding plate in which the waves are broken up into small ripples.

Species 33. (Pl. VIII. Fig. 33. and Pl. IX.

Fig. 33 b. Mus. Cuming.)

TURBO JAPONICUS. *Turb. testā ovatā, imperforatā, tenuiculā, subinflatā, anfractibus lævibus, spiraliter costatis, costis nunc prominentibus, regularibus, nunc planiusculis, valdè irregularibus; spadiceo-luteā, rufo varietinctā et maculatā, intus argenteā.*

THE JAPAN TURBO. Shell ovate, imperforated, rather thin, somewhat inflated, whorls smooth, spirally ribbed, ribs sometimes prominent and regular, sometimes rather flattened and very irregular; fawn yellow, variously stained and blotched with red, interior silvered.

Hab. Japan; Siebold.

Like most shells from the Japanese Islands, this is of very peculiar character, and quite different from any of the tropical species of the genus.

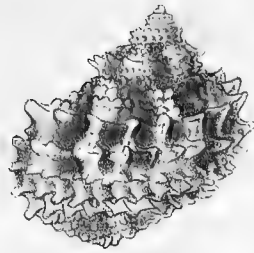
Species 40. (Mus. Cuming.)

TURBO MILITARIS. *Turb. testā ovatā, imperforatā, tenuiculā, subventricosā, anfractibus lævibus, supernè declivibus; rufescente-albidā, maculis lineisque rufis nitidè pictā; columellæ margine livido-cinereo, intus argentea.*

THE MILITARY TURBO. Shell ovate, imperforated, rather thin, somewhat ventricose, whorls smooth, slanting round the upper part; reddish-white, neatly painted with red lines and blotches; edge of the columella livid ash-colour, interior silvered.

Hab. Isle of Annaa, (on the reefs); Cuming.

An interesting species of rather light growth exhibiting a very distinct and characteristic style of painting.




38.




39. a.



39. b.



3. c




33. b.

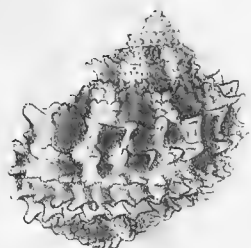


41.



40.







38.




39. a.



39. b.



3. c



33. b.



40.



41



TURBO.

PLATE X.

Fig. 42. (Mus. Saul.)

TURBO CRENULATUS var. β . *Turb. testā ovato-turbinatā, imperforatā, spirā suturis canaliculatis, anfractibus supernè concavo-angulatis, spiraliter nodulosis, medio squamarum liris tribus aut pluribus cingulatā, squamis ad angulum prominentioribus erectis; albido spadiceoque nitidè radiatā et nebulatā, intus argentēa.*

THE CRENULATED TURBO. Shell ovately turbinated, imperforated, sutures of the spire channelled, whorls concavely angled round the upper part, spirally nodulous, encircled round the middle with three or more ridges of scales, the scales on the angle being more prominent and erect; neatly rayed and clouded with white and fawn colour.

Hab. — ?

A most elegant and delicately sculptured variety, rayed and tessellated with a peculiar fawn colour, of the *T. crenulatus* described in the preceding plate, Sp. 38.

Species 43. (Fig. 43 and 44. Mus. Cuming.)

TURBO NIVOSUS. *Turb. testā oblongo-turbinatā, imperforatā, spirā subexsertā, anfractibus spiraliter liratis, liris obtusis, irregularibus, duabus prominentibus subsquamosis; vividè virescente, fusco hic illic maculatā, liris prominentibus et inferioribus fusco niveoque articulatis, intus argentēa.*

THE SNOWY TURBO. Shell oblong-turbinated, imperforated, spire somewhat exserted, whorls spirally ridged, ridges obtuse, irregular, two prominent and slightly scaly; bright green, spotted here and there with brown, the prominent and lower ridges articulated with brown and snowy white, interior silvered.

Hab. Philippine Islands; Cuming.

A prettily painted species, not apparently described before.

Species 45. (Mus. Cuming.)

TURBO TUMIDULUS. *Turb. testā ovatā, imperforatā, spirā subacuminatā, anfractu ultimo amplo, tumidiusculo; anfractibus undique spiraliter liratis, liris angustis, confertis, valdè irregularibus, obliquè serratis; lutescente, intensè castaneo nebulatā.*

THE SWOLLEN TURBO. Shell ovate, imperforated, spire somewhat acuminated, last whorl large and swollen: whorls spirally ridged throughout, ridges narrow, close set, very irregular, obliquely serrated; yellowish, clouded with deep chesnut.

Hab. — ?

This species merges into the *T. spinosus*, but is very remotely connected with it.

Species 46. (Mus. Taylor.)

TURBO CIRCULARIS. *Turb. testā suborbiculari, imperforatā, spirā breviusculā, anfractibus supernè depressis, liris obtusè nodiferis, alternatim majoribus, cingulatis; rosaceo-fusco alboque marmoratā, columellā plano-concavā, albā, intus margaritaceā.*

THE CIRCULAR TURBO. Shell somewhat orbicular, imperforated, spire rather short, whorls depressed round the upper part, encircled with obtusely nodiferous ridges, alternately larger; pinkish brown, marbled with white, columella flatly concave, white, interior pearly.

Hab. — ?

Very nearly allied in form and general aspect to the first species of this monograph, *T. Natalensis*, but readily distinguished on comparison.

Species 47. (Mus. Cuming.)

TURBO SPINOSUS. *Turb. pyramidali-turbinatā, imperforatā, spirā suturis subrudis, anfractibus convexis, minutè obtusè liratis, liris subtilissimè obliquè striatis, hic illic conspicuè seriatim squamatis, squamis erectis, muricatis; luteo et virescente, castaneo plus minusve tinctā et punctatā, intus argentēa.*


THE SPINY TURBO. Shell pyramidally turbinated, imperforated, sutures of the spire somewhat rude, whorls convex, minutely obtusely ridged, ridges very finely obliquely striated, here and there conspicuously scaled, scales in rows, erect, prickly; yellowish and greenish, more or less faintly dotted and stained with chesnut, interior silvered.

The spiny Silvermouth, Chemnitz, Conch. Cab. vol. v. p. 204. pl. 181. f. 1797.


Turbo tuberculosa, Quoy, Kiener.

Hab. Nicobar Island.


An extremely variable species, which ought in courtesy to be designated by the name applied to it so many years since by Chemnitz; it would, however, be difficult to identify were it not that Mr. Cuming possesses a specimen agreeing precisely with the figure in the Conchylien Cabinet, and of which I have thought it necessary to give a representation at Pl. XIII.



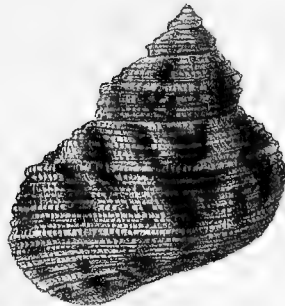
43.




42.



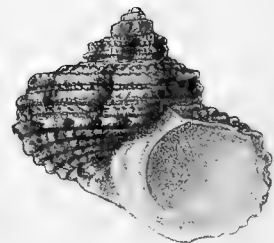
44.




45.




46. a.



46. b.




47.




42.




43.



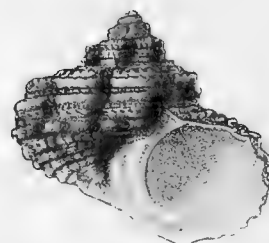
44.



45.



46. a



46. b.



47.

$$\begin{array}{r} 10 \\ 24 - 14 \\ \hline 10 - 14 \end{array}$$

$$\begin{array}{r} 4 - 11 \\ 5 - 1 \\ 6 \\ 5 \\ 1 \frac{1}{2} \\ \hline 13 - 9 \frac{1}{2} \end{array}$$

$$14 - 1 \frac{1}{2} =$$

TURBO.

PLATE XI.

Species 48. (Mus. Cuming.)

TURBO NICOBARICUS. *Turb. testā subglobosā, solidiusculā, imperforatā, spirā brevissimā, obtusā; anfractibus supernè subobscurè depresso-canaliculatis, undique lævibus; spadiceo-albicante, reticulā minutā maculisque grandibus sanguineis ornatā, aperturā intensè rufo-aurantiā; operculo corneo.*

THE NICOBAR TURBO. Shell somewhat globose, rather solid, imperforated, spire rather short, obtuse; whorls somewhat obscurely depressly channelled round the upper part, smooth throughout; fawn-white, ornamented with large deep blood spots and a very minute net-work of the same colour, aperture intensely reddish orange; operculum horny.

GMELIN, Syst. Nat. p. 3596.

Helix paradoxa, Born.

Hab. Island of Ticao, Philippines; Cuming.

Peculiarly distinguished by its obtuse, solid growth and forcible display of colour, consisting of large, scattered, blood-red blotches, and deep golden-orange aperture.

Species 49. (Mus. Metcalfe.)

TURBO NIGER. *Turb. testā subglobosā, solidiusculā, Littorinæformi, spiraliter creberrimè sulcatā; purpureo-nigrā, intus argenteā.*

THE BLACK TURBO. Shell somewhat globose, rather solid, Littorina-shaped, spirally very closely grooved; purple black, interior silver.

GRAY, Beechey's Voyage, p. 143. pl. 36. f. 1.

Hab. Valparaiso (under stones at low water); Cuming.

A solid, purple-black species, approximating somewhat in form to *Littorina vulgaris*, the common Periwinkle of our shores. It has a bright silvered interior.

Fig. 50. (Mus. Cuming.)

TURBO CRENULATUS, var. γ . *Turb. testā ovatā, imperforatā, spiræ suturis canaliculatis; anfractibus rotundatis, undique spiraliter eximie nodoso-liratis, quarum tribus centralibus subprominentioribus; virescente-albā, viridinitidè radiatā et marmoratā, intus argenteā.*

THE CRENULATED TURBO, var. γ . Shell ovate, imperforated, sutures of the spire channelled; whorls

rounded, spirally delicately nodosely ridged throughout, the three central ribs being rather more prominent; greenish-white, neatly rayed and marbled with light green, interior silvered.

Hab. — ?

This extremely delicate species described at Plate IX., merges into the *T. castaneus*, of Gmelin and Lamarck in a manner which does not admit of their being separated.

Species 51. (Mus. Taylor.)

TURBO CIDARIS. *Turb. testā suborbiculari, vix imperforatā, anfractibus rotundatis, lævibus; supernè rufo-fuscescente, maculis albidis peculiariter radiatis, infra zonulis angustis, rufo-articulatis cingulatā, intus margaritacē; operculo testaceo, crasso.*

THE TURBAN TURBO. Shell somewhat orbicular, slightly imperforated, whorls rounded, smooth; reddish brown round the upper part, peculiarly rayed with whitish spots, encircled beneath with narrow, red-articulated, little zones, interior pearly; operculum testaceous, thick.

GMELIN, Syst. Nat. p. 3596.

Hab. — ?

This pretty species exhibits a great peculiarity in its display of colouring, the upper portion of the whorls being always more or less distinctly rayed from the sutures with pale irregular blotches.

Species 52. (Mus. Cuming.)

TURBO PORCATUS. *Turb. testā orbiculari, spirā depressiusculā, suturis excavatis, subtus concavā, profundè umbilicatā, anfractibus fortiter spiraliter costatis, costis rotundatis, lirā minutā interveniente; viridi, rufo-olivaceo nitidè marmoratā, intus argenteā.*

THE RIBBED TURBO. Shell orbicular, spire somewhat depressed, sutures excavated, concave beneath, deeply umbilicated; whorls rounded, with a minute ridge coming between; green, neatly marbled with reddish-olive, interior silvered.

Hab. Point Swan, North Australia; Dring.

Allied in form to the *T. versicolor* and *porphyrites*, from both of which species it is sufficiently distinguished by its strongly ribbed growth.

Species 53. (Mus. Saul.)

TURBO PORPHYRITES. *Turb. testá globosá, subdepressá, solidiusculá lævigatá, aut obsoletè minutè sulcatá, profundè umbilicatá; virescente, olivaceo nebulosá et minutè articulatá, fasciá angustá lutescente medio cingulatá, apice roseo, aperturae fauce argenteá.*

THE PORPHYRY TURBO. Shell globose, somewhat depressed, rather solid, smooth, or obsoletely minutely grooved, deeply umbilicated; greenish, clouded and minutely articulated with olive-green, and encircled round the middle with a yellowish band, interior of the aperture silvered.

GMELIN, Syst. Nat. p. 3602.

Hab. — ?

Distinguished by its smooth, polished exterior, and minute articulated painting.

Species 54. (Mus. Taylor).

TURBO NORRISII. *Turb. testá depresso-orbiculari, lævigatá, Rotellæformi, subtus convexiusculá profundè et ampliter umbilicatá; rufescente-castaneá, umbilicorum margine nigro, intus margaritaceá; operculo corneo.*

NORRIS'S TURBO. Shell depressly orbicular, smooth, Rotella-shaped, rather concave beneath, largely and deeply umbilicated; reddish chesnut, margin of the umbilicus jet black; operculum horny.

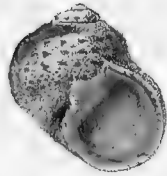
Trochiscus Norrisii, Sowerby, Mag. Nat. Hist. 2nd. Series. Zool. Beechey's Voyage, pl. 34. f. 14.

Turbo Rotellæformis, Jay.


Hab. — ?

This remarkable species, which has been not unaptly regarded by Mr. Sowerby as the type of a new genus, approaches the form of *T. versicolor*, whilst it has almost the depressed growth of a *Rotella*.


part 5



48.




49.



50.



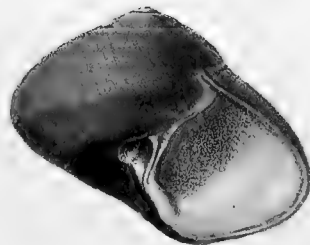
51.



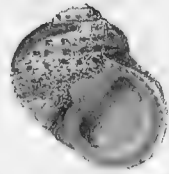
52.



53.




54.




48.



49.




50.



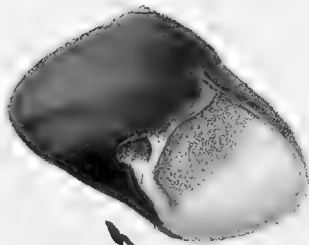
51.



52.



53.



54.



TURBO.

PLATE XII.

Species 54. (Mus. Metcalfe.)

TURBO MURREUS. *Turb. testā minutā, suborbiculari, vix umbilicatā, laevigatā, politā; albā, roseo nitidē maculatā.*

THE PORCELAIN TURBO. Shell minute, somewhat orbicular, slightly umbilicated, smooth, polished; white, neatly blotched with pale rose.

Hab. — ?

A minute delicately coloured porcelain shell.

Species 55. (Mus. Metcalfe.)

TURBO SANGUINEUS. *Turb. testā parvā, subglobosā, umbilicatā, spiraliter sulcatā; albā, maculis sanguineis interruptis cingulatā.*

THE BLOOD-STAINED TURBO. Shell small, somewhat globose, umbilicated, spirally grooved; white, encircled with blood-red interrupted spots.

LINNÆUS, Syst. Nat., 12th edit. p. 1235.

Globulus roseus, Chemnitz.

Turbo coccineus, Deshayes.

Hab. Mediterranean.

I am not quite sure that this is the *T. sanguineus* of Linnæus, but have every reason to believe it is.

Species 56. (Mus. Metcalfe.)

TURBO CORALLINUS. *Turb. testā parvā, suborbiculari-ovatā, imperforatā, conspicuē spiraliter sulcatā; roseo-purpureā, intus margaritaceā.*

THE CORAL TURBO. Shell small, somewhat orbicularly ovate, imperforated, conspicuously spirally grooved; rose-purple, pearly within.

Hab. — ?

Another interesting small species, of a dull livid rose-purple hue, strongly spirally grooved.

Species 57. (Mus. Cuming.)

TURBO MARGINATUS. *Turb. testā ovatā, solidiusculā, imperforatā, spiraliter striatā, subsulcatā, aperturā parvā; albidā, livido-olivaceo tinctā et maculatā.*

THE MARGINED TURBO. Shell ovate, rather solid, imperforated, spirally striated, slightly grooved, aper-

ture small; whitish, stained and blotched with livid-olive.

NUTTALL, MSS.

Hab. Upper California.

A solid shell with a peculiarly contracted aperture; externally it is white, with large livid olive blotches here and there, having the appearance of so many bruises.

Species 58. (Mus. Taylor.)

TURBO TROCHOIDES. *Turb. testā subpyramidal-ovatā, perforatā; anfractibus spiraliter sulcatis, supernè concavis, deinde obsolete nodosis; luteo-albicante, olivaceo radiatim maculatā, lineolis minutissimis aurantio-fuscis obliquè reticulatis.*

THE TROCHOID TURBO. Shell somewhat pyramidally ovate, perforated; whorls spirally grooved, concave round the upper part, then obsolete nodose; yellowish-white, radiately blotched with olive and obliquely reticulated with very minute orange-brown lines.

Hab. — ?

A species of peculiar sculpture and marking, partaking very much of the generic character of *Trochus*.

Species 59. (Mus. Belcher.)

TURBO PUSTULATUS. *Turb. testā ovatā, subventricosā, imperforatā, nodis grandibus papillois undique notatā, aperturæ fauce argentēā; albidā, olivaceo-fusco luteoque maculatā.*

THE BLISTERED TURBO. Shell ovate, somewhat ventricose, imperforated, marked throughout with large papillose nodules, interior of the aperture silvered; whitish, blotched with yellow and olive-brown

Hab. — ?

An interesting species covered with swollen nodules, collected by Sir Edward Belcher during the voyage of the Sulphur.

Species 60. (Mus. Cuming.)

TURBO TURSICUS. *Turb. testā subpyramidal-ovatā, imperforatā, spiræ suturis excavatis, anfractibus spiraliter squamato-liratis, supernè declivibus, acutè angulatis.*

April, 1848.

ad angulum erecto-squamatis, aperturâ parvâ; lutescente, coccineo-rufo pulcherrimè radiatâ.

THE MOSQUE TURBO. Shell somewhat pyramidally ovate, imperforated, sutures of the spire excavated, whorls spirally squamately ridged, slanting round the upper part, sharply angled, erectly squamate at the angle, aperture small; yellowish, beautifully rayed with scarlet red.

Hab. Philippine Islands; Cuming.

A prettily painted species, encircled by a diadem of erect scales.

Species 61. (Mus. Taylor.)

TURBO PYROPUS. *Turb. testâ subdepresso-ovatâ, imperforatâ, spiræ suturis simplicibus, anfractibus levibus striisve spiraliter cingulatis; albidâ, striis vividè rubris, intus argenteâ.*

THE RUBY TURBO. Shell somewhat depressly ovate, imperforated, sutures of the spire simple, whorls smooth, spirally encircled with striæ; whitish, lines bright red, interior silvered.

Hab. — ?

Of a deep blood-red colour, with the margins of the aperture united beyond the columella.

Species 62. (Mus. Taylor.)

TURBO GEMMATUS. *Turb. testâ subdepresso-ovatâ, spiræ suturis subprofundè canaliculatis, anfractibus nodulis*

parvis undique gemmatis; corallo-rufescente, intus argenteâ

THE BEADED TURBO. Shell somewhat depressly ovate, imperforated, sutures of the spire somewhat deeply channelled, whorls beaded throughout with small nodules; light coral red, interior silvered.

Hab. — ?

Very similar in form to the preceding species, and partaking, in some measure, of the colour; the spire differs in having the sutures deeply channelled and the entire surface in being beaded with small papillose nodules. In the former species the margins of the aperture are entire, and it is the striæ that are coloured upon a white ground.

Species 63. (Mus. Belcher.)

TURBO LUGUBRIS. *Turb. testâ suborbiculari-ovatâ, spirâ depressâ, anfractibus supernè declivibus, deinde nodulis papillosis cingulatis, columellâ concavâ; albidâ, epidermide crassâ nigricante indutâ, columellâ et aperturâ argenteis.*

THE MOURNFUL TURBO. Shell somewhat orbicularly ovate, spire depressed, whorls slanting round the upper part, then encircled with papillose nodules, columella concave; whitish, covered with a thick dark epidermis, columella and aperture silvered.

Hab. — ?

Another species collected by Capt. Sir E. Belcher in the Sulphur, not hitherto described.

Handwritten signature



44



55



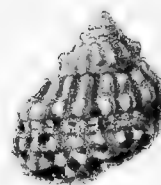
56




57




58



59




60



61



62



63



44




55



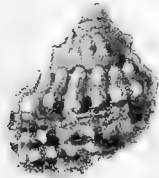
56




57



58



59




60



61



62



63



TURBO.

PLATE XIII.

Species 47. (Fig. *b* and *c*. Mus. Cuming.)

TURBO SPINOSUS. I have already described this extremely variable species at Plate X., and there remarked the necessity of figuring the present specimen to assist in identifying it with *The Spiny Silvermouth* of Chemnitz, Conch. Cab. vol. v. p. 204. pl. 181. f. 1797. Externally it has a very similar aspect to certain varieties of the *T. chrystoma*, it may, however, be readily distinguished from that species by its more tubular aperture, of which the interior is delicately silvered.

Species 41. (Mus. Brit.)

TURBO JOURDANI. *Turb. testá subamplá, ovatá, conico-turbinatá, imperforatá, anfractibus primis spiraliter tricostatis, costis subangustis, prominentibus, distantibus, ultimo ventricoso, multicostrato, costis latiusculis, obscuris; columellá subcylindraceá, supernè callosá; aperturá amplá, circulari; castaneo-rubente, intus margaritaceá.*

JOURDAN'S TURBO. Shell rather large, ovate, conically turbinated, imperforated, the first whorls three-ribbed, ribs rather narrow, prominent, distant, last whorl ventricose, many-ribbed, ribs rather wide, and ob-

scure; columella rather cylindrical, callous at the upper part; aperture large, circular; chesnut-red, interior pearly.

KIENER, *Revue Zool. Soc. Cuv.*, 1839, p. 324. *Mag. de Zool.*, 1840, Moll. pl. 9.

Hab. New Holland.


Of this fine species there are two examples in the British Museum, remarkably distinguished from any other of the genus. The specimen represented is the smaller of the two. The first few whorls are characterized by three prominent spiral ribs, but they gradually become extinct as the shell approaches maturity, leaving the last whorl encircled throughout with a succession of obscure broad ribs, scarcely elevated above the surface.

Species 14. (Fig. *c* and *d*. Mus. Saul.)


TURBO SAXOSUS. The specimen here represented is a more frequent state of the species than either of those figured in Plate IV., and deserves illustration on account of the peculiar aspect of its colouring and additional tubercles. It is uniformly smaller in size, and of a white silvery ground, with the green sparingly distributed in rather distant waved stripes.

April, 1848.






14b



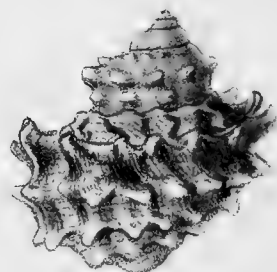
14c



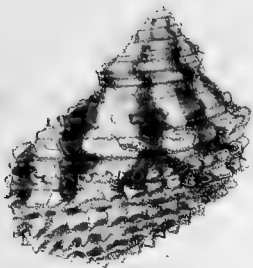
14d




14e



14f




47. b




74. c.



41.



14. c.



14. d.

11/11/11



TURBO.

	Plate.	Species.		Plate.	Species.
<i>argyrostoma</i> , Linnæus	II.	7	<i>niger</i> , Gray	XI.	49
<i>articulatus</i> , Reeve	IX.	39	<i>nivosus</i> , Reeve	X.	43
<i>canaliculatus</i> , Gmelin	VII.	27	<i>Norrisii</i> , Reeve	XI.	54
<i>Chemnitzianus</i> , Reeve	VIII.	36	<i>olearius</i> , Linnæus	I.	2
<i>chrysostoma</i> , Linnæus	VII.	28	<i>petholatus</i> , Linnæus	III.	12
<i>cidaris</i> , Gmelin	XI.	51	<i>pica</i> , Linnæus	VI.	24
<i>circularis</i> , Reeve	X.	46	<i>porcatus</i> , Reeve	XI.	52
<i>coccineus</i> , Deshayes	XII.	55	<i>porphyrites</i> , Gmelin	XI.	53
<i>corallinus</i> , Reeve	XII.	56	<i>pulcher</i> , Reeve	III.	9
<i>cornutus</i> , Gmelin	II.	4	<i>pustulatus</i> , Reeve	XII.	59
<i>coronatus</i> , Gmelin	V.	22	<i>pyropus</i> , Reeve	XII.	61
<i>crassus</i> , Gray	III.	10	<i>radiatus</i> , Gmelin	VIII.	31
<i>crenulatus</i> , Gmelin	IX.	38	<i>Rotellaformis</i> , Jay	XI.	54
<i>crenulatus</i> , var. β .	X.	42	<i>rubicundus</i> , Reeve	III.	11
<i>crenulatus</i> , var. γ .	XI.	50	<i>rugosus</i> , Linnæus	VI.	25
<i>fluctuatus</i> , Reeve	VIII.	34	<i>sanguineus</i> , Linnæus	XII.	55
<i>gemmatus</i> , Reeve	XII.	62	<i>sarmaticus</i> , Linnæus	IV.	15
<i>helicinus</i> , Born	IV.	13	<i>saxosus</i> , Reeve	IV. & XIII.	14
<i>histrion</i> , Reeve	VIII.	32	<i>setosus</i> , Gmelin	VIII.	37
<i>imperialis</i> , Gmelin	II.	6	<i>smaragdus</i> , Gmelin	IV.	13
<i>Japonicus</i> , Reeve	VIII. & IX.	33	<i>sparverius</i> , Gmelin	VII.	30
<i>Jourdani</i> , Kiener	XIII.	41	<i>speciosus</i> , Reeve	VIII.	35
<i>Lajonkairii</i> , (<i>Delphinula</i>), Desh.	II.	5	<i>Spenglerianus</i> , Gmelin	V.	20
<i>lamellosus</i> , Broderip	VI.	26	<i>spinosus</i> , Reeve	X. & XIII.	47
<i>laminiferus</i> , Reeve	IV.	17	<i>squamiger</i> , Reeve	V.	21
<i>lugubris</i> , Reeve	XII.	63	<i>tessellatus</i> , Kiener	V.	18
<i>magnificus</i> , Jonas	IV.	16	<i>Ticaonicus</i> , Reeve	V.	23
<i>margaritaceus</i> , Linnæus	VII.	29	<i>torquatus</i> , Gmelin	VI.	26
<i>marginatus</i> , Nuttall	XII.	57	<i>Trochoides</i> , Reeve	XII.	58
<i>marmoratus</i> , Linnæus	I.	2	<i>tuberculatus</i> , Quoy, Kiener	X.	47
<i>militaris</i> , Reeve	IX.	40	<i>Tursicus</i> , Reeve	XII.	60
<i>murreus</i> , Reeve	XII.	44	<i>undulatus</i> , Chemnitz	I.	3
<i>Natalensis</i> , Reeve	I.	1	<i>variabilis</i> , Reeve	III.	8
<i>Nicobaricus</i> , Gmelin	XI.	48	<i>versicolor</i> , Reeve	V.	19

ERRATA.

- Sp. 26. *T. torquatus*. Add as synonyme *T. heteroclitus*, Kiener.
 Sp. 45. *T. tumidulus*. Cancel this species and read *T. spinosus* var.
 Sp. 47. For synonyme *T. tuberculosa*, read *T. tuberculatus*.





3 2044 072 169 857

